


(No. 67.)



1893.

PARLIAMENT OF TASMANIA.

CENSUS OF TASMANIA, 1891.

Presented to both Houses of Parliament by His Excellency's Command.

C E N S U S
OF
THE COLONY OF TASMANIA,
1891.

PARTS I – VIII.

WITH INTRODUCTORY REPORT

BY

THE REGISTRAR-GENERAL.



Tasmania:

WILLIAM GRAHAME, JUN., ACTING GOVERNMENT PRINTER, HOBART.

1893.

C O N T E N T S.

ERRATA ET CORRIGENDA.

INDEX TO REPORT.

REPORT AND APPENDICES.

INDEX TO TABLES.

PART I.—POPULATION, BUILDINGS, AND LAND.

„ II.—AGES OF THE PEOPLE.

„ III.—CONJUGAL CONDITION.

„ IV.—BIRTH-PLACES.

„ V.—EDUCATION.

„ VI.—SICKNESS AND INFIRMITY.

„ VII.—RELIGIONS.

„ VIII.—OCCUPATIONS.

ERRATA ET CORRIGENDA.

Page 1., Report. Occupations of the People, after "diurnal tides," line 5, "full stop" should be printed, and next sentence start with "Kinds of service, &c."

Page lvi., seventh line from bottom of page, *for* "word's" *read* "world's."

Part I., Ages—

Page 7. In columns 2, 3, 4, 5, *for* decimal point *read* a comma (,).

Page 18. Chinese 901, *read* 931.

Page 45. Evandale, Females 698, *read* 1576.

INDEX TO REPORT.

SECTION I.—INTRODUCTION.

History of Census-taking in Tasmania, ix. History of Census-taking in other Countries, x. The Object and Utility of a Modern Census, x. Scope of a Census, xi. The Weak Link of the Census, xi. Defects in previous Methods, xi. Conference of Australasian Statists with respect to the Census of 1891, xi. Subjects of Enquiry agreed upon, xii. Preparation for taking the Census—Preliminary work, xii. The work of Enumeration, xiii. Number and Distribution of Sub-Enumerators, xiv. Cost of Enumeration in Tasmania, xiv. Cost of Enumeration in other Countries, xv. Systematic Work of Tabulation, Summation, and Analysis, xv. Categories of Census Schedules of 1881 and 1891 compared, xvi. Method of Tabulation, xvi. Time taken to effect the Enumeration of the People in the earlier Censuses, xvii. Ticket System of Tabulation, xvii.

SECTION II.—PROGRESS OF POPULATION.

Progress of Population in the intervals of the periodic Censuses between years 1841–1891, xx. Distribution and Movement of Population by Electoral Districts, xxi. Order of Districts showing greatest relative increase, xxii. Relative Order of Importance, xxii. Progress of Urban and Rural Centres since 1881, xxiii. Progress of Population in the various Colonies of Australasia since 1881, xxvii.

SECTION III.—HABITATIONS OF THE PEOPLE.

Dwellings classified—according to Occupancy, xxvi.; Materials, xxvii.; Number of Rooms, xxvii.; Rental, xxvii.; Proportion of Population inhabiting different kinds of Dwellings, xxvii. Habitations contrasted with those of former Periods, xxvii. Distribution and Density, xxix.

SECTION IV.—AGES OF THE PEOPLE.

Preliminary Observations, xxx. Segregation at Decennial Periods, xxx. Numbers and Proportions at Quinquennial and other Age-groups, xxxi. Natural Grouping, xxxi. Contrast of Proportions at principal Age-groups with former periods, xxxii. With other Australasian Colonies, xxxiii. With various Countries, xxxiv. General Comparisons, xxxiv.

SECTION V.—CONJUGAL CONDITION OF THE PEOPLE.

Proportion Married, Widowed, and never Married, at principal Age-groups, xxxv. Marriageable Men and Women, xxxvi. Distribution and Proportion of Marriageable Women to Marriageable Men, xxxvii. Proportion of Married and Single Persons at various Periods, xxxvii.

SECTION VI.—BIRTH-PLACES OF THE PEOPLE.

Birth-places at different Census Periods, xxxviii. Of Adults, xxxviii. Increase or Decrease in the proportion of Persons born in different Countries, xxxix. Tasmanians in Australasian Colonies, xxxix.

SECTION VII.—EDUCATION OF THE PEOPLE.

Preliminary Observations, xl. Percentage Proportion of Persons who could Read and Write, Read only, and could not Read, at various Age-periods, xli. Improvement in Education since 1881, xlii. Education of Children in Urban and Rural Districts, xlii. Education at School Age, xlii. Education of Children belonging to different Religions, xliii. Education of Adults in Australasian Colonies contrasted, xliii. Lowering influence of Old-age when abnormally numerous, xliii. Schools and School Attendance, xliii. Proportion of Children between 3 and 15 years receiving instruction at State Schools, Private Schools, and at Home, xliii. Proportion of Children at School-age (7–14) receiving Instruction contrasted with Proportion who could Read and Write at the age of 15, xliv.

SECTION VIII.—RELIGIONS OF THE PEOPLE.

Preliminary Observations, xlv. Number and Proportion of Persons belonging to the principal Groups and Denominations, xlv. Proportions in 1870 and 1891 compared, xlv. Religion and Education, xlvii.

SECTION IX.—SICKNESS AND INFIRMITY.

Sickness and Infirmary, Number and Proportion for all Ages under principal Groups, xlviii. Sickness and Infirmary in 1881 and 1891 compared, xlviii. Equivalent in time absorbed by Sickness and Accident in Tasmania and other Countries, xlix. Sickness and Infirmary in various Countries, xlix. Proportion of Infirmary among Males and Females in Urban and Rural Districts, xlix.

SECTION X.—OCCUPATIONS OF THE PEOPLE.


Preliminary Observations, l. Natural limits of the proportions of different Classes of Occupations, l. Determining influences, l. Proportion of different Classes of Breadwinners in different Countries, li. Classification of Occupations, li. Defects of previous Methods, li. Principles and definitions of the Classes according to the new method adopted by Australasian Statists, lii. Distribution of Occupations under 24 Orders, showing numbers and proportions, liv. Breadwinners, lv. Relative number of Breadwinners in each Class and Sub-class, lv. Distribution and proportion by Electoral Districts, lvii. Proportions of different Classes of Breadwinners in different Countries compared, lvii. Occupations in 1881 and 1891 compared, lviii. Comparative rate of Increase or Decrease under different Occupations, lix. Occupations related to the Land, lix. Progress of Agriculture, lix. Shrinkage in the number of Hands employed in Agriculture, lix. Agriculture in Australasia in 1881 and 1891, lx. Curtailment due to competition in a distant Foreign Market, lx. Effects of limited space as in the United Kingdom, lxi. Effects of increase of Labour-saving Machinery and improved means of Transport, lxii. Curtailment of the proportion of Labourers on the land caused by improvements in the effective power of producers *not disadvantageous*, lxii. Illustration showing the probable effect of an assumed multiplication of the effective power of Labour, lxiii. Grades of Occupations, lxiii. Employers, lxiv. Engaged on own account, lxiv. Wage-earners, lxiv. Unemployed, lxv. Table showing number and proportions under each Grade, xlv. ; under each Age-group, lxvii.

SECTION XI.—GENERAL PROGRESS SINCE 1881.

General Statistical Summary 1881 and 1891, showing Increase or Decrease under each head of information, lxix.

Concluding remarks, lxx





CENSUS OF TASMANIA, 1891.

GENERAL REPORT.

TO THE HONORABLE THE CHIEF SECRETARY.

General Register Office, Hobart, 1st July, 1892.

SIR,

As the compilation of the results of the Census of Tasmania taken on the 5th April, 1891, has now been completed and published in separate Parts, it is customary and desirable that I should prepare an introductory Report for the purpose of giving a brief account of the events which led to the taking of the Census on 5th April, 1891; of the methods adopted in collecting and tabulating the information sought for; and of the general results of the vast amount of information under various categories classified in the various Parts under the different Tables. I have endeavoured to carry out these objects in the following Report, which I have now the honor to lay before you.

SECTION I.

HISTORY OF CENSUS-TAKING IN TASMANIA.

An account of the Eighth Census of Tasmania, taken on 5th April, 1891, simultaneously with nearly all other portions of the British Empire, would be incomplete without some brief reference to the history of previous Censuses.

Although official estimates of the population were prepared from time to time after the first settlement was established in the Island on 7th Sept. 1803,* it was not until 27th Sept. 1841 that the first proper Census of the population was undertaken. Since that time seven Censuses have been taken at intervals from 3 to 11 years, or a mean interval of 7 years between the various Censuses.

The earlier Censuses were taken more frequently, the average interval being only about 5½ years. The last two Censuses (1881, 1891) were taken after longer intervals; the interval previous to Census of 1881 being 11 years, and the interval between 1881 and 1891 being 10 years; thus—

| | | | | |
|--------------|------------|------------|-------|----------------------|
| First Census | 27th Sept. | 1841. | | |
| Second | „ | 31st Dec. | 1847. | Interval 6·26 years. |
| Third | „ | 1st Mar. | 1851. | „ 3·14 „ |
| Fourth | „ | 31st Mar. | 1857. | „ 6·08 „ |
| Fifth | „ | 7th April, | 1861. | „ 4·02 „ |
| Sixth | „ | 7th Feb. | 1870. | „ 8·84 „ |
| Seventh | „ | 3rd April. | 1881. | „ 11·15 „ |
| Eighth | „ | 5th April, | 1891. | „ 10·01 „ |

Thus it appears the first proper Census of the Island was not undertaken until nearly 38 years after the date of its first settlement. This, however, is not to be wondered at when we consider that from the Middle Ages up to this time violent prejudices against the enumeration of the people prevailed in nearly all the countries of the world.

* These estimates were framed from what were termed "Muster Rolls."

HISTORY OF CENSUS-TAKING IN OTHER COUNTRIES.

Undoubtedly it is due to such unreasoning prejudices that no attempt was made to take a proper Census of Great Britain until as late as the year 1753.¹ The Bill even then introduced was defeated in the House of Lords; and this defeat may be taken as proof of the strong surviving prejudice against an enumeration of the people, which is also clearly manifested in the speech of Mr. Mathew Ridley, Member for Newcastle-upon-Tyne, in which he stated, among other objections, that he knew by letters that "the people looked on the proposal as ominous, and feared lest public misfortune or an epidemical distemper should follow the numbering."² Nearly half a century passed away before another attempt was made (March 10, 1801), which however, proved successful. But we learn that this first attempt was far from perfect. The Census taken in Ireland for the first time, in 1812, is stated to have been a complete failure; and the same authority³ states that the first successful *nominal* Census taken in the United Kingdom was that of Ireland in the year 1821, that is, only 20 years earlier than the first *nominal* Census taken in Tasmania. The earliest modern regular Censuses known,⁴ in the which the old province of Quebec takes first place of honour, are—

| | |
|--------------------------------|------|
| Province of Quebec | 1665 |
| Sweden | 1751 |
| United States of America | 1790 |
| Great Britain—France | 1801 |

Happily the prejudices so strongly opposed to Census-taking up to the close of the last century have died away almost entirely, and there is now no civilised country which does not avail itself of the information which can alone be obtained by a Census, and which is so essential to the good guidance of all matters relating to the political, social, and material interests of the nation.

THE OBJECT AND UTILITY OF A MODERN CENSUS.

The object and utility of a modern Census are now so well understood by all thoughtful persons that it may perhaps be considered going beyond the purposes of an official Report to comment upon it. It cannot be overlooked, however, that among the people generally there still exists a large amount of misconception which operates seriously in marring the accuracy of results which can alone be obtained by the *intelligent co-operation of every person in the community*. I was profoundly impressed with the opinion that so long as such misconception obtains it is desirable to take every reasonable means to minimise it if it cannot be wholly removed. Accordingly, three months prior to the Census day a brief account of the objects, scope, and utility of a Census was drawn up by me in a popular form, for public circulation. With the approval of the Government, these observations were printed in pamphlet form, and, together with a circular inviting the co-operation of the Director of Education, the School Boards, School Teachers, and the local Press,—they were widely distributed throughout the Colony. By such means and by the hearty co-operation of the local press, the minds of the people generally were awakened and favourably interested.

The following extracts, bearing upon the utility, scope, and other important matters relating to census-taking, are taken from the pamphlet referred to, as they form an appropriate introduction to the analyses which follow :—

The Utility of a Census.

"The next great national "stock-taking," fixed for the night of 5th April, 1891, for all the members of the British Empire—comprising fully one-sixth of the population of the globe, and embracing at least one-fourth of its whole terrestrial surface—is looked forward to with the most eager interest by all thoughtful persons. Nor is this to be wondered at. The vital, material, and social well-being of a nation depends in a larger degree than is ordinarily realised upon the accuracy of its knowledge concerning the number, character, and condition of its people. It is the great *measuring-rod* for determining and making timely provision for the supply of all material satisfactions, and for guiding us more securely in determining growing tendencies—whether for good or evil—thereby enabling us to make accurate forecasts, and to make timely and intelligent provision for checking the evil and fostering the good. The objects of a modern Census are altogether different from those of the ancients. The Census of David, recorded in the 24th chapter of the Second Book of Samuel, was instigated purely by the spirit of aggressive warfare or conquest; and, accordingly, its scope was confined to the number of "*valiant men that drew the sword*." The only warfare which the modern Census enumeration contemplates is confined to the peaceful conflicts of industry and commerce, and the discovery, subjugation, and control of the unknown or adverse forces of nature.

"Instead of the mere enumeration of *valiant men who drew the sword*, the modern Census seeks rather to ascertain the number of its "*bread-winners*," and the number of young, aged, and helpless *dependants*, in order to enable wiser provisions to be made for rendering the mutual exchange of services of the former more effective, and for making the training or care of the latter more in accord with the higher ideals of modern civilised life.

¹ LONGSTAFF—Studies in Statistics, p. 194. ² *Ibid*, p. 194. ³ *Ibid*, p. 196. ⁴ *Ibid*, pp. 193–196.

"But a Census enumeration does more than photograph the facts at the moment of Census-taking. It enables comparisons to be made with former periods, and from these we are enabled to determine many useful laws relating to the direction and rates of progression of all important movements and tendencies.

"Thus *serious famines* in modern times, as compared with ancient times, are mainly averted, or their severity mitigated by statistical knowledge largely based upon the facts primarily ascertained by the Census. The lands devoted to agriculture and pastoral purposes year by year, if not wisely extended in harmony with the ascertained rate of the growth of population and its growing needs, would surely produce famine or misdirected and wasted labour, were it not that those whose interest it is to make provision are guided by statistical knowledge, which could only be rendered possible by periodic Census-taking. The term *per head* of the Statistician, though a meaningless symbol or phrase to the thoughtless or to the ignorant, is to the statesman, the life insurance actuary, the director of education, the commercial *entrepreneur*, the sanitary adviser, and social economist—analogous to the never-failing "barometer" or "sounding-lead"—whereby the course of events is instantly disclosed; and thus making it possible to aid or counteract tendencies favourable or unfavourable, so far as such may be within human power.

"From what has been stated it is made sufficiently manifest that the great object of a Census is to gather such information as will be of material service in throwing light upon the more important social and economic questions, thereby making it possible to guide the affairs of the social organisation with greater intelligence and security as regards social and material well-being.

Scope of a Census.

"The value of information gained by means of a Census primarily depends upon the intelligence, honesty and disposition of the average *householder*. If we ask too many complicated questions we may put too great a strain upon average intelligence or comprehension, and the subsequent pretentious tabulation of the Statistician would be worthless or deceptive. If we arbitrarily seek to invade the privacy of the individual as regards means or income, morals, or even religious belief, we may certainly expect passive or indignant opposition, or—what is worse—we may receive, from many, dishonest replies. The practical Statistician who has had experience in Census-taking would avoid failure due to such causes by strictly limiting the number of enquiries to such subjects as will not unnecessarily invade the privacy of the individual, and not place a greater strain than can be safely borne by the intelligence and honesty of the *poorest householder*.

"There is little or no value in the pretentious tabular results of countries where the scope of Census enquiries have been framed with too little regard for such important considerations.

The Weak Link of the Census.

"The strength of a chain is determined by its *weakest link*, and the weakest link in Census-taking is the *poorly-educated householder*. Many householders are unable to read or write, while a still larger number, from carelessness, ignorance, or lack of interest, fail to comprehend what is required of them in the filling up of the several columns of the *householder's schedule*. The necessary notes of instruction at head of each column, amplified by more comprehensive notes of guidance and model forms of entry on the back of each schedule, appal and confuse many who are unaccustomed to interpretations of this nature.

"How can these difficulties be lessened, if not altogether overcome? Perhaps the most successful plan for securing and intensifying the interest of all persons in regard to the Census would be to secure the interests of *children at school* by the co-operation of School Boards, and especially by that of the local *schoolmaster* and *schoolmistress*. Let the Government call upon each Chief Superintendent of Census to prepare a *model lecturette* on the objects of the Census, and having done so, let there be issued a printed copy of the lecturette and a blank householder's schedule, accompanied by a courteously written circular addressed to the *head teachers of every school in the land*, inviting their cordial co-operation by asking them to fix a special day for a *Census Lesson* for the children, accompanied by black-board illustrations as to the manner in which the householder's schedule should be filled up. If this were done it is certain that it would be productive of the very best results. The lesson of the children would certainly take strong hold of the interest of parents, and there is not a humble home throughout the land where the lesson of the children would fail to penetrate, and where the less favourably educated parents would not fail to become for the time being the *proud pupils* of their own more favourably educated children. The Press—the great educator—may do much to forward this desirable idea in the interests of the public weal.

Defects in previous Methods, and the desirability of greater Uniformity in different Countries.

"Although it has been inferred that greater firmness should be exercised in preventing enthusiasts from unwisely overloading the subjects of Census enquiry, still there is ample room for reform as regards the past methods of Census enquiry in the British Dominions; more especially as regards defective classification; their sterility in respect of important economic conditions; and their lack of uniformity with each other. The Australasian Colonies hitherto have, in all essential features, followed the English Census method, and consequently reproduce its defects. Economists for many years have loudly proclaimed these defects, and their influence at the beginning of the year 1890 (February and March) secured the appointment of a Special Committee to enquire into certain questions connected with the taking of the Census in the United Kingdom.

"Prior to this enquiry in England, however, the representative Statisticians of Australasia had arrived at similar conclusions; and in order that the next Census-taking in Australasia should be made as perfect as practicable, it was deemed advisable to obtain the consent of the various Australasian Governments to hold a Conference of Australasian Statisticians at some convenient place, for the purpose of discussing reforms, and for securing the general uniformity in methods of enquiry and in the final statistical tabulation of results.

CONFERENCE OF AUSTRALASIAN STATISTS WITH RESPECT TO THE CENSUS 1891.

"Their desires in this direction were finally realised by the initiative action of the Premier of Tasmania, (the Honorable P. O. Fysh), who issued a circular telegram to each of the Premiers of the various colonies of Australasia, as follows:—

Hobart, 23rd January, 1890.

To the Premiers of the Australasian Colonies.

This Government is desirous of arranging a Conference of Statisticians of the Australasian Colonies to decide upon uniformity of system for taking approaching Census. It is suggested that meeting should be in Hobart on Saturday, 1st March. Shall be glad to learn views of your Government by telegraph.

PREMIER, Hobart.

"The invitation, with one exception, was cordially responded to, and the following gentlemen, as representatives of their respective Colonies, met in conference at Hobart at or near the date appointed; viz.—

Members of Conference.

H. H. Hayter, Esq., C.M.G., Government Statist, Victoria, unanimously elected by Members of Conference as its President.
 R. M. Johnston, Esq., F.L.S., Registrar-General and Government Statistician, Tasmania.
 T. A. Coghlan, Esq., A.M.I.C.E., Government Statistician, New South Wales.
 H. J. Andrews, Esq., Under Secretary, South Australia.
 E. J. von Dadelszen, Esq., Deputy Registrar-General, New Zealand.
 Consulting Member—E. C. Nowell, Esq., (formerly Statist, Tasmania).
 Secretary—Thos. C. Just, Esq.

"The Conference met on the 3rd March, in Hobart, and concluded its labours on the 18th March. The results of the Conference were deemed to be very satisfactory by all the Members, and the several matters which engaged their attention are summarised as follows:—

Extent and Nature of Subjects of Enquiry.

"The Members of the Conference unanimously deemed it unwise to extend the subjects of enquiry beyond the limits already determined in the Householder's Schedule of the Census for 1881, viz.—Name, Sex, Birth-place, Age, Religion (statement not compulsory), Occupation (stating whether Employer, employed on his or her own account, or Wage-earner), Conjugal Condition, Education, Sickness, and Infirmary, Materials of Houses, Number of Rooms. The model Schedule* agreed upon secures perfect uniformity in all these subjects of enquiry, although it was conceded that any Colony is free to extend enquiry beyond these limits should it be deemed advisable to do so.

Classification and Modes of Tabulation.

"As there were several imperfections arising out of defective classification and through lack of agreement in modes of Tabulation in the last Census, the Members of Conference were anxious to devise means for avoiding such difficulties or defects in the coming Census. At the same time they were impressed with the importance of adhering as far as possible to modes of classification hitherto employed, as without such cautious consideration useful comparisons with former periods and with other countries would be rendered impossible.

* * * * *

Tabulation.

"The methods for securing the best results by tabulation also engaged much attention. The *ticket system* as now generally employed in the analyses of Vital Statistics was most favoured for speed, accuracy, and simplicity. Mechanical machines for counting the tickets speedily were also recommended for adoption, and these, with other plans for facilitating the work of tabulation, will no doubt have the effect of securing more accurate work and earlier publication of results.

General.

"The other matters, though of great importance to the tabulator and statistician, only affect matters of detail, and secure accuracy and uniformity. It is important to state, however, that one of the recommendations affecting the Census Act was, that only the heads of enquiry—not the Schedule—be embodied in the Census Act."

PREPARATION FOR TAKING THE CENSUS ON THE NIGHT OF 5 APRIL, 1891.

Preliminary work.

The success of a Census depends primarily upon the care taken by the Chief Superintendent of the Census, that the whole plan of operations has been thoroughly worked out in every detail at least nine months prior to the Census-day. This is absolutely necessary when we consider the vast amount of preliminary work which should be completed not less than two months prior to the actual distribution of Schedules throughout the whole country. Indeed in populous countries the time required for such preliminary work may engage the attention of a permanent staff during the whole of an intercensal period. The extensive character of this preliminary work, even in a small Colony like Tasmania, may be realised by a brief enumeration of the various forms, circulars, charts, and books of instruction devised, printed, and distributed in connection with the work of the last Census, in respect of a population of 146,667 persons scattered over an area of 26,215 square miles.

* See Tasmanian Schedule A., whose heads marked with a * give particular subjects of enquiry agreed upon. Further information sought by any one Colony to be optional.

The principal of these are :—

1. Devising and printing schedules for distribution (1 to each dwelling). Printing, alone, equivalent to a 14 in. ribbon of printed matter 24 miles long, or 45,000 schedules.
2. Three sets of charts, scale 1 inch to the mile. A complete set for central office, one set divided among the Chief Enumerators of Census Districts, and one set divided among the various Sub-Enumerators of Census Sub-Districts. All these charts were carefully hand-coloured, showing the concatenations of each Electoral, Municipal, Registration, Road Trust and Census Sub-District, and each different division characterised by a distinctive number and boundary colour. This work involved the careful colouring of at least 100 square yards of charts.
3. Devising, classifying, and printing books of—
 - (a.) Instructions for the special guidance of Enumerators of Districts. (See Appendix B.)
 - (b.) Instructions for the special guidance of Sub-Enumerators. (See Appendix C.)
 - (c.) Instructions for the special guidance of Tabulators. (See Appendix D.)
 - (d.) Sub-Enumerator's compilation books.
4. Printing about 160 thousand tickets specially devised for facilitating the work of tabulation and ensuring greater accuracy.
5. Printing and distributing a large number of necessary circulars to Enumerators and Sub-Enumerators in connection with particular stages of the work.
6. Organising Census-staff, and carefully drilling them in their various duties, especially as regards the exact limits of their respective districts throughout the country.
7. Arousing the interest of the people and calling upon them to aid in making the work of the Census a success, by means of advertisements, pamphlets, and especially by enlisting the kindly co-operation of the Press.

The foregoing enumeration suffices to show that a large amount of important work is involved in the preliminary requirements of Census-taking, and necessitates—long prior to the Census day—the careful study of countless minutiae, the oversight of any one of which might destroy the value of the whole work of the Census.

The work of Enumeration.

The work of Enumeration, and the methods and precautions taken to secure completeness and accuracy, are usually mixed up in the larger number of descriptive reports on such matters. In this Report I have in a large measure eliminated the minutiae which refer to the methods and precautions taken to secure completeness and accuracy—which can be better studied apart in appendices—in order to impress more clearly upon the mind the extent and character of the actual work of Enumeration.

The area to be covered.—In the first place it must be borne in mind that Enumerators *personally* must visit, *twice*¹ at least, every dwelling or resting-place for the night of every living person in the Colony. The last visit, with exceptions for some very large, thinly populated districts, involved the collection, examination, and correction of 29,801 schedules gathered from the same number of dwelling or resting-places, scattered over an area of 26,215 square miles, within the space of three days. The two visits, therefore, cover an area of 52,430 square miles. To cover such a large area in so short a space of time is the problem to be worked out by the Chief Superintendent of the Census. The area which one person could cover in, say, three days, depends upon two factors—

1. The density of population.
2. The distance which one person could cover per day either on foot or on horseback.

The greater the density of population enables the Collector to cover a larger population in a given time, but the work involved lessens his power to cover a large distance in travelling: and conversely, the smaller the density of population enables the Collector to cover a larger distance in travelling. Hence it is manifest that in mapping out the work of Sub-Enumerators the size of their respective Sub-districts should in a measure be determined inversely in relation to the greater or lesser density of the population.

By estimates based upon such considerations, aided by the local topographical knowledge of the Chief Enumerator of each Electoral District in the Colony, it was determined that the

¹The first visit devoted to the distribution of schedules; the second or more visits devoted to collection, examination, and correction, and, in a large number of cases, to writing out the whole of the answers to queries in cases where the responsible person has from any cause failed to do so.

26,207 square miles of Rural Districts could be covered by 256 Sub-Enumerators ; thus, on the average giving 102·35 square miles, 85·75 dwellings, and 408 persons to each Sub-Enumerator. The Urban Districts (Hobart and Launceston) were likewise determined, and arrangements made provided that the more densely populated urban area of 7·36 square miles could be so divided that the work might be efficiently carried out by 39 Sub-Enumerators, thus giving an average of 19 square miles, 201·2 dwellings, and 1078 persons to each Sub-Enumerator.

The following summary shows in all these respects the apportionment of work of Enumerators for the principal divisions of the Island forming the larger Census Districts, which for the most part coincide with Electoral Districts :—

Number and Distribution of Sub-Enumerators.

| | Area, Square Miles. | Dwellings. No. | Population, No. | Sub-Enum- erators, No. | Apportionment to each Sub- Enumerator. | | |
|----------------------------|---------------------------|-------------------|--------------------|------------------------------|---|------------|-------------|
| | | | | | Area, Square Miles. | Dwellings. | Population. |
| <i>Urban Districts—</i> | | | | | | | |
| Hobart..... | 1·98 | 4576 | 24,905 | 24 | 0·08 | 190·6 | 1038 |
| Launceston..... | 5·38 | 3272 | 17,208 | 15 | 0·36 | 218·1 | 1147 |
| Total Urban District | 7·36 | 7848 | 42,113 | 39 | 0·19 | 201·2 | 1078 |
| <i>Rural Districts—</i> | | | | | | | |
| Glenorchy | 50·89 | 975 | 5502 | 10 | 5·09 | 97·5 | 550 |
| Longford | 135·58 | 749 | 3126 | 6 | 22·59 | 124·8 | 521 |
| Richmond | 267·77 | 527 | 2561 | 7 | 38·25 | 75·3 | 366 |
| Brighton..... | 316·71 | 730 | 3414 | 10 | 31·67 | 73·0 | 341 |
| Cressy | 346·96 | 428 | 2303 | 4 | 86·74 | 107·0 | 576 |
| Westbury | 366·11 | 838 | 4539 | 6 | 61·02 | 137·3 | 756 |
| New Norfolk | 400·81 | 811 | 4253 | 10 | 40·08 | 81·1 | 425 |
| Evandale | 442·66 | 642 | 3262 | 6 | 73·78 | 107·0 | 544 |
| George Town..... | 444·62 | 769 | 3607 | 5 | 88·92 | 153·8 | 721 |
| Selby | 514·08 | 877 | 4077 | 9 | 57·12 | 97·3 | 453 |
| Devon, East | 525·04 | 1840 | 9054 | 23 | 22·83 | 80·0 | 394 |
| Sorell | 562·39 | 806 | 4183 | 8 | 70·30 | 100·7 | 523 |
| Oatlands..... | 592·44 | 633 | 3330 | 9 | 65·83 | 70·3 | 370 |
| Devon, West | 801·58 | 1127 | 5734 | 14 | 57·25 | 80·5 | 410 |
| Deloraine | 857·68 | 995 | 4913 | 16 | 53·60 | 62·2 | 307 |
| Campbell Town..... | 914·39 | 525 | 2695 | 11 | 83·13 | 47·7 | 245 |
| Kingborough | 1011·12 | 1563 | 7690 | 18 | 56·17 | 86·8 | 427 |
| Glamorgan | 1157·06 | 449 | 1919 | 8 | 144·63 | 56·1 | 240 |
| Ringarooma | 1305·69 | 1179 | 4814 | 11 | 118·70 | 107·2 | 438 |
| Fingal | 1556·79 | 1061 | 5003 | 14 | 111·12 | 75·8 | 357 |
| Franklin | 3279·52 | 799 | 3704 | 11 | 298·14 | 72·6 | 337 |
| Wellington | 3953·42 | 1672 | 7814 | 18 | 219·60 | 92·9 | 434 |
| Cumberland | 5700·08 | 1958 | 7057 | 22 | 259·10 | 89·0 | 321 |
| Total Rural Districts | 26,207·64 | 21,953 | 104,554 | 256 | 102·35 | 85·7 | 408 |
| All Districts | 26,215·00 | 29,801 | 146,667 | 295 | 88·86 | 101·4 | 497 |

Thus, upon the whole, the actual Enumeration was carried out successfully by 295 persons, being 1 to every 88·86 square miles ; 1 to every 101·4 dwellings ; or 1 to every 497 of the population.

Cost of Enumeration.

The cost of Enumeration is mainly determined by the work involved (1) in travelling from house to house, and (2) the number of the population entered upon the house-schedule.

In sparsely populated districts the greater proportion of the time and expense of the Enumerator is absorbed in travelling from dwelling to dwelling, the proportion in each district varying with the density of population—increasing relatively with sparsity, and decreasing relatively with density. The relative cost *per head*, therefore, progresses inversely to absolute cost, and to relative cost *per square mile*. Hence it follows that as a population increases in density the cost *per head* becomes less and less ; while the *absolute cost*, and *cost per square mile* really increases with the density, although at a differently proportionate rate. Thus it happens that the densely populated Urban Districts of Tasmania (Hobart and Launceston) in 1891 only show a cost of 0·78*d.* per head for Enumeration, while the Rural Districts cost 3·86*d.* per head. Reckoning by area, however, reverses this order—the Rural cost of Enumeration being only 1*s.* 4*d.* per square mile covered by Enumerator, while the cost in Urban Districts is as high as £18 9*s.* 7*d.* per square mile. The cost of the Emuneration of a progressive place, district, or

REPORT.

KV

country should show an absolute increase at each succeeding Census, and relatively the cost per square mile should progress inversely to cost per head, the former with an increasing tendency, the latter with a decreasing one. The following is a comparative statement of the absolute and relative cost of Enumeration in Tasmania for the last three Censuses :—

Cost of Enumeration.

| | ABSOLUTE. | | | RELATIVE. | | | | | |
|-----------------------------|-----------|-------|-------|------------------|---------|---------|-----------|-------|-------|
| | Amount. | | | Per square Mile. | | | Per Head. | | |
| | 1870. | 1881. | 1891. | 1870. | 1881. | 1891. | 1870. | 1881. | 1891. |
| | £ | £ | £ | £ s. d. | £ s. d. | £ s. d. | d. | d. | d. |
| <i>Cost of Enumeration—</i> | | | | | | | | | |
| Urban Districts..... | ... | ... | ... | ... | ... | 18 9 7 | ... | ... | 0·78 |
| Rural Districts | ... | ... | ... | ... | ... | 0 1 4 | ... | ... | 3·86 |
| The Colony | 1778 | 1896 | 1820 | 0 1 4 | 0 1 5 | 0 1 5 | 4·30 | 3·93 | 2·98 |

The same law as to cost of enumeration is also revealed between Countries differing in density of population ; and between themselves at different Census periods, as shown in the following illustration :—

Comparative Cost of Enumeration in different Countries.

| | DENSITY PER SQUARE MILE. | | | ABSOLUTE. | | | RELATIVE. | | | | | |
|-------------------------|--------------------------|-------|-------|---------------|--------|-------|------------------|---------|---------|---------------|-------|-------|
| | | | | Amount. | | | Per Square Mile. | | | Per Head. | | |
| | 1870 or 1871. | 1881. | 1891. | 1870 or 1871. | 1881. | 1891. | 1870 or 1871. | 1881. | 1891. | 1870 or 1871. | 1881. | 1891. |
| | No. | No. | No. | £ | £ | £ | £ s. 6. | £ s. d. | £ s. d. | d. | d. | d. |
| England and Wales | 386·5 | 442·0 | — | 78,304 | 86,9 | — | 1 6 7 | 1 9 7 | — | 0·95 | 0·80 | — |
| Scotland | 112·7 | 125·0 | — | 20,764 | 21,582 | — | 0 13 11 | 0 14 6 | — | 1·48 | 1·38 | — |
| Victoria | 8·33 | 9·79 | — | 11,460 | 12,432 | — | 0 2 7 | 0 2 10 | — | 3·76 | 3·42 | — |
| Tasmania | 3·79 | 4·39 | 5·60 | 1748 | 1896 | 1820 | 0 1 4 | 0 1 5 | 0 1 5 | 4·30 | 3·93 | 2·98 |

The study of the above table shows clearly how cost *per head* in all countries *diminishes* with increasing density of population, while a contrary increase in absolute cost and cost *per square mile* invariably happens with increase in the density of the population. A low cost *per head*, therefore, taken by itself is no test of economy ; for it can only be reduced as the *absolute cost* and *cost per unit of area* increases. The total cost of enumeration for Tasmania in 1891 being only 1s. 5d. per square mile, and 2·98d. per head, compares very favourably with former periods in Tasmania, and, on the whole, compares most favourably with the cost of enumeration in other countries when both factors are taken into consideration. Indeed, the consideration that the absolute cost of enumeration is actually less by £76 than it was in the Census of 1881, while the population enumerated in 1891 is 26·73 per cent. greater, is the best evidence that can be afforded of the care taken to secure the information required at the lowest cost consistent with efficiency.

The Systematic Work of Tabulation, Summation, and Analysis.

The systematic work of tabulation, summation, analysis, and check involved in a modern Census is enormous. This work is wholly carried out in the central Office after the Schedules and Summaries of Enumerators have been gathered, checked, and arranged in classified order. Primarily, the extent of this work is determined by four fundamental considerations :—

1. The number of the Population.
2. The number of distinct categories under which information regarding the same person is again and again abstracted, re-arranged, computed, and set down.
3. The number of distinct subdivisions under each category for which summaries are prepared.
4. The large number of calculations involved in determining the relative per-centage proportion of the figures contained in the numerous summaries under the various categories.

The information requiring to be compiled in the Census of 1891, according to the plan agreed upon by the Conference of Australasian Statisticians held in Hobart in 1890, embraces a larger number of categories than has ever been attempted before in the Census of any country.

This is best shown by comparing the categories of Census Schedule of Tasmania for 1891 (excepting Dwellings and Land) with those of the Census of 1881, and by estimating the comparative number of distinct groupings into which the population must be arranged under the various categories in the original compilation sheets alone, to obtain the necessary information afterwards summarised :—

| Tasmania (Census 1891.) | Tasmania (Census 1881.) | Original Distinct Subdivisions involved in tabulating. | |
|--|-----------------------------------|--|---------|
| | | 1881. | 1891. |
| Dwellings and land | — | — | — |
| <i>Relating to each Individual :</i> | | | |
| 1. Name | 1. Name | — | — |
| 2. Sex | 2. Sex | — | — |
| 3. Age last birthday | 3. Age | 9135 | 3845 |
| 4. Conjugal Condition : | 4. Conjugal Condition : | 8400 | 6670 |
| <i>a.</i> Married | <i>a.</i> Married | | |
| <i>b.</i> Widowed | <i>b.</i> Widowed | | |
| <i>c.</i> Divorced | <i>c.</i> Divorced | | |
| <i>d.</i> Never married | <i>d.</i> Never married | | |
| 5. Relation to Head of Family | 5. Relation to Head of Family | — | — |
| 6. Profession or Occupation | 6. Profession or Occupation | 31,840 | 166,264 |
| 7. Grade : | | | |
| <i>a.</i> Employer of labour | Not ascertained | | |
| <i>b.</i> In business on one's own account | Not ascertained | | |
| <i>c.</i> Relative, assisting head of family in his business, not receiving a nominal salary or wage | Not ascertained | | |
| <i>d.</i> Wage-earner | Not ascertained | | |
| <i>e.</i> Unemployed during week preceding Census day | — | | |
| 8. Birth-place | 7. Birth-place | 16,848 | 4350 |
| 9. Religious Denomination | Not ascertained | — | 3959 |
| 10. Education : | 8. Education : | 13,200 | 12,528 |
| <i>a.</i> Degree : | <i>a.</i> Degree : | | |
| 1. Cannot read | 1. Cannot read | | |
| 2. Read only | 2. Read only | | |
| 3. Read and write | 3. Read and write | | |
| 11. <i>b.</i> Receiving Instruction : | <i>b.</i> Receiving Instruction : | 3600 | 1485 |
| 1. At College or University | 1. At College or University | | |
| 2. At State School | 2. At State School | | |
| 3. At Private School | 3. At Private School | | |
| 4. At Home | 4. At Home | | |
| | TOTAL | 83,023 | 199,051 |

The number of separate groupings of individuals under the various categories necessary to arrive at specific aggregates, afterwards arranged in classified summaries, is greater on the whole by about 140 per cent. than in the previous Census of 1881. Indeed, the specific elaboration has been multiplied about 3·28 times ; but a great deal of saving was effected by not repeating the minor points of analysis under Municipal and Registration District tables (as in the Census of 1881), as it was deemed to be sufficient to confine such analysis to one system of geographical subdivision—the Electoral. The total cost of enumeration, tabulation, furniture, stationery, and instruments, amounted to £3380 ; that is, £365, or 12·10 per cent., above the actual cost of the Census of 1881.

Seeing that the work of enumeration embraced a population 26·73 greater ; and that the work of tabulation has been increased fully three-fold, the increase of only 12·10 per cent. in cost is most satisfactory. This result would not have been secured had it not been for the improved method introduced by me for facilitating the work of tabulation, based upon the *ticket system* (hereafter described), hitherto applied successfully in the Registry Department in the preparation of the monthly and yearly analyses of Vital Statistics. A wonderful saving of labour in the many thousand calculations of proportions was also effected by the use of *Tate's improved Arithmometer*,* and especially by that most useful of all statistical aids—*Fuller's Spiral Slide Rule*. Without these aids the cost of the work of the last Census would have been very much greater.

Method of Tabulation.

To obtain with accuracy the aggregates under the subdivisions of each category, from the general information relating to 146,667 persons, contained in 29,801 schedules, may seem a small

* This ingenious calculating machine is a modified and improved form of a machine originally invented by a French mechanician, and patented by Mons. Thomas de Colmar.

matter when contrasted with the tabulation of the results of a large population, such as the United Kingdom or the United States. The labour of compilation, however, is not fairly gauged by the differences in population. It is true that the preliminary work of abstracting the particulars—provided the categories are the same—is fairly measurable by the number of the population ; but this need only absorb about *one-fifth* of the labour of permutation and summation, which latter may depend far less upon the number of the population than upon the number of the groupings for which aggregates have to be obtained and summarised under the various categories. Take, for example, the earliest Censuses of which we have any account, viz., the Census of Moses recorded in Numbers (i. 1-46), and Census of Joab (1 Chron., xxi. 1-17 ; 2 Sam., xxiv. 1-17), of which the following is an abstract :—

Census of Moses.

| Tribe. | Males 20 years and over who were able to go forth to war. | Remarks. |
|----------------|---|---|
| Reuben | 46,500 | } Represents a total population of about 2,791,000 persons—ass- suming that all Males were enumerated between 20 and 55 years of age. |
| Simeon | 59,300 | |
| Gad | 45,650 | |
| Judah | 74,600 | |
| Issachar | 54,400 | |
| Zebulun | 57,400 | |
| Ephraim | 40,500 | |
| Manassah | 32,200 | |
| Benjamin | 35,400 | |
| Dan | 62,700 | |
| Asher | 41,500 | |
| Naphtali | 53,400 | |
| TOTAL | 603,550 | |
| Levi | Not numbered. | |

Census of Joab—commanded by David.

| According to account given 1 Chronicles, xxi. 1-17. | | | According to account given 2 Samuel, xxiv. 1-17. | | |
|---|----------------------------|---|--|---------------------------------------|---|
| Divisions. | Men who drew the sword. | Remarks. | Divisions. | Valiant Men who drew the sword. | Remarks. |
| Israel | 1,100,000 | } Represent a total popu- lation of about 7,270,000—assuming that all Males between 20 and 55 were enu- merated. | Israel | 800,000 | } Represent a total popu- lation of about 6,012,000—assuming that all Males between 20 and 55 were enu- merated. |
| Judah | 470,000 | | Judah | 500,000 | |
| TOTAL | 1,570,000 | | TOTAL | 1,300,000 | |
| Benjamin and Levi.. | Not numbered. | | | | |

Neither of these Censuses embrace more than about 21·62 per cent. of the population, and contain only one simple category, viz., “ valiant men who drew the sword ;” and yet the simple enumeration of the latter of these Censuses took 9 months and 20 days to accomplish. Compare this with the enumeration of the 62,000,000 persons of the United States, 1890, accomplished within a month, and its cities of over 10,000 inhabitants within a fortnight. Compare also the Census enumeration of Tasmania, which has an area nearly four times the size of Ancient Palestine, which was accomplished within ten days of the night fixed for the Census, and the results giving the numbers and proportions of both sexes, for every Electoral District in the Colony, together with elaborate comparisons with former Censuses, were actually published on 27th April, 1891, that is within 22 days of the time actually fixed for taking the Census. About three months later the results of tabulation were so far advanced as to enable me to publish the more important particulars relating to seven out of the nine principal categories, viz., Population ; Dwellings ; Ages ; Education ; Conjugal Condition, Birth-places, Religions. With these were contrasted corresponding points of information relating to the seven previous Censuses so far as such information was obtainable. At the same time a classified statement of the distribution of the people was given for each Electoral and Registration District, together with information in each case relating to area and density of population. These advance Reports satisfy the more important needs, and compensate in no small degree for the necessary delay in getting the completed voluminous tables of details passed through the press.

Method of Tabulation by the Ticket System.

Although the 200,000 or more groupings under the various categories relating to 146,667 persons in the Census tabulation are enormous, they are simply the result of the necessary permutations of 11 simple categories ; viz.—

| | | Ticket Abbreviation. |
|---|---|----------------------|
| 1. Locality or residence of person as indicated by the minutest Census sub-division | Div. | |
| 2. Age last birthday..... | Age. | |
| 3. Conjugal Condition..... | Con. | |
| 4. Degree Education | Edn. | |
| 5. Where instructed, if receiving education..... | Inst. | |
| 6. Where born | Born(— ⁶ — ⁷) | |
| 7. Whether a British or Foreign subject | | |
| 8. Religious Denomination | Relig. | |
| 9. Sickness or Infirmary—if so | Sick. | |
| 10. Occupation or Profession of Breadwinner | Occn.(— ¹⁰ — ¹¹) | |
| 11. Duty or Class of Dependants | | |
| 11. Grade, &c.: Employer on own account, relative assisting, wage-earner, unemployed seven days prior to Census-day | | |

With a pre-arranged system of abbreviations all this information was abstracted upon specially printed tickets in respect of each individual upon the 29,801 Householders' or other Schedules.

These tickets, an example of which is here given, were of four different kinds :—

Colour white, plain —for Male Breadwinners.
" " barred—for Male Dependants.
" pink, plain —for Female Breadwinners.
" " barred—for Female Dependants.

| | | |
|------------|----------|-----------|
| DIV..... | SCH..... | AGE..... |
| Con..... | Edn..... | Inst..... |
| Born | | (.....) |
| Relig..... | | |
| Sick..... | | |
| Occn..... | | (.....) |

A ticket was thus prepared for each one of the 146,667 persons living in Tasmania on the Census night, and the persons employed in writing up tickets from schedules were paid for this preliminary work at the rate of 2s. 6d. per 100. The tickets were conveniently tied up in 2-set packets, males and females, one 2-set packet for each of the Census subdivisions, corresponding to the unit of any of the district divisions for which results had to be obtained. Tied with each packet was a small label or tab-ticket, upon which was carefully marked the total number of tickets in packet in conjunction with the number of Census subdivisions. These packets were carefully locked away in cell-presses according to a classified system of Census subdivision localities, so that the person in charge could deliver or replace in its classified position any packet at a moment's notice. Thus all danger of loss or disorder was obviated.

To give the utmost facility to the appointed tabulators special simple tabulating tressle-tables 8 ft. by 3 ft. 6 in. each were provided, each furnished with a lock-drawer underneath, and a vertical frame of ticket-cells fitted on to the back to secure the groups at various stages of the process of tabulating ; two ink-bottles, one for red ink, and one for black ink, were sunk flush with surface at each near corner ; while the surface of the table was divided vertically and horizontally by clearly marked lines, for arranging the tickets in distinct heaps in accordance with the particular classification in process of being carried out.

Much thought was necessary to secure the greatest amount of work by the least amount of labour ; but a few simple rules were devised and printed for this object, and also for preserving uniformity of procedure. The great principle, however, in beginning the work of tabulation relating to any stage was to fix upon the *category and its subdivisions which were in every case common to several others*—a constant, so to speak—and having so determined the category for the initial stage, then to break up the packet of the particular Census subdivision, and carefully arrange the cards at the top or side, as the case may demand, into as many subdivisions as, by previous classification, might be determined. Having distributed them in classified order under this first category, next to count the number of cards composing each subdivision, at the same time recording the total of each group in the corresponding subdivision of this category in tabulating sheet. Finally, adding all such divisions, to prove that the aggregate agreed with the total number of tickets in the Census subdivision packet. This base of constants for other categories being proved, the tabulator would commence the next category by breaking up and dealing in the same way with each of the subdivisions in succession, of the first category or

constant, recording and checking with ascertained total as before. When second category was completed, he carefully restored each group of second category to its place, as a constant, in the original subdivision of the first category, and proceeded with the third, fourth, or more categories until all were complete in relation to the constant or first category selected. The small size, smooth surface, and stiffness of the tickets favoured rapidity in sorting and counting in orderly heaps on table along the marked divisions, *in the smallest possible space*; the latter consideration a matter of no small importance.

The constants common to several other categories—not reckoning sex or locality constant, which of course is preserved by using distinct tabulating sheets—were:—

1. Age in its fullest subdivision (embracing Conjugal Condition, Education, Instruction, Sickness).
2. Religions in subdivisions of classified Denominals (embracing Education, special groups of Age).
3. Birthplaces in subdivision of Country-born (embracing Education, Special Age groups, special grouping under conjugal condition).
4. Occupations, in subdivisions of specific Occupation (embracing Special Age groups, Grades, Districts.)

By such system the whole of the categories and their varied subdivisions were tabulated and checked in a very satisfactory and orderly manner. All unnecessary handling was obviated, and the greatest possible results were accurately secured with the smallest possible expenditure of labour.

The compilation of the Census subdivision results, under all predetermined categories, with their subdivisions were afterwards aggregated to form results under the various Districts under which it was determined they should be printed, whether in the detailed or summarised forms.

Where the number of cards under ultimate subdivision are very numerous, as in populous countries, the use of automatic ticket-counting machines would be required to facilitate labour; but in counting the ultimate subdivision groups of a small population like Tasmania, the initial expense of such automatic aids would, upon the whole, cancel the advantage saved in hand counting.

My attention at the first was also directed to an ingenious machine employed to some extent in America and elsewhere, whereby the counting under all categories is effected simultaneously by electrical “make-and-break” contacts. But, so far as I was able to learn, the advantages are not so great as might be supposed, as every distinct particular under each category must previously be indicated by holes punched by hand. The abbreviated signs on cards, I believe, can be done far more speedily.

SECTION II.

PROGRESS OF POPULATION.

The results of the Census Returns, 1891, as in the following summary, show that, though the population has made a greater absolute increase than in the interval of any previous Census period in Tasmania (viz., 30,962 persons, or 26·76 per cent. over Census of 1881), and a greater relative rate of increase per annum (2·40 per cent.) than in any Census interval since the year 1861, yet it falls short of the estimated population for the year 1891 (1st January) by about 10,000 persons, or 6·88 per cent. This error of excess in the estimates—based upon the balances of Births and Deaths, and Migration Returns—is undoubtedly due to an accumulation during the ten years of a constant error in the Customs Returns of Emigration. In the light of the present Census Returns it is estimated that the figures relating to emigration involve a constant error of understatement amounting to about 7 per cent.

This error of understatement as regards emigration returns is a general one in all countries: but, during the two years, 1889-90, it is affirmed that a very large number of excursion travellers taking return tickets in other Colonies have wonderfully increased, and it is now inferred that no account of these have been taken in the return journey from Tasmanian ports, and this omission has greatly intensified the usual amount of error of understatement. It will be necessary henceforth to qualify the actual returns of migration to prevent a corresponding over-statement in all future yearly estimates of population.

CENSUS OF TASMANIA, 1891.

Progress of Population in the intervals of the periodic Censuses between the Years 1841-1891.

| | 1841. | 1847. | 1851. | 1857. | 1861. | 1870. | 1881. | 1891. | 1841 to 1891. |
|---|--------|--------|--------|--------|--------|--------|---------|---------|---------------------|
| POPULATION— | | | | | | | | | |
| Population (Numerical)— | | | | | | | | | |
| Persons..... No. | 50,216 | 70,164 | 70,180 | 81,492 | 89,977 | 99,328 | 115,705 | 146,667 | ... |
| Males..... " | 34,504 | 47,828 | 43,127 | 45,916 | 49,593 | 52,853 | 61,162 | 77,560 | ... |
| Females..... " | 15,712 | 22,336 | 25,482 | 34,886 | 40,384 | 46,475 | 54,543 | 69,107 | ... |
| Population (Centesimal)— | | | | | | | | | |
| Persons..... per cent. | 100·00 | 100·00 | 100·00 | 100·00 | 100·00 | 100·00 | 100·00 | 100·00 | ... |
| Males..... " | 68·70 | 68·17 | 61·50 | 56·35 | 55·12 | 53·21 | 52·86 | 52·88 | ... |
| Females..... " | 31·30 | 31·83 | 38·50 | 43·65 | 44·88 | 46·79 | 47·14 | 47·12 | ... |
| Females to 100 Males..... | 45·54 | 46·70 | 59·06 | 75·98 | 81·43 | 84·73 | 89·18 | 89·12 | ... |
| Persons to the square mile..... No. | 1·92 | 2·68 | 2·68 | 3·11 | 3·43 | 3·79 | 4·39 | 5·60 | ... |
| " inhabited dwelling " | 7·32 | 7·37 | 6·25 | 5·71 | 5·12 | 5·50 | 5·26 | 5·23 | ... |
| Percentage Increase or Decrease since last Census—* | | | | | | | | | |
| Decennial Rate..... | ... | 63·46 | —0·15 | 26·64 | 25·91 | 11·76 | 14·78 | 26·76 | — |
| Annual Rate..... | ... | 5·45 | —0·00 | 2·50 | 2·44 | 1·13 | 1·38 | 2·40 | 2·19 |
| Births since previous Census... No. | ... | 8790 | 5780 | 15,390 | 12,927 | 26,531 | 36,126 | 45,209 | 150,753 |
| Deaths ditto..... " | ... | 5011 | 3034 | 9696 | 6182 | 12,276 | 18,781 | 20,208 | 75,188 |
| Excess of births over deaths, ditto..... " | ... | 3779 | 2746 | 5694 | 6745 | 14,255 | 17,345 | 25,001 | 75,565 |
| Balance of migration, ditto* .. " | ... | 16,169 | —2780 | 5668 | 1740 | —4904 | —968 | 5961 | 20,886 |
| Net increase of population since previous Census..... | ... | 19,948 | —34 | 11,362 | 8485 | 9851 | 16,377 | 30,962 | 96,451 |
| Percentage increase or decrease since previous Census, due per year— | | | | | | | | | |
| Due to natural increase..... per cent. | ... | 1·17 | 1·23 | 1·29 | 2·00 | 1·68 | 1·45 | 1·97 | 1·87 |
| Due to migration..... " | ... | 4·56 | —1·30 | 1·29 | 0·53 | —0·64 | —0·09 | 0·48 | 0·70 |
| Net increase..... " | ... | 5·45 | 0·00 | 2·50 | 2·44 | 1·13 | 1·38 | 2·40 | 2·19 |

* The sign minus (—) indicates decrease; where there is no sign the figures denote an increase.

The above analyses convey much information regarding the progress of population at each Census year in relation to the immediately preceding Census, as well as to the period 1841 to 1891. The particular causes affecting the increase or decrease of population at each period reveal how much is due to natural increase and how much to the balance of migration. The latter has been against the Colony's progress in the intercensal periods 1847-51, 1861-70, and 1870-81; but over the whole period 1841-91 it contributed 20,886 out of the total net increase of 96,451 persons, or 21·65 per cent. The natural increase in the intercensal period 1881-1891 25,001, is the highest on record absolutely, and the true rate per cent. per year (1·97) has only been exceeded by the intercensal period 1857-61 when it had been abnormally high, viz., 2·00 per cent. per year. The mean rate of natural increase per cent. per year since 1841, is equal to 1·87 per cent. This high rate of natural increase over such a long period is the best proof that can be given of the healthful condition of the Colony, being 110 per cent. higher than the natural rate of increase of London during the last thirty years, and 36·50 per cent. higher than the average natural rate of increase in England and Wales for the same period.

DISTRIBUTION AND MOVEMENT OF POPULATION, 1881-1891.

Table showing the Distribution and Movement of Population, by Electoral Districts, in the Inter-censal Period 1881-1891.

| Divisions and Electoral Districts. | Population. | | Increase or Decrease since 1881. | | | | Proportion per cent. to Total Population. | | |
|--|---------------|---------------|----------------------------------|-----------|------------|-----------|---|--------|------|
| | Census, 1881. | Census, 1891. | Numerical. | | Percental. | | 1881. | 1891. | |
| | | | Increase. | Decrease. | Increase. | Decrease. | | | |
| DIVISIONS. | | | | | | | | | |
| North-Eastern Division | 39,466 | 47,939 | 8473 | ... | 21·47 | ... | 34·11 | 32·68 | |
| North-Western Division | 18,014 | 27,515 | 9501 | ... | 52·74 | ... | 15·57 | 18·76 | |
| Midland Division | 9223 | 13,082 | 3859 | ... | 41·84 | ... | 7·97 | 8·92 | |
| South-Eastern and South-Western Division | 49,002 | 58,131 | 9129 | ... | 18·63 | ... | 42·35 | 39·64 | |
| The whole Colony..... | 115,705 | 146,667 | 30,962 | ... | 26·76 | ... | 100·00 | 100·00 | |
| ELECTORAL DISTRICTS. | | | | | | | | | |
| NORTH-EASTERN DIVISION. | | | | | | | | | |
| Evandale..... | 2473 | 3262 | 789 | ... | 31·90 | ... | 2·14 | 2·22 | |
| Morven..... | | | | | | | | | |
| Fingal..... | 3974 | 5003 | 1029 | ... | 25·90 | ... | 3·43 | 3·41 | |
| Launceston..... | 12,752 | 17,208 | 4456 | ... | 34·94 | ... | 11·02 | 11·73 | |
| George Town..... | 4417 | 3607 | 2285 | ... | 22·38 | ... | 3·82 | 2·46 | |
| Ringarooma | ... | 4814 | | | | | | | |
| Selby | 5796 | 4077 | } | ... | ... | 0·85 | 5·01 | 2·78 | |
| Longford | 3166 | 3126 | | | | | | | |
| Norfolk Plains..... | | } | } | ... | 86 | ... | 0·85 | 2·74 | 2·13 |
| Cressy | 2016 | | | | | | | | |
| Ringwood | | } | } | } | } | } | } | 1·74 | 1·57 |
| Westbury..... | 4872 | | | | | | | | |
| NORTH-WESTERN DIVISION. | | | | | | | | | |
| Deloraine..... | 4126 | 4913 | 787 | ... | 19·07 | ... | 3·57 | 3·35 | |
| Devon, East..... | 4985 | 9054 | 4069 | ... | 81·64 | ... | 4·31 | 6·17 | |
| Devon, West | 4141 | 5734 | 1593 | ... | 38·47 | ... | 3·58 | 3·91 | |
| Wellington | 4762 | 7814 | 3052 | ... | 64·10 | ... | 4·11 | 5·33 | |
| MIDLAND DIVISION. | | | | | | | | | |
| Campbell Town..... | 2710 | 2695 | ... | 15 | ... | 0·55 | 2·34 | 1·84 | |
| Oatlands..... | 3473 | 3330 | ... | 143 | ... | 4·12 | 3·00 | 2·27 | |
| Cumberland | 3040 | 7057 | 4017 | ... | 132·15 | ... | 2·63 | 4·81 | |
| SOUTH-EASTERN & SOUTH-WESTERN DIVISION. | | | | | | | | | |
| Brighton..... | 2954 | 3414 | } | 1555 | ... | 14·78 | ... | 2·55 | 2·33 |
| Clarence | 1485 | ... | | | | | | | |
| Richmond | 1729 | 2561 | } | 1555 | ... | 14·78 | ... | 1·28 | ... |
| Sorell | 3327 | 4183 | | | | | | | |
| Glamorgan..... | 1027 | 1919 | } | 1555 | ... | 14·78 | ... | 1·49 | 1·75 |
| Hobart | 21,118 | 24,905 | | | | | | | |
| Glenorchy | 3917 | 5502 | 1585 | ... | 40·47 | ... | 2·88 | 2·85 | |
| Queenborough..... | 2213 | 7690 | 1304 | ... | 20·42 | ... | 0·89 | 1·31 | |
| Kingborough..... | 4173 | | | | | | | | |
| New Norfolk | 3644 | 4253 | 609 | ... | 16·71 | ... | 3·39 | 3·75 | |
| Franklin | 3415 | 3704 | 289 | ... | 8·46 | ... | 1·91 | ... | |
| | | | | | | | 3·61 | 5·24 | |
| | | | | | | | 3·15 | 2·90 | |
| | | | | | | | 2·95 | 2·53 | |

NOTE.—The boundaries and number of Districts were much altered between the two last Censuses, and hence it is difficult to make strict comparisons between many of the Districts. Taken in the groups as bracketed, and by the larger divisions, the comparisons are approximately correct.

CENSUS OF TASMANIA, 1891.

The order of the various Electoral Districts showing the greatest relative increase and the least relative decrease since 1881 is shown as follows, beginning with the highest relative increase :—

| | <i>Increase per cent.</i> |
|---|---------------------------|
| 1. Cumberland, including Macquarie..... | 132·15 |
| 2. Devon, East | 81·64 |
| 3. Wellington | 64·10 |
| 4. Glenorchy | 40·47 |
| 5. Devon, West..... | 38·47 |
| 6. City of Launceston | 34·94 |
| 7. Evandale | 31·90 |
| 8. Fingal | 25·90 |
| 9. George Town, Ringarooma, and Selby..... | 22·38 |
| 10. Kingborough..... | 20·42 |
| 11. Deloraine | 19·07 |
| 12. City of Hobart..... | 17·93 |
| 13. New Norfolk | 16·71 |
| 14. Brighton, Richmond, Sorell, and Glamorgan | 14·78 |
| 15. Franklin | 8·46 |
| | <i>Decrease per cent.</i> |
| 16. Campbell Town | 0·55 |
| 17. Longford, Cressy, and Westbury | 0·88 |
| 18. Oatlands | 4·12 |

From the above summary it will be seen that about a fifth of the Districts show a slight decrease as compared with the former Census. The greater number, however, show increases ranging from 8·46 per cent. (Franklin), to 132·15 per cent. (Cumberland, including the Mining District, Macquarie).

The general movement of population, however, is best appreciated when studied in relation to the larger geographical divisions, as in the following summary :—

Geographical Division.

| | <i>Increase per cent.</i> |
|--|---------------------------|
| 1. North-Western | 52·74 |
| 2. Midland, including Macquarie | 41·84 |
| 3. North-Eastern | 21·47 |
| 4. South-Eastern and South-Western | 18·63 |
| ALL | 26·76 |

That is, one and two are above the average increase of the Colony as a whole, while three and four are below it.

The order of the greater absolute increase is different however ; thus :—

| | <i>Absolute Increase.</i> <i>No. Persons.</i> | <i>Per cent. to</i> <i>Total.</i> |
|---|--|--------------------------------------|
| 1. North-Western | 9501 | 30·68 |
| 2. South-Eastern and South-Western | 9129 | 29·49 |
| 3. North-Eastern | 8473 | 27·36 |
| 4. Midland, including Macquarie | 3859 | 12·47 |
| ALL | 30,962 | 100·00 |

Relative order of Importance.

The proportion of population in each division in relation to the whole Colony, although slightly modified since 1881, does not disturb the order of their importance as ascertained in the previous Census ; thus :—

| | <i>Percentage</i> <i>Total.</i> <i>Census 1881.</i> | <i>Proportion to</i> <i>Population.</i> <i>Census 1891.</i> |
|--|---|---|
| 1. South-Eastern and South-Western.... | 42·35 | 39·64 |
| 2. North-Eastern | 34·11 | 32·68 |
| 3. North-Western | 15·57 | 18·76 |
| 4. Midland, including Macquarie | 7·97 | 8·92 |
| ALL | 100·00 | 100·00 |

COMPARATIVE PROGRESS OF THE POPULATION OF CITIES, TOWNS, VILLAGES, AND MINING CENTRES IN THE LAST INTER-CENSAL PERIOD.

The following abstract has been specially prepared to indicate the comparative rate of growth of population in cities and various small centres of population which had been in existence prior to the Census of 1891; and also to show, in a general way, the trend of what may be termed "the drift of population" as in contradistinction to "growth by natural increase." The artificial limit of comparison to centres over 100 persons, however, conceals the actual or true rate of growth in the case of those small villages or communities which during the last inter-censal period have passed from below to above the limit which the necessities of tabulation restrict recognition as distinct centres as considered apart from the population sparsely scattered throughout the country in a less gregarious state.

PROGRESS of Urban and Rural Centres of Population since 1881.

| Cities, Towns, Villages, and Mining Centres, having more than 100 Inhabitants. | | | Population. | | Since 1881. | | | |
|---|-------|-------|-----------------|-----------------|-------------|-----------|-----------|-----------|
| | | | Census 1881. | Census 1891. | Increase. | | Decrease. | |
| | | | | | Absolute. | Per cent. | Absolute. | Per cent. |
| | No. | No. | | | | | | |
| | 1881. | 1891. | | | | | | |
| North-Western Division... | 9 | 15 | 3606 | 12,235 | 8629 | 239·3 | — | — |
| South-Western Division ... | — | 1 | — | 561 | 561 | † | — | — |
| North-Eastern Division ... | 15 | 35 | 21,933 | 30,859 | 8926 | 40·69 | — | — |
| South-Eastern Division ... | 19 | 28 | 29,411 | 38,194 | 8783 | 29·86 | — | — |
| | 43 | 79 | 54,950 | 81,849 | 26,899 | 48·95 | — | — |
| North-Western Division— | | | | | | | | |
| Zeehan (silver)*† | | | † | 1965 | † | — | — | — |
| Devonport, East | | | 370 } 532 | 559 } 1805 | 189 } 1273 | 239·3 | — | — |
| Devonport, West | | | 162 } | 1246 } | 1084 } | | — | — |
| Latrobe | | | 711 | 1560 | 849 | 119·4 | — | — |
| Waratah* (tin) | | | 1252 | 1420 | 168 | 13·42 | — | — |
| Ulverstone | | | † | 1129 | † | — | — | — |
| Dundas (silver) *† | | | † | 1080 | † | — | — | — |
| Burnie | | | 305 | 981 | 676 | 221·6 | — | — |
| Wynyard | | | 168 | 621 | 453 | 269·6 | — | — |
| Sneffield | | | 263 | 429 | 166 | 63·10 | — | — |
| Stanley | | | 332 | 400 | 68 | 20·48 | — | — |
| Penguin | | | † | 396 | † | — | — | — |
| Remine (silver)* | | | 43 | 213 | 170 | 395·4 | — | — |
| Leith | | | † | 122 | † | — | — | — |
| Forth | | | † | 114 | † | — | — | — |
| South-Western Division— | | | | | | | | |
| Strahan*† | | | † | 561 | † | — | — | — |
| North-Eastern Division— | | | | | | | | |
| Launceston (city) | | | 12,752 | 17,208 | 4456 | 34·94 | — | — |
| Beaconsfield (gold)* | | | 1520 | 1584 | 64 | 4·21 | — | — |
| Westbury | | | 1156 | 1154 | — | — | 2 | 0·17 |
| Longford | | | 1286 | 1084 | — | — | 202 | 15·71 |
| Deloraine | | | 836 | 895 | 59 | 7·06 | — | — |
| Invermay | | | † | 882 | † | — | — | — |
| Campbell Town | | | 948 | 818 | — | — | 130 | 13·71 |
| Ellesmere | | | † | 590 | † | — | — | — |
| Evandale | | | 564 | 540 | — | — | 24 | 4·26 |
| Perth | | | 478 | 517 | 39 | 8·16 | — | — |
| Leftoy (gold)* | | | 1051 | 465 | — | — | 586 | 55·75 |
| Mathinna (gold)* | | | † | 426 | † | — | — | — |
| Fingal | | | 247 | 425 | 178 | 72·07 | — | — |
| St. Helen's | | | 257 | 363 | 106 | 41·24 | — | — |
| George Town | | | 299 | 299 | — | — | — | — |
| Carrick | | | 285 | 281 | — | — | 4 | 1·40 |
| Derby | | | † | 273 | — | — | — | — |
| St. Mary's (coal)* | | | † | 268 | — | — | — | — |
| Trevallyn | | | † | 256 | — | — | — | — |
| St. Leonard's | | | † | 254 | — | — | — | — |
| Mangana (gold)* | | | † | 226 | — | — | — | — |
| Cressy | | | † | 225 | — | — | — | — |
| Gladstone (tin)* | | | † | 193 | — | — | — | — |
| Cornwall (coal)* | | | † | 185 | — | — | — | — |
| Avoca | | | 131 | 181 | 49 | — | — | — |
| Weldborough | | | † | 167 | — | — | — | — |
| Winkleigh | | | † | 161 | — | — | — | — |
| Low Head | | | † | 153 | — | — | — | — |
| Breadalbane | | | † | 131 | — | — | — | — |

* Indicates mining town or district. † Indicates new centre of population. ‡ Indicates either that the population was under 100 persons in 1881, or the place had no existence at that date.

| Cities, Towns, Villages, and Mining Centres, having more than 100 Inhabitants. | Population. | | Since 1881. | | | |
|---|-----------------|-----------------|-------------|-----------|-----------|-----------|
| | Census 1881. | Census 1891. | Increase. | | Decrease. | |
| | | | Absolute. | Per cent. | Absolute. | Per cent. |
| <i>North-Eastern Division—continued.</i> | | | | | | |
| Chudleigh | 123 | 127 | 4 | 3·25 | — | — |
| Ringarooma (tin)* | † | 117 | — | — | — | — |
| Hagley | † | 114 | — | — | — | — |
| Branxholm (tin) * | † | 103 | — | — | — | — |
| Bracknell | † | 101 | — | — | — | — |
| Mount Nicholas*† (coal) | † | 94 | — | — | — | — |
| <i>South-Eastern Division—</i> | | | | | | |
| Hobart (Capital city) | 21,118 | 24,905 | 3787 | 17·93 | — | — |
| New Town | 1720 | 2288 | 568 | 33·02 | — | — |
| Sandy Bay | 795 | 1443 | 648 | 58·87 | — | — |
| New Norfolk | 1036 | 1072 | 36 | 3·47 | — | — |
| Oatlands | 673 | 731 | 58 | 8·62 | — | — |
| Wellington Hamlets | † | 704 | † | — | — | — |
| Glebe Town | † | 643 | † | — | — | — |
| Bellerive | † | 625 | † | — | — | — |
| Glenorchy | † | 588 | † | — | — | — |
| Richmond | 448 | 536 | 88 | 19·64 | — | — |
| Bothwell | 454 | 520 | 66 | 14·54 | — | — |
| Franklin | 457 | 506 | 49 | 10·72 | — | — |
| Kempton | 434 | 426 | — | — | 8 | 1·84 |
| Ross | 353 | 389 | 56 | 15·86 | — | — |
| Hamilton | 387 | 348 | — | — | 39 | 10·08 |
| Swansea | 244 | 295 | 51 | 20·90 | — | — |
| Sorell | 267 | 282 | 15 | 5·62 | — | — |
| Kingston | 171 | 249 | 78 | 45·60 | — | — |
| Lovett | 115 | 247 | 132 | 114·80 | — | — |
| Jerusalem (coal) * | 194 | 189 | — | — | 5 | 2·58 |
| Pontville | 329 | 172 | — | — | 157 | 47·73 |
| Woodbridge | † | 166 | † | — | — | — |
| Triabunna | 129 | 165 | 36 | 27·90 | — | — |
| Margate | † | 158 | † | — | — | — |
| Huonville | † | 145 | † | — | — | — |
| Bridgewater (North) | † | 143 | † | — | — | — |
| Ramsgate | † | 134 | † | — | — | — |
| Buckland | 87 | 125 | 38 | 43·68 | — | — |

* Indicates mining town or district. † Indicates new centre of population. ‡ Indicates either that the population was under 100 persons in 1881, or the place had no existence at that date.

From the foregoing analysis we learn that the cities, towns, and villages, &c. over 100 inhabitants, which numbered 43 in 1881, had increased to 79 in 1891; i.e., an increase of 26 ; and the population of all such centres had apparently increased by 26,899 persons, or 48·95 per cent. This, however, must be qualified by the consideration that the population of the 26 new centres in 1891, contain also the unknown element under 100 persons which existed in a number of localities when the previous Census (1881) was taken. With this qualification, however, it is clear, on the whole, that the city, town, and village populations have increased at a higher ratio than the residue scattered throughout the Colony engaged in the primary industries of farming, mining, or timber-getting. The highest ratio of increase, 239·3 per cent., is to be found in the North-Western Division, and the lowest, 29·56, in the South-Western. The greatest absolute increase (8926), however, is to be found in the North-Eastern Division.

The following centres show rates of increase since previous Census above or below the average of the whole Colony (26·76 per cent.) as indicated in descending order :—

Rate of Increase.

| (17) Above the average (26·76 per cent.) | | | (15) Below the average (26·76 per cent.) | | |
|--|-------|-----------|--|-------|-----------|
| Remine | 395·0 | per cent. | Swansea | 20·90 | per cent. |
| Wynyard | 269·6 | " | Stanley | 20·48 | " |
| Devonport (2) | 239·3 | " | Richmond | 19·64 | " |
| Burnie | 221·6 | " | * Hobart (City) | 17·93 | " |
| Latrobe | 119·4 | " | Ross | 15·86 | " |
| Lovett | 114·8 | " | Bothwell | 14·54 | " |
| Fingal | 72·07 | " | Waratah | 13·42 | " |
| Sheffield | 63·10 | " | Franklin | 10·72 | " |
| Sandy Bay | 58·87 | " | Oatlands | 8·62 | " |
| Kingston | 45·60 | " | Perth | 8·10 | " |
| Buckland | 43·68 | " | Deloraine | 7·06 | " |
| St. Helen's | 41·24 | " | Sorell | 5·62 | " |
| Avoca | 37·40 | " | Beaconsfield | 4·21 | " |
| Launceston (City) | 34·94 | " | New Norfolk | 3·47 | " |
| New Town | 33·02 | " | Chudleigh | 3·25 | " |
| Triabunna | 27·90 | " | | | |

* The growth of this City however, is in its suburbs, which together show an increase of 22·76 per cent.

REPORT.

xxv

Centres showing a Decrease.

The following nine Centres show a positive decrease as compared with the previous Census. It is significant, however, that none of them is included in the more progressive region of the North-west :—

| Decrease. | | | |
|-----------------|----------------|--------------------|-----------------|
| Westbury | 0·17 per cent. | Campbell Town | 13·71 per cent. |
| Kempton | 1·84 „ | Longford | 15·71 „ |
| Jerusalem | 2·58 „ | Pontville | 47·73 „ |
| Evandale | 4·26 „ | Lefroy | 55·75 „ |
| Hamilton | 10·08 „ | | |

New Centres having more than 100 Inhabitants.

The following is a list in the order of their importance of the 36 new Centres of over 100 inhabitants which have grown up or have become established since previous Census :—

Ulverstone, Dundas, Invermay, Wellington Hamlets, Glebe Town, Bellerive, Ellesmere, Glenorchy, Strahan, Mathinna, Penguin, Derby, St. Mary's, Trevallyn, St. Leonards, Mangana, Cressy, Gladstone, Cornwall, Weldborough, Woodbridge, Winkleigh, Margate, Low Head, Huonville, Bridgewater (North), Ramsgate, Breadalbane, Leith, Ringarooma, Forth, Hagley, Branhholm, Bracknell, Mount Nicholas.*

Summary.

Thus, in summarising the results between the two Censuses, we find that out of the 79 enumerated centres in 1891—

| | Per cent. to Total. |
|---|------------------------|
| 17 had increased at a higher ratio than the average of the Colony | 21·52 |
| 15 at a lower ratio of increase | 18·99 |
| 36 are new Centres | 45·57 |
| 1 has been stationary (George Town) | 1·26 |
| 10 show a positive decrease | 12·66 |
| Total..... 79 | 100·00 |

Progress in Urban and Rural Districts contrasted during Period 1857-91.

| | Census 1857. | Census 1861. | Census 1870. | Census 1881. | Census 1891. |
|---|-----------------|-----------------|-----------------|-----------------|-----------------|
| <i>Towns over 3000 inhabitants.</i> | | | | | |
| Population— | | | | | |
| Urban | 26,132 | 29,808 | 29,760 | 33,870 | 42,113 |
| Rural | 55,360 | 60,169 | 69,568 | 81,335 | 104,554 |
| The Colony | 81,492 | 89,977 | 99,328 | 115,705 | 146,667 |
| Percentage Proportion to Total Population— | | | | | |
| Urban | 32·07 | 33·13 | 29·96 | 29·27 | 28·70 |
| Rural | 67·93 | 66·87 | 70·14 | 70·73 | 71·30 |
| Percentage Increase since last Census— | | | | | |
| Urban | ... | 14·07 | — 0·16 | 13·81 | 24·34 |
| Rural | ... | 8·68 | 15·62 | 17·63 | 27·76 |
| The Colony | ... | 10·41 | 10·39 | 16·49 | 26·76 |
| Percentage Increase since 1857— | | | | | |
| Urban | ... | ... | ... | ... | 61·15 |
| Rural | ... | ... | ... | ... | 88·78 |
| The Colony | ... | ... | ... | ... | 78·99 |
| Increase per cent. per year since 1857— | | | | | |
| Urban | ... | ... | ... | ... | 1·41 |
| Rural | ... | ... | ... | ... | 1·89 |
| The Colony | ... | ... | ... | ... | 1·74 |
| <i>Cities, Towns, Villages, &c. over 100 Inhabitants.</i> | | | | | |
| Population— | | | | | |
| Cities, Towns, Villages | ... | ... | ... | 54,950 | 81,849 |
| Residue | ... | ... | ... | 60,755 | 64,818 |
| The Colony | ... | ... | ... | 115,705 | 146,667 |
| Percentage Proportion to Total Population— | | | | | |
| Cities, Towns, Villages | ... | ... | ... | 47·48 | 55·79 |
| Residue | ... | ... | ... | 52·52 | 44·21 |
| Percentage Increase since last Census— | | | | | |
| Cities, Towns, Villages | ... | ... | ... | ... | 48·95 |
| Residue | ... | ... | ... | ... | 6·69 |
| The Colony | ... | ... | ... | ... | 26·76 |
| Increase per cent. per year— | | | | | |
| Cities, Towns, Villages | ... | ... | ... | ... | 4·06 |
| Residue | ... | ... | ... | ... | 0·42 |
| The Colony | ... | ... | ... | ... | 2·56 |

* Only 96 inhabitants.

CENSUS OF TASMANIA, 1891.

*Progress of Population in Australasia.—Inter-censal Period 1881-91.*Total Population, including Chinese and enumerated Aborigines. *a*

| Rate since 31 Dec. 1861. | | NUMBERS. | | | | | | INCREASE OR DECREASE (—). | | | | | | Rate of increase per year. |
|-----------------------------|---------------------|-----------|-----------|-----------|-----------|-----------|-----------|---------------------------|---------|----------|-----------|--------|----------|-------------------------------|
| | | 1881. | | | 1891. | | | Absolute. | | | Per cent. | | | |
| | | Persons. | Males. | Females. | Persons. | Males. | Females. | Persons. | Males. | Females. | Persons. | Males. | Females. | |
| 3-99 | New South Wales.. | 751,468 | 411,149 | 340,319 | 1,132,234 | 612,562 | 519,672 | 380,766 | 201,413 | 179,353 | 50-67 | 49-00 | 52-70 | 4-19 |
| 2-53 | Victoria..... | 862,346 | 452,083 | 410,263 | 1,140,405 | 598,414 | 541,991 | 278,059 | 146,381 | 131,728 | 32-25 | 32-37 | 32-11 | 2-83 |
| 2-95 | Queensland..... | 234,110 | 136,044 | 98,066 | 393,718 | 223,779 | 169,939 | 159,608 | 87,735 | 71,873 | 68-18 | 64-48 | 73-28 | 5-34 |
| 3-14 | South Australia... | 286,211 | 153,008 | 133,203 | 320,431 | 166,801 | 153,630 | 34,220 | 15,793 | 20,427 | 11-96 | 9-01 | 15-33 | 1-14 |
| 3-93 | Western Australia.. | 32,054 | 18,702 | 13,352 | 49,782 | 29,807 | 19,975 | 17,728 | 11,105 | 6,623 | 55-30 | 59-39 | 49-59 | 4-35 |
| 1-64 | Tasmania..... | 115,705 | 61,162 | 54,543 | 146,667 | 77,560 | 69,107 | 30,962 | 16,398 | 14,564 | 26-70 | 26-81 | 26-71 | 2-40 |
| 6-58 | New Zealand | 534,030 | 293,973 | 240,057 | 668,651 | 355,738 | 312,913 | 134,621 | 61,765 | 72,856 | 25-21 | 21-01 | 30-34 | 2-27 |
| 3-82 | TOTAL | 2,815,924 | 1,526,121 | 1,289,803 | 3,861,888 | 2,064,661 | 1,787,227 | 1,035,964 | 538,540 | 497,424 | 36-79 | 35-29 | 38-56 | 3-18 |

Chinese only, including half-castes.

| | | | | | | | | | | | | |
|---------------------|--------|--------|-----|--------|--------|------|--------|--------|-----|--------|--------|---------|
| New South Wales.. | 10,205 | 10,141 | 64 | 14,166 | 13,565 | 601 | 3961 | 3424 | 537 | 38-80 | 33-76 | 839-0 |
| Victoria | 12,128 | 11,869 | 259 | 9377 | 8772 | 605 | - 2751 | - 3097 | 346 | -22-68 | -26-09 | 133-6 |
| Queensland | 11,229 | 11,206 | 23 | 8574 | 8527 | 47 | - 2655 | - 2679 | 24 | -23-64 | -23-91 | 104-3 |
| South Australia.... | 4161 | 4146 | 5 | 3392 | 3392 | .. | - 759 | - 764 | - 5 | -18-29 | -18-18 | - 100-0 |
| Western Australia.. | 145 | 145 | .. | 917 | 912 | 5 | 772 | 767 | 5 | 532-4 | 529-0 | |
| Tasmania..... | 844 | 842 | 2 | 1056 | 993 | 63 | 212 | 151 | 61 | 25-12 | 17-94 | 305-0 |
| New Zealand | 5004 | 4995 | 9 | 4444 | 4426 | 18 | - 580 | - 569 | 9 | -11-19 | -11-39 | 100-0 |
| TOTAL..... | 43,706 | 43,344 | 362 | 41,926 | 40,587 | 1339 | - 1780 | - 2757 | 977 | - 4-07 | - 6-36 | 269-9 |

Enumerate Aborigines only, including half-castes.

| | | | | | | | | | | | | | |
|---------------------|----------|----------|--------|--------|--------|--------|--------|--------|-------|---------|---------|---------|--------|
| New South Wales.. | b | b | b | 8280 | 4559 | 3721 | b | b | b | - 27-69 | - 29-35 | - 25-00 | - 3-28 |
| Victoria | 780 | 460 | 320 | 565 | 325 | 240 | - 215 | - 135 | - 80 | | | | |
| Queensland | c 20,585 | c 10,719 | c 9866 | b | b | b | b | b | b | | | | |
| South Australia.... | b | b | b | b | b | b | b | b | b | | | | |
| Western Australia.. | b | b | b | b | b | b | b | b | b | | | | |
| Tasmania | b | b | b | 139 | 73 | 66 | b | b | b | | | | |
| New Zealand | 44,097 | 24,368 | 19,729 | 41,993 | 22,861 | 19,132 | - 2104 | - 1507 | - 597 | - 4-77 | - 6-18 | - 3-03 | - 0-49 |
| TOTAL..... | b | b | b | b | b | b | b | b | b | | | | |

a The numbers of Aborigines enumerated only embrace those contained in Victoria, New South Wales, Tasmania, and New Zealand, for Census 1891, including half-castes. *b* Not ascertainable as a whole. *c* Rough estimate only.

SECTION III.

HABITATIONS OF THE PEOPLE.

The habitations of all descriptions returned on the day of the last Census numbered 29,801, being an increase of 6272, or 26-65 per cent., as compared with the number of habitations returned in the Census of 1881. The dwellings per square mile number 1-07, and the persons per dwelling, 5-23.

General Character of Buildings, &c.

Of the 29,801 habitations returned in 1891, the following is a summary showing the general character of the buildings, &c. used as dwellings:—

Dwellings classified according to Occupancy.

| | Numerical. | Centesimal. |
|--|---------------|---------------|
| Inhabited— | | |
| Dwelling-houses | 26,585 | 89-22 |
| Inhabited stores, offices, and public buildings..... | 244 | 0-81 |
| Inhabited tents | 1195 | 4-01 |
| <i>Total Inhabited Dwellings</i> | <i>28,024</i> | <i>94-04</i> |
| Uninhabited houses | 1588 | 5-33 |
| Dwellings being built | 189 | 0-63 |
| <i>Total Habitations</i> | <i>29,801</i> | <i>100-00</i> |

REPORT.

xxvii

Dwellings classified according to Materials.

| | Numerical. | Per cent. to Total specified. |
|--|------------|-------------------------------|
| Buildings composed of— | | |
| Brick or stone | 8452 | 28·65 |
| Wood, iron, and lath-and-plaster | 19,231 | 65·21 |
| Slab, bark, mud | 595 | 2·02 |
| Canvas, linen, calico | 1214 | 4·12 |
| Total specified | 29,492 | 100·00 |
| Unspecified | 309 | |
| GRAND TOTAL | 29,801 | |

Dwellings classified according to number of Rooms.

| | Numerical. | Per cent. to Total specified. |
|---|------------|-------------------------------|
| Dwellings having— | | |
| One room { Brick, stone, iron, &c. | 731 | 2·48 |
| { Huts, tents, &c. | 1738 | 5·90 |
| Two rooms | 4092 | 13·87 |
| Three and four rooms | 11,627 | 39·43 |
| Five and six rooms | 5880 | 19·95 |
| Over Six rooms | 5413 | 18·37 |
| Total specified | 29,481 | 100·00 |
| Unspecified | 320 | |
| GRAND TOTAL | 29,801 | |

Dwellings classified according to Rental or Assessed Annual Value.

| | Numerical. | Per cent. to Total specified. |
|------------------------|------------|-------------------------------|
| Dwellings— | | |
| Under £10 rental | 11,128 | 39·05 |
| £10 to £20 | 7541 | 26·46 |
| £20 to £40 | 6673 | 23·42 |
| £40 to £75 | 2344 | 8·23 |
| £75 to £100 | 348 | 1·22 |
| Over £100 | 460 | 1·62 |
| Total specified | 28,490 | 100·00 |
| Unspecified | 1303 | |
| GRAND TOTAL | 29,801 | |

Dwellings, various, classified according to the proportion of the Population inhabiting them.

| | Number of Persons. | Per cent. to Total. |
|--|--------------------|---------------------|
| Dwellers— | | |
| In brick, stone, or lath-and-plaster buildings | 141,627 | 96·58 |
| In slab, bark, or mud huts | 1391 | 0·95 |
| In tents and dwellings with canvas roofs | 2334 | 1·59 |
| Camping out or sleeping under drays | 137 | 0·08 |
| In ships | 1103 | 0·75 |
| In habitations unspecified | 75 | 0·05 |
| TOTAL | 146,667 | 100·00 |

HABITATIONS OF THE PEOPLE AS CONTRASTED WITH FORMER PERIODS.

Although from the previous summaries we may readily analyse particulars relating to the occupancy and character of the dwellings of the people, it is only by contrast with former periods or other countries that they become significant to us in determining the changes that may have taken place beneficial or otherwise.

The following comparative table of the four Censuses since 1861 is designed to show that under the principal categories the changes that have taken place in this interval, so far as information can be ascertained :—

| Dwellings. | Numerical. | | | | Percentage Proportion specified. | | | |
|--|------------|--------|---------|---------|----------------------------------|--------|--------|--------|
| | 1861. | 1870. | 1881. | 1891. | 1861. | 1870. | 1881. | 1891. |
| Dwellings per square mile ... | 0·67 | 0·69 | 0·83 | 1·07 | — | — | — | — |
| Persons per dwelling | 5·12 | 5·50 | 5·26 | 5·23 | — | — | — | — |
| Occupancy— | | | | | | | | |
| Occupied | 17,566 | 18,048 | 21,858 | 28,024 | 94·48 | 88·64 | 92·90 | 94·04 |
| Unoccupied | 944 | 2146 | 1533 | 1588 | 5·08 | 10·53 | 6·52 | 5·33 |
| Being built..... | 83 | 170 | 138 | 189 | 0·44 | 0·83 | 0·58 | 0·63 |
| TOTAL..... | 18,593 | 20,364 | 23,529 | 29,801 | 100·00 | 100·00 | 100·00 | 100·00 |
| Increase of Inhabited houses since previous Census ... | 3293 | 482 | 3810 | 6166 | 23·01 | 2·75 | 21·11 | 28·21 |
| Description— | | | | | | | | |
| Brick and stone..... | 7417 | 7844 | 7672 | 8452 | 39·89 | 38·52 | 33·51 | 28·65 |
| Wood, iron, &c. } | 11,176 | 12,421 | 14,041 | 19,231 | 60·11 | 61·48 | 61·35 | 65·21 |
| Canvas, bark huts, &c. ... } | | | 1177 | 1809 | | | 5·14 | 6·14 |
| Total specified | 18,593 | 20,265 | 22,890 | 29,492 | 100·00 | 100·00 | 100·00 | 100·00 |
| Unspecified | ... | ... | 639 | 309 | ... | ... | ... | ... |
| TOTAL | 18,593 | 20,265 | 23,529 | 29,801 | ... | ... | ... | ... |
| Rooms—Dwellings having— | | | | | | | | |
| One room | — | — | 1490 | 2469 | — | — | 6·61 | 8·38 |
| Two rooms | — | — | 4674 | 4092 | — | — | 20·74 | 13·87 |
| Three and four rooms | — | — | 8431 | 11,627 | — | — | 37·42 | 39·43 |
| Five and six rooms | — | — | 3981 | 5880 | — | — | 17·68 | 19·95 |
| Over six rooms | — | — | 3954 | 5413 | — | — | 17·55 | 18·37 |
| Total specified | — | — | 22,530 | 29,481 | — | — | 100·00 | 100·00 |
| Unspecified | — | — | 999 | 320 | — | — | — | — |
| TOTAL..... | — | — | 23,529 | 29,801 | — | — | — | — |
| Rental— | | | | | | | | |
| Under £10 | — | — | — | 11,128 | — | — | — | 39·05 |
| £10 to £20..... | — | — | — | 7541 | — | — | — | 26·46 |
| £20 to £40..... | — | — | — | 6673 | — | — | — | 23·42 |
| £40 to £75..... | — | — | — | 2344 | — | — | — | 8·23 |
| £75 to £100 | — | — | — | 348 | — | — | — | 1·22 |
| Over £100 | — | — | — | 460 | — | — | — | 1·62 |
| Total specified | — | — | — | 28,494 | — | — | — | 100·00 |
| Unspecified | — | — | — | 1307 | — | — | — | — |
| TOTAL..... | — | — | — | 29,801 | — | — | — | — |
| Persons living in— | | | | | | | | |
| Houses | — | — | 110,368 | 141,627 | — | — | 95·39 | 96·58 |
| Huts | — | — | 2405 | 1391 | — | — | 2·08 | 0·95 |
| Tents | — | — | 484 | 2334 | — | — | 0·42 | 1·59 |
| Ships | — | — | 697 | 1103 | — | — | 0·60 | 0·75 |
| Camping out | — | — | 81 | 137 | — | — | 0·07 | 0·08 |
| Unspecified | — | — | 1670 | 75 | — | — | 1·44 | 0·05 |
| TOTAL | — | — | 115,705 | 146,667 | — | — | 100·00 | 100·00 |

From the preceding table we perceive that in nearly every respect there has been a great improvement in the condition of the people, as indicated by the habitations in which they live.

The increase in inhabited houses during the last decade—6616, or 28·21 per cent.,—is much higher both absolutely and relatively than during the three preceding intercensal periods. The number of dwellings per square mile in 1861 was 0·67; in 1870, 0·69; in 1881, 0·83; and in 1891 the number increased to 1·07 per square mile. Notwithstanding the considerably larger number of persons, mainly adult males, living in tents in 1891, caused by the larger amount of work in outlying districts carried on by the Government in opening up new districts by the construction of roads and railways, the proportion of persons living in one and two-roomed houses is considerably less than in the previous Census. Thus, the percentage proportion of persons living in houses of three rooms and over in the year 1881 was 72·65 per cent. In 1891 the percentage rose to 77·75 per cent. This indicates a vast improvement in the homes of the people, and represents a very large percentage when compared with the manner in which the

TASMANIA

SCALE
MILES 0 5 10 20 30

CENSUS 1891

Persons to the Square mile according
to Registration Districts









—SCALE—

MILES 10 5 0 10 20 30 MILES

Persons to the Square mile according
to Electoral Districts



| | | |
|---|-------|----|
|  | UNDER | 2 |
|  | 2 TO | 5 |
|  | 5 TO | 10 |

| | |
|---|----------|
|  | 10 TO 20 |
|  | 20 TO 40 |
|  | OVER 40 |

masses of the people are lodged in the great cities of the United Kingdom. In Glasgow, for example, only 30·01 per cent. of the people are lodged in houses of three rooms and over. This conclusion is also corroborated by the proportion of persons living in houses whose yearly rental is £20 and over, in Tasmania and Great Britain respectively; the proportion in Tasmania being 34·49 per cent. of the population, whereas in Great Britain it is as low as 15·34 per cent. A similar contrast could be furnished in favour of the neighbouring Australasian Colonies. No better index of the improved condition of the mass of the people of these Colonies could be given than that afforded by the above contrast, wherein it is shown that about 20 per cent. of the lower industrial class, by improved local conditions, have been raised into the class next above them in order in Europe.

The distribution and density of dwellings in the various Electoral Districts are given in the following table :—

Dwellings classified according to Distribution and Density in Electoral Districts.

| | Inhabited Dwellings. | | Dwellings- per Square Mile. | Persons to each Dwelling. |
|---|----------------------|------------------------|-----------------------------------|---------------------------------|
| | No. | Per cent. to Total. | | |
| <i>North-Eastern Division—</i> | | | | |
| Evandale | 600 | 2·14 | 1·36 | 5·44 |
| Fingal | 1027 | 3·66 | 0·66 | 4·87 |
| Launceston (City) | 3084 | 11·00 | 573·24 | 5·58 |
| George Town | 703 | 2·51 | 1·58 | 5·13 |
| Ringarooma | 1053 | 3·76 | 0·81 | 4·57 |
| Selby | 825 | 2·94 | 1·60 | 4·94 |
| Longford | 655 | 2·34 | 4·83 | 4·77 |
| Cressy | 397 | 1·42 | 1·14 | 5·80 |
| Westbury | 802 | 2·86 | 2·19 | 5·66 |
| <i>Total N.-E. Division.</i> | 9146 | 32·63 | 1·79 | 5·24 |
| <i>North-Western Division—</i> | | | | |
| Deloraine | 928 | 3·31 | 1·08 | 5·29 |
| Devon, East | 1665 | 5·94 | 3·17 | 5·44 |
| Devon, West | 1065 | 3·80 | 1·33 | 5·38 |
| Wellington | 1613 | 5·76 | 0·41 | 4·84 |
| <i>Total N.-W. Division</i> | 5271 | 18·81 | 0·86 | 5·22 |
| <i>Midland Division—</i> | | | | |
| Campbell Town | 493 | 1·76 | 0·54 | 5·47 |
| Oatlands | 590 | 2·10 | 1·00 | 5·64 |
| Cumberland— | | | | |
| Bothwell Division | 255 | 0·92 | } 0·34 | 3·67 |
| Hamilton Division | 365 | 1·30 | | |
| Macquarie Division | 1305 | 4·66 | | |
| <i>Total Midland Division</i> | 3008 | 16·74 | 0·42 | 4·35 |
| <i>South-Eastern, South-Western Division—</i> | | | | |
| Brighton | 656 | 2·34 | 2·07 | 5·20 |
| Richmond | 500 | 1·78 | 1·87 | 5·12 |
| Sorell | 765 | 2·73 | 1·36 | 5·47 |
| Glamorgan | 357 | 1·27 | 0·31 | 5·38 |
| Hobart (City) | 4420 | 15·77 | 2232·32 | 5·63 |
| Glenorchy | 933 | 3·33 | 1·83 | 5·90 |
| Kingborough | 1482 | 5·29 | 1·47 | 5·19 |
| New Norfolk | 752 | 2·68 | 1·88 | 5·66 |
| Franklin | 734 | 2·63 | 0·22 | 5·05 |
| <i>Total S.-E. & S.-W. Division</i> | 10,599 | 37·82 | 1·50 | 5·48 |
| THE WHOLE COLONY | 28,024 | 100·00 | 1·07 | 5·23 |

SECTION IV.

AGES OF THE PEOPLE.

To ascertain the exact number of persons living at each age-period, is one of the most important objects of a Census enquiry. The knowledge which has enabled the higher civilised communities to accurately gauge and provide for the better education of the young; the maintenance and improvement of the health of communities; the beneficent provision for the support of the widow and orphan; the care of the young and helpless in factories; and many other matters relating to the welfare of the people, depend most intimately upon the accuracy with which we gauge the number of the living and dying at each age of life. Owing to various causes it has always been found impossible to obtain by Census method of enquiry a strictly accurate statement of the ages of the people at each single year of life. The reason for this defect has been clearly stated by my friend and predecessor, Mr. Nowell, in his valuable Report upon the Census of 1881. At page xviii. Mr. Nowell observes that "many people utterly fail to realise the fact, that it is the absolute duty of every loyal citizen to afford the most correct information which it is in his power to give, when the same is required of him by the State..... and a very considerable number of persons, not only in the uneducated, but even in the educated classes, really do not know their own age,—and there are many parents who have forgotten the (exact) ages of their children." Here, as in all other countries, there is a tendency among such people to put themselves down at the nearest round period, notably at 30, 40, 50, 60, 70, and 80. These round decennial periods act like attracting cores round which the unconscientious and those whose ages are imperfectly known segregate and cluster at the expense of the one or two contiguous years ending in the lower 9, or in the higher 1, and especially the latter. The constancy of these false nodes at the decennial periods is shown graphically on the opposite page, and may be illustrated by the following figures taken from the detailed statement for 1891, (Table I.) :—

Segregations at Decennial Periods 30 to 80, at the expense of contiguous Years.

| | 30. | 40. | 50. | 60. | 70. | 80. |
|-----|------|------|------|------|-----|-----|
| — 8 | 2913 | 1416 | 966 | 770 | 434 | 201 |
| — 9 | 2408 | 1341 | 819 | 582 | 366 | 164 |
| — 0 | 2989 | 1810 | 1390 | 1231 | 731 | 240 |
| — 1 | 1959 | 1006 | 705 | 492 | 354 | 116 |
| — 2 | 2192 | 1232 | 841 | 558 | 440 | 103 |

Although the accidental intrusion of fresh immigrants may account for some proportion of the irregularities from the law of decrease in each successive year, it is evident from the intensity and regularity of the segregation at the decennial nodes that they are mainly due to the causes particularly referred to. The same law of segregation is also discernible at many of the higher quinquennial periods, but in a more subdued form. Directly, therefore, the number of each single age cannot be obtained from the figures actually given; indirectly, however, the statistician can arrive at a very close approximation of the truth by determining the aggregates of each ten years based upon the more accurate quinquennial periods, and afterwards distributing them proportionally into single years by the average law of yearly decrease. In practice this method has been found to approximate very closely to the truth, and to afford a practically safe foundation in the hands of a skilful actuary for the safe conduct of all important matters relating to annuities and life assurance. For other useful objects the information gained by the ordinary quinquennial periods fulfils all purposes with the utmost perfection.

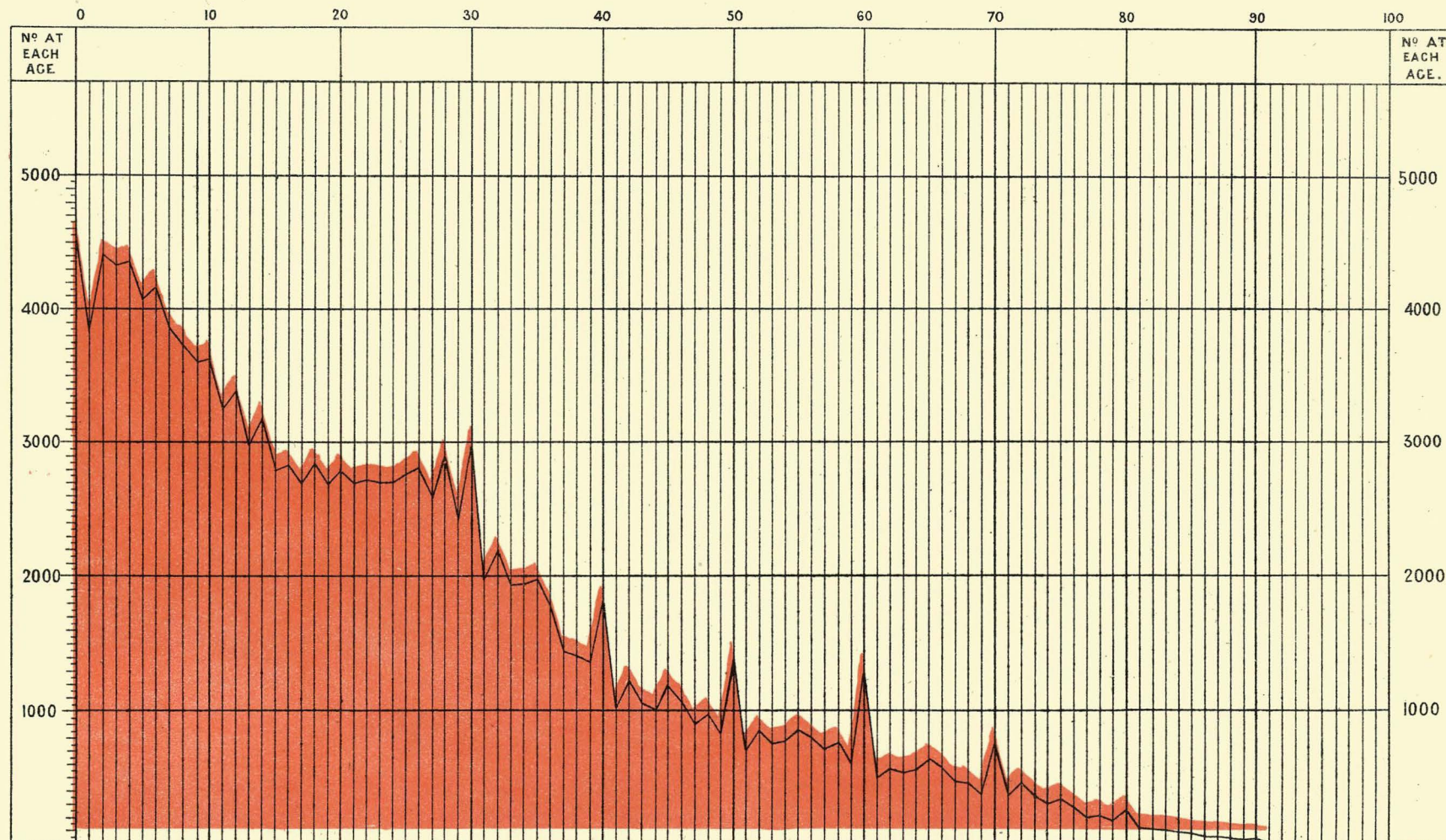
With these preliminary observations regarding ages, we may now proceed to single out the more important generalizations for consideration and comparison.

Of the 146,677 persons returned at the Census of 1891, the ages of 146,077—76,990 males and 69,087 females—were specifically recorded in the various schedules, of which the following is a correct summary by quinquennial and other useful groupings :—

== AGES OF THE PEOPLE. ==

1891.

— DIAGRAM SHOWING THE NUMBER OF PERSONS IN TASMANIA LIVING AT EACH YEAR
OF AGE ACCORDING TO CENSUS SCHEDULE: ALSO SHOWING THE TENDENCY TO CLUSTER AT ROUND DECENNIAL PERIODS.



REPORT.

xxx

Ages of the People, 1891.

Showing the Numbers and Proportions of Persons and Sexes under various Age-groups.

| | Numerical. | | | Centesimal. | | |
|--|------------|--------|----------|-------------|--------|----------|
| | Persons. | Males. | Females. | Persons. | Males. | Females. |
| All Ages..... | 146,667 | 77,560 | 69,107 | — | — | — |
| Specified Ages..... | 146,077 | 76,990 | 69,087 | 100 | 100 | 100 |
| Under 5 years..... | 21,466 | 10,839 | 10,627 | 14·69 | 14·08 | 15·38 |
| 5-65..... | 117,884 | 61,853 | 56,031 | 80·71 | 80·33 | 81·11 |
| 65 and over..... | 6727 | 4298 | 2429 | 4·60 | 5·59 | 3·51 |
| 7-14 (school age)..... | 24,451 | 12,266 | 12,185 | 16·74 | 15·93 | 17·64 |
| 20-40 (soldier's age)..... | 45,689 | 24,678 | 21,011 | 31·29 | 32·05 | 30·42 |
| 15-45 (age of fertility)..... | 65,563 | 34,984 | 30,579 | 44·89 | 45·44 | 44·27 |
| 21 years and over (adults)..... | 72,633 | 40,037 | 32,598 | 49·51 | 51·62 | 47·17 |
| 20-60 (worker's age)..... | 64,742 | 34,715 | 30,027 | 44·33 | 45·08 | 43·47 |
| Under 5 years..... | 21,466 | 10,839 | 10,627 | 14·69 | 14·08 | 15·38 |
| 5-10..... | 19,899 | 9879 | 9520 | 13·28 | 12·83 | 13·78 |
| 10-15..... | 16,461 | 8284 | 8177 | 11·27 | 10·76 | 11·84 |
| 15-20..... | 13,893 | 7073 | 6820 | 9·51 | 9·19 | 9·87 |
| 20-25..... | 13,737 | 7154 | 6583 | 9·41 | 9·29 | 9·53 |
| 25-30..... | 13,322 | 7263 | 6059 | 9·12 | 9·44 | 8·77 |
| 30-35..... | 10,831 | 5901 | 4930 | 7·42 | 7·66 | 7·14 |
| 35-40..... | 7799 | 4360 | 3439 | 5·34 | 5·66 | 4·98 |
| 40-45..... | 5981 | 3233 | 2748 | 4·09 | 4·20 | 3·98 |
| 45-50..... | 4915 | 2574 | 2341 | 3·36 | 3·34 | 3·39 |
| 50-55..... | 4438 | 2295 | 2143 | 3·04 | 2·98 | 3·10 |
| 55-60..... | 3719 | 1935 | 1784 | 2·55 | 2·51 | 2·58 |
| 60-65..... | 3389 | 1902 | 1487 | 2·32 | 2·47 | 2·15 |
| 65-70..... | 2462 | 1493 | 969 | 1·68 | 1·94 | 1·40 |
| 70-75..... | 2171 | 1405 | 766 | 1·48 | 1·83 | 1·11 |
| 75-80..... | 1191 | 790 | 401 | 0·82 | 1·03 | 0·58 |
| 80-85..... | 629 | 420 | 209 | 0·43 | 0·55 | 0·30 |
| 85 and over..... | 274 | 190 | 84 | 0·19 | 0·24 | 0·12 |
| Unspecified children..... | — | — | — | — | — | — |
| Unspecified adults and altogether..... | 590 | 570 | 20 | — | — | — |

The above summary gives in a convenient form all the most useful generalizations relating to age. To make it still more serviceable for general information the whole of the population, including the 590 unspecified, are also grouped approximately under headings, which convey in a more natural way* the composition of the people as determined by age and sex, as in the following summary:—

Population by Natural Age-groups.—Census 1891.

| Natural Groups. | Numerical. | | | Centesimal. | | |
|--|------------|--------|----------|-------------|--------|----------|
| | Persons. | Males. | Females. | Persons. | Males. | Females. |
| Infants under 1 year..... | 4588 | 2340 | 2248 | 3·13 | 3·02 | 3·25 |
| Children, 1 to 5 years..... | 16,878 | 8499 | 8379 | 11·51 | 10·96 | 12·13 |
| Boys and Girls, 5 to 15 years..... | 35,860 | 18,163 | 17,697 | 24·45 | 23·42 | 25·61 |
| Youths and Maidens, 15 to 20 years..... | 13,893 | 7073 | 6820 | 9·48 | 9·12 | 9·87 |
| Young Men and Women, 20 to 30 years..... | 27,260 | 14,613 | 12,647 | 18·58 | 18·84 | 18·30 |
| Middle-aged Men and Women, 30 to 50 years..... | 29,915 | 16,442 | 13,473 | 20·39 | 21·20 | 19·49 |
| Old Men and Women, 50 years and over..... | 18,275 | 10,430 | 7843 | 12·46 | 13·44 | 11·35 |
| TOTAL..... | 146,667 | 77,560 | 69,107 | 100·00 | 100·00 | 100·00 |

* This manner of grouping was introduced by Mr. Hayter in his most excellent Report on the Census of Victoria for the year 1881.

Proportion of Persons living under principal Age-groups contrasted with similar Groups at the Three preceding Census Periods.

The following summary is designed to show how far the proportion of persons living under important age-groups in 1891 agree with or differ from similar groups at the three previous Censuses, 1861, 1870, and 1881 :—

| | Numerical. | | | | Centesimal. | | | |
|----------------------------------|------------|--------|---------|---------|-------------|--------|--------|--------|
| | 1861. | 1870. | 1881. | 1891. | 1861. | 1870. | 1881. | 1891. |
| AGES. | | | | | | | | |
| Persons | 89,977 | 99,328 | 115,392 | 146,077 | 100·00 | 100·00 | 100·00 | 100·00 |
| Under 5 years | 14,999 | 14,302 | 16,191 | 21,466 | 16·66 | 14·40 | 14·03 | 14·69 |
| 5 to 65 years | 72,360 | 80,666 | 93,578 | 117,884 | 80·43 | 81·21 | 81·09 | 80·71 |
| 65 and over | 2618 | 4360 | 5623 | 6727 | 2·91 | 4·39 | 4·88 | 4·60 |
| 7 to 14 (school age) | ... | ... | 19,322 | 24,451 | ... | ... | 16·70 | 16·74 |
| 21 years and over (adults) ... | ... | ... | 55,764 | 72,633 | ... | ... | 48·19 | 49·51 |
| Males | 49,593 | 52,853 | 60,924 | 76,990 | 100·00 | 100·00 | 100·00 | 100·00 |
| Under 5 years | 7639 | 7185 | 8126 | 10,839 | 15·40 | 13·59 | 13·34 | 14·08 |
| 5 to 65 years | 40,015 | 42,520 | 48,916 | 61,853 | 80·69 | 80·46 | 80·28 | 80·33 |
| 65 and over | 1939 | 3148 | 3882 | 4298 | 3·91 | 5·95 | 6·38 | 5·89 |
| 20 to 40 years (soldier's age) . | 13,941 | 10,862 | 15,805 | 24,678 | 28·12 | 20·55 | 25·94 | 32·05 |
| 21 years and over (adults) ... | ... | ... | 30,842 | 40,037 | ... | ... | ... | ... |
| 20 to 60 years (worker's age) . | ... | ... | ... | ... | ... | ... | 50·43 | 51·62 |
| Females | 40,384 | 46,475 | 55,543 | 69,107 | 100·00 | 100·00 | 100·00 | 100·00 |
| Under 5 years | 7360 | 7117 | 8065 | 10,627 | 17·23 | 15·32 | 14·81 | 15·38 |
| 5 to 65 years | 32,345 | 38,146 | 44,662 | 55,831 | 80·99 | 82·08 | 82·01 | 81·12 |
| 65 and over | 679 | 1212 | 1741 | 2629 | 1·68 | 2·60 | 3·18 | 3·50 |
| 15 to 45 years (fertile age) ... | ... | ... | 24,178 | 30,579 | ... | ... | 44·40 | 44·27 |
| 21 years and over (adults) ... | ... | ... | 24,922 | 32,598 | ... | ... | 45·70 | 47·17 |

The proportion of persons living under 5 years and over 65 years is singled out, as the proportion of children and aged people in a community largely determines the importance of averages such as Birth-rates and Deaths, which are usually calculated from the total population, without necessary qualifications as to the age-composition, upon which its value rests for comparative purposes. In the first three groups, 0-5, 5-65, and 65 and over, the proportion of each for 1891 differs only in a slight degree from corresponding groups in 1874 and 1881. The number of males in 1891, at the most vigorous period of life (20 to 40), termed the *soldier's age*, however, shows that the effective strength of the population is much higher than at any of the previous Censuses. This is accounted for by the larger proportion of male immigrants arriving in the Colony during the last decade, attracted thereto by the unusual impetus given to trade and industry by the construction of roads, railways, and other public works carried on by the Government in opening up the public lands of the Colony.

Proportion of the Population living in Tasmania in 1891 within principal Age-groups, contrasted with corresponding Groups in other Australasian Colonies.

The full significance of the proportions at particular age-groups can only be appreciated by comparison with other countries. But even then caution must be used in drawing inferences from particular cases. A relatively low or high proportion of any age-group may be the effect of very different causes. Thus, the proportion of the effective population—ages 20 to 65—may be high from two widely different causes. In Queensland, the high proportion of group 20-65—viz., 52·01 per cent.—is mainly the result of the *intrusion of an abnormally large number of immigrants* from other countries. In France a much higher proportion is maintained within the same age-group, owing to the *abnormally low birth-rate* tending to produce an almost stationary population. Another cause tending to increase the older age-groups may be found in countries where, owing to climatic causes, the death-rate of children under 5 years is excessively high. Thus, immigration,—a stationary population caused by a low rate of fertility,—and a prevailing high death-rate among children, may equally be potent in producing an abnormally high proportion at the higher age-groups. On the other hand, a high rate of fertility tends to diminish the proportion of ages at all the higher age-groups ; and this, together with the fact that there is relatively a smaller intrusion of immigrants among the population in Tasmania, sufficiently accounts for its somewhat smaller proportion of persons at the worker's age—say 20-65—(viz., 46·65 per cent.), and its larger proportion of non-effectives at ages 0-20 and 65 and over—viz., 53·35 per cent.

The following table conveys in a convenient form the proportions of the people of Tasmania at the more important age-groups, as contrasted with similar groups in the neighbouring Colonies as ascertained by the last Census :—

REPORT.

xxxiii

Comparative Statement showing proportion of the Population living within principal Age-periods in each of the Seven Colonies of Australasia (Census, 1891.)

NUMERICAL.

| | New South Wales.* | Victoria. | Queensland. | South Australia. | Western Australia. | Tasmania. | New Zealand. | SEVEN COLONIES. |
|---------------------------------------|-------------------|-----------|-------------|------------------|--------------------|-----------|--------------|-----------------|
| All ages | 1,123,954 | 1,140,088 | 393,718 | 329,431 | 49,782 | 146,667 | 626,658 | 3,801,298 |
| Specified | 1,123,954 | 1,135,126 | 391,314 | 320,431 | 49,587 | 146,077 | 625,690 | 3,792,179 |
| Persons under 5 years | 164,994 | 148,701 | 60,325 | 45,281 | 6835 | 21,466 | 83,204 | 530,806 |
| " 5 to 15 years | 266,295 | 244,236 | 86,239 | 80,897 | 10,191 | 35,860 | 167,164 | 890,882 |
| " 15 to 65 years | 664,300 | 703,067 | 238,797 | 183,625 | 31,100 | 82,024 | 360,980 | 2,263,893 |
| " 65 and over | 28,365 | 39,122 | 5953 | 10,628 | 1461 | 6727 | 14,342 | 106,598 |
| " 7 to 14 (school age) | 182,133 | 167,876 | 58,363 | 54,824 | 7011 | 24,451 | 116,541 | 611,199 |
| Males, 21 years and over (adults) .. | 324,959 | 327,657 | 126,739 | 84,319 | 18,196 | 40,037 | 167,076 | 1,089,003 |
| " 20 to 40 (soldier's age) ... | 209,589 | 205,530 | 85,387 | 53,964 | 11,974 | 24,678 | 94,575 | 685,697 |
| Females, 21 yrs. and over (adults) .. | 237,809 | 275,761 | 76,634 | 72,767 | 9021 | 32,598 | 130,418 | 835,008 |
| " 15 to 45 (fertile age) | 239,503 | 262,095 | 79,162 | 68,796 | 9238 | 30,579 | 131,271 | 820,644 |
| Persons under 5 years | 164,994 | 148,701 | 60,325 | 45,281 | 6835 | 21,466 | 83,204 | 530,806 |
| " 5 to 10 years | 143,488 | 128,205 | 47,086 | 43,094 | 5397 | 19,399 | 86,080 | 472,749 |
| " 10 to 15 years | 122,707 | 116,031 | 39,153 | 37,803 | 4794 | 16,461 | 81,084 | 418,033 |
| " 15 to 20 years | 108,091 | 114,421 | 35,328 | 30,980 | 4302 | 13,893 | 65,237 | 372,252 |
| " 20 to 25 years | 110,799 | 125,522 | 42,355 | 30,303 | 5508 | 13,737 | 58,142 | 386,366 |
| " 25 to 30 years | 106,425 | 117,890 | 41,225 | 27,337 | 5691 | 13,322 | 46,080 | 367,970 |
| " 30 to 35 years | 88,357 | 87,289 | 33,132 | 24,116 | 4272 | 10,831 | 39,911 | 287,908 |
| " 35 to 40 years | 67,348 | 58,053 | 23,864 | 19,048 | 2915 | 7799 | 35,619 | 214,646 |
| " 40 to 45 years | 53,230 | 45,233 | 18,866 | 14,454 | 2168 | 5981 | 31,191 | 171,123 |
| " 45 to 50 years | 45,356 | 41,540 | 16,461 | 12,344 | 1866 | 4915 | 28,860 | 151,342 |
| " 50 to 55 years | 37,248 | 41,944 | 13,717 | 10,332 | 1757 | 4438 | 26,692 | 136,128 |
| " 55 to 60 years | 27,365 | 38,251 | 8337 | 7931 | 1474 | 3719 | 17,095 | 104,172 |
| " 60 to 65 years | 20,881 | 32,924 | 5512 | 6780 | 1147 | 3389 | 12,153 | 82,086 |
| " 65 to 70 years | 11,810 | 18,213 | 2901 | 4547 | 679 | 2462 | 6487 | 47,099 |
| " 70 to 75 years | 8655 | 11,967 | 1788 | 3257 | 494 | 2171 | 4381 | 32,713 |
| " 75 to 80 years | 4740 | 5441 | 806 | 1680 | 182 | 1191 | 2127 | 16,167 |
| " 80 to 85 years | 2167 | 2384 | 324 | 793 | 74 | 629 | 922 | 7293 |
| " 85 and over | 993 | 1117 | 134 | 351 | 32 | 274 | 425 | 3326 |
| Unspecified | — | 4962 | 2404 | — | 195 | 590 | 968 | 9119 |

CENTESIMAL.

| | 100 | 100 | 100 | 100 | 100 | 100 | 100 | 100 |
|---|-------|-------|-------|-------|-------|-------|-------|-------|
| Specified ages | 100 | 100 | 100 | 100 | 100 | 100 | 100 | 100 |
| Persons under 5 years | 14.68 | 13.10 | 15.41 | 14.13 | 13.78 | 14.69 | 13.30 | 14.00 |
| " 5 to 15 years | 23.70 | 21.52 | 22.04 | 25.25 | 20.55 | 24.55 | 26.72 | 23.48 |
| " 15 to 65 years | 59.10 | 61.93 | 61.03 | 57.30 | 62.72 | 56.16 | 57.68 | 59.71 |
| " 65 and over | 2.52 | 3.45 | 1.52 | 3.32 | 2.95 | 4.60 | 2.30 | 2.81 |
| " 7 to 14 (school age) | 16.20 | 14.79 | 14.91 | 17.11 | 14.14 | 16.74 | 18.62 | 14.80 |
| Males 21 years and over (adults) .. | 53.45 | 55.05 | 57.17 | 50.55 | 61.35 | 51.62 | 50.29 | 53.62 |
| " 20 to 40 (soldier's age) ... | 34.47 | 34.52 | 38.52 | 32.35 | 40.36 | 32.05 | 28.46 | 33.77 |
| Females 21 years & over (adults) .. | 46.09 | 51.08 | 45.17 | 47.37 | 45.25 | 47.17 | 44.41 | 47.40 |
| " 15 to 45 (fertile age) | 46.42 | 48.55 | 46.66 | 44.78 | 46.34 | 44.27 | 44.72 | 46.58 |
| Persons under 5 years | 14.68 | 13.10 | 15.41 | 14.13 | 13.78 | 14.69 | 13.30 | 14.00 |
| " 5 to 10 years | 12.77 | 11.30 | 12.03 | 13.45 | 10.88 | 13.28 | 13.76 | 12.47 |
| " 10 to 15 years | 10.93 | 10.22 | 10.00 | 11.80 | 9.67 | 11.27 | 12.96 | 11.02 |
| " 15 to 20 years | 9.62 | 10.08 | 9.03 | 9.67 | 8.68 | 9.51 | 10.42 | 9.82 |
| " 20 to 25 years | 9.86 | 11.06 | 10.82 | 9.46 | 11.11 | 9.41 | 9.29 | 10.19 |
| " 25 to 30 years | 9.47 | 10.38 | 10.54 | 8.53 | 11.48 | 9.12 | 7.36 | 9.44 |
| " 30 to 35 years | 7.86 | 7.69 | 8.47 | 7.52 | 8.62 | 7.42 | 6.38 | 7.59 |
| " 35 to 40 years | 5.99 | 5.11 | 6.10 | 5.94 | 5.88 | 5.34 | 5.69 | 5.66 |
| " 40 to 45 years | 4.73 | 3.98 | 4.82 | 4.51 | 4.37 | 4.09 | 4.99 | 4.51 |
| " 45 to 50 years | 4.03 | 3.67 | 4.21 | 3.85 | 3.76 | 3.36 | 4.61 | 3.99 |
| " 50 to 55 years | 3.31 | 3.70 | 3.51 | 3.22 | 3.54 | 3.04 | 4.27 | 3.59 |
| " 55 to 60 years | 2.43 | 3.37 | 2.12 | 2.48 | 2.97 | 2.55 | 2.73 | 2.75 |
| " 60 to 65 years | 1.80 | 2.91 | 1.41 | 2.12 | 2.31 | 2.32 | 1.94 | 2.16 |
| " 65 to 70 years | 1.05 | 1.64 | .74 | 1.42 | 1.37 | 1.68 | 1.04 | 1.24 |
| " 70 to 75 years | 0.77 | 1.06 | .46 | 1.02 | 1.00 | 1.48 | .70 | .86 |
| " 75 to 80 years | 0.42 | .48 | .21 | .52 | .37 | .82 | .34 | .43 |
| " 80 to 85 years | 0.19 | .21 | .08 | .25 | .15 | .43 | .15 | .19 |
| " 85 and over | 0.09 | .10 | .03 | .11 | .06 | .19 | .07 | .09 |
| Infants and children, 0 to 5 years .. | 14.68 | 13.10 | 15.41 | 14.13 | 13.78 | 14.69 | 13.30 | 14.00 |
| Boys and girls, 5 to 15 years | 23.70 | 21.52 | 22.03 | 25.25 | 20.55 | 24.55 | 26.72 | 23.49 |
| Youths and maidens, 15 to 20 yrs. .. | 9.62 | 10.08 | 9.03 | 9.67 | 8.68 | 9.51 | 10.42 | 9.82 |
| Young men and women, 20 to 30 years | 19.33 | 21.45 | 21.36 | 17.99 | 22.59 | 18.53 | 16.65 | 19.63 |
| Middle-aged men and women, 30 to 50 years | 22.61 | 20.47 | 23.60 | 21.82 | 22.63 | 20.21 | 21.67 | 21.75 |
| Elderly men and women, 50 to 65 years | 10.06 | 13.38 | 8.57 | 11.14 | 11.77 | 12.51 | 11.24 | 11.31 |
| " 65 and over | 7.54 | 9.93 | 7.05 | 7.82 | 8.82 | 7.91 | 8.94 | 8.50 |
| Aged men | 2.52 | 3.45 | 1.52 | 3.32 | 2.95 | 4.60 | 2.30 | 2.81 |

* Exclusive of Aborigines.

Proportion of various Age-groups in Tasmania contrasted with similar groups in various Countries.

The two following tables have been prepared to illustrate more particularly the effects upon age-group proportions arising from differing causes as indicated in previous remarks :—

Proportions at Five Age-periods compared.

PERSONS.

| | Census. | 0-5. | 5-20. | 20-45. | 45-65. | 65 and over. | All specified age. | Annual Rate of Increase—Preceding decade *; last forty years †; last thirty years. ‡ |
|---|---------|-------|-------|--------|--------|--------------|--------------------|--|
| Queensland | 1891 | 15·41 | 31·06 | 40·75 | 11·26 | 1·52 | 100. | 5·34 @ |
| Tasmania | " | 14·69 | 34·06 | 35·38 | 11·27 | 4·60 | 100 | 2·40 @ |
| New South Wales..... | " | 14·68 | 33·32 | 37·91 | 11·57 | 2·52 | 100 | 4·19 @ |
| South Australia | " | 14·13 | 34·92 | 35·96 | 11·67 | 3·32 | 100 | 1·14 * |
| Australasia | " | 14·00 | 33·31 | 37·39 | 12·49 | 2·81 | 100 | 3·18 * |
| Western Australia | " | 13·78 | 29·23 | 41·46 | 12·58 | 2·95 | 100 | 4·35 @ |
| New Zealand | " | 13·30 | 37·14 | 33·71 | 13·55 | 2·30 | 100 | 2·27 @ |
| Victoria | " | 13·10 | 31·60 | 38·22 | 13·63 | 3·45 | 100 | 2·83 * |
| Scotland | 1881 | 13·70 | 33·00 | 34·20 | 14·10 | 4·90 | 100 | 0·92 † |
| England | " | 13·60 | 32·70 | 34·80 | 14·30 | 4·60 | 100 | 1·24 † |
| Ireland | " | 11·10 | 34·70 | 32·20 | 15·60 | 6·20 | 100 | — 0·70 † |
| United States..... | 1880 | 13·40 | 33·80 | 36·30 | 13·00 | 3·50 | 100 | 2·63 † |
| France..... | 1881 | 9·20 | 26·10 | 36·10 | 20·50 | 8·10 | 100 | 0·22 † |
| Ideal Life Table—Stationary Population§ | — | 9·02 | 24·48 | 36·04 | 21·56 | 8·90 | 100 | — |

Proportions of Persons, Males and Females, at important Age-periods compared.

| | Census. | Persons. | | | | Persons at Worker's age, 20-65. Per cent. to Total Persons. | Males at Soldier's age, 20-40. Per cent. to Total Males. | Females at Fertile age, 15-45. Per cent. to Total Females. |
|--|---------|----------|--------|--------------|---------------------|---|--|--|
| | | 0-15. | 15-45. | 45 and over. | All specified ages. | | | |
| New Zealand | 1891 | 40·02 | 44·13 | 15·85 | 100 | 47·26 | 28·46 | 44·72 |
| South Australia | " | 39·38 | 45·63 | 14·99 | 100 | 47·63 | 32·35 | 44·78 |
| Tasmania | " | 39·24 | 44·89 | 15·87 | 100 | 46·65 | 32·05 | 44·27 |
| New South Wales..... | " | 38·38 | 47·63 | 14·09 | 100 | 49·48 | 34·47 | 46·42 |
| Australasia | " | 37·48 | 47·22 | 15·30 | 100 | 49·88 | 33·77 | 46·58 |
| Queensland | " | 37·45 | 49·77 | 12·78 | 100 | 52·01 | 38·52 | 46·66 |
| Victoria | " | 34·62 | 48·30 | 17·08 | 100 | 51·85 | 34·52 | 48·55 |
| Western Australia | " | 34·33 | 50·14 | 15·53 | 100 | 54·04 | 40·36 | 45·25 |
| United States..... | 1880 | 37·15 | 50·64 | 12·21 | 100 | 49·30 | — | — |
| Scotland | 1881 | 36·56 | 44·33 | 19·11 | 100 | 48·30 | — | — |
| England and Wales | " | 36·40 | 44·80 | 18·80 | 100 | 49·10 | — | — |
| Ireland | " | 35·04 | 43·07 | 21·83 | 100 | 47·80 | — | — |
| France | 1882 | 26·74 | 44·69 | 28·57 | 100 | 56·60 | — | — |
| Ideal Life Table—Stationary Population § | — | 25·51 | 44·03 | 30·46 | 100 | 57·60 | — | — |

§ Text Book, Institute of Actuaries—G. KING, 1887.

France affords the best example of a comparative stationary population ; and it is interesting to observe how closely its proportions at the various age-groups correspond with those of an Ideal Stationary Population as determined by George King (Text Book, Institute of Actuaries, 1887.)

We may now with advantage summarise the composition and order of the seven Colonies according to the relative proportion of the respective populations living within the principal age-periods, beginning in each with the highest, thus—

Relative Percentage Proportions in descending order.

- Infants and Children, 0-5 years.—(1) Queensland, 15·41 ; (2) Tasmania, 14·69 ; (3) New South Wales, 14·68 ; (4) South Australia, 14·13 ; (5) Australasia, 14·00 ; (6) Western Australia, 13·78 ; (7) New Zealand, 13·30 ; (8) Victoria, 13·10.
- Boys and Girls, 5-15 years.—(1) New Zealand, 26·72 ; (2) South Australia, 25·25 ; (3) Tasmania, 24·55 ; (4) New South Wales, 23·70 ; (5) Australasia, 23·49 ; (6) Queensland, 22·03 ; (7) Victoria, 21·52 ; (8) Western Australia, 20·55.

Youths and Maidens, 15–20 years.—(1) New Zealand, 10·42 ; (2) Victoria, 10·08 ; (3) *Australasia*, 9·82 ; (4) South Australia, 9·67 ; (5) New South Wales, 9·67 ; (6) Tasmania, 9·51 ; (7) Queensland, 9·03 ; (8) Western Australia, 8·68.

Young Men and Women, 20–30 years.—(1) Western Australia, 22·59 ; (2) Victoria, 21·45 ; (3) Queensland, 21·36 ; (4) *Australasia*, 19·63 ; (5) New South Wales, 19·33 ; (6) Tasmania, 18·53 ; (9) South Australia, 17·99 ; (8) New Zealand, 16·65.

Middle-aged Men and Women, 30–50 years.—(1) Queensland, 23·60 ; (2) Western Australia, 22·63 ; (3) New South Wales, 22·61 ; (4) South Australia, 21·82 ; (5) *Australasia*, 21·75 ; (6) New Zealand, 21·67 ; (7) Victoria, 20·47 ; (8) Tasmania, 20·21.

Elderly Men and Women, 50–65 years.—(1) Victoria, 9·93 ; (2) New Zealand, 8·94 ; (3) Western Australia, 8·82 ; (4) *Australasia*, 8·50 ; (5) Tasmania, 7·91 ; (6) South Australia, 7·82 ; (7) New South Wales, 7·54 ; (8) Queensland, 7·05.

Aged Men and Women, 65 years and over.—(1) Tasmania, 4·60 ; (2) Victoria, 3·45 ; (3) South Australia, 3·32 ; (4) Western Australia, 2·95 ; (5) *Australasia*, 2·81 ; (6) New South Wales, 2·52 ; (7) New Zealand, 2·30 ; (8) Queensland, 1·52.

Males, 20–40 years, Soldier's age.—(1) Western Australia, 40·36 ; (2) Queensland, 38·52 ; (3) Victoria, 34·52 ; (4) New South Wales, 34·47 ; (5) *Australasia*, 33·77 ; (6) South Australia, 32·35 ; (7) Tasmania, 32·05 ; (8) New Zealand, 28·46.

Females, 15–45 years, Fertile age.—(1) Victoria, 48·55 ; (2) Queensland, 46·66 ; (3) *Australasia*, 46·58 ; (4) New South Wales, 46·42 ; (5) Western Australia, 46·34 ; (6) South Australia, 44·78 ; (7) New Zealand, 44·72 ; (8) Tasmania, 44·72.

SECTION V.

CONJUGAL CONDITION OF THE PEOPLE, 1891.

Of the total population, 146,667, particulars relating to the age and conjugal condition of 146,025 persons, or 99·57 per cent. of the whole, have been ascertained. The proportional analysis of these may therefore be safely taken as applying to the total population.

The following summary gives under particular age-groups a sufficiently comprehensive view of the number and percentage proportion living under the several conjugal conditions :—

Conjugal Condition in Tasmania, 1891.

NUMERICAL.

| Numbers specified. | All ages specified. | Under 15. | 15–20. | 20–45. | 45 and over. | Males, 20 and over. Females, 15 and over. |
|--------------------|---------------------|---------------|---------------|---------------|---------------|--|
| Persons— | | | | | | |
| Married..... | 43,707 | ... | 322 | 28,257 | 15,098 | 43,676 |
| Widowed..... | 6398* | ... | 4 | 1146 | 5248 | 6396 |
| Never married..... | 95,920 | 57,326 | 13,567 | 22,205 | 2822 | 31,554 |
| TOTAL..... | 146,025 | 57,326 | 13,893 | 51,638 | 23,168 | 81,626 |
| Males— | | | | | | |
| Married..... | 22,310 | ... | 31 | 13,428 | 8851 | 22,279 |
| Widowed..... | 2447 | ... | 2 | 428 | 2017 | 2445 |
| Never married..... | 52,816 | 29,002 | 7040 | 14,027 | 2117 | 16,144 |
| TOTAL..... | 76,943 | 29,002 | 7073 | 27,883 | 12,985 | 40,868 |
| Females— | | | | | | |
| Married..... | 21,397 | ... | 291 | 14,859 | 6247 | 21,397 |
| Widowed..... | 3951 | ... | 2 | 718 | 3231 | 3951 |
| Never married..... | 43,734 | 28,324 | 6527 | 8178 | 705 | 15,410 |
| TOTAL..... | 69,082 | 28,324 | 6820 | 23,755 | 10,183 | 40,758 |

CENTESIMAL.

| Numbers specified. | All ages specified. | Under 15. | 15-20. | 20-45. | 45 and over. | Males, 20 and over. Females, 15 and over. |
|--------------------|---------------------|-----------|--------|--------|--------------|--|
| Persons— | | | | | | |
| Married..... | 29·93 | ... | 2·32 | 54·78 | 61·57 | 53·51 |
| Widowed | 4·38* | ... | 0·03 | 2·22 | 22·65 | 7·83 |
| Never married..... | 65·69 | 100·00 | 97·65 | 43·00 | 12·18 | 38·66 |
| TOTAL..... | 100·00 | 100·00 | 100·00 | 100·00 | 100·00 | 100·00 |
| Males— | | | | | | |
| Married..... | 29·00 | ... | ·44 | 48·16 | 68·16 | 54·52 |
| Widowed | 3·18 | ... | ·03 | 1·53 | 15·53 | 5·98 |
| Never married..... | 67·82 | 100·00 | 99·53 | 50·21 | 16·31 | 39·50 |
| TOTAL..... | 100·00 | 100·00 | 100·00 | 100·00 | 100·00 | 100·00 |
| Females— | | | | | | |
| Married..... | 30·98 | ... | 4·27 | 62·56 | 61·34 | 52·50 |
| Widowed | 5·72 | ... | ·03 | 3·02 | 31·73 | 9·69 |
| Never married..... | 63·30 | 100·00 | 95·70 | 34·42 | 6·93 | 37·81 |
| TOTAL..... | 100·00 | 100·00 | 100·00 | 100·00 | 100·00 | 100·00 |

* Including 31 persons (25 males and 6 female) returned as divorced.

From the above analyses it is apparent that for every 100 persons of all ages there are—

Proportion in relation to all Persons.

| | Persons. | Males. | Females. |
|----------------------------|----------|--------|----------|
| Married | 29·93 | 29·00 | 30·98 |
| Widowed and divorced | 4·38 | 3·18 | 5·72 |
| Never married | 65·69 | 67·82 | 63·30 |
| TOTAL | 100·00 | 100·00 | 100·00 |

If we restrict the relative proportions to all married and marriageable persons, however—say, males 20 years and upwards and females 15 years and upwards—we obtain the following proportions in relation to all married and marriageable persons ; thus :—

Percentage Proportion in relation to Married and Marriageable Persons.

| | Persons. | Males. | Females. |
|----------------------------|----------|--------|----------|
| Married | 53·51 | 54·52 | 52·50 |
| Widowed and divorced | 7·83 | 5·98 | 9·69 |
| Never married | 38·66 | 39·50 | 37·81 |
| TOTAL..... | 100· | 100· | 100· |

Marriageable Men and Women.

To ascertain the full extent of marriageable persons it is necessary to add the widowed and divorced persons to bachelors and spinsters, as in the following abstract :—

| Conjugal Condition. | Marriageable Men (20 years and upwards.) | Marriageable Women (15 years and upwards.) | Women to every 100 Men. |
|--------------------------------------|--|--|-------------------------|
| Bachelors and spinsters, 1891 | 16,144 | 15,410 | 95·44 |
| Widowers, widows, &c., 1891 | 2445 | 3951 | 161·60 |
| All marriageable persons, 1891 | 18,585 | 19,361 | 104·18 |
| All marriageable persons, 1881 | 11,889 | 12,733 | 107·10 |

Although there were, in 1891, 104·18 marriageable women to every 100 marriageable men, it appears there were only 95·44 spinsters to every 100 bachelors. In 1881 there was a larger proportion of marriageable women in relation to marriageable men, being 107·10 in 1881 to 104·18 per cent. in 1891.

Distribution and Proportion of marriageable Women to marriageable Men, 1891.

As usual the larger number of marriageable women relative to marriageable men are found in the cities, and the smallest in country districts, especially so in the partially settled mining districts ; thus :—

| Marriageable Persons. | Marriageable Men. | Marriageable Women. | Women to every 100 Men. |
|--------------------------|-------------------|---------------------|-------------------------|
| City of Hobart | 2733 | 4467 | 163·44 |
| City of Launceston | 1923 | 3025 | 157·30 |
| Country Districts | 13,943 | 11,871 | 85·14 |
| The Colony | 18,599 | 19,863 | 104·10 |

The smallest proportion of marriageable women to men was in the mining district of Cumberland, viz. 22·05 per cent. ; and the largest in Launceston South, where it was as high as 210·35 per cent.

Proportion Married and Single Persons of all Ages at the last Seven Census Periods.

The proportion of married and single, at various age-periods can only be ascertained for the two last Census periods. The proportion for all ages at the last seven Census periods are shown in the following abstract :—

Proportion per cent. Married and Single.

| Census year. | Married. | Single.* |
|--------------|----------|----------|
| 1847 | 27·43 | 72·57 |
| 1851 | 28·35 | 71·65 |
| 1857 | 35·71 | 64·29 |
| 1861 | 35·02 | 64·98 |
| 1870 | 31·27 | 68·63 |
| 1881 | 30·14 | 69·86 |
| 1891 | 29·93 | 70·07 |

SECTION VI.

BIRTH-PLACES OF THE PEOPLE.

Of the total population at the last Census (146,667), particulars regarding the place of birth of 146,043 persons were ascertained. Of these, 143,104, or 97·99 per cent., were born in British possessions, and 2939, or 2·01 per cent., in Foreign countries. Those born in Australasia numbered 115,229, or 78·90 per cent., of which 107,901, or 73·88 per cent. were born in Tasmania. Those born in the United Kingdom numbered 26,975, or 18·47 per cent., of which 17,443, or 11·95 per cent., were born in England and Wales ; 3845, or 2·63 per cent. in Scotland ; and 5687, or 3·89 per cent., in Ireland. The extent to which persons born in different countries have increased or decreased during the three last Census periods is more fully shown in the following table :—

CENSUS OF TASMANIA, 1891.

BIRTH-PLACES AT DIFFERENT CENSUS PERIODS.

Table showing the Numbers and Proportions of Persons born in different Countries at the three last Censuses (1870, 1881, and 1891); also showing actual and relative increase or decrease during last decade.

| Birth-place. | Numerical. | | | Centesimal. | | | 1891. Increase or Decrease— last Decade. | |
|---------------------------------|------------|---------|---------|-------------|--------|--------|--|-----------|
| | 1870. | 1881. | 1891. | 1870. | 1881. | 1891. | Actual. | Per cent. |
| Total | 99,328 | 115,705 | 146,667 | 100·00 | 100·34 | 100·43 | 30,952 | 26·76 |
| Total specified | 99,328 | 115,316 | 146,043 | 100·00 | 100·00 | 100·00 | 30,727 | 26·65 |
| <i>British Empire—</i> | | | | | | | | |
| Australasia | 60,912 | 83,978 | 115,229 | 61·32 | 72·82 | 78·90 | 31,251 | 37·21 |
| United Kingdom | 37,145 | 28,243 | 26,975 | 37·40 | 24·49 | 18·47 | — 1268 | — 4·49 |
| Other British Possessions .. | 339 | 872 | 900 | 0·34 | 0·76 | 0·62 | 28 | 3·21 |
| Total British Empire | 98,396 | 113,093 | 143,104 | 99·06 | 98·07 | 97·99 | 30,011 | 26·54 |
| <i>Foreign Countries</i> | 932 | 2223 | 2939 | 0·94 | 1·93 | 2·01 | 716 | 34·90 |
| <i>Unspecified</i> | ... | 389 | 624 | ... | 0·34 | 0·43 | 2·35 | ... |
| <i>British Empire—</i> | | | | | | | | |
| Australasia : | | | | | | | | |
| Tasmania | 59,119 | 79,991 | 107,901 | 59·52 | 69·36 | 73·88 | 27,910 | 34·89 |
| Other Australasian Colonies .. | 1793 | 3987 | 7328 | 1·80 | 3·46 | 5·02 | 3341 | 83·80 |
| United Kingdom : | | | | | | | | |
| England and Wales | * | 17,307 | 17,443 | * | 15·61 | 11·95 | 136 | 0·79 |
| Scotland | * | 3744 | 3845 | * | 3·24 | 2·63 | 101 | 2·70 |
| Ireland | * | 7192 | 5687 | * | 6·24 | 3·89 | — 1505 | — 20·23 |
| Other British Possessions | 339 | 872 | 900 | 0·34 | 0·76 | 0·62 | 28 | 3·21 |
| <i>Foreign Countries—</i> | | | | | | | | |
| Germany | * | 782 | 918 | * | 0·68 | 0·63 | 136 | 17·39 |
| France | * | 5 | 77 | * | 0·01 | 0·05 | 72 | 1440·00 |
| Italy | * | 11 | 36 | * | 0·01 | 0·02 | 25 | 227·00 |
| China | * | 844 | 943 | * | 0·50 | 0·64 | 99 | 11·73 |
| Other Foreign Countries | * | 581 | 965 | * | 0·73 | 0·67 | 384 | 66·09 |

* Not ascertained.

Birth-places of Adults.

If the number of adults born in different countries are compared, the per-centage for Tasmania will be lessened considerably, while the per-centage proportion for the United Kingdom and other countries will be greatly increased. This is shown in the following abstract comparing the proportions of adults and all ages :—

Proportion per cent.

| Born. | Adults. | All ages. |
|---------------------------------|---------|-----------|
| Tasmania | 55·78 | 73·88 |
| Other Australian Colonies | 5·36 | 5·02 |
| United Kingdom | 34·16 | 18·47 |
| Other British Possessions | 0·94 | 0·62 |
| Foreign Countries | 3·76 | 2·01 |
| TOTAL | 100·00 | 100·00 |

Mean Increase since 1881.

Of the mean increase, 30,962, to the population since the Census of 1881, 31,251, or 101·77 per cent., were born in the Australasian Colonies. There was a decrease of 1505, or 4·90 per cent., in respect of persons born in Ireland. In all other countries there was an increase of 3·23 per cent. A more detailed statement of the increase or decrease since 1881 in respect of the persons born in the different countries are given, as follows :—

REPORT.

xxxix

Increase or Decrease since 1881.

| <i>Of Persons born in</i> | <i>Actual.</i> | | <i>Per cent. to total specified.</i> | |
|-----------------------------------|------------------|------------------|--------------------------------------|------------------|
| | <i>Increase.</i> | <i>Decrease.</i> | <i>Increase.</i> | <i>Decrease.</i> |
| Tasmania | 27,910 | | 90·84 | |
| Other Australasian Colonies | 3341 | | 10·87 | |
| England and Wales | 136 | | ·44 | |
| Scotland | 101 | | ·33 | |
| Ireland | — | 1505 | — | 4·90 |
| Other British Colonies | 28 | | ·09 | |
| Germany | 136 | | ·44 | |
| France | 72 | | ·23 | |
| Italy | 25 | | ·08 | |
| China | 99 | | ·33 | |
| Other Foreign Countries | 384 | | 1·25 | |
| Total specified | 30,727 | | 100·00 | |
| Unspecified | 235 | | | |
| ALL | 30,962 | | | |

Tasmanians in each Australasian Colony.

There were 23,936 Tasmanians living at the last Census in the other six Australasian Colonies. These, with the 107,901 enumerated living in Tasmania, make a total of 131,837 persons of Tasmanian birth living in the Australasian Colonies. The other Colonies have been the gainers by 16,627 persons in migratory exchange, as there are only 7328 persons living in Tasmania who were born in other Australasian Colonies. The following abstract gives the details of the distribution of the 131,837 persons of Tasmanian birth living at the last Census in the Australasian Colonies :—

Tasmanians in each Australasian Colony, 1891.

| <i>Colony in which Resident.</i> | <i>Number of Persons.</i> | <i>Per cent. to Total.</i> |
|----------------------------------|---------------------------|----------------------------|
| Tasmania | 107,901 | 81·85 |
| Victoria | 16,398 | 12·44 |
| New South Wales | 3075 | 2·33 |
| New Zealand | 2629 | 1·99 |
| Queensland | 1004 | ·76 |
| South Australia | 722 | ·55 |
| Western Australia | 108 | ·08 |
| TOTAL | 131,837 | 100·00 |

SECTION VII.

EDUCATION OF THE PEOPLE.

It is only in a very narrow and restricted sense that statistical information gained by the ordinary Census methods can even be accepted as an index of the "Education of the People." At the very most it only attempts to gauge the proportion of those who have acquired the power to receive or impart ideas to others by means of at least one known system of written or printed symbols. Of the extent, nature, or value of the ideas themselves, or of the power to receive or impart them in perfection in one or many symbolic forms, as tested by the varied educational standards of science and philosophy, the educational statistics of the ordinary Census tables do not afford the slightest clue.

This is best appreciated by asking how far the knowledge of the mere ability of any one to read and write is sufficient evidence of the possession of such a standard of education as would satisfy the Industrial Chief, the Statesman, the Schoolmaster, or the Philosopher. Of the usual subdivision of Education into Physical, Intellectual, Moral, Religious, and Technical, the power to read and write conveys little or no information.

Notwithstanding these objections, there is much to be gained by the knowledge obtained from the statistics which disclose the proportion of persons who can read and write at each age-period from 5 years and upwards; and valuable information is also afforded in respect of the means provided, and the extent to which these are availed of at school-age, in every part of the country. Thus although, directly, the comparative power to read and write at each age and in each district conveys little information of the nature and extent of the education imparted, it is eloquent as an index in revealing comparatively how far the ordinary but valuable culture of the Common School system extends or is lacking; and also it affords a very safe measure of the success attained in other branches of education which are the usual concomitants of tuition in reading and writing.

As the power to read and write, therefore, is regarded mainly as evidence of the possession of a certain amount of intelligence obtained from the training in all other matters usually comprehended within the Common School curriculum, it has been deemed advisable in this report to include all foreigners who can read and write under this category, irrespective of the tongue or symbol used, as there is no more justification, on educational grounds, for excluding foreigners who can read and write only in their own tongue, than there would be in excluding Englishmen who can only so express themselves in their mother tongue. In the detail tables, however, the numbers of those who can only read, or read and write in a foreign tongue, are given separately, so that comparisons may be made with other places where a different method of classification obtains.

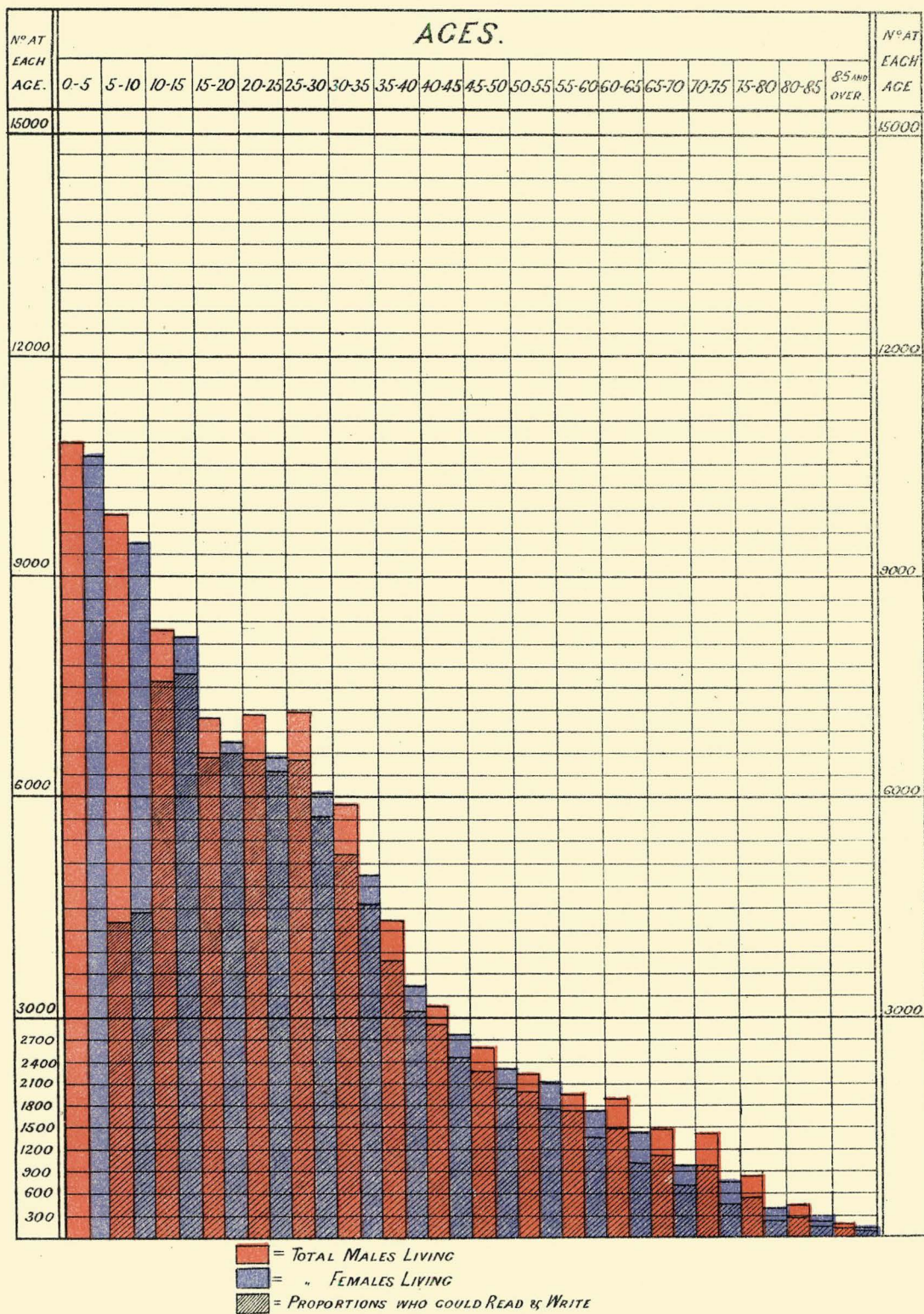
In making comparisons it is obvious that all infants and children not yet arrived at the age for training in reading and writing should be excluded. Indeed, it is the results of the training at the end of the normal tutelary stage which should be sought for in comparison with other periods or countries, rather than the misleading averages, which include not only the young under and during the age of the process of training, but also aged persons, whose low averages tend to conceal the success or otherwise of the existing machinery provided for the education of the young of the community.

The classification adopted at the last Census by the Statisticians of Australasia, for obvious reasons, excludes all ages under 3 among those stated who could "read" and all ages under 5 among those stated who could "read and write." In phrase "for all ages," used hereafter in tables or otherwise, it must be understood that the young under the categories referred to are wholly excluded.

The following table shows the percentage proportions of all who could read and write, read only, and could not read, at the principal groups, as ascertained at the last Census in Tasmania:—

EDUCATION OF THE PEOPLE.

DIAGRAM. Showing the number of Persons who could Read and Write at each Quinquennial Period of Age.



Percentage Proportion of all specified Ages in Tasmania, 1891, who could Read and Write, Read only, and could not Read at the principal Ages, showing the proportions at each principal Age-period.

| Ages. | Percentage Proportion. | | | | | | | | |
|--------------------------|------------------------|------------|--------------|-----------------|------------|--------------|-----------------|------------|--------------|
| | Persons. | | | Males. | | | Females. | | |
| | Read and write. | Read only. | Cannot read. | Read and write. | Read only. | Cannot read. | Read and write. | Read only. | Cannot read. |
| All Ages specified | 70·26 | 4·36 | 25·38 | 70·16 | 4·24 | 25·60 | 70·37 | 4·49 | 25·14 |
| 5 years and over | 82·37 | 4·92 | 12·71 | 81·68 | 4·75 | 13·57 | 83·16 | 5·10 | 11·74 |
| 7 " | 86·94 | 4·38 | 8·68 | 86·14 | 4·21 | 9·65 | 87·86 | 4·55 | 7·59 |
| 14 " | 88·77 | 3·50 | 7·73 | 87·94 | 3·24 | 8·82 | 89·74 | 3·81 | 6·45 |
| 15 " | 88·57 | 3·55 | 7·88 | 87·75 | 3·27 | 8·98 | 89·51 | 3·89 | 6·60 |
| 21 " | 87·06 | 4·05 | 8·89 | 86·60 | 3·57 | 9·83 | 87·63 | 4·64 | 7·73 |
| 5- 7 years | 79·59 | 12·73 | 69·68 | 16·08 | 12·76 | 71·16 | 19·17 | 12·69 | 68·14 |
| 7-14 " | 80·09 | 7·63 | 12·28 | 78·84 | 8·18 | 12·98 | 81·33 | 7·09 | 11·58 |
| 5-15 " | 67·04 | 8·30 | 24·66 | 65·60 | 8·69 | 25·71 | 68·52 | 7·91 | 23·57 |
| 7-65 " | 88·19 | 3·96 | 7·85 | 87·54 | 3·79 | 8·67 | 88·92 | 4·14 | 6·94 |
| Under 3 years | ... | ... | 100·00 | ... | ... | 100·00 | ... | ... | 100·00 |
| 3- 5 " | ... | 2·74 | 97·26 | ... | 2·68 | 97·32 | ... | 2·79 | 97·21 |
| 5-10 " | 45·66 | 12·67 | 41·67 | 44·13 | 13·04 | 42·83 | 47·25 | 12·27 | 40·48 |
| 10-15 " | 92·18 | 3·18 | 4·64 | 91·16 | 3·51 | 5·33 | 93·23 | 2·83 | 3·94 |
| 15-20 " | 95·04 | 1·43 | 3·53 | 93·17 | 1·92 | 4·91 | 97·00 | 0·91 | 2·09 |
| 20-25 " | 94·24 | 1·38 | 4·38 | 92·21 | 1·90 | 5·89 | 96·45 | 0·82 | 2·73 |
| 25-30 " | 92·31 | 1·76 | 5·93 | 90·62 | 1·91 | 7·47 | 94·32 | 1·59 | 4·09 |
| 30-35 " | 90·39 | 2·61 | 7·00 | 89·11 | 2·53 | 8·36 | 91·94 | 2·70 | 5·36 |
| 35-40 " | 88·34 | 3·40 | 8·26 | 87·15 | 3·05 | 9·80 | 89·85 | 3·84 | 6·31 |
| 40-45 " | 89·34 | 3·65 | 7·01 | 89·53 | 2·73 | 7·74 | 89·12 | 4·73 | 6·15 |
| 45-50 " | 89·27 | 4·11 | 6·62 | 89·94 | 2·91 | 7·15 | 88·54 | 5·43 | 6·03 |
| 50-55 " | 84·98 | 5·12 | 9·90 | 87·92 | 3·18 | 8·90 | 81·81 | 7·20 | 10·99 |
| 55-60 " | 80·90 | 6·98 | 12·12 | 86·48 | 3·94 | 9·58 | 74·86 | 10·29 | 14·85 |
| 60-65 " | 73·36 | 9·66 | 16·98 | 78·52 | 7·11 | 14·37 | 66·71 | 12·94 | 20·35 |
| 65-70 " | 71·47 | 10·75 | 17·78 | 73·80 | 8·98 | 17·22 | 67·88 | 13·47 | 18·65 |
| 70-75 " | 65·70 | 11·09 | 23·21 | 66·26 | 10·72 | 23·02 | 64·67 | 11·77 | 23·56 |
| 75-80 " | 62·91 | 11·94 | 25·15 | 62·87 | 10·13 | 27·00 | 63·00 | 15·50 | 21·50 |
| 80-85 " | 60·96 | 11·36 | 27·68 | 60·62 | 10·74 | 28·64 | 61·65 | 12·62 | 25·73 |
| 85 and over | 55·68 | 10·99 | 33·33 | 56·09 | 9·52 | 34·39 | 54·76 | 14·29 | 30·95 |
| Unspecified | ... | ... | ... | ... | ... | ... | ... | ... | ... |

From the above very full analysis it is shown that the percentage proportions of all over the School-age—14 years and over—under various categories, were as follows :—

Read and write, 14 years and over.

| | |
|---------------|-----------------|
| Males..... | 87·94 per cent. |
| Females | 89·74 " |
| Persons | 88·77 " |

Read only, 14 years and over.

| | |
|---------------|----------------|
| Males..... | 3·24 per cent. |
| Females..... | 3·81 " |
| Persons | 3·50 " |

Could not read, 14 years and over.

| | |
|---------------|----------------|
| Males..... | 8·82 per cent. |
| Females..... | 6·45 " |
| Persons | 7·73 " |

The proportions at the higher stage—read and write—at each quinquennial period is highest at age-period 15-20, among which Females (97·00 per cent.) show the best results, thus—

Read and Write, 15-20 Years.

| | |
|---------------|-----------------|
| Females..... | 97·00 per cent. |
| Males..... | 93·17 " |
| Persons | 95·04 " |

As the percentages of those who can read and write at successive quinquennial age-periods gradually diminish until it is as low as 55·68 per cent. in the oldest (85 years and over), they afford the best indication that can be given of the decided but gradual improvement in the means of education that has taken place at each quinquennial since the beginning of the present century ; and that even the present means of education is capable of producing still higher

CENSUS OF TASMANIA, 1891.

results, as years eliminate the poorer results and reduce the proportions of past efforts, is shown by the figures which record more perfectly the results of the educational system now in operation—that is at the age-period 15–20 years—among which those who cannot read and write do not exceed 5 per cent. of those living at that age.

Improvement in Education since 1881.

The tendency towards improvement is also clearly manifested in comparisons at different age-periods, as shown by the Census returns of 1881 and 1891; thus—

Percentage Proportions, 1881 and 1891.

| Read and Write—Persons. | 1881. | 1891. |
|-------------------------|-------|-------|
| Ages 5–15 | 61·61 | 67·04 |
| 15–20 | 87·45 | 95·04 |
| 5 and over | 75·23 | 83·27 |
| 15 „ „ | 80·58 | 88·57 |
| 20 „ „ | 78·99 | 87·36 |

Education of Children.

The education of children between 5 and 15 years of age upon the whole shows considerable improvement, as compared with the last Census (1881); thus—

Proportion per 100 Living, Ages 5–15.

| | 1881. | 1891. |
|----------------------|-------|-------|
| Urban Districts— | | |
| Read and write | 72·30 | 73·74 |
| Read only | 12·35 | 8·27 |
| Cannot read..... | 15·35 | 17·99 |
| Rural Districts— | | |
| Read and write | 57·44 | 64·58 |
| Read only | 15·65 | 8·32 |
| Cannot read | 26·91 | 27·10 |
| The Colony— | | |
| Read and write | 61·61 | 67·04 |
| Read only | 14·72 | 8·30 |
| Cannot read | 23·67 | 24·66 |

The variation of the results is considerable accordingly as the group approaches the termination of the School Period, those at the later stage showing, of course, much higher results. This is best illustrated by selecting five typical groups—3–15, 5–14, 5–15, 6–15, and local school age, 7–14, as revealed by the last Census Returns, 1891; thus—

Proportion per 100 living at each Age Period.

| | Read and Write. | Read only. | Cannot Read. |
|-------------------------|-----------------|------------|--------------|
| 3–15 years— | | | |
| Males | 52·91 | 7·53 | 39·56 |
| Females..... | 55·05 | 6·90 | 38·05 |
| Persons | 53·96 | 7·22 | 38·82 |
| 5–14 years— | | | |
| Males | 62·81 | 9·34 | 27·85 |
| Females | 65·93 | 8·47 | 25·60 |
| Persons..... | 64·35 | 8·91 | 26·74 |
| 5–15 years— | | | |
| Males | 65·60 | 8·69 | 25·71 |
| Females | 68·49 | 7·90 | 23·61 |
| Persons | 67·02 | 8·30 | 24·68 |
| 6 15 years— | | | |
| Males | 73·11 | 8·53 | 18·36 |
| Females | 75·72 | 7·67 | 16·61 |
| Persons..... | 74·41 | 8·10 | 17·49 |
| 7–14 years, School Age— | | | |
| Males | 78·85 | 8·17 | 12·98 |
| Females | 81·33 | 7·09 | 11·58 |
| Persons..... | 80·09 | 7·63 | 12·28 |

Education of Children of different Religious Denominations, 1891.

Here, as elsewhere, the degree of education of children differ with the religious denomination to which they belong. It is more probable that these differences are due to the prevailing

grade of occupation of the parents rather than to any denominational influence. In the following summary the proportion per 100 living who could read and write in each principal religious denomination is set down in descending order. The Methodists and Presbyterians and "other Christian denominations" take up the highest position, the lowest being occupied by non-Christian denominations.

Proportion per 100 living of Children who could Read and Write.

| Religious Denominations— | 3-15 Years. | 7-14 Years.* |
|---|-------------|--------------|
| 1. Christian Denominations (other)..... | 57·90 | 85·52 |
| 2. Methodists | 57·85 | 85·48 |
| 3. Presbyterians..... | 57·84 | 85·47 |
| 4. Baptists | 56·28 | 81·69 |
| 5. Independents..... | 56·24 | 81·63 |
| 6. Lutherans | 54·55 | 80·61 |
| 7. Church of England | 54·01 | 79·81 |
| 8. Roman Catholics | 49·56 | 73·23 |
| 9. Non-Christian Denominations..... | 40·91 | 60·46 |
| Residue | 54·59 | 80·67 |
| All | 54·20 | 80·09 |

Education in Australasian Colonies.

The comparative results of Education in the several Colonies of Australasia, as shown in the following table in respect of Adults 21 years and over who could read and write, place them in the following order, in which New Zealand takes the first position, and Tasmania the fifth:—

Education of Adults in Australasia.—Proportion per cent.

| | Read and write. |
|-------------------------|-----------------|
| 1. New Zealand..... | 95·80 per cent. |
| 2. Victoria..... | 93·74 „ |
| 3. New South Wales..... | 90·98 „ |
| 4. South Australia..... | 90·36 „ |
| 5. Tasmania..... | 87·06 „ |
| 6. Queensland..... | 85·04 „ |
| 7. West Australia..... | 81·74 „ |

A considerable proportion of the difference between these Colonies is accounted for by the different proportions of persons living at the lower ratios in the Old-age group 65 and over, rather than to the apparent superiority in education as indicated by the average for all ages 21 and over. This is at once revealed by the fact that if Tasmania—which has by far the larger proportion of persons over 65—had only the proportion of Queensland of old ages over 65 years, her average of adults who could read and write would be raised from 87·06 to 89·48 per cent. Thus also, in educational comparison, the disturbance caused by populations differently constituted as to ages plays an important part in distorting comparisons. The greater concentration of the mass of the people into towns and cities is also an important matter affecting the education of the young, as it is evident that paucity of schools and the extreme distances which children have to travel to school in country districts—so common a feature in the vast thinly populated districts of Australasia—must tend to lower the average of school attendance, as contrasted with the more favoured children within centres of population, as in towns and cities.

Schools and School Attendance.

The figures relating to children receiving instruction at the various schools or at home are not quite satisfactory, and the same remarks apply to teachers. If we supplement the information so obtained by official returns relating to State Schools, we obtain the following approximations:—

Schools, Teachers, and Scholars, 1891.

| | All Schools. | State Schools. | Private Schools. |
|-----------------------------------|--------------|----------------|------------------|
| Schools | 365 | 245 | 120 |
| Teachers | 835 | 474 | — |
| Children at school, all ages..... | 25,969 | — | — |
| „ 3-15 | 21,901 | 14,722 | 7179 |

Thus, excluding tuition at home by tutors and governesses, there were 25,969 children, all ages, at school, of which 21,901 were from ages 3-15 years, and 17,419 at school age, 7-14 years: the latter representing 71·25 per cent. of all children living at that age, and with those taught at home they represent 80·33 per cent. of those living.

* The detailed figures for ages 7-14, for each group are computed from the total for all ages 7-14, and the proportions as ascertained in Age-groups 3-15 years.

There were in all 365 schools, of which 245, or 67·11 per cent. were State Schools, and about 120, or 32·89 per cent., private or denominational. In all schools there were 835 teachers. The number of children to each school was 71, and to each teacher, 31.

The following table gives fuller information regarding the numbers and proportions of children receiving instruction at school and at home at various age-periods between 3 and 15 years of age at the last Census, together with corresponding proportions for the previous Census, 1881 :—

Children between 3 and 15 Years of Age receiving Instruction, 1891.

| | Total Children living. | Receiving Instruction at | | | | Residue. |
|-------------------------------|------------------------|--------------------------|------------------|--------------|----------|----------|
| | | State Schools. | Private Schools. | All Schools. | At Home. | |
| Ages 3-15 years— | | | | | | |
| Males | 22,515 | 7815 | 3380 | 11,195 | 1734 | 9586 |
| Females | 22,013 | 6907 | 3799 | 10,706 | 2202 | 9105 |
| Persons..... | 44,528 | 14,722 | 7179 | 21,901 | 3936 | 18,691 |
| Age 3-7 years— | | | | | | |
| Males | 8574 | 1112 | 688 | 1800 | 716 | 6058 |
| Females | 8333 | 947 | 683 | 1630 | 873 | 5830 |
| Persons..... | 16,907 | 2059 | 1371 | 3430 | 1589 | 11,888 |
| Age 7-14 years (school age)— | | | | | | |
| Males | 12,266 | 6401 | 2467 | 8868 | 976 | 2422 |
| Females | 12,185 | 5668 | 2883 | 8551 | 1246 | 2388 |
| Persons..... | 24,451 | 12,069 | 5350 | 17,419 | 2222 | 4810 |
| Age 14-15 years— | | | | | | |
| Males | 1675 | 302 | 225 | 527 | 42 | 1106 |
| Females | 1495 | 292 | 233 | 525 | 83 | 887 |
| Persons..... | 3170 | 594 | 458 | 1052 | 125 | 1993 |
| CENTESIMAL. | | | | | | |
| Ages 3-15 years | 100 | 33·06 | 16·12 | 49·18 | 8·84 | 41·98 |
| 3- 7 years | 100 | 12·18 | 8·11 | 20·29 | 9·40 | 70·81 |
| 7-14 years (school age) . | 100 | 49·36 | 21·89 | 71·25 | 9·08 | 19·67 |
| 14-15 years | 100 | 18·74 | 14·45 | 33·19 | 3·94 | 62·87 |
| Census 1891, 7-14 years | 100 | 49·36 | 21·89 | 71·25 | 9·08 | 19·67 |
| Census 1881, 7-14 years | 100 | 39·05 | 23·40 | 62·45 | 15·91 | 21·64 |

If we examine more particularly the proportion of children at school age 7-14, we find that there were only 80·33 per cent. declared to be receiving instruction at the last Census period, leaving 19·67 in 1891, as against 21·64 per cent. in 1881, as a residue not receiving instruction.

At first sight it might be supposed that the whole of the residue, 19·67 per cent., had never been provided with the ordinary means of education ; but this supposition is altogether erroneous. It simply means that about 19·67 per cent. were not attending upon instruction for the full period of 7 years ; and, directly, it affords no evidence whatever of the numbers of children aged 14 years who never received an elementary school education. The only method for ascertaining approximately the numbers who failed to receive instruction at some period within the school-age is to analyse the degree of education of those who had just completed the age terminating the school period.

If we take all those who attained fifteen years of age, we obtain a fair estimate of what the previous means of instruction must have been. Accordingly we find that although there were only 80·33 at school-age attending upon instruction at the time of the Census, the percentage of those who had completed their 15th year who could both read and write was as high as 94·51 per cent, and 96·56 per cent. who could read. It follows that the number of children at the close of the school period who had failed to receive any instruction within this period could not have exceeded 3·44 per cent. of the whole. This is a fairly satisfactory result when we consider the distance which children have to travel to school in the thinly populated country districts of this Colony.

The following table shows more fully the proportions at the age of 15 who could read and write contrasted with attendance at school-age in the various districts of the Colony. The small densely populated district of Longford appears to take up the first position, while the thinly scattered and large district of Cumberland, as might be expected, takes up the lowest.

Proportion of Children at the age of 15 who could read and write, as contrasted with proportion of Children at School age (7-14) actually receiving instruction in the Census year.

| | Proportion per 100 living under age period— | |
|------------------------|---|--|
| | 15 and under 16 years age, read and write. | School age, 7-14 years, receiving instruction. |
| Urban Districts..... | 96·86 | 84·00 |
| Rural Districts | 93·60 | 79·88 |
| The whole Colony | 94·51 | 80·33 |
| Longford | 98·68 | 79·26 |
| Launceston..... | 98·06 | 88·33 |
| Glenorchy | 97·72 | 81·71 |
| Westbury | 97·62 | 88·78 |
| Sorell | 97·25 | 75·95 |
| Franklin | 96·66 | 86·91 |
| Campbell Town..... | 96·55 | 84·30 |
| Hobart | 96·04 | 80·60 |
| Selby | 95·36 | 90·30 |
| Brighton | 95·00 | 80·00 |
| George Town..... | 94·84 | 86·90 |
| Fingal | 94·40 | 79·86 |
| Glamorgan..... | 94·28 | 70·31 |
| Oatlands..... | 94·00 | 71·43 |
| Evandale | 93·51 | 80·00 |
| Ringarooma | 93·18 | 76·89 |
| Devon, East | 92·20 | 70·51 |
| Wellington..... | 91·68 | 78·82 |
| Cressy..... | 91·52 | 79·30 |
| New Norfolk | 91·42 | 75·02 |
| Deloraine | 90·82 | 72·18 |
| Devon, West | 90·72 | 82·23 |
| Kingborough..... | 90·38 | 82·30 |
| Richmond | 90·16 | 81·38 |
| Cumberland | 88·50 | 71·03 |

SECTION VIII.

RELIGIONS OF THE PEOPLE.

Religion as a subject of Census enquiry was included in the Schedule for 1891 for Tasmania. In the year 1881 it was omitted altogether. The only enquiry hitherto was that made in the Census of 1870. As there are still lingering a small number of objectors, happily growing less year by year, it was determined at the Conference of Australian Statisticians already referred to that a statement of religious adherence should not be made compulsory. Accordingly it was announced upon the Householder's Schedules "If any person objects to state the Religious Denomination to which he adheres, the word 'object' to be entered." The success of the optional method had already been attested in the experience of the Australasian Colonies and Ireland in the Census of 1881. In Victoria, Mr. Hayter found that those who "objected" did not amount to one per cent.; and in Ireland the Registrar-General reports that the non-compulsory was eminently satisfactory, the number who actually objected being even less than one in every ten thousand. It is evident, therefore, wherever the matter of opinion has been tested in recent years, that opposition on the ground that the Census is inquisitorial is practically as dead as the older opposition to a Census of any kind.

In Tasmania, however, owing perhaps to some misapprehension, there were signs of some active opposition on the part of one or two of the minor sects, and although it failed to produce any marked effect upon the people generally, it was sufficient to raise the percentage above the average of other Colonies.

In the following table a detailed account is given showing that out of 141,493 persons of whom particulars were ascertained, there were 4486, or 3·17 per cent. who positively "objected" to state the name of the denomination to which they adhered, while 137,007, or 96·83 per cent., afforded the information upon which the percentage proportion of denomination is based. Of these, fully half, or 51·71 per cent. were returned as belonging to the Church of England; fully one-fifth, or 18·24 per cent. as Roman Catholics. All other Christian Denominations, nearly three-tenths, or 28·81 per cent.; non-Christian sects, 0·77 per cent., and Agnostics, Infidels, and others of no denomination, 0·47 per cent. The fuller details, grouped both as allied *families* and *specific denomination*, are given in the following Table. It must be borne in mind, however, that the *family* or *generic* terms for groups are adopted for facilitating purposes of generalisation, and are not to be interpreted too closely as descriptive significations.

CENSUS OF TASMANIA, 1891.

Table showing the Numbers and Proportion per cent. of Persons belonging to the principal Groups, and to each Religious Denomination in the Colony, according to the Return of the Census taken on 5th April, 1891.

| Denomination. | Numbers. | Per cent. to Totals specified. |
|---|----------|--------------------------------|
| Total..... | 146,667 | 103·66 |
| Total specified..... | 141,493 | 100·00 |
| CHRISTIAN DENOMINATIONS. | | |
| <i>Protestant Denominations—</i> | | |
| Baptists | 3285 | 2·32 |
| Bible Christians | 5 | ·00 |
| Christian Brethren, &c. | 1213 | ·86 |
| Episcopalians | 76,082 | 53·77 |
| Independents | 4501 | 3·18 |
| Lutherans | 421 | ·30 |
| Methodists | 17,150 | 12·12 |
| Presbyterians | 9756 | 6·89 |
| Other Protestant Denominations..... | 1529 | 1·08 |
| Total Protestant Denominations | 113,942 | 80·52 |
| Catholics | 25,805 | 18·24 |
| Total Christian Denominations | 139,747 | 98·76 |
| NON-CHRISTIAN RELIGIONS | 1085 | ·77 |
| RESIDUE OF POPULATION | 661 | ·47 |
| UNSPECIFIED | 5174 | 3·66 |
| CHRISTIAN DENOMINATIONS. | | |
| <i>Protestant Denominations.</i> | | |
| Baptists— | | |
| General Baptist, Baptist Union of Tasmania..... | 3035 | 2·14 |
| Particular Baptist, Close Communion Baptist | 49 | ·04 |
| Seventh Day Baptist | 201 | ·14 |
| Bible Christians | 5 | 00 |
| Christian Brethren, &c.— | | |
| Christian, Disciple of Christ, Church of Christ | 907 | ·64 |
| Christian Brethren, Plymouth Brethren | 293 | ·21 |
| Christian Israelites, First-day Christians | 13 | ·01 |
| Episcopalians— | | |
| Church of England, Episcopalian, Anglican..... | 73,169 | 51·71 |
| Protestant (not otherwise defined) | 2913 | 2·06 |
| Independents, Congregationalists | 4501 | 3·18 |
| Lutherans— | | |
| Lutheran, German Evangelical..... | 268 | ·19 |
| Lutheran (not otherwise defined) | 153 | ·11 |
| Methodists— | | |
| Wesleyan, Wesleyan Methodist | 14,558 | 10·29 |
| Primitive Methodist | 2137 | 1·51 |
| United Methodist Free Church..... | 230 | ·16 |
| Methodist (not otherwise defined) | 225 | ·16 |
| Presbyterians— | | |
| Presbyterian Church of Tasmania | 6716 | 4·75 |
| Ditto of Australia | 12 | ·01 |
| Free Presbyterian Church | 803 | ·57 |
| Free Church of Scotland | 1280 | ·90 |
| Presbyterian (not otherwise defined) | 945 | ·66 |
| Other Protestant Denominations— | | |
| Moravians, United Brethren | 1 | ·00 |
| Catholic Apostolic Church, Irvingites..... | 3 | ·00 |
| Society of Friends, Quaker | 176 | ·12 |
| Unitarian, Unitarian Christian..... | 51 | ·04 |
| Salvation Army | 1216 | ·86 |
| Other Unclassified Christian Sects | 82 | ·06 |
| <i>Catholics --</i> | | |
| Roman Catholics | 25,800 | 18·24 |
| Greek Church, Russian Church | 5 | ·00 |
| NON-CHRISTIAN RELIGIONS— | | |
| Jews, Hebrews | 84 | ·06 |
| Mahometans | 142 | ·10 |
| Buddhists, Confucians, and other Chinese Sects..... | 826 | ·59 |
| Other Unclassified Non-Christian Sects..... | 33 | ·02 |
| RESIDUE OF POPULATION— | | |
| No Denomination (stated as such) | 194 | ·14 |
| No Religion (Agnostics, Deists, Infidels, &c.) | 467 | ·33 |
| Object to State Religion | 4486 | 3·17 |
| UNSPECIFIED | 688 | ·49 |

Proportion per cent. of Persons of principal Religious Denominations in 1870 and 1891.

| Denomination. | 1870. | | 1891. | | Increase or Decrease— since 1870. | |
|--|--------|-----------|---------|-----------|--------------------------------------|-----------|
| | No. | Per cent. | No. | Per cent. | No. | Per cent. |
| Church of England..... | 53,047 | 53·41 | 73,169 | 51·71 | 20,117 | 37·92 |
| Church of Rome..... | 22,091 | 22·24 | 25,800 | 18·24 | 3,709 | 16·79 |
| Methodists..... | 7187 | 7·23 | 17,150 | 12·12 | 9,963 | 138·62 |
| Presbyterians..... | 9064 | 9·12 | 9756 | 6·89 | 692 | 7·64 |
| Independents..... | 3931 | 3·96 | 4501 | 3·18 | 570 | 14·50 |
| Baptists..... | 931 | 0·94 | 3285 | 2·32 | 2354 | 252·90 |
| Salvation Army..... | ... | ... | 1216 | 0·86 | 1216 | ... |
| Society of Friends..... | 82 | 0·08 | 176 | 0·12 | 94 | 114·63 |
| Jews..... | 232 | 0·23 | 84 | 0·06 | — 148 | —63·79 |
| Mahometans, Buddhists, and other Non-Christian Sects..... | 4 | 0·00 | 1001 | 0·71 | 997 | 2492·5 |
| Others..... | 2759 | 2·79 | 2437 | 1·73 | — 322 | — 11·67 |
| Total specified..... | 99,328 | 100·00 | 141,493 | 100·00 | 42,165 | 42·44 |

Among Christian denominations the largest relative increases since 1870 have been in the following order:—

| | |
|----------------------------|------------|
| 1. Baptists..... | 3·52 fold. |
| 2. Methodists..... | 2·39 „ |
| 3. Society of Friends..... | 2·14 „ |
| 4. Church of England..... | 1·38 „ |
| 5. Church of Rome..... | 1·17 „ |
| 6. Independents..... | 1·14 „ |

The Salvation Army had no existence in 1870. The Jews have decreased 63·79 per cent.

Religion and Education.

The following table shows the degree of education possessed by the principal religious groups or denominations in the order of the lower per-centage as regards the proportion at and above 15 years of age who were “*unable to read*.”:—

| | Per 100 living. | | |
|--|-----------------|------------|-----------------|
| | Read and write. | Read only. | Could not read. |
| Christian Denominations— | | | |
| 1. Independents..... | 94·27 | 4·01 | 1·72 |
| 2. Christian Brethren..... | 95·33 | 2·12 | 2·55 |
| 3. Presbyterians..... | 95·02 | 2·20 | 2·78 |
| 4. Independents..... | 94·82 | 2·33 | 2·85 |
| 5. Other bodies unspecified..... | 93·10 | 4·00 | 2·90 |
| 6. Baptists..... | 94·05 | 2·64 | 3·31 |
| 7. Methodists..... | 93·65 | 2·67 | 3·68 |
| 8. Church of England..... | 89·00 | 3·43 | 7·57 |
| 9. Church of Rome..... | 79·13 | 5·59 | 15·28 |
| All Christian Denominations | 88·52 | 3·61 | 7·87 |
| Non-Christian— | | | |
| 1. Buddhists..... | 95·12 | 1·71 | 3·17 |
| 2. Mahometans and other Non- Christian sects..... | 42·85 | — | 57·15 |
| Residue undefined..... | 91·20 | 2·85 | 5·95 |

SECTION IX.

SICKNESS AND INFIRMITY.

In the Census Schedule for 1891 there was a column devoted to Sickness and Infirmary, and directions at its head to make a statement therein in respect of each person who, at the time of the Census, was “laid up or unable to follow usual occupation by reason of illness or accident, and in such case to write ‘*Sick*’ or ‘*Accident*’; or if afflicted by any of the following infirmities, write ‘*Deaf and Dumb*,’ ‘*Blind*,’ ‘*Insane*,’ ‘*Idiotic*,’ ‘*Epileptic*,’ ‘*Paralytic*,’ ‘*Leptous*,’ ‘*Lost a limb or an eye*,’ as the case may be.”

From the information so obtained the following table has been compiled :—

Sickness and Infirmary, all Ages, 1891.

| Nature of Infirmary. | Number. | | | Per 10,000 living (specified.) | | |
|---|----------|--------|----------|--------------------------------|--------|----------|
| | Persons. | Males. | Females. | Persons. | Males. | Females. |
| Sick | 1169 | 659 | 510 | 79·70 | 84·97 | 73·80 |
| Accident, suffering from | 152 | 132 | 20 | 10·36 | 17·02 | 2·89 |
| Deaf and Dumb..... | 54 | 27 | 27 | 3·68 | 3·48 | 3·91 |
| Blind | 165 | 97 | 68 | 11·25 | 12·51 | 9·84 |
| Insane..... | 383 | 204 | 179 | 26·11 | 26·30 | 25·90 |
| Idiotic | 46 | 17 | 29 | 3·14 | 2·19 | 4·20 |
| Epileptic..... | 37 | 21 | 16 | 2·52 | 2·71 | 2·31 |
| Crippled, Deformed, and other Infirmities | 1410 | 940 | 470 | 96·14 | 121·19 | 68·01 |
| TOTAL..... | 3416 | 2097 | 1319 | 232·90 | 270·37 | 190·86 |

It is doubtful in matters relating to *sickness* and *accident* whether the Census method of collecting information can be strictly relied upon, as in cases of slight temporary complaints it is possible that many fail to be returned. Nevertheless, such considerations should not affect comparisons with former periods when, it is presumed, similar motives would operate in producing similar results. Judging the matter in this way it is evident, from the following tabular contrast between the Censuses of 1881 and 1891, that, upon the whole, the latter year was much more free relatively from all causes of infirmity.

Comparative Sickness and Infirmary at Census Periods 1881 and 1891, in Tasmania.

| Nature of Infirmary. | 1881. | 1891. |
|---|--------|--------|
| | One in | One in |
| Sick | 66 | 125 |
| Accident | 514 | 965 |
| Deaf and Dumb | 1837 | 2717 |
| Blind | 625 | 889 |
| Insane | 334 | 383 |
| Idiotic | 1522 | 3185 |
| Total of above group | 44 | 74 |
| Epileptic | ... | 3968 |
| Crippled, Deformed, and other Infirmities | ... | 104 |
| Grand Total..... | ... | 43 |

It is evident from the above contrast that the relative number of cases of infirmity had fallen wonderfully in the interval of the two Censuses.

Relative Proportion suffering from Sickness and Accident at particular Age Periods, 1881 and 1891.

The following abstract is confined to the proportional number of cases of sickness and accident in the respective populations of 1881 and 1891, at principal Age Periods:—

| Age Period. | Per 10,000 Persons living. | | | |
|----------------|----------------------------|--------|-----------|-------|
| | Sickness. | | Accident. | |
| | 1881. | 1891. | 1881. | 1891. |
| 0-15 | 54·20 | 27·37 | 7·03 | 2·62 |
| 15-30 | 92·04 | 68·14 | 14·44 | 11·23 |
| 30-50 | 156·06 | 90·78 | 18·42 | 14·23 |
| 50-70 | 401·00 | 175·58 | 55·26 | 24·99 |
| 70 and over | 962·76 | 511·15 | 90·83 | 32·83 |
| All ages | 151·33 | 80·02 | 19·44 | 10·41 |

To realise more perfectly the effect of Sickness and Infirmary alone in the two Censuses from an economic point of view, we may consider the loss of effective power among the Breadwinners of the community by the enforced curtailment of the average 313 working days of the year due to sickness and accident. Thus, in 1891 there were 686 cases of sickness and accident among 61,411 Breadwinners. Assuming that the number of cases on Census day gives a fair average for all other days of the year, we have here a loss equal to 1·07 per cent. of full effective power, and representing a loss of 3·51 working days per Breadwinner per year. If we now take the total population and spread the sickness and accident over the whole year of 365 days, we may indicate for the whole population for years 1881 and 1891 the number of days represented as if absorbed from a healthy state by sickness and accident; thus :—

Equivalent in Time absorbed by Sickness and Accident in Tasmania, 1881-1891.

| | Days. |
|----------------|-------|
| Year 1881..... | 5·34 |
| Year 1891..... | 2·83 |

The result for 1891 is very small as compared with the former period, and with other countries. Either the particular week of the Census of 1891 was unusually favourable to health, or a larger number than usual failed to record the true health condition upon the Census Schedule. At any rate, the too favourable result suggests some doubt as to the accuracy of the returns.* These considerations equally apply to some of the other Colonies, as indicated by the following comparative table :—

Equivalent of Time absorbed by Sickness and Accident in other Countries.

| | Days. |
|-----------------------------|-------|
| Tasmania, 1881 | 5·34 |
| " 1891 | 2·83 |
| West Australia, 1891 | 2·23 |
| New Zealand, 1891 | 2·63 |
| Queensland, 1891 | 2·96 |
| South Australia, 1891 | 4·49 |
| Victoria, 1891 | 4·67 |

Comparisons with various Countries in respect of other kinds of Infirmary, per 10,000 Persons living.

| | Deaf and Dumb. | Blind. | Insane. | Idiotic. | Epileptic. | Paralytic. |
|----------------------------------|----------------|--------|---------|----------|------------|------------|
| Tasmania, 1891..... | 3·68 | 11·25 | 26·11 | 3·14 | 2·52 | 10·64 |
| Victoria, 1891 | 3·19 | 8·72 | 33·05 | 3·11 | 3·68 | ... |
| New South Wales, 1891 ... | ... | ... | ... | ... | ... | ... |
| Queensland, 1891 | ... | ... | ... | ... | ... | ... |
| South Australia, 1891 | 6·51 | 6·83 | 23·63 | 2·28 | 3·97 | 8·27 |
| Western Australia, 1891... | 2·21 | 10·85 | 25·92 | 3·62 | ... | ... |
| New Zealand, 1891 | 2·48 | 4·10 | 26·89 | 1·91 | 3·47 | 7·00 |
| England ^a | 5·04 | 8·78 | 32·00 | ... | ... | ... |
| Scotland ^a | 6·33 | 8·62 | 32·00 | ... | ... | ... |
| Ireland ^a | 10·28 | 11·72 | 37·00 | ... | ... | ... |
| France ^a | 6·03 | 8·38 | 25·00 | ... | ... | ... |
| Germany ^a | 7·70 | 8·50 | 24·00 | ... | ... | ... |
| United States ^a | 4·80 | 9·75 | 33·00 | ... | ... | ... |

^a Taken from latest results according to Mulhall.

It will be seen from the above comparisons that Tasmania compares favourably with the various countries under the various kinds of infirmity, with the single exception of Blindness, Ireland alone showing a larger proportion. It must be borne in mind, however, that 90 out of the 165, or 54·54 per cent. of the cases in Tasmania, are in respect of ages 65 and over; and as Tasmania has a much larger proportion of persons at this age-period than the other Colonies, the increased proportion for all ages is due rather to this cause than to racial or geographical influence. This seems to be corroborated by the fact that the proportion of blindness in all ages under 65 years only represents 5·38 per 10,000 persons, or less than half the proportion for all ages.

Proportion of Infirmary among Males and Females in Urban and Rural Districts of Tasmania, 1891, per 10,000 Persons living.

| Nature of Infirmary. | URBAN. | | RURAL. | | THE COLONY. | |
|------------------------|--------|----------|--------|----------|-------------|----------|
| | Males. | Females. | Males. | Females. | Males. | Females. |
| Sick | 162·77 | 116·27 | 56·98 | 54·51 | 84·97 | 73·80 |
| Accident | 22·42 | 5·10 | 15·08 | 1·89 | 17·02 | 2·89 |
| Deaf and Dumb | 3·41 | 2·78 | 3·51 | 4·42 | 3·48 | 3·91 |
| Deaf only | 14·62 | 15·75 | 16·48 | 14·94 | 15·99 | 15·19 |
| Blind | 16·57 | 9·73 | 11·05 | 9·89 | 12·51 | 9·84 |
| Insane† | 16·57 | 1·85 | 29·81 | 36·83 | 26·30 | 25·90 |
| Idiotic† | 1·95 | 4·63 | 2·28 | 4·00 | 2·19 | 4·20 |
| Epileptic† | 1·46 | 2·32 | 3·16 | 2·31 | 2·71 | 2·31 |
| Paralytic | 13·65 | 9·73 | 11·05 | 9·26 | 11·73 | 9·41 |
| Crippled | 7·31 | 3·24 | 10·52 | 3·37 | 9·67 | 3·33 |
| Lost a Limb | 9·75 | 1·39 | 11·57 | 1·26 | 11·09 | 1·30 |
| Lost sight of one eye | 22·42 | 11·58 | 30·86 | 9·26 | 28·62 | 9·99 |
| Other infirmities..... | 54·10 | 31·50 | 40·50 | 27·57 | 44·10 | 28·80 |
| All infirmities..... | 347·00 | 215·85 | 242·83 | 179·50 | 270·37 | 190·86 |

* This view is borne out by the returns for the year, in Tasmania, in respect of Friendly Societies, where the loss from Sickness, &c. represented 67,781 days among 10,096 members (say, Age-period, males, 20-65) equivalent to a loss over all of 6·71 days per year. The loss based upon Census returns for same age-group, males, only represents 4·22 days, or 37·10 per cent. lower.

† The reason why the greater proportion appears in Rural Districts in these cases is due to the circumstance that the principal Insane Asylum for the Colony is situated in a Rural District (New Norfolk).

Upon the whole it would appear that the proportion of various infirmities among males is 41·65 per cent. greater than among the less exposed females: and the liability to infirmity appears to be 30·67 per cent. greater in Urban than in Rural Districts. Deaf-muteism and Idiocy are the only infirmities in which females show a higher proportion than males.

SECTION X.

OCCUPATIONS OF THE PEOPLE.

Perhaps there is no subject of such vital importance at the present day as that which concerns itself with the organization of Industry, as revealed by the figures relating to the Occupations of the People: few take into consideration that there are natural laws in operation which as surely determine the numbers required in any country for particular kinds of employment as do the laws which locally determine the periods and relative heights of the diurnal tides, kinds of service or occupations, and the numbers of hands therein within a complete circle of interchange, are strictly determined by the average common wants. The wants which demand the greater expenditure of human energy must absorb the greater proportion of persons requiring employment, without regard to capacities, attainments, or personal desires; and so far as the mass of human beings are concerned there is, broadly speaking, no choice.

The great wants—food, clothing, and shelter—are by far the greater factors in the determination of the aggregate numbers that must be employed in particular classes of occupations if the wants are to be reasonably satisfied; the same three great wants also determine the necessary amount and proportions of capital, machinery, and land, together with the numbers and proportions of labourers for each kind of occupation, which, directly or indirectly, is utilised in the satisfaction of the said three great wants.

The numbers at present absorbed in creating luxurious satisfactions, although important numerically, are insignificant in comparison with the numbers absolutely required to supply the minimum of the great wants—food, clothing, and shelter; and hence it follows that no social advancement by means of the higher education of the people can do more than ameliorate existing conditions. It cannot alter the relative numbers engaged in the various branches, excepting those cases where improved producing agencies, such as steam, electricity, and other mechanical aids, are substituted for manual labour in the more toilsome occupations, thus liberating or rendering available a larger proportion of human labour for increasing the general supply of the more luxurious satisfactions now confined to the few, or for curtailing the long hours of toilsome labour at present necessary to produce in sufficiency the common necessities of life. It is not absolutely necessary, however, that the great classes of occupations of any one place or country, say agricultural and industrial occupations, should preserve the world's strict average proportions to each other, so far as the particular place or country is concerned, so long as they are free to make necessary exchanges with other places or countries which supply the complement of the full circle of necessary wants, or for disposing or making good local surpluses and deficiencies. Nevertheless, a country confined to the production of its own satisfaction, or what is the same, the world as a whole, must preserve the strict average proportion and quantity of labour and auxiliary aids in the production of satisfactions for the three great wants—food, clothing, and shelter—which are the mainsprings of all human activities.

The local conditions of the particular place, however, determine to a great extent the proportions of the several classes of industry. Manufactures, not so much affected by limit of space, are most economically produced within a small area as in towns and populous centres, where the transfer of partly completed products and of labour from one branch to another can be effected with the least expenditure of time and labour, thus lessening the disadvantageous effects of distance between the producer and consumer. It is clear, therefore, that within each great circle of exchange the conditions of the locality, such as climate, soil, minerals, area of land more or less suitable for different forms of industry, determine for each place the proportions of persons that may be locally employed in different classes of occupation; and these proportions in any one place are sufficiently steady to enable us to gauge to what extent particular industries may be increased without producing that state of congestion of the particular field of labour, which, from such considerations, may as readily be induced in a thinly populated colony as in a crowded centre of population. It is clear, therefore, if the occupations of large bodies of immigrants into a colony do not correspond to the standard of the local proportion of

the division of labour, difficulties are sure to arise in the local labour market, not because in such thinly populated lands there is no room for more hands, but because the *direction* in which the applicants have been trained, or in which they desire to be employed, is out of harmony with the natural or local proportions of those branches of industry which experience has shown can alone be carried on with success. These observations equally apply to the training of the young within the Colony in harmony with the direction and proportion in which their services in the future can be utilised. The different proportions of the various divisions of labour which different places or countries can maintain, is sufficiently indicated by showing what is the average differences in the composition of the breadwinners of a community accordingly as we take an Urban or Rural District of a Colony like Tasmania, or an average of a populous manufacturing country like the United Kingdom. Thus, among 100 breadwinners, the following shows the average proportion of the great divisions of labour in the United Kingdom, Victoria, and Tasmania, and also the average composition of a typical Rural and Urban District in the latter Colony. The world's average, embracing a complete circle of exchange, is placed alongside for comparison.

Average per-centage Proportion of different Classes of Breadwinners.

| Class. | Tasmania, 1891. | | The Colony. | Victoria. | Approximate. United Kingdom, 1881—Total. | Approximate mean of Europe, India, and America— Total. |
|--|--------------------|--------------------|-------------|-----------|--|---|
| | Urban District. | Rural District. | | | | |
| 1. Primary Producers— | | | | | | |
| Agricultural and Pastoral... | 2·62 | 41·39 | 30·10 | 19·79 | 16·2 | 51·55 |
| Mineral..... | 0·93 | 8·70 | 6·49 | 5·31 | 4·1 | ... |
| Other Primary Producers... | 0·30 | 2·39 | 1·79 | | | |
| <i>Total Primary Producers ...</i> | 3·85 | 52·48 | 38·38 | 25·10 | 20·3 | 51·55 |
| 2. Modifiers and Manufacturers of Materials | 36·71 | 21·55 | 26·08 | 33·83 | 46·9 | 29·55 |
| 3. Distributors of Materials— | | | | | | |
| Dealers, &c. | 29·55 | 9·87 | 15·62 | 19·93 | 12·4 | 5·11 |
| Carriers, &c. | | | | | | |
| 4. Domestic Service..... | 17·09 | 9·25 | 11·69 | 11·54 | 15·6 | 6·67 |
| 5. Professional Service | 10·27 | 5·27 | 6·38 | 6·00 | 3·3 | 3·56 |
| 6. Undefined Services..... | 2·53 | 1·58 | 1·85 | 3·60 | 1·5 | 3·56 |
| TOTAL | 100·00 | 100·00 | 100·00 | 100·00 | 100·0 | 100·00 |

The importance of such considerations sufficiently justifies all means taken to acquire accurate knowledge concerning the local laws which determine the allocation of the workers of the people to the different classes of employment, and such considerations also demand that all information so obtained should be based upon the most perfect form of classification, so that all the important relationships may be truly determined.

Classification of Occupations.

The method of classification of Occupations in the last two Censuses of the British Possessions, although of considerable value, has many serious defects. It was originally devised by the late Dr. Farr, C.B., F.R.S., of England, for use in the United Kingdom. The deviser of this classification endeavoured to frame the groups and combinations as far as possible according to *the materials on which people worked*. So far as minor groups or combinations are concerned this method was fairly successful, but as regards the principal classes of workers it could not form a guiding principle; for it is obvious that all classes of workers must often be related to the self-same materials, and separation into principal Classes could not possibly be based successfully upon this method. It is not surprising, therefore, that Dr. Farr's classification should present many defects and anomalies. For example, Class II.—Domestic, and Class VI.—Indefinite and Non-productive, hopelessly mixed up Breadwinners and Dependants. Similarly, Primary Producers, Distributors, and Manufacturers were indifferently mixed together under three very distinct classes—viz., Commercial, Class III.; Agricultural and Pastoral, Class IV.; and Industrial, Class V. It is apparent that the lack of any clearly recognised principle for determining the limits of the great Classes themselves led the original Classifier into great perplexities, for we find *Fishermen, Veterinary Surgeon, and Farrier* grouped under Class *Agricultural and Pastoral*; *Chimney-sweep* grouped under workers in *Coal*; and the *Miner, Quarryman*, and other *Primary Producers* are found classed together with a moiety of the *Dealers*, along with *Nightsoilmen, Artisans, and Manufacturers*.

Economists for many years have loudly proclaimed these defects, and their influence at the beginning of the year 1890 (February and March) secured the appointment of a Special Committee to enquire into certain questions connected with the taking of the Census in the United Kingdom.

One of the principal persons examined by the Committee (A. Marshall, Professor of Political Economy in the University of Cambridge) thus spoke of the defects of the previous Census enquiry in England :—“With regard to every other important class of economic Statistics published by the English Government, I am proud of my country. In the matter of Industrial Statistics I am compelled to go so far as to say that I cannot look at them without shame, and that I have never heard any economist say that we have a body of Industrial Statistics which could be looked at by any Englishman without a feeling of shame.” Among other defects he elsewhere affirms, “the range of English Industrial Statistics is so narrow; secondly, the Statistics published do not explain themselves. The Occupation Census is a series of conundrums. . . . If one reads the newspapers, particularly those that circulate among the masses of the people; if one reads statements as to the condition of the working classes in England in foreign treatises, based to some extent upon newspaper reports, one finds that disproportionate importance is often attached to facts relating to classes of the community which one knows really to be very small; but how small they are we cannot tell: the Census does not give us the requisite information. It seems to me that the first aim of the classification of an Industrial Census should be to group together, as far as possible, those homogeneous industrial groups of people who have skill of about the same kind and degree, who are of the same social status, who are able to act together in industrial and social questions, and who are fitted for being the subject of generalisations of importance in economic and social studies. There is no attempt in the existing Census (1881) to bring out the existence of any such classes of people.”

Prior to this enquiry, however, the representative Statisticians of Australasia were called together to confer upon all such matters. The whole of the members of the Australasian Conference were so thoroughly impressed with the defects of the whole system of classification of Occupations, that some of their number who had taken a more active interest in this particular subject, were deputed by the Conference to draw up an elaborate and systematic scheme of Classification of Occupations embodying the principles already agreed upon, which, with slight amendments, eventually received the unanimous approval of the Members of the Conference, who resolved to adopt it in the tabulation of the Census of 1891.

The amended Classification is divided into seven principal classes. The first six embrace all independent *Breadwinners*; the seventh, or last class, embracing all *Dependants*. The three important classes related to *Materials* are kept separate by regard to the relationship which their *differing services* bear to the materials which pass through their hands. Thus, Primary Producers of Raw Materials directly acquired by labour from natural sources, bring naturally into one class (Class V.) those engaged in Agriculture, Grazing, Fishing, Hunting, and Mining. Transporters, Dealers or Distributors, who effect no material change in Producers' materials, come naturally together in Class Commercial (Class III.); while all skilled and unskilled modifiers or constructors of materials in a similar way come naturally together in Class Industrial (Class V.)

The Domestic Class (Class II.) no longer includes wives and others engaged at home in domestic duties for which no remuneration is paid, nor dependent relatives or children.

The Professional Class (Class I.) only includes those ministering to Religion, Charity, Education, Art, Science, and Amusement, and those connected with the General and Local Government, and in Defence, Law, and Protection. All persons employed by the General and Local Government, whose occupations are properly related to the Producing, Commercial, and Industrial Groups, are classed with the latter, as it is obvious the main value of such classification is to ascertain *how employed*, and not *by whom employed*. The exact extent of the Government Service can be easily obtained by reference to the Civil List, and by direct reference to local governmental centres throughout the country.

Additional information regarding *Ages* of Persons employed, and also as regards *Grade*, (whether employer, employed on own account, relative assisting without receiving an express remuneration for services, wage-earners), was also provided for, as such information, lacking in former Censuses, was of the greatest value. Information regarding the numbers unemployed during the week preceding the Census was also obtained at the same time.

The following Summary conveys a sufficiently comprehensive idea of the principles and plan of the improved mode of Classification of Occupations as drawn up and finally adopted by the Conference.

Table defining the Principles of the Method adopted in the Classification of Occupations, in accordance with the uniform Scheme agreed upon by the Conference of Statists held in Hobart in March, 1890; and showing the number of Persons, Males, and Females, employed or belonging to the principal Groups of Business, Calling, or Service, or belonging to the principal Divisions of Dependants, arranged systematically under Classes, Sub-orders, and Sub-groups.

CLASSIFICATION OF OCCUPATIONS, 1891.—DEFINITION OF PRINCIPAL CLASSES.

Section A.—Breadwinners.

- I. PROFESSIONAL.—Embracing all persons, not otherwise classed, mainly engaged in the government and defence of the Country, and in satisfying the intellectual, moral, and social wants of its inhabitants.
- II. DOMESTIC.—Embracing all persons engaged in the supply of board and lodging and in rendering personal services for which remuneration is usually paid.
- III. COMMERCIAL.—Embracing all persons directly connected with the hire, sale, transfer, distribution, storage, and security of property and materials, and with the transport of persons or goods, or engaged in effecting communication.
- IV. INDUSTRIAL.—Embracing all persons not otherwise classed, who are principally engaged in various works of utility, or in specialities connected with the manufacture, construction, modification, or alteration of materials so as to render them more available for the various uses of man, but excluding, as far as possible, all who are mainly or solely in the service of commercial interchange.
- V. AGRICULTURAL, PASTORAL, MINERAL, AND OTHER PRIMARY PRODUCERS.—Embracing all persons mainly engaged in the cultivation or original acquisition of food products, and in obtaining other raw materials direct from natural sources.
- VI. INDEFINITE.—Embracing all persons who derive incomes from services rendered, but the direction of which services cannot be exactly determined.

Section B.—Dependants : Non-Breadwinners.

- VII. DEPENDANTS.—Embracing all persons dependent upon relatives or natural guardians, including wives, children, and relatives not otherwise engaged in pursuits for which remuneration is paid; and all persons depending upon private charity, or whose support is a burthen on the public revenue.

The leading principle in the above classification of Occupation is the entire separation of services expressly rendered for commercial or exchange value (*Breadwinners*) from the services of love or duty rendered within the domestic circle, as between the wife, husband, and other related members of a family. For social and economic reasons it is necessary to regard the latter as Dependants, with whom are also grouped helpless children and all other persons depending for support upon relatives or upon the public generally.

The six classes of Breadwinners and single class of Dependants are further divided into 24 Orders, and as shown in Table XVIII., p. 97. The Orders are again divided into 109 Sub-orders and about 595 Sub-groups, as in Tables XIV. to XX. Those who wish to study the numbers, ages, grades and class of a particular kind of craft or occupation, such as Tailor, Blacksmith, Carpenter, are referred to Table XXI., where information regarding each specific occupation is arranged in alphabetical order. Should the enquirer desire to know the numbers engaged in carrying on a particular branch of industry, such as Distiller or Brewers, the index in the classification column to the left of Table XXI. will guide to the position of the group or business in Tables XIV. to XX., where all the alliances will be found conveniently grouped together. For the purposes of this Report the 61,411 Breadwinners forming Class I. to VI., and the 85,256 Dependants, forming Class VII., are arranged and summarised according to their Classes and Orders, as in the following Table :—

CENSUS OF TASMANIA, 1891.

DISTRIBUTION OF OCCUPATIONS UNDER TWENTY-FOUR ORDERS.

Table showing, numerically and centesimally, Persons, Males, and Females living in Tasmania belonging to Twenty-four Orders of Occupations, arranged under their respective Divisions and Classes.

| Occupations. | | | Numerical. | | | Centesimal. | | |
|--|----------------------------|--|------------|--------|----------|-------------|--------|----------|
| | | | Persons. | Males. | Females. | Persons. | Males. | Females. |
| DIVISIONS. | | | | | | | | |
| All Classes | | | 146,667 | 77,560 | 69,107 | 100·00 | 100·00 | 100·00 |
| Breadwinners (Classes I. to VI.) | | | 61,411 | 48,833 | 12,578 | 41·87 | 62·96 | 18·20 |
| Dependants (Class VII.) | | | 85,256 | 28,727 | 56,529 | 58·13 | 37·04 | 81·80 |
| <i>Nature of Services.</i> | | | | | | | | |
| <i>Classes.</i> | | | | | | | | |
| Personal and Immaterial | I. Professional | | 3918 | 2715 | 1203 | 2·67 | 3·50 | 1·74 |
| | II. Domestic | | 7180 | 1429 | 5751 | 4·90 | 1·84 | 8·32 |
| Distributors of Materials | III. Commercial | | 9593 | 8242 | 1351 | 6·54 | 10·63 | 1·96 |
| Modifiers of Materials | IV. Industrial | | 16,016 | 14,194 | 1822 | 10·92 | 18·30 | 2·64 |
| Primary Producers of Materials | V. Primary Producers | | 23,568 | 21,686 | 1882 | 16·07 | 27·96 | 2·72 |
| Indefinite | VI. Indefinite | | 1136 | 567 | 569 | ·77 | ·73 | ·82 |
| Dependants | VII. Dependants | | 85,256 | 28,727 | 56,529 | 58·13 | 37·04 | 81·80 |
| Class. | Order. | ORDER. | | | | | | |
| | | <i>Services, Personal and Immaterial.</i> | | | | | | |
| | | Persons not otherwise classed, engaged in or ministering to— | | | | | | |
| I. | 1 | Government, Law, Defence, and Protection | 1056 | 1050 | 6 | ·72 | 1·35 | ·01 |
| | 2 | Religion, Charity, Health, Education, Science, and Amusement | 2862 | 1665 | 1197 | 1·95 | 2·15 | 1·73 |
| II. | 3 | Board and Lodging and Personal Service | 7180 | 1429 | 5751 | 4·90 | 1·84 | 8·32 |
| | | <i>Distributors of Materials.</i> | | | | | | |
| III. | 4 | Property and Finance | 1662 | 1147 | 515 | 1·13 | 1·48 | ·75 |
| | | Traders and Dealers in— | | | | | | |
| | 5 | Art and Mechanic Productions, various | 276 | 240 | 36 | ·19 | ·31 | ·05 |
| | 6 | Textile Fabrics, Dress, and Fibrous Materials ... | 587 | 467 | 120 | ·40 | ·60 | ·17 |
| | 7 | Food, Drink, Narcotics, and Stimulants | 1277 | 1091 | 186 | ·87 | 1·41 | ·27 |
| | 8 | Animals, and Animal and Vegetable Substances.. | 124 | 124 | ... | ·08 | ·16 | ... |
| | 9 | Minerals mainly used for Fuel and Light | 196 | 195 | 1 | ·13 | ·25 | ... |
| | 10 | Other Minerals | 168 | 155 | 13 | ·12 | ·21 | ·02 |
| | 11 | General Dealers, Speculators in Chance Events, and other undefined Mercantile Pursuits | 2032 | 1762 | 270 | 1·39 | 2·27 | ·39 |
| | 12-13 | Storage, Transport, and Communication | 3271 | 3061 | 210 | 2·23 | 3·94 | ·31 |
| | | <i>Modifiers, Manufacturers of Materials.</i> | | | | | | |
| | | Workers in— | | | | | | |
| IV. | 14 | Art, Mechanic Productions, various | 1564 | 1528 | 36 | 1·07 | 1·97 | ·05 |
| | 15 | Textile Fabrics, Dress, and Fibrous Materials ... | 2803 | 1127 | 1676 | 1·91 | 1·45 | 2·43 |
| | 16 | Foods, Drinks, Narcotics, and Stimulants | 815 | 754 | 61 | ·55 | ·97 | ·09 |
| | 17 | Animal and Vegetable Substances | 788 | 781 | 7 | ·54 | 1·01 | ·01 |
| | 18 | Metals and Minerals | 1490 | 1488 | 2 | 1·02 | 1·92 | ·00 |
| | 19 | Construction and Repair of Buildings, Roads, Railways, Canals, Docks, Earthworks, &c. | 5166 | 5166 | ... | 3·52 | 6·66 | ... |
| | 20 | Industrial Workers imperfectly defined | 3390 | 3350 | 40 | 2·31 | 4·32 | ·06 |
| | | <i>Primary Producers of Materials.</i> | | | | | | |
| V. | 21 | Agricultural, Pastoral, Mineral, and other Primary Producers | 23,568 | 21,686 | 1882 | ... | ... | ... |
| | | Workers in— | | | | | | |
| | 21a | Agricultural Pursuits | 16,031 | 14,584 | 1447 | 10·93 | 18·80 | 2·09 |
| | " b | Pastoral Pursuits | 2447 | 2040 | 407 | 1·67 | 2·63 | ·59 |
| | " c | Mines and Minerals | 3988 | 3987 | 1 | 2·72 | 5·14 | ·00 |
| | " d | Other Primary Producers | 1102 | 1075 | 27 | ·75 | 1·39 | ·04 |
| | | <i>Indefinite.</i> | | | | | | |
| VI. | 22 | Indefinite occupations | 1136 | 567 | 569 | ·77 | ·73 | ·82 |
| | | <i>Dependants.</i> | | | | | | |
| VII. | 23 | Wives, Children, and Relatives dependent upon Natural Guardians | 83,463 | 27,603 | 55,860 | 56·91 | 35·59 | 80·83 |
| | 24 | Other Dependants upon the State or upon Public or Private Support | 1793 | 1124 | 669 | 1·22 | 1·45 | ·97 |

REPORT.

lv

So far as the principal division into Breadwinners and Dependants are concerned, the above analysis shows the following proportion, viz:—

One Breadwinner to every 1·39 Dependants (persons.)
 One Male Breadwinner to every 0·59 Dependants (males.)
 One Female Breadwinner to every 4·49 Dependants (females.)

Order of Importance as regards the principal groups relative to Total Population.

The following summary shows, in respect of Persons, Males, and Females, the order of importance as regards the proportion which each class bears to the Total Population:—

Percentage Proportion to Total Population.

| Persons. | | | Males. | | | Females. | | |
|--|---------------|--|--|---------------|--|--|---------------|--|
| 1. Dependants | 58·13 | | 1. Dependants | 37·04 | | 1. Dependants | 81·80 | |
| 2. Primary Producers | 16·07 | | 2. Primary Producers | 27·96 | | 2. Personal Services (do- mestic) | 8·32 | |
| 3. Modifiers of Materials | 10·92 | | 3. Modifiers of Materials | 18·30 | | 3. Primary Producers | 2·72 | |
| 4. Distributors ditto | 6·54 | | 4. Distributors ditto | 10·63 | | 4. Modifiers of Materials | 2·64 | |
| 5. Personal Services (do- mestic) | 4·90 | | 5. Professional Services | 3·50 | | 5. Distributors ditto | 1·96 | |
| 6. Professional Services | 2·67 | | 6. Personal Services (do- mestic) | 1·84 | | 6. Professional Services | 1·74 | |
| 7. Indefinite Service | 0·77 | | 7. Indefinite | 0·73 | | 7. Indefinite | 0·82 | |
| | <u>100·00</u> | | | <u>100·00</u> | | | <u>100·00</u> | |

Breadwinners.

Occupations of Breadwinners, however, are the main consideration from an economic point of view, and therefore it is of advantage to consider this group by itself, as shown in the following table, where the percentage proportion of each class and principal sub-class is given relative to total Breadwinners:—

BREADWINNERS—NUMBERS AND PROPORTIONS—CLASSES AND SUB-CLASSES, 1891.

Table showing, in respect of the Total of all Classes and of Breadwinners, the Numbers and Proportions per cent. of Persons, Males, and Females belonging to the different Divisions, Classes, and Sub-Classes of Occupations, according to the new classification adopted in Census of 1891.

| Class. | Sub-Class. | Occupations. | Numerical. | | | Centesimal Proportion. | | | | | |
|---|------------|--|------------|--------|----------|-----------------------------|--------|----------|------------------------------|--------|----------|
| | | | Persons. | Males. | Females. | In relation to all Classes. | | | In relation to Breadwinners. | | |
| | | | | | | Persons. | Males. | Females. | Persons. | Males. | Females. |
| I. II. III. A B C D IV. V. A B C D VI. VII. | | DIVISIONS. | | | | | | | | | |
| | | All Classes | 146,667 | 77,560 | 69,107 | 100·00 | 100·00 | 100·00 | 238·83 | 158·83 | 549·43 |
| | | Breadwinners (I. – VI.) | 61,411 | 48,833 | 12,578 | 41·87 | 62·96 | 18·20 | 100·00 | 100·00 | 100·00 |
| | | Dependants (VII.) | 85,256 | 28,727 | 56,529 | 58·13 | 37·04 | 81·80 | 138·83 | 58·83 | 449·43 |
| | | CLASSES. | | | | | | | | | |
| | | Professional | 3918 | 2715 | 1203 | 2·67 | 3·50 | 1·74 | 6·38 | 5·56 | 9·56 |
| | | Domestic | 7180 | 1429 | 5751 | 4·90 | 1·84 | 8·32 | 11·69 | 2·93 | 45·72 |
| | | Commercial | 9593 | 8242 | 1351 | 6·54 | 10·63 | 1·96 | 15·62 | 16·87 | 10·74 |
| | | Property and Finance | 1662 | 1147 | 515 | 1·13 | 1·48 | ·74 | 2·71 | 2·35 | 4·09 |
| | | Trade | 4660 | 4034 | 626 | 3·18 | 5·20 | ·91 | 7·59 | 8·26 | 4·98 |
| | | Storage | 4 | 4 | ... | ... | ·00 | ·01 | ... | ... | ·00 |
| | | Transport and Communication | 3267 | 3057 | 210 | 2·23 | 3·94 | ·30 | 5·32 | 6·26 | 1·67 |
| | | Industrial | 16,016 | 14,194 | 1822 | 10·92 | 18·30 | 2·64 | 26·08 | 29·07 | 14·49 |
| | | Agricultural, Pastoral, Mineral, and other Primary Producers... | 23,568 | 21,686 | 1882 | 16·07 | 27·96 | 2·72 | 38·38 | 44·41 | 14·96 |
| | | Agricultural | 16,031 | 14,584 | 1447 | 10·93 | 18·80 | 2·09 | 26·11 | 29·87 | 11·50 |
| | | Pastoral | 2447 | 2040 | 407 | 1·67 | 2·63 | ·59 | 3·99 | 4·18 | 3·24 |
| | | Mineral | 3983 | 3987 | 1 | 2·72 | 5·14 | ·00 | 6·49 | 8·16 | ·00 |
| | | Other Primary Producers..... | 1102 | 1075 | 27 | 0·75 | 1·39 | ·04 | 1·79 | 2·20 | ·21 |
| | | Indefinite | 1136 | 567 | 569 | 0·77 | ·73 | ·82 | 1·85 | 1·16 | 4·52 |
| | | Dependants | 85,256 | 28,727 | 56,529 | 58·13 | 37·04 | 81·80 | 138·83 | 58·84 | 449·43 |

In the preceding table we have at a glance the relative importance of each class and sub-class of the Breadwinners of the community. The composition at once shows that the dominant industries are, as in all young colonies, Agricultural and Pastoral. This is made more manifest by arranging each class in its order of importance, beginning with the highest; thus:—

CENSUS OF TASMANIA, 1891.

Relative Numerical Importance of all Classes of Breadwinners in Tasmania.

| PERSONS. | | Per cent. |
|----------------------------------|-------|-----------|
| 1. Primary Producers— | | |
| Agricultural and Pastoral..... | 30.10 | |
| Mineral..... | 6.49 | |
| Other Primary Producers..... | 1.79 | |
| | <hr/> | 38.38 |
| 2. Industrial (Modifiers)..... | ... | 26.08 |
| 3. Commercial— | | |
| Trade..... | 7.59 | |
| Transport and Communication..... | 5.32 | |
| Property and Finance..... | 2.71 | |
| | <hr/> | 15.62 |
| 4. Domestic services..... | ... | 11.69 |
| 5. Professional..... | ... | 6.38 |
| 6. Indefinite..... | ... | 1.85 |
| | <hr/> | 100.00 |
| | <hr/> | |
| MALES. | | Per cent. |
| 1. Primary Producers— | | |
| Agricultural and Pastoral.... | 34.05 | |
| Mineral..... | 8.16 | |
| Other Primary Producers.... | 2.20 | |
| | <hr/> | 44.41 |
| 2. Industrial (Modifiers)..... | ... | 29.07 |
| 3. Commercial— | | |
| Trade..... | 8.26 | |
| Transport and Communication | 6.26 | |
| Property and Finance..... | 2.35 | |
| | <hr/> | 16.87 |
| 4. Professional services..... | ... | 5.56 |
| 5. Domestic services..... | ... | 2.93 |
| 6. Indefinite..... | ... | 1.16 |
| | <hr/> | 100.00 |
| | <hr/> | |
| FEMALES. | | Per cent. |
| 1. Domestic services..... | ... | 45.73 |
| 2. Primary Producers— | | |
| Agricultural and Pastoral.... | 14.74 | |
| Other Primary Producers.... | 0.22 | |
| Mineral..... | ... | |
| | <hr/> | 14.96 |
| 3. Industrial..... | ... | 14.49 |
| 4. Commercial— | | |
| Trade..... | 4.96 | |
| Property and Finance..... | 4.09 | |
| Transport and Communication | 1.67 | |
| | <hr/> | 10.74 |
| 5. Professional..... | ... | 9.56 |
| 6. Indefinite..... | ... | 4.52 |
| | <hr/> | 100.00 |
| | <hr/> | |

It is important to observe the great distinction between the employment of Males and Females. The normal relationship of the division of services in the community in Tasmania at present demands that out of every 100 Male Breadwinners, 44 must devote themselves to Agricultural, Pastoral, and Mineral pursuits; 29 to Industrial pursuits; 17 to Transport and Commercial pursuits; and 10 to all other occupations.

Out of every 100 Female Breadwinners, 46 must devote themselves to Personal and Domestic services; 15 to Agricultural and Pastoral pursuits; 14 to Industrial pursuits; 11 to Commercial pursuits; and 14 to all other occupations.

So long as the primary industries dominate locally, it would appear that these proportions cannot suffer much disturbance without producing disastrous results in some branches of industry; and as these proportions are independent of such considerations as the general sparseness or density of the population, it is evident that fresh accessions of labourers, whether from within (the rising generation) or without (immigrants), must be prepared to seek employment in numbers harmonising with the local natural conditions which determine the proportional numbers of the great divisions of services, and which have already been referred to in the introductory remarks regarding Occupations of the People.

Although these figures indicate the general law for the Colony as a whole, the proportions in Rural and Urban Districts respectively vary with the locally dominant industries of the place, the former approximating to the proportions obtaining in large centres of population like England and Scotland, where manufacturing industries dominate; the latter approximating to the world's average, in which Agricultural and Pastoral Industries dominate, and absorb on the average nearly the half of all kinds of labour.

The following table shows the varying proportions of each of the principal Classes of Breadwinners in the Urban and Rural Districts of Tasmania, with which are given for purposes of comparison the corresponding proportions in other Australasian Colonies, together with those for England, Scotland, and Ireland:—

REPORT.

lvii

OCCUPATIONS OF THE PEOPLE—DISTRIBUTION BY ELECTORAL DISTRICTS—BREADWINNERS—CENTESIMAL PROPORTION, 1891.

Table showing the Percentage Proportion of Breadwinners (Persons) living in the Colony, in Urban Districts, in Rural Districts as a whole, and in each Electoral District, distinguishing the various Classes and principal Sub-classes.

| Districts. | Breadwinners (Persons). | | | | | | | | | | |
|------------------------|-------------------------|------------------------|---------------------|------------------------|-----------------------|-----------------------------|---------------|-----------|---------------------|--------------------------|-----------------------|
| | All Breadwinners. | Class I. Professional. | Class II. Domestic. | Class III. Commercial. | Class IV. Industrial. | Class V. Primary Producers. | | | | | Class VI. Indefinite. |
| | | | | | | All Primary Producers. | Agricultural. | Pastoral. | Mines and Minerals. | Other Primary Producers. | |
| The whole Colony | 100·00 | 6·38 | 11·69 | 15·62 | 26·08 | 38·38 | 26·11 | 3·99 | 6·49 | 1·79 | 1·85 |
| City of Hobart | 100·00 | 10·27 | 17·09 | 29·55 | 36·71 | 3·85 | 1·97 | 0·65 | 0·93 | 0·30 | 2·53 |
| City of Launceston ... | | 7·27 | 18·27 | 29·33 | 37·32 | 5·40 | 2·76 | 0·61 | 1·61 | 0·42 | 2·42 |
| Rural Districts | | 5·27 | 9·25 | 9·87 | 21·55 | 52·48 | 36·01 | 5·38 | 8·70 | 2·39 | 1·58 |
| Brighton | 100·00 | 4·04 | 9·85 | 7·87 | 21·55 | 55·77 | 48·69 | 2·69 | ·35 | 4·04 | ·92 |
| Campbell Town | | 7·17 | 17·71 | 12·90 | 20·98 | 38·79 | 20·26 | 12·17 | ·55 | 5·81 | 2·45 |
| Cressy | | 2·03 | 9·96 | 4·17 | 10·67 | 71·75 | 60·98 | 8·23 | ·10 | 2·44 | 1·42 |
| Cumberland | | 4·46 | 7·19 | 10·08 | 31·37 | 45·68 | 9·13 | 4·44 | 28·80 | 3·31 | 1·22 |
| Devon, East | | 5·33 | 8·36 | 10·51 | 23·79 | 50·22 | 41·94 | 3·73 | 3·71 | ·84 | 1·79 |
| Devon, West | | 4·78 | 8·44 | 8·77 | 22·78 | 52·99 | 44·80 | 4·74 | 1·87 | 1·58 | 2·24 |
| Deloraine | | 4·09 | 7·10 | 5·26 | 15·52 | 65·11 | 57·08 | 6·08 | ·34 | 1·61 | 2·92 |
| Evandale | | 4·00 | 13·24 | 10·58 | 25·55 | 45·14 | 36·44 | 6·50 | 1·18 | 1·02 | 1·49 |
| Fingal | | 4·52 | 9·05 | 9·85 | 16·54 | 58·48 | 25·26 | 5·80 | 26·53 | ·89 | 1·56 |
| Franklin | | 4·43 | 5·86 | 9·68 | 28·00 | 51·20 | 36·48 | 7·13 | 1·43 | 6·16 | ·83 |
| George Town | | 5·35 | 9·26 | 13·65 | 21·55 | 49·55 | 19·79 | 3·83 | 22·82 | 3·11 | ·64 |
| Glamorgan | | 5·66 | 11·73 | 6·21 | 19·86 | 53·51 | 44·00 | 5·93 | ·41 | 3·17 | 3·03 |
| Glenorchy | | 11·33 | 15·37 | 18·73 | 23·57 | 29·04 | 25·96 | 2·34 | ·53 | ·21 | 1·91 |
| Kingborough | | 6·16 | 9·67 | 12·56 | 19·21 | 50·17 | 42·93 | 3·83 | ·59 | 2·82 | 2·23 |
| Longford | | 5·32 | 16·37 | 15·63 | 22·09 | 39·36 | 33·88 | 3·76 | ·41 | 1·31 | 1·23 |
| New Norfolk | | 6·28 | 8·66 | 5·41 | 14·68 | 62·97 | 59·45 | 2·71 | ·38 | ·43 | 2·00 |
| Oatlands | | 4·46 | 11·99 | 8·18 | 20·26 | 54·70 | 40·60 | 7·78 | ·49 | 5·83 | ·41 |
| Richmond | | 4·25 | 9·98 | 7·51 | 22·92 | 52·47 | 45·05 | 4·25 | 1·19 | 1·98 | 2·87 |
| Ringarooma | | 3·70 | 6·24 | 8·42 | 14·21 | 66·85 | 16·62 | 9·85 | 35·88 | 4·50 | ·58 |
| Selby | | 5·07 | 7·74 | 14·08 | 19·94 | 51·90 | 37·35 | 7·94 | 4·34 | 2·27 | 1·27 |
| Sorell | | 9·25 | 9·14 | 8·91 | 18·34 | 52·85 | 44·00 | 5·24 | ·47 | 3·14 | 1·51 |
| Wellington | | 5·01 | 7·70 | 9·25 | 26·19 | 51·01 | 29·40 | 5·79 | 13·73 | 2·09 | ·84 |
| Westbury | | 4·08 | 6·92 | 6·12 | 16·79 | 64·05 | 57·83 | 5·69 | ·05 | ·48 | 2·04 |

PERCENTAGE PROPORTION OF BREADWINNERS IN VARIOUS COUNTRIES COMPARED.

| | | | | | | | | | | | |
|--|--------|------|-------|-------|-------|-------|-------|------|------|------|------|
| Tasmania1891 | 100·00 | 6·38 | 11·69 | 15·62 | 26·08 | 38·38 | 26·11 | 3·99 | 6·49 | 1·79 | 1·85 |
| New South Wales .. | | 6·64 | 12·56 | 18·92 | 30·31 | 29·33 | 14·74 | 6·91 | 6·58 | 1·09 | 2·24 |
| Victoria | | 6·00 | 11·54 | 19·93 | 33·83 | 25·10 | 16·70 | 3·09 | ... | ... | 3·60 |
| Queensland | | 5·83 | 11·34 | 17·40 | 26·26 | 37·84 | 22·25 | 7·08 | 6·46 | 2·05 | 1·33 |
| South Australia... .. | | ... | ... | ... | ... | ... | ... | ... | ... | ... | ... |
| West Australia... .. | | 5·96 | 10·78 | 20·23 | 25·72 | 35·26 | 18·31 | 7·56 | 5·08 | 4·31 | 2·05 |
| New Zealand | | 6·26 | 9·86 | 17·09 | 27·90 | 35·82 | 23·36 | 3·78 | 6·70 | 1·98 | 3·07 |
| England & Wales 1881 | | 5·6 | 15·7 | 13·4 | 44·2 | 16·6 | 11·5 | ... | 4·8 | 0·3 | 4·5 |
| Scotland | | 4·2 | 11·1 | 12·7 | 46·7 | 21·1 | 14·2 | ... | 5·0 | 1·9 | 4·2 |
| Ireland | | 5·0 | 18·0 | 7·0 | 25·1 | 42·0 | 41·1 | ... | 0·4 | 0·5 | 2·9 |
| Estimated average of 15 great countries* | | 3·0 | 6·8 | 5·2 | 30·1 | 52·50 | 52·50 | | | | 2·4 |

* Based upon results obtained from 15 great countries, forming a fairly close approach to a complete circuit of commercial exchange, and embracing a population of over 433 millions.

The proportions of the various classes of Industry differ very widely with each place and country, but in a complete circle of exchange it is estimated that nearly half of all breadwinners must be occupied in the production of primary materials or raw products from the land. Wherever the primary producers are much below the world's average, it indicates that the local supply of some of the necessary raw products is deficient, and must be made good mainly by exchange of local manufactured products, as in the case of England, or as in the exchanges between urban and rural districts generally.

Occupations in Tasmania in Years 1881 and 1891.

The defective classification of Occupations in 1881 does not admit of strict comparison in all divisions with the improved method adopted in 1891; more especially in regard to the sub-groups marked by an asterisk (*) under Classes Commercial and Industrial in the following Table.

In the former Census no attempt was made to separate Dealers and others mainly engaged in the distribution of materials, from those mainly engaged in the manufacture or modification of materials, and hence comparisons between the sub-divisions of these groups, excepting the divisions relating to transport and communication, are of little value. In all other classes, however, the comparisons are approximately correct.

In the first column of Table IV., p. 178, the figures correspond with the table as arranged in previous Census (1881). Since it was printed off, however, it has been discovered that a certain number of *Dependants* in Public Institutions in 1881 (1436) were distributed among the classes to which they had formerly belonged, instead of in the group "Public Burden." This has been corrected in the summary which follows these observations:—

OCCUPATIONS OF THE PEOPLE IN THE YEARS 1881 AND 1891.

Table showing as far as the different methods of classification will permit the Numbers and Proportions under the various Divisions; also showing the numerical and percental Increase or Decrease in the Decade.

Persons.

| <i>Divisions.</i> | Numerical. | | Centesimal. | | Increase or Decrease, (—). | |
|--|------------|---------|-------------|--------|-------------------------------|-----------|
| | 1881. | 1891. | 1881. | 1891. | Numerical. | Per Cent. |
| All Classes | 115,705 | 146,667 | 100·00 | 100·00 | 30,962 | 26·76 |
| Breadwinners | 50,071 | 61,411 | 43·28 | 41·87 | 11,340 | 22·65 |
| Dependants | 65,634 | 85,256 | 56·72 | 58·13 | 19,622 | 29·90 |
| <i>Classes.</i> | | | | | | |
| Professional | 2546 | 3918 | 2·20 | 2·67 | 1372 | 53·89 |
| Domestic | 4856 | 7180 | 4·20 | 4·89 | 2324 | 47·86 |
| Commercial— | | | | | | |
| *Mercantile Persons, General Dealers (part) | 1777 | 3698 | 1·54 | 2·52 | 1921 | 108·10 |
| Transport Communication— | | | | | | |
| Railways | 263 | 686 | ·23 | ·47 | 423 | 160·80 |
| Roads | 873 | 576 | ·75 | ·39 | — 297 | — 34·02 |
| Seas and Rivers | 969 | 1572 | ·84 | 1·07 | 603 | 62·23 |
| Postal | 64 | 240 | ·06 | ·16 | 176 | 275·00 |
| Telegraph, Telephone | 72 | 193 | ·06 | ·14 | 121 | 168·10 |
| <i>Total Transport, &c.</i> | 2241 | 3267 | 1·94 | 2·23 | 1026 | 45·78 |
| <i>Total Commercial</i> | 4018 | 6965 | 3·48 | 4·75 | 2947 | 73·34 |
| *Industrial, including Dealers in part | 14,996 | 18,644 | 12·96 | 12·71 | 3648 | 24·33 |
| Primary Producers— | | | | | | |
| Agricultural | 17,699 | 16,031 | 15·30 | 10·93 | — 1668 | — 9·42 |
| Pastoral | 860 | 2447 | ·74 | 1·67 | 1587 | 184·53 |
| Mineral | 3164 | 3988 | 2·73 | 2·72 | 824 | 26·04 |
| Other Primary Producers | 462 | 1102 | ·40 | ·75 | 640 | 138·50 |
| <i>Total Primary Producers</i> | 22,185 | 23,568 | 19·17 | 16·07 | 1383 | 6·23 |
| Indefinite | 1470 | 1136 | 1·27 | ·78 | — 334 | — 22·72 |
| Dependants— | | | | | | |
| Wives, Children, Relatives | 42,362 | 57,103 | 36·61 | 38·93 | 14,741 | 34·80 |
| Scholars, Students | 21,215 | 26,360 | 18·33 | 17·97 | 5145 | 24·45 |
| Public Burden | 2057 | 1793 | 1·78 | 1·23 | — 264 | — 12·83 |
| <i>Total Dependants</i> | 65,634 | 85,256 | 56·72 | 58·13 | 19,622 | 29·90 |

From the above table it would appear that, while the general order of relative importance of the various classes has not been disturbed since the last Census was taken, it is evident that some of the classes have tended to increase their proportion in relation to the whole, while others

show not merely a proportional, but also a positive decrease. The following table shows the principal groups in the order of the highest proportional increase and the lowest proportional decrease, as compared with 1881 :—

| | Percentage Proportion. | | Increase. | |
|---|------------------------|--------|-----------------|-----------|
| | 1881. | 1891. | Actual. | Per cent. |
| Above Average Increase. | | | | |
| 1. Postal Services..... | ·06 | ·16 | 176 | 275·00 |
| 2. Pastoral Services..... | ·74 | 1·67 | 1587 | 184·53 |
| 3. Telegraph Services..... | ·06 | ·14 | 121 | 168·10 |
| 4. Railway Services..... | ·23 | ·47 | 423 | 160·80 |
| 5. Other Primary Producers..... | ·40 | ·75 | 640 | 138·50 |
| 6. Mercantile Persons, General Dealers (part) | 1·54 | 2·52 | 1921 | 108·10 |
| 7. Engaged on Seas and Rivers..... | ·84 | 1·07 | 603 | 62·23 |
| 8. Professional Services..... | 2·20 | 2·67 | 1372 | 53·89 |
| 9. Domestic Services..... | 4·20 | 4·89 | 2324 | 47·86 |
| 10. Wives, Children, Relatives..... | 36·61 | 38·93 | 14,741 | 34·80 |
| Below Average Increase. | | | | |
| 11. Engaged in Minerals..... | 2·73 | 2·72 | 824 | 26·04 |
| 12. Scholars, Students..... | 18·33 | 17·97 | 5145 | 24·45 |
| 13. Industrial Services, including part Dealers | 12·96 | 12·71 | 3648 | 24·33 |
| Decrease. | | | | |
| 14. Engaged in Agriculture..... | 15·30 | 10·93 | 1668 | 9·42 |
| 15. Public Burden..... | 1·78 | 1·23 | 264 | 12·83 |
| 16. Indefinite Services..... | 1·27 | ·78 | 334 | 22·72 |
| 17. Engaged on Roads..... | ·75 | ·39 | 297 | 34·02 |
| Total or Mean of All..... | 100·00 | 100·00 | Increase 30,962 | 26·76 |

It is of much interest to observe that the greatest proportional increase and greatest decrease should both belong to branches of service connected with Transport and Communication. Thus, while services connected with Post, Telegraph, and Railways are among the highest in relative increase, the service upon Roads shows the greatest relative decrease of all divisions whatsoever. The introduction of Railways sufficiently accounts for this change, as it is but natural to expect that the great lines of transport formerly occupied by the road carrier should now mainly be invaded by the more economic railway service.

Occupations related to the Land.

Perhaps, however, the increase of 184·53 per cent. in Pastoral services, and the decrease of 9·42 per cent. in Agricultural services, invite our greatest attention, as these services together represent the chief foundation of the whole of the industrial fabric of the Colony. It is evident that local causes have been in operation specially favouring the development of pastoral pursuits, and it is also equally evident that such causes have militated against the further development of agriculture.

Progress of Agriculture.

It does not follow, however, that the decrease of 9·42 per cent. of the hands employed in agricultural pursuits is altogether a fair indication of a corresponding decline in the industry itself; for there have been other important economic conditions in operation over the whole civilized world tending to reduce the number of hands engaged upon the land, while at the same time affecting a larger return of products absolutely and relatively.

One of the principal causes which have operated in retarding the progress of agriculture in Australia, as well as in Tasmania, is that the land already under crop in Australasia more than suffices for the home supply, and the expansion of the surplus designed for the distant market of the United Kingdom is checked by the gradually falling prices in that market, which is open to the keen competition of the closer producing centres of America and Russia, not to mention the produce of India, created by a class of agriculturists whose standard of living or wages enables them to undersell the producer of Australasia, crippled as he is not merely by the immense obstacle of distance, but also by the much higher standard of living fortunately enjoyed by the agricultural labourer in these Colonies. Another important influence in lessening the number of hands directly engaged in agriculture is the wonderful improvement in labour-saving machinery that has taken place during the last decade, enabling the farmer to till the land more effectively than formerly with fewer hands.

This is evident by comparing the produce, acreage in crop, and number of hands employed in agriculture in the two last Census years in Tasmania, as in the following summary :—

| | 1881. | 1891. | Increase per cent. | Decrease per cent. |
|--|---------|-----------|--------------------|--------------------|
| Acreage in Crop.....acres | 148,494 | 168,121 | 13·22 | — |
| Produce, estimated value...£ | 837,043 | 1,258,307 | 50·32 | — |
| Hands employed.....No. | 17,699 | 16,031 | — | 9·54 |
| Hands employed per 100 acres in Crop.....No. | 11·92 | 9·53 | — | 20·05 |
| Produce per hand.....£ | 47·29 | 78·49 | 65·98 | — |

CENSUS OF TASMANIA, 1891.

Here it is shown that in 1891, notwithstanding the absolute decrease of 9·54 per cent. in the hands employed, the acreage cultivated was 13·22 per cent. above 1881; and although a portion of the increased value is, no doubt, due to seasonal influence, it is significant that the results were greatly superior in the latter year, while the number of hands per 100 acres were 20·05 per cent less.

The same results are also discernible in most of the neighbouring Colonies, as in the following Table, showing that the causes are general and not local.

Agriculture in Australasian Colonies in the Years 1881 and 1891.

| | | 1881. | 1891. | Per-centage Increase or Decrease. | |
|--|-----------|-----------|-----------|-----------------------------------|-----------|
| | | | | Increase. | Decrease. |
| Land in Crop— | | | | | |
| Tasmania..... | Acres No. | 148,494 | 168,121 | 13·22 | ... |
| New South Wales | " | 645,068 | 846,383 | 31·21 | ... |
| Victoria | " | 1,821,719 | 2,687,575 | 47·52 | ... |
| Queensland | " | 126,229 | 242,629 | 92·22 | ... |
| South Australia | " | 2,613,903 | 2,533,291 | ... | 3·08 |
| Western Australia | " | 53,353 | 64,209 | 20·34 | ... |
| New Zealand | " | 1,319,460 | 1,395,542 | 5·77 | ... |
| Australasia | " | 6,728,226 | 7,937,750 | 17·97 | ... |
| Seven Colonies | " | 4,114,323 | 5,404,459 | 31·36 | ... |
| Agricultural Hands— | | | | | |
| Tasmania | No. | 17,699 | 16,031 | ... | 9·54 |
| New South Wales..... | " | 89,682 | 68,563 | ... | 23·55 |
| Victoria | " | 108,919 | 82,482 | ... | 24·27 |
| Queensland | " | 22,004 | 39,980 | 81·69 | ... |
| South Australia | " | 30,330 | ... | ... | ... |
| Western Australia | " | 3336 | 4542 | 36·15 | ... |
| New Zealand | " | 42,722 | 59,058 | 38·24 | ... |
| Australasia..... | " | 314,692 | ... | ... | ... |
| Six Colonies | " | 284,362 | 270,656 | ... | 4·82 |
| Agricultural Hands only per 100 Acres in crop— | | | | | |
| Tasmania | No. | 11·92 | 9·53 | ... | 20·05 |
| New South Wales..... | " | 13·90 | 8·10 | ... | 41·72 |
| Victoria | " | 5·98 | 3·07 | ... | 48·66 |
| Queensland | " | 17·38 | 16·48 | ... | 5·18 |
| South Australia..... | " | 11·62 | ... | ... | ... |
| Western Australia..... | " | 6·25 | 7·07 | 13·12 | ... |
| New Zealand..... | " | 3·24 | 4·23 | 30·55 | ... |
| Australasia..... | " | 4·68 | ... | ... | ... |
| Six Colonies | " | 6·91 | 5·01 | ... | 27·50 |

Thus, although the six Colonies since 1881 show a decline of 4·82 per cent. in the number of hands employed in agriculture, the acreage cultivated by the smaller number was 31·36 per cent. above the acreage of 1881, that is, each 100 acres was effectively cultivated by 27·50 per cent. less hands.

The curtailment of the former proportions of agricultural lands in these Colonies as a whole, however, is now mainly determined by competition for the limited demand of a foreign market, and by improvements in modes of culture and in labour-saving machinery. In the United Kingdom, however, the curtailment of former proportions is far more intense: for whereas in Tasmania (which is a fair type of other Australasian Colonies) the agricultural and pastoral hands decreased absolutely only 0·44 per cent., and proportionally to all other workers the decline was from 37·06 per cent. to 30·10 per cent., in England and Wales the absolute decline between 1851 and 1881 was as much as 23·80 per cent., and the proportion in relation to all workers fell from 20·90 per cent. to 11·50 per cent. But this remarkable curtailment, in a country whose population nevertheless increased by about 8 millions in the same period, was also affected by a *third* cause, viz., *limits of land surface available for cultivation*. The diversion of further increase from rural to urban employments, though thus rendered inevitable, has proved to be of the utmost advantage to workers as a whole. Referring to this change, one of our ablest economists and statisticians, Mr. Charles Booth,* observes: "A new class, connected with the application of science to agriculture has sprung into being, and its increasing numbers point to a change in system, involving improvements, rather than neglect of any kind, as a cause of the decrease in the agricultural population"; and again he states: "We may feel dissatisfied

* Booth—On Occupations of the People, pp. 326, 327. (Journal Stat. Soc., June, 1886.)

economically if it should prove that less energy finds useful employment on the land than formerly, or the soil produces less, or if improvements in these respects does not equal our expectations, or we may regret that we have ceased to be an agricultural community; but it is quite differently that this subject is usually approached. It seems to be assumed by many that the reduction in the proportion of those who live by agriculture, as compared with those who live by other means, is not only an absolute evil, but necessarily the result of an economic error of some kind, and our land system is made responsible. The absorption of surplus agricultural population in other industries is denounced, and the owners of land are described as driving the agricultural population from the soil to the detriment of the workmen in the towns. Such views I regard as mistaken and misleading. To an agricultural community fixed to a limited extent of soil, increasing numbers (apart from great changes in the objects and methods of cultivation, which are not now in question) means increasing poverty and hardship; and to the absorption of any surplus into other trades we largely owe the present contentment and prosperity of rural England. The limits of other forms of industry in respect of growing numbers are less clearly marked, and we have here no evidence to show that those limits have been reached in England." Elsewhere he proceeds to state that "this change has been accompanied by an enormous increase in the total population, so that, altogether, support has been found during this period in other ways than tilling the soil for a new population of $8\frac{1}{2}$ million souls. In this immense figure those who have failed to obtain subsistence from agriculture are completely swallowed up."

These observations are of the greatest import; and although the limit of space barrier does not as yet affect these Colonies, it deserves further consideration.

Limits of Land Surface available for Cultivation.

In the densely-populated areas of the United Kingdom and other European countries the further progress of agriculture and employment on the land, as already observed, is opposed by a barrier which, fortunately, cannot affect the Australasian Colonies for centuries to come, viz. limitation of land surface available for cultivation. It is true that only about 62 per cent. of the whole area of the United Kingdom is at present brought under cultivation for agricultural and pastoral purposes, the remaining 38 per cent. being either occupied or absorbed by cities, towns, forests, lakes and largely by mountainous or barren wastes, which the labour of man could not profitably cultivate for local markets in the face of the world's competition necessarily open to her consumers under free trade. But even if the whole of the remainder were miraculously rendered available under present advantageous conditions of free interchange with foreign countries in food and other raw products, the whole limit of its land surface could only absorb about 1,625,000 workers in addition to the present 2,560,000 hands now requisite to cultivate the land.* The existing natural increase averages over 1000 per day (0·89 per cent. per annum in the last 30 years), and if fresh workers corresponding to the natural increase were in future wholly transferred to occupations on the land, instead of being, as at present, almost wholly absorbed in manufacturing and industrial pursuits, the whole of the surface of the United Kingdom would be stocked with the full complement of all that would be necessary to so employ in less than five years (4·70 years). After that the limits of space would utterly bar further occupation in that direction, and the fresh breadwinners, arising from natural increase, would then have to confine themselves mainly, as at present, to those branches of local industry which the barrier of space limit does not directly repress—viz., industrial and manufacturing pursuits. This is the true economic explanation of the so-called drift from rural to urban centres in densely populated countries.

That the causes which have operated in diminishing the number of agricultural labourers in the United Kingdom between the years 1840 and 1887, and which have mainly determined the continuous drift of surplus rural labour towards urban districts, have been beneficial to the people as a whole and not injurious, can be satisfactorily demonstrated by reference to the following facts, arranged in tabular form, showing the changed conditions between the two periods; thus—

* It is computed that in England the effective cultivation of the land generally only requires 5·38 hands per 100 acres in ordinary cultivation.

| | 1840. | 1887. | Percentage Increase or Decrease since 1840. | |
|---|---------|-----------|---|-----------|
| | | | Increase. | Decrease. |
| Total Population Millions, No. | 26·71 | 37·08 | 38·86 | |
| Agricultural Hands " | 3·40 | 2·56 | ... | 24·70 |
| Other Occupations " | 7·96 | 14·16 | 77·89 | |
| Total Acreage under all forms of cultivation Million Acres | 43·80 | 47·88 | 9·19 | |
| Total Acreage in crop " | 22·00 | 21·00 | ... | 4·55 |
| Agricultural Capital per Hand..... £ | 579 | 893 | 54·23 | |
| Agricultural Products per Hand " | 65 | 97 | 49·23 | |
| Agricultural Hands per 100 acres crop No. | 15·45 | 12·19 | ... | 21·10 |
| Ditto Ditto in total cultivation..... " | 7·76 | 5·35 | ... | 31·06 |
| Wheat Consumption per head..... lbs. | 255 | 354 | 38·82 | |
| Meat ditto ditto " | 87 | 109 | 25·29 | |
| Price of Wheat per ton £ | 16·60 | 8·15 | ... | 50·90 |
| " Barley £ | 9·10 | 6·35 | ... | 30·22 |
| " Oats £ | 6·45 | 4·10 | ... | 36·44 |
| National Income Million £ | 490 | 1084 | 121·20 | |
| Capital Wealth " £ | 4100 | 9400 | 129·30 | |
| Paupers per 1000 Persons No. | 57·40 | 25·80 | ... | 55·05 |
| Horse-power or steam used as a motive power in various industries as an auxiliary to human muscular force No. | 600,000 | 9,200,000 | 1433·00 | |

The significance of the contrasts presented in the preceding table is at once apparent ; for, if on the one hand we perceive a decline of 24·70 per cent. in the hands employed in Agriculture, and a diminution of area in crop to the extent of 4·55 per cent. on the other, we perceive that they are more than compensated by the expansion in all other occupations to the extent of 77·89 per cent., and by an increase in the total population equal to 38·86 per cent. The capital wealth of the country has increased by 129·30 per cent., and the steam force employed as an auxiliary to man's labour has multiplied the original power more than fifteen-fold, or 1543 per cent.* When we realise that the additional 8,600,000 horse-power of steam employed in transport and in other industrial directions represents the added manual force of 103 millions of workmen, or fully six times the present number of Breadwinners in the United Kingdom, need we be surprised to find that the effective power of the agricultural labourer has been increased 49·23 per cent., and that fewer hands, therefore, are now required to cultivate each 100 acres cultivated. Ought we not to expect, also, as we do find it to be, that the new facilities must have immensely cheapened transport and production, and that the United Kingdom is now even better enabled to employ, feed, and clothe 37 millions of persons than in 1841, when there were 10 million persons less to employ, feed, and clothe.

Taking all these matters into consideration, it seems to me to be difficult to arrive at any other conclusion regarding migration from rural to urban centres than that it is the result of natural laws, over which legislation, however well intended, can exert but little or no influence whatever. In so far as the lot of the existing agricultural labourer is concerned, it is possible that wise legislation might do something to improve it ; but that legislation can increase the field of occupation of the agricultural labourer in the United Kingdom, and so arrest the drift of rural population to other countries and to urban districts, is an utter impossibility.

Curtailement of the proportion of Labourers on the Land caused by improvements in the effective power of the Producers not disadvantageous.

If we view all these matters broadly from an economic and social point of view, the gradual shrinkage of the proportion of the division of labour now necessarily engaged in producing the primary essentials of life from the land should not be regarded as a matter to be deplored. On the contrary, it should be regarded with feelings of hope and satisfaction, and as a sign of advancing civilization and well-being. Nearly all the effective energies and aids of man are at present almost wholly absorbed in producing the barest necessities of life for the people. A very small portion of this effective force, under present conditions, can be liberated for the production of the higher comforts and luxuries, and hence the latter are produced in insufficient quantity for all. The existing defect, therefore, is not so much defective distribution as insufficient production. As a natural consequence such higher comforts and luxuries, not to mention greater ease and leisure, must be the possession of a few only. Now it is logically evident that if food, clothing, and the bare necessities of life could be miraculously produced without the agency of a single agricultural labourer, mankind would be enriched, not im-

* Had this enormous force been employed more in the direction of producing, instead of being engaged necessarily in overcoming the obstacle of distance lying between producer and consumer, the benefit to mankind would have been much greater.

verished; for there would then be so much more labour force available* for the creation of the higher comforts and satisfactions in such cheapness and abundance that all men might possess them in a degree now only possible to a very few rich individuals. Similarly, if a like result is being approached through the discoveries which man is continually making, whereby the inanimate forces of nature are more and more employed in multiplying the effective productive force of labour, we may look forward to a time when, by natural means, a like happy result may be realised. But this result is impossible so long as it is absolutely necessary to devote more than half of all our available labour force to the production of bare necessities from the land. To endeavour, therefore, to place more labourers on the land than at present is requisite to produce raw products in sufficient abundance for all, if properly distributed, as proposed by some, would be an economic blunder, wasting our already too feeble forces in a wrong direction, and, indeed, reversing the direction in which human progress has already made a grand advance.

The logic of this mode of reasoning is made more evident by the following simple illustration, showing that only by the multiplication of the *effective force*—not *numbers* of breadwinners—can we ever hope to *raise* the mass of men into a state of a higher standard of equality, wherein all, in a great measure, may possess such reasonable enjoyment of leisure, comfort, and luxury as now, perforce, is confined to the few.

Illustration showing the effects which might be accomplished by a Threefold multiplication of man's effective producing force.

| I. <i>Assumed state of distribution of labourers and results prior to multiplication of the effective power.</i> | | | | | | II. <i>Assumed state of distribution of the same number of labourers and results after a three-fold multiplication of effective producing power.</i> | | | | | |
|---|---------------|----------------------|-------------------------------------|------------------------------------|---------------------------------|---|----------------------|-------------------------------------|------------------------------------|---------------------------------|----------------------------|
| Devoted to production of | No. of Hands. | Day's effort, hours. | Value of effective producing force. | Measure of satisfactions produced. | | No. of Hands. | Day's effort, hours. | Value of effective producing force. | Measure of satisfactions produced. | | Increase of satisfactions. |
| | | | | Total. | Proportion to each Breadwinner. | | | | Total. | Proportion to each Breadwinner. | |
| Food | 50 | 10 | 10 | 5000 | 50 | 33·33 | 6 | 30 | 6000 | 60 | 1·20 fold |
| Other necessities | 48 | 10 | 10 | 4800 | 48 | 33·33 | 6 | 30 | 6000 | 60 | 1·25 fold |
| Reasonable comforts and luxuries | 2 | 10 | 10 | 200 | 2 | 33·33 | 6 | 30 | 6000 | 60 | 30 fold |
| ALL | 100 | 10 | 10 | 10,000 | .. | 100·00 | 6 | 30 | 18,000 | 180 | 1·80 fold |

Here it has been attempted to show that by the State I. the minimum of production of the necessities of life demanded 98 per cent. of the effective labour force, and the consumption of 41·66 per cent. of his whole time, while only 2 per cent. of available effective force could be spared for the creation of reasonable comforts and luxuries.

By the State II., wherein the effective force is assumed to be trebled, we see that not only is the day's effort per man reduced 60 per cent. and the satisfaction per head increased—in food, 1·20 fold; other necessities, 1·25 fold; reasonable comforts and luxuries, 30 fold; all satisfactions, 1·80 fold,—but we have the proportion of labour-force engaged in necessities of life reduced 31·97 per cent., thereby enabling an addition of 1566 per cent. to labour devoted to the production of reasonable comforts and luxuries, without augmenting the totality of consumers in any degree.

These illustrations confirm the view of economists in regarding all curtailment of labour engaged in the production of the necessities of life as an advance towards our coveted ideal state when brought about by an increase in the effective power of the labourer caused by the increase of auxiliary forces of nature.

Grades of Occupations.

In the last Census Schedule a column was inserted for the first time for the purpose of ascertaining the grades of all workers, such as employer, engaged on own account, and wage-earner. Further particulars of the latter were also obtained, separately distinguishing the number unemployed during the week preceding Census-day, and the number of Relatives assisting employer in business or work whose services were not necessarily rewarded in expressly stated wages. The following is a summary of the information so obtained in respect of all Breadwinners as heretofore defined:—

* This assumes a questionable matter, viz., that the motives for equal expenditure of energy would remain as before.

CENSUS OF TASMANIA, 1891.

Grades of Breadwinners in Tasmania, 1891.

| | No. | Per cent. to Total specified. |
|--|--------|-------------------------------|
| Employers..... | 5590 | 9·12 |
| Engaged on own account..... | 10,609 | 17·30 |
| Wage-earners— | | |
| Ordinary at work..... | 38,031 | 62·03 |
| Ditto unemployed | 1560 | 2·54 |
| Relatives assisting employer in his business | 5524 | 9·01 |
| Total wage-earners..... | 45,115 | 73·58 |
| Total specified | 61,314 | 100·00 |
| Unspecified | 97 | |

Employers.

The classes in which the Employers showed the largest proportion was that devoted to Pastoral pursuits, the lowest proportion—excepting Indefinite, for obvious reasons—was among Mineral producers. The following shows the order of the classes and sub-classes in relation to the percentage proportion of employers, beginning with the highest :—

Percentage Proportion of Employers to Breadwinners in each Class.

| | Per cent. |
|-----------------------------------|-----------|
| 1. Pastoral Producers | 20·74 |
| 2. Trade | 14·99 |
| 3. Agricultural Producers | 14·13 |
| 4. Property and Finance | 9·45 |
| 5. Industrial | 7·77 |
| 6. Professional | 5·77 |
| 7. Transport, Communication | 4·80 |
| 8. Other Primary Producers | 3·54 |
| 9. Domestic Services..... | 3·46 |
| 10. Mineral Producers | 1·83 |
| 11. Indefinite | 1·61 |

Engaged on own account.

The highest proportion of this group is in Class Property and Finance, and the lowest in Class Transport and Communication; thus :—

Percentage Proportion of those engaged on own account to Breadwinners in each Class.

| | Per cent. |
|--------------------------------------|-----------|
| 1. Property and Finance | 64·81 |
| 2. Indefinite..... | 64·71 |
| 3. Pastoral Producers | 27·46 |
| 4. Other Primary Producers..... | 23·59 |
| 5. Trade (Commercial) | 22·64 |
| 6. Agricultural Producers..... | 20·70 |
| 7. Mineral Producers..... | 15·96 |
| 8. Professional | 11·21 |
| 9. Industrial..... | 10·93 |
| 10. Domestic | 7·62 |
| 11. Transport and Communication..... | 6·97 |

Wage-earners.

The highest proportion of this group is in Domestic Service and in Transport and Communication, the lowest in Property and Finance; thus :—

Percentage Proportion of those engaged as Wage-earners to Breadwinners in each Class.

| | Per cent. |
|-------------------------------------|-----------|
| 1. Domestic Service | 88·82 |
| 2. Transport and Communication..... | 88·23 |
| 3. Professional | 83·02 |
| 4. Mineral Producers..... | 82·21 |
| 5. Industrial | 81·30 |
| 6. Other Primary Producers | 72·87 |
| 7. Agricultural Producers..... | 65·17 |
| 8. Trade | 62·37 |
| 9. Pastoral Producers..... | 60·70 |
| 10. Indefinite..... | 33·68 |
| 11. Property and Finance | 25·74 |

REPORT.

lxv

Unemployed.

The total number of Unemployed recorded was 1560, or 2·54 per cent. The highest proportion of the Unemployed was in the Indefinite Class, 6·87 ; the lowest in Property and Finance, 0·18 per cent. ; thus :—

Percentage Proportion of unemployed Wage-earners to Breadwinners in each Class.

| | Per cent. |
|-------------------------------------|-----------|
| 1. Indefinite | 6·87 |
| 2. Mineral Producers..... | 4·56 |
| 3. Industrial | 4·05 |
| 4. Other Primary Producers..... | 2·36 |
| 5. Domestic Service | 2·16 |
| 6. Transport and Communication..... | 2·05 |
| 7. Professional..... | 1·86 |
| 8. Agricultural Producers..... | 1·55 |
| 9. Trade (Commerce)..... | 1·48 |
| 10. Pastoral Producers..... | 0·71 |
| 11. Property and Finance | 0·18 |

The proportion of unemployed in 1891—2·54 per cent. to all Breadwinners—is lower than in 1881, when it was 3·09 per cent. From such returns as are yet available from other Colonies it is also satisfactory that the condition is favourable to Tasmania. Thus, the percentage of unemployed breadwinners in Victoria is stated to be 4·71 per cent., and in Western Australia 4·18 per cent.

The following summary gives a more comprehensive account of the numbers and proportions of the various grades of Occupations in Tasmania at the last Census :—

OCCUPATIONS OF THE PEOPLE, 1891.—GRADES, &c.

LXI

Table showing the Numbers and Proportions per cent. of Persons living in the Colony belonging to the several Divisions, Classes, and principal Sub-Classes of Occupations, distinguishing the grades of Employer, Employed on own account, Relative assisting, and Wage-earner; also distinguishing the Unemployed and the Dependants.

| Class. | Sub-class. | Occupations. | Grade, &c.—Numerical.—(Persons.) | | | | | | | | Grade, &c.—Centesimal Proportion.—(Specified.) | | | | | | |
|---------|------------|---|----------------------------------|-----------|-------------------------|---------------------|--------------|-------------|-------------|------------|--|-----------|-------------------------|---------------------|--------------|-------------|-------------|
| | | | TOTAL. | Employer. | Engaged on own account. | Relative Assisting. | Wage-earner. | Unemployed. | Dependants. | Undefined. | TOTAL. | Employer. | Engaged on own account. | Relative Assisting. | Wage-earner. | Unemployed. | Dependants. |
| I.-VII. | | DIVISIONS. | | | | | | | | | | | | | | | |
| | | All Classes | 146,667 | 5590 | 10,609 | 5524 | 38,031 | 1560 | 85,256 | 97 | 100·00 | 3·81 | 7·24 | 3·77 | 25·95 | 1·07 | 58·16 |
| I.-VI. | | Breadwinners | 61,411 | 5590 | 10,609 | 5524 | 38,031 | 1560 | ... | 97 | 100·00 | 9·12 | 17·30 | 9·01 | 62·03 | 2·54 | ... |
| VII. | | Dependants | 85,256 | ... | ... | ... | ... | ... | 85,256 | ... | 100·00 | ... | ... | ... | ... | ... | 100·00 |
| | | CLASSES AND SUB-CLASSES. | | | | | | | | | | | | | | | |
| I. | | Professional | 3918 | 226 | 439 | 33 | 3146 | 73 | ... | 1 | ... | 5·77 | 11·21 | 0·84 | 80·32 | 1·86 | ... |
| II. | | Domestic | 7180 | 249 | 547 | 295 | 5934 | 155 | ... | ... | ... | 3·46 | 7·62 | 4·11 | 82·65 | 2·16 | ... |
| III. | | Commercial | 8593 | 1011 | 2352 | 317 | 5759 | 139 | ... | 15 | ... | 10·56 | 24·56 | 3·30 | 60·13 | 1·45 | ... |
| " | A. | Property and Finance | 1662 | 156 | 1070 | 2 | 420 | 3 | ... | 11 | ... | 9·45 | 64·81 | 0·12 | 25·44 | 0·18 | ... |
| " | B. | Trade | 4660 | 698 | 1054 | 278 | 2257 | 69 | ... | 4 | ... | 14·99 | 22·64 | 5·97 | 54·92 | 1·48 | ... |
| " | C.D. | Storage, Transport, and Communication ... | 3271 | 157 | 228 | 37 | 2782 | 67 | ... | ... | ... | 4·80 | 6·97 | 1·13 | 85·05 | 2·05 | ... |
| IV. | | Industrial | 16,016 | 1244 | 1751 | 264 | 12,104 | 648 | ... | 5 | ... | 7·77 | 10·93 | 1·65 | 75·60 | 4·05 | ... |
| V. | | Primary Producers..... | 23,568 | 2843 | 4832 | 4604 | 10,814 | 472 | ... | 3 | ... | 12·07 | 20·50 | 19·53 | 45·90 | 2·00 | ... |
| " | A. | Agricultural | 16,031 | 2265 | 3319 | 3903 | 6295 | 248 | ... | 1 | ... | 14·13 | 20·70 | 24·35 | 39·27 | 1·55 | ... |
| " | B. | Pastoral | 2447 | 466 | 617 | 604 | 744 | 16 | ... | ... | ... | 20·74 | 27·46 | 26·88 | 33·11 | 0·71 | ... |
| " | C. | Mineral | 3988 | 73 | 636 | 9 | 3086 | 182 | ... | 2 | ... | 1·83 | 15·96 | 0·23 | 77·42 | 4·56 | ... |
| " | D. | Other Primary Producers | 1102 | 39 | 260 | 88 | 689 | 26 | ... | ... | ... | 3·54 | 23·59 | 7·99 | 62·52 | 2·36 | ... |
| VI. | | Indefinite | 1136 | 17 | 688 | 11 | 274 | 73 | ... | 73 | ... | 1·61 | 64·71 | 1·03 | 25·78 | 6·87 | ... |
| VII. | | Dependants | 85,256 | ... | ... | ... | ... | ... | 85,256 | ... | ... | ... | ... | ... | ... | ... | 100·00 |
| | | On Natural Guardians | 83,463 | ... | ... | ... | ... | ... | 83,463 | ... | ... | ... | ... | ... | ... | ... | 100·00 |
| | | On the State or Public Charity..... | 1793 | ... | ... | ... | ... | ... | 1793 | ... | ... | ... | ... | ... | ... | ... | 100·00 |

CENSUS OF TASMANIA, 1891.

REPORT.

lxvii

Ages of Breadwinners, 1891.

An analysis of the ages of Breadwinners is of the greatest interest in matters concerning the employment of children in various branches of industry. The following gives the numbers and proportions under six different Age-groups in respect of all Breadwinners :—

| Age-group. | No. | Per cent. to Total specified. |
|-----------------------------|--------|-------------------------------|
| Under 5 years | — | — |
| 5 and under 15 years | 2918 | 4·80 |
| 15 and under 20 years | 9462 | 15·55 |
| 20 and under 45 years | 33,699 | 55·60 |
| 45 and under 65 years | 10,512 | 17·28 |
| 65 and over | 4244 | 6·97 |
| Total specified | 60,835 | 100·00 |
| Unspecified | 576 | |

Ages 5 and under 15 years.

The highest proportion of Children employed was in Other Primary Producers (8·81 per cent.), the lowest in Property and Finance, 0·54 per cent.) ; thus—

Proportion of Children (5 to 15) employed to Breadwinners in each Class.

| | Per cent. |
|--------------------------------------|-----------|
| 1. Other Primary Producers | 8·81 |
| 2. Domestic Service | 7·60 |
| 3. Agricultural Producers | 7·22 |
| 4. Pastoral Producers | 5·64 |
| 5. Trade | 4·12 |
| 6. Transport and Communication | 3·79 |
| 7. Industrial | 3·62 |
| 8. Mineral Producers | ·96 |
| 9. Professional | ·92 |
| 10. Indefinite | ·64 |
| 11. Property and Finance | ·54 |

Aged Persons, 65 and over.

The highest proportion of the 4244 persons aged 65 years and over was in Indefinite (30·41 per cent.), the lowest in Transport and Communication (2·57 per cent.) ; thus—

Proportion of Aged Persons (65 and over), employed to Breadwinners in each Class.

| | Per cent. |
|---------------------------------------|-----------|
| 1. Indefinite | 30·41 |
| 2. Property and Finance | 24·43 |
| 3. Pastoral Producers | 10·02 |
| 4. Agricultural Producers | 9·40 |
| 5. Other Primary Producers | 6·53 |
| 6. Trade | 5·13 |
| 7. Domestic Service | 4·71 |
| 8. Industrial | 4·66 |
| 9. Mineral Producers | 3·82 |
| 10. Professional | 3·50 |
| 11. Transport and Communication | 2·57 |

The following summary gives a more comprehensive account of the numbers and proportions of Breadwinners and Dependants under the various Age-groups :—

OCCUPATIONS OF THE PEOPLE, 1891.—AGES.

Table showing the Numbers and Proportion per cent. of Persons living in the Colony belonging to the several Divisions, Classes, and principal Sub-classes of Occupations under various Age-groups.

| Class. | Sub-class. | Occupations. | Ages—Numerical—(Persons). | | | | | | | | Ages—Centesimal Proportion—(Specified Ages.) | | | | | | |
|---------|------------|---|---------------------------|--------|--------|--------|--------|--------|--------------|--------------------|--|-------|-------|-------|-------|-------|--------------|
| | | | All Ages. | 5. | - 15. | - 20. | - 45. | - 65. | 65 and over. | Unspeci-fied Ages. | All Ages specified. | - 5. | - 15. | - 20. | - 45. | - 65. | 65 and over. |
| I.-VII. | | DIVISIONS. | | | | | | | | | | | | | | | |
| | | All Classes | 146,667 | 21,468 | 35,859 | 13,893 | 51,669 | 16,461 | 6726 | 591 | 100·00 | 14·69 | 24·55 | 9·51 | 35·38 | 11·27 | 4·60 |
| I.-VI. | | Breadwinners | 61,411 | ... | 2918 | 9462 | 33,699 | 10,512 | 4244 | 576 | 100·00 | ... | 4·80 | 15·55 | 55·60 | 17·28 | 6·97 |
| VII. | | Dependants | 85,256 | 21,468 | 32,941 | 4431 | 17,970 | 5949 | 2482 | 15 | 100·00 | 25·19 | 38·65 | 5·20 | 21·08 | 6·97 | 2·91 |
| I. | | CLASSES AND SUB-CLASSES. | | | | | | | | | | | | | | | |
| | | Professional | 3918 | ... | 36 | 403 | 2580 | 761 | 137 | 1 | | ... | ·92 | 10·29 | 65·87 | 19·42 | 3·50 |
| II. | | Domestic | 7180 | ... | 546 | 1841 | 3463 | 992 | 338 | ... | | ... | 7·60 | 25·64 | 48·23 | 13·82 | 4·71 |
| III. | | Commercial | 9593 | ... | 325 | 1102 | 5617 | 1819 | 729 | 1 | | ... | 3·39 | 11·49 | 58·56 | 18·96 | 7·60 |
| " | A. | Property and Finance | 1662 | ... | 9 | 99 | 621 | 527 | 406 | ... | | ... | ·54 | 5·96 | 37·36 | 31·71 | 24·43 |
| " | B. | Trade | 4660 | ... | 192 | 684 | 2669 | 875 | 239 | 1 | | ... | 4·12 | 14·68 | 57·29 | 18·78 | 5·13 |
| " | C.D. | Storage, Transport, and Communi- cation..... | 3271 | ... | 124 | 319 | 2327 | 417 | 84 | ... | | ... | 3·79 | 9·75 | 71·14 | 12·75 | 2·57 |
| IV. | | Industrial | 16,016 | ... | 579 | 2618 | 9832 | 2235 | 745 | 7 | 100·00 | ... | 3·62 | 16·35 | 61·41 | 13·96 | 4·66 |
| V. | | Primary Producers..... | 23,568 | ... | 1425 | 3429 | 11,843 | 4367 | 1955 | 549 | | ... | 6·19 | 14·90 | 51·45 | 18·97 | 8·49 |
| " | A. | Agricultural | 16,031 | ... | 1157 | 2672 | 7613 | 3071 | 1506 | 12 | | ... | 7·22 | 16·69 | 47·52 | 19·17 | 9·40 |
| " | B. | Pastoral | 2447 | ... | 138 | 368 | 1146 | 550 | 245 | ... | | ... | 5·64 | 15·04 | 46·83 | 22·47 | 10·02 |
| " | C. | Mineral | 3988 | ... | 33 | 215 | 2452 | 619 | 132 | 537 | | ... | ·96 | 6·22 | 71·06 | 17·94 | 3·82 |
| " | D. | Other Primary Producers | 1102 | ... | 97 | 174 | 632 | 127 | 72 | ... | | ... | 8·81 | 15·79 | 57·35 | 11·52 | 6·53 |
| VI. | | Indefinite | 1136 | ... | 7 | 69 | 364 | 338 | 340 | 18 | | ... | ·64 | 6·17 | 32·55 | 30·23 | 30·41 |
| VII. | | Dependants | 85,256 | 21,468 | 32,941 | 4431 | 17,970 | 5949 | 2482 | 15 | | 25·19 | 38·65 | 5·20 | 21·08 | 6·97 | 2·91 |
| ... | A. | On Natural Guardians | 83,463 | 21,443 | 32,728 | 4310 | 17,600 | 5651 | 1718 | 13 | | 25·70 | 39·22 | 5·16 | 21·09 | 6·77 | 2·06 |
| ... | B. | On the State or on Public Charity | 1793 | 25 | 213 | 121 | 370 | 298 | 764 | 2 | | 1·40 | 11·89 | 6·76 | 20·66 | 16·64 | 42·65 |

REPORT.

lxix

SECTION XI.

GENERAL PROGRESS SINCE 1881.

Before bringing this Report to a close, it has been thought desirable to add as a Supplement certain particulars from the General Statistics of the Colony for the years 1881 and 1891 for the purpose of marking in what degree the Colony has made progress in the intercensal period in matters lying beyond the scope of a Census—*e.g.*, Public Finance, Taxation, Trade, Production, Modes of Transport, Communication, Accumulation, &c. For this purpose the following Abstract has been compiled in a form convenient for tracing the changes which have taken place:—

General Statistical Summary for the Years 1881 and 1891, showing the difference between the two Census Years.

Area—26,215 Square Miles.

| | 1881. | 1891. | Increase since 1881. | |
|-----------------------------------|-------------|-----------|----------------------|-----------|
| | | | Absolute. | Per cent. |
| Population on 31st December | 118,113 | 152,619 | 34,506 | 29·21 |
| Ditto, mean for year | 116,438 | 148,955 | 32,517 | 27·92 |
| Revenue— | | | | |
| From Customs..... £ | 254,591 | 376,130 | 121,539 | 47·74 |
| Other Taxes..... £ | 90,133 | 126,009 | 35,876 | 39·81 |
| Total Revenue | 505,006 | 883,198 | 378,192 | 74·90 |
| General Expenditure— | | | | |
| Interest on Loans | 128,736* | 263,853 | 135,117 | 104·98 |
| Total Expenditure | 463,684 | 851,559 | 387,875 | 83·66 |
| Loans Expenditure— | | | | |
| On Railways | .. | 254,321 | .. | .. |
| Other Public Works | .. | 307,339 | .. | .. |
| Total, current year | .. | 561,661 | .. | .. |
| Public Debt on 31st December... £ | 2,815,500 † | 7,110,290 | 4,294,790 | 152·50 |
| Imports | 1,431,144 | 2,051,964 | 620,820 | 43·37 |
| Exports— | | | | |
| Wool..... £ | 498,400 | 418,460 | — 79,940 | — 16·04 |
| Gold..... £ | 211,253 | 133,013 | — 78,240 | — 37·03 |
| Silver and Silver Ore..... £ | .. | 62,138 | 62,138 | † |
| Tin | 375,775 | 293,170 | — 82,605 | — 16·66 |
| Total Home Products..... £ | 1,548,116 | 1,367,927 | — 180,199 | — 11·63 |
| Total Exports | 1,555,576 | 1,440,818 | — 114,758 | — 7·36 |
| Shipping—Total Tonnage | 383,762 | 1,044,606 | 660,844 | 172·20 |
| Railways— | | | | |
| Miles open | 168 | 425 | 257 | 153·00 |
| Train Miles | 401,773 | 941,165 | 539,392 | 134·30 |
| Cost of Construction | £ 1,619,367 | 3,282,489 | 1,663,022 | 102·68 |
| Receipts | £ 78,867 | 190,226 | 111,359 | 141·20 |
| Expenditure..... £ | 72,146 | 159,327 | 87,181 | 120·83 |
| Telegraphs— | | | | |
| Miles Poles | 795 | 2082 | 1297 | 163·16 |
| Offices | 68 | 210 | 142 | 208·83 |
| Cost of Construction | £ .. | 198,063 | .. | .. |
| Messages | 147,080 | 450,396 | 308,736 | 209·08 |
| Receipts | £ 6952 | 32,576 | 25,624 | 368·55 |
| Expenditure..... £ | 7992 | 34,950 | 26,958 | 337·30 |
| Post Office— | | | | |
| Offices | 206 | 328 | 122 | 59·22 |
| Letters and Post Cards | 2,094,148 | 5,852,381 | 2,858,233 | 95·46 |
| Newspapers and Packets | 2,237,504 | 6,682,001 | 4,444,497 | 187·12 |
| Receipts | £ 20,143 | 56,464 | 36,321 | 180·30 |
| Working Expenses | £ 29,613 | 50,277 | 20,664 | 69·78 |
| Banks—Deposits (Ordinary) ... £ | 2,600,113 | 4,073,031 | 1,473,518 | 56·67 |
| (Savings) | £ 369,278 | 554,417 | 185,139 | 50·14 |
| Property—Assessed Ann. Value... £ | 714,112 | 1,061,182 | 347,070 | 48·60 |
| Agriculture— | | | | |
| Wheat—Acres | 51,757 | 47,584 | — 4173 | — 8·07 |
| Bushels..... | 977,365 | 937,680 | — 39,685 | — 4·06 |
| Oats—Acres | 27,535 | 28,300 | 825 | 3·00 |
| Bushels..... | 783,129 | 876,573 | 93,444 | 11·93 |
| Barley—Acres | 4597 | 2650 | — 1947 | — 42·36 |
| Bushels | 102,475 | 71,686 | — 30,789 | — 30·04 |
| Potatoes—Acres | 9670 | 16,393 | 6723 | 69·54 |
| Tons | 33,565 | 63,000 | 29,435 | 87·70 |
| Hay—Acres | 34,790 | 45,445 | 10,655 | 30·63 |
| Tons | 44,957 | 67,164 | 22,207 | 49·38 |
| Land in Crop—Acres | 148,494 | 168,121 | 19,627 | 13·22 |
| Land under Cultivation—Acres.. | 374,374 | 516,930 | 142,556 | 38·08 |
| Live Stock— | | | | |
| Horses | 25,607 | 31,312 | 5705 | 22·28 |
| Cattle | 130,526 | 167,788 | 37,262 | 28·55 |
| Sheep | 1,847,479 | 1,664,118 | — 183,361 | — 9·92 |
| Pigs | 49,660 | 73,520 | 23,860 | 48·05 |

*Includes guarantee M. L. Railway.

† Includes estimated capital value of T.M.L. Railway guarantee, viz., £812,500.

‡ New industry.

— Indicates a decrease.

CONCLUDING REMARKS.

In conclusion, I desire to acknowledge that my own labours in the organisation and superintendence of all matters pertaining to Census work were made lighter than they would otherwise have been by the kind and ready co-operation of the officers of the various Departments whose assistance was necessary in carrying out special branches of Census work. Amongst these I desire to mention specially the Government Printing Office, in respect of all matters relating to printing; the Deputy Surveyor-General's Office, in respect of maps and diagrams; the Post and Telegraph Departments, for valuable aid in posting notices and promptitude in delivery of important documents or messages; to the Resident Magistrates and Wardens and to the Officers of the Territorial and Municipal Police, for invaluable aid in affording information and in advising as to the best mode for making provision for isolated districts; and to the Public Works Department, for assistance in making the necessary provision for the proper arrangement and equipment of Tabulating-room. I am also deeply indebted to my friend and predecessor, Mr. E. C. Nowell, for kindly advice and assistance generally. Nor must I omit in this place to acknowledge the never-failing courtesy of the Statisticians of the sister Colonies in supplying such information as I required for comparative or other purposes.

Finally, it gives me great pleasure to state that the permanent staff in this Office throughout the whole process of the onerous work accepted with enthusiasm the extra hours and duties thrown upon them by the Census work. I must specially acknowledge the zeal and enthusiasm of my assistant, Mr. F. M. Hudspeth, who personally undertook the local superintendence of the work of tabulation, and who was indeed my "right-hand" in all matters relating to supervision and organization.

I have the honor to be,
Sir,

Your most obedient Servant,

ROBERT M. JOHNSTON,
Registrar-General.

Number of Schedule _____

CENSUS OF TASMANIA, 1891.—HOUSEHOLDERS' SCHEDULE.

Number of Census Sub-division _____

Town, Village, or Locality _____

Street, and Name or Number of Dwelling _____

CAUTION.—Any person who shall refuse or wilfully neglect to fill up, to the best of his or her knowledge, information, or belief, this schedule, or to sign and deliver the same, or shall refuse or wilfully neglect to answer, or shall wilfully answer any enquiry made by a Collector, or shall wilfully make, sign, or deliver, or cause to be delivered, any false return or statement of any particular in this schedule, or shall obstruct any person in the performance of any duty under "The Census Act, 1891," is liable, under the provisions of the said Act, to a penalty not exceeding Twenty Pounds.

Any person employed on the Census who shall divulge any of the contents of this Schedule is liable, under the provisions of the said Act, to a penalty not exceeding Twenty Pounds.

LIST of the Members of the Household or Family, Visitors, Servants, and Others, who slept or abode in this Dwelling on the night of SUNDAY, the Fifth day of APRIL, 1891.

| NAME AND SURNAME. | SEX. | AGE (Last Birthday). | CONDITION. | RELATION TO HEAD OF FAMILY. | PROFESSION OR OCCUPATION. | | WHERE BORN. | RELIGIOUS DENOMINATION. | EDUCATION. | | SICKNESS AND INFIRMITY. |
|--|------|----------------------|------------|-----------------------------|---------------------------|------------|-------------|-------------------------|------------|--|-------------------------|
| | | | | | NATURE OR NAME. | GRADE, &c. | | | | | |
| <p>No person absent on the night of Sunday, the 5th April, to be entered.</p> <p>Write after the Name of the Head of the Family the Names of his Wife, Children, and other Relatives; then Visitors, Lodgers, Servants, &c.</p> <p>Write "M" against Males, and "F" against Females.</p> <p>The Ages of Persons over 15 years, given in years, months, and days, or in years and months, or in years only, as the case may be.</p> <p>State whether Single, Married, Widowed, or Divorced, or whether a Person absent from the Household on the night of Sunday, the 5th April, to be entered.</p> <p>State whether White, Son, Daughter, or other Relative, Visitor, Lodger, or Servant; and in the case of Persons of Chinese, Indian, or other Race, whether Chinese, Indian, or other Race, as the case may be.</p> <p>Before filling in this Column you are requested to read the Instructions on the other side.</p> <p>The Occupation which each person is following and deriving support from at the time of the Census should be entered in full.</p> <p>A person engaged in more than one pursuit should state his Occupations in order of their pecuniary importance to himself.</p> <p>State the Country or Colony, not Town or any other subdivision; if in Australia state which Colony.</p> <p>If a British subject born in Foreign Parts, or at Sea, add (P.) to collect of Foreigners, who (1) are British subjects, and (2) are not British subjects.</p> <p>Do not use general terms that represent more than one Religious Belief, such as "Protestant," "Roman Catholic," &c. "Catholic" instead of "Roman Catholic," &c.</p> <p>If a Freethinker or professed so Denominational, or professing no Denominational Religion, state so.</p> <p>Write against the names of Children, how ever young, the Religion in which it is instructed they are to be brought up. (If any person objects to state the Religion to which he is instructed, the word "Object" to be entered.)</p> <p>Write— 1. For General Reading, &c. for Book & Writing, &c. if at College or University, &c. if at Public School, &c. if at Private School, &c. if at Home, &c. if at any other place.</p> <p>If held up or unable to follow usual occupation by reason of illness or accident, write "Sick" or "Accident"—if affected by any of the following diseases, write "Dyspepsia," "Nervous," "Pain in back," "Pain in head," "Pain in limbs," "Pain in chest," "Pain in stomach," "Pain in throat," "Pain in eyes," "Pain in ears," "Pain in nose," "Pain in mouth," "Pain in tongue," "Pain in teeth," "Pain in skin," "Pain in hair," "Pain in nails," "Pain in bones," "Pain in joints," "Pain in muscles," "Pain in nerves," "Pain in blood," "Pain in circulation," "Pain in respiration," "Pain in excretion," "Pain in nutrition," "Pain in growth," "Pain in decay," "Pain in death."</p> | | | | | | | | | | | |
| 1 | | | | | | | | | | | |
| 2 | | | | | | | | | | | |
| 3 | | | | | | | | | | | |
| 4 | | | | | | | | | | | |
| 5 | | | | | | | | | | | |
| 6 | | | | | | | | | | | |
| 7 | | | | | | | | | | | |
| 8 | | | | | | | | | | | |
| 9 | | | | | | | | | | | |
| 10 | | | | | | | | | | | |
| 11 | | | | | | | | | | | |
| 12 | | | | | | | | | | | |
| 13 | | | | | | | | | | | |
| 14 | | | | | | | | | | | |
| 15 | | | | | | | | | | | |
| 16 | | | | | | | | | | | |
| 17 | | | | | | | | | | | |
| 18 | | | | | | | | | | | |

LAND, OVER ONE ACRE (IF ANY), OCCUPIED OR MANAGED BY HEAD OF FAMILY.

| HOW UTILISED. | HOW MANAGED. | HOW HELD.—ACRES. | | | | ASSIGNED ANNUAL VALUE OR RENTAL EXCLUSIVE OF IMPROVEMENTS. |
|--|---|------------------|---|-----------------------------------|-------------|--|
| State whether devoted wholly to Agriculture, Pastoral, Poultry, Fruit-growing, Timber-getting, or Mining or other purpose. | State whether as Owner, Tenant, or Manager. | Freehold. | Purchased from Government, or not, but as a whole or in part. | Under Lease. Private Property. | Crown Land. | |
| | | Acres. | Acres. | Acres. | Acres. | |

DWELLING-HOUSE OCCUPIED BY HEAD OF FAMILY.

| DESCRIPTION. | NO. OF ROOMS. | ASSIGNED ANNUAL VALUE OR RENTAL. | HOW OCCUPIED. |
|---|---------------|----------------------------------|---|
| State whether built of Stone, Brick, Wood, or with other Materials. | | | State whether occupied as Owner, Tenant, or Manager acting for Owner or Tenant. |
| | | | |

I certify that the above Return is correct to the best of my knowledge and belief. Witness my hand _____

Signature of Occupier or Person in charge, or of a Sub-enumerator.

APPENDIX A
(MODEL HALF SIZE)

GENERAL INSTRUCTIONS.

This Schedule is to be filled up in accordance with the headings to the columns on the other side by the OCCUPYER or PERSON IN CHARGE OF THE DWELLING, with particulars respecting all the persons who sleep or reside therein on the night of the 31st April, 1891, also of the Dwelling-house and Land in Occupation. If the house is occupied by different families in separate stories or apartments, each such story or apartment must be treated as a separate Dwelling, and the Occupier or person in charge of each must make a Return upon a separate Schedule. In the case of National Establishments the Proprietor, Superintendent, or Manager may fill in the Returns of the complete establishment, but a separate Schedule must in such case be filled for each of the out-stations or lots in which a distinct family or person resides, in addition to that for the Home Station; and if any out-station is in a different Sub-division of the district from that of the Home Station, the Schedule for it is to be delivered to the Sub-divisional Officer of the sub-district in which such dwelling is situated.

This Paper will be called for by the Sub-divisional Officer on Monday, the sixth day of April, or as soon after as practicable. Prior to that date the answers should be written in the proper columns and the document duly signed by the occupier or person in charge. It is the Sub-divisional Officer's duty to verify the facts; and, if the form from any cause should not have been filled up, or should have been insufficiently or erroneously filled up, to record the necessary particulars, or make the necessary corrections, from inquiries which he is authorised to make for that purpose.

Instructions for filling up the Column headed "Profession or Occupation."

ARMY AND NAVY.—If enlisted or in the service of the Government, state present occupation. Persons in the service of the Government on Local Government service should state occupation, position, and department; and, if engaged in any other occupation, to specify the same.

OFFICIALS OF THE PEACE, ALDERMEN, TOWN COUNCILLORS, &c., and other important public officers to state their ordinary profession or occupation.

MINISTERS OF RELIGION to state their denomination. They are requested not to employ the indefinite term "Clerg." Leave to occasional preachers to return their ordinary occupation.

MEASURES OF THE LAND. Professors to state whether in actual practice, if not practising, to state present occupation. Persons employed in Soldiers' Offices to distinguish whether they are clerical or other clerks.

MEASURES OF THE MARINE. Professors to state whether they are Physicians, Surgeons, or General Practitioners, and return the same as practising or not practising; if not practising to state present occupation.

TEACHERS, ARTISANS, FARMERS, AND ARTISTS to state the particular branch of science, literature, or art in which they are engaged. Engineers to state whether civil, mechanical, or mining, &c. Navigators to state whether land, sailing, or marine, &c.

PERSONS ENGAGED IN TRADES OR COMMERCE, as Merchants, Manufacturers, Stockbrokers, Retailers, Dealers, Agents, Auctioneers, &c., to state the particular business in which they are engaged, or the principal commodity in which they deal. Clerks, Bookkeepers, Salesmen, Saleswomen, Shopmen, Commercial Travellers, &c., to be described according to the business in which they are engaged—"Bank Clerk," "Railway Clerk," "Storeman in Soft Goods Store," "Magazine or Grocery," "Traveler in War Merchandise," &c.

The term **ZARFAS** or **HARVEST GARDENERS** to be applied to all persons actually in occupation of land and sowing, whether proprietors or tenants. The word "harvest" is too vague.

Persons to specify the nature of the industrial work which they work, and in respect of metallic work to add whether gold or silver. A miner working for another should return himself as "Miner," not as a laborer.

ARTISANS AND MECHANICS should always mention the particular branch of their trade, thus—"Ship Carpenter," "House Carpenter," "Saddler," "Locksmith," "Locksmith," "Horse-shoer."

CARRIAGES, CARRIAGES, LABORERS, SERVANTS, &c., to be described in connection with their usual employment, "Farmer in Town," "Black Driver on Station," "Labourer making Roads," "Gardener," "Cook," "Household," "Railway Porter," "Theatrical Manager," "Domestic Servant."

Persons not following any Profession, Trade, or Calling, and not holding any public office, not possessed of independent means, may designate themselves "Proprietor of Land," "Proprietor of House," "Capitalist," "Stock Broker," "Speculator in Shares," "Annuity," as the case may be. The word "Householder" should not be used in place of "proprietor of house," nor the word "craftsman" or "laborer" in place of "occupation."

Wives, sons and daughters, brothers, or other relatives habitually helping on farms and in other businesses, but not receiving regular wages or salary, may be returned as "Life tenant," "Son assisting," "Domestic assistance," &c., as the case may be, adding the letter "A" in proper column.

Widows.—The occupation of women who are employed in any but domestic duties should be distinctly recorded; but they should not be returned as engaged in the occupations of their husbands or fathers, &c., unless they actually make them. When only in the capacity of Wife, Mother, Daughter, Sister, &c., write "Domestic Duties."

PERSONS IN HOSPITALS, ASYLUMS, &c., &c.—The position of these in the institution being given in the 15th column is accompanied with the designation of its head, their calling (if any) before they entered the institution is to be inserted in the sixth or occupation column.

* Every answer should be written in full. The use of data (do.) leads to numerous mistakes, and is not to be accepted by the Sub-divisional Officer.

OCCUPATION.

Great care must be taken, in writing the name of an occupation which is common to many kinds or branches of business, to add the name of the employment or trade on which engaged. The following names are of this type, and require the additional information suggested within brackets:—

Assistant (to whom?)
Apprentice (to whom?)
Agent (for or to whom?)
Clerk (to whom?)
Clerk (where or to whom?)
Engine Driver (where or to whom?)
Labourer (what kind?)
and such like.

KEY TO ABBREVIATIONS RECOMMENDED TO BE USED IN FILLING UP SCHEDULE.

| | | |
|--|-------|----------|
| Column Sex. | | |
| For Male, write | | M. |
| For Female, write | | F. |
| Column Condition. | | |
| For Married, write | | M. |
| For Never Married, write | | N.M. |
| For Widower or Widow, write | | W. |
| For Divorced, write | | D. |
| Column Age. | | |
| For Under one year, write | | X |
| Column Occupation (Orbit). | | |
| For Employed, write | | E. |
| For In business on one's own account, but not employing others for salary or wages | | O. |
| For Relative assisting Head of Family in his business, but not receiving regular salary or wages as such | | A. |
| For Paid by salary or wages | | S. |
| For Unemployed during the week preceding Census, add | | U. |
| Column Where born. | | |
| For British subjects born in Foreign parts or at sea— | | |
| If subject by Parentage, add | | (P.) |
| Naturalization, add | | (N.) |
| For Chinese, add | | (C.) |
| Half-caste Tasmanians, add | | (H.C.T.) |
| Foreign Subjects (except Chinese), add | | (F.) |
| Column Education. | | |
| For Persons U.A., B.A., D.Sc., &c.— | | |
| If Oxford University, add | | O. |
| Cambridge University, add | | C. |
| London University, add | | L. |
| Birmingham University, add | | B. |
| Dublin University, add | | D. |
| For Receding Instruction— | | |
| At University or College, write | | U. |
| State School, write | | S. |
| Private School, write | | P. |
| Home School, write | | H. |

EXAMPLES OF THE MODE OF FILLING UP THE SCHEDULE.

| NAME. | SEX. | AGE. | CONDITION. | RELATION TO HEAD OF FAMILY. | OCCUPATION. | P.O.W.A. OR W.A. | WHERE BORN. | RELIGION. | OCCUPATION. | | SICKNESS AND INFIRMITY. |
|------------------|------|------|------------|-----------------------------|---------------------------|------------------|--------------------|---------------------------------|-------------|-----------------------------|-------------------------|
| | | | | | | | | | INDUSTRY. | PROFESSION (IN U.S. TRAD.). | |
| James Williams | M. | 50 | M. | Head | Wharf Labourer | W.U. | United States (P.) | Wesleyan Methodist | R. | ... | Sick |
| Jane Williams | F. | 50 | M. | Wife | Domestic Duties | ... | Scotland | Congregationalist | C.H. | ... | Lost right eye |
| John Williams | M. | 31 | N.M. | Son | Ship Carpenter | W. | Victoria | Church of England | R.W. | ... | Color blind |
| Alex. Williams | M. | 27 | N.M. | Son | Labourer at Brewery | W. | New South Wales | Unitarian | R.W. | ... | ... |
| Peter Williams | M. | 23 | N.M. | Son | Clerk in Insurance Office | W. | Tasmania | Church of England | R.W. | ... | ... |
| William Williams | M. | 21 | N.M. | Son | Tin Miner, Alluvial | W. | Tasmania | Protestant, no denomination | R. | ... | ... |
| Samuel Williams | M. | 34 | N.M. | Nephew | Engine Driver in Miller | W. | England | Congregationalist | R.W. | ... | ... |
| Mary Smith | F. | 10 | ... | Niece | Scholar | ... | Tasmania | Protestant | R.W. | ... | ... |
| Sarah Robinson | F. | 43 | D. | Lodger | Miller | ... | Germany (N.) | Protestant | R.W. | ... | ... |
| Mary Jack | F. | 14 | N.M. | Servant | Domestic Servant | W. | Tasmania | Primitive Methodist | R. | ... | ... |
| James Robinson | M. | 57 | M. | Head | Farmer and J.P. | E. | England | Church of England | R.W. | ... | Deaf |
| Mary Robinson | F. | 42 | M. | Wife | Domestic Duties | ... | Ireland | Roman Catholic | R.W. | ... | ... |
| James Robinson | M. | 25 | N.M. | Son | Assisting on Farm | ... | Scotland | Baptist | R.W. | ... | ... |
| John Robinson | M. | 20 | N.M. | Son | Student at University | ... | Victoria | Church of England | R.W. | ... | ... |
| Jane Robinson | F. | 12 | ... | Daughter | Scholar | ... | Tasmania | Roman Catholic | R.W. | ... | ... |
| John Robinson | M. | 10 | ... | Son | Scholar | ... | Tasmania | Church of England | R.W. | ... | ... |
| Mary Robinson | F. | 8 | ... | Daughter | Scholar | ... | Tasmania | Roman Catholic | R.W. | ... | ... |
| Mary Davies | F. | 23 | N.M. | Niece | Assisting in Dairy | ... | Canada | Free Church of Scotland | R.W. | ... | ... |
| John Davies | M. | 32 | W. | Widower | Widower | ... | United States | Roman Catholic | R.W. | ... | ... |
| John Davies | M. | 42 | W. | Widower | Widower | ... | Italy (P.) | Protestant | R.W. | ... | ... |
| Peter Smith | M. | 24 | N.M. | Visitor | Chairman to Land Surveyor | W.U. | South Australia | Presbyterian Church of Tasmania | R.W. | ... | ... |
| Alfred Long | M. | 30 | N.M. | Servant | Cook | W. | China (C.) | Buddhist | R.W. | ... | ... |
| James Robinson | M. | 39 | N.M. | Servant | Nurse | W. | Tasmania (H.C.T.) | Salvation Army | R.W. | ... | ... |

LAND IN OCCUPATION.

| HOW UTILIZED. | HOW MANAGED. | HOW HELD—ACRES. | | ASSESSED ANNUAL VALUE OR RENTAL, INCLUSIVE OF DWELLING-HOUSE. | |
|--|---|-----------------|---|---|-------------|
| State whether main or divided in Agricultural, Pastoral, or other use. If divided, state portion in each use. If not divided, state use. | State whether, as to House, Cultured, or otherwise. | Freehold. | Purchase from Government, or other, and how paid for. | Land Let. | |
| | | | | Private Freehold. | Other Land. |
| Agriculture | Owner | Acres 500 | Acres | Acres | Acres 200 |

DWELLING-HOUSE.

| DESCRIPTION. | NO. OF ROOMS. | ASSESSED ANNUAL VALUE OR RENTAL. | HOW OCCUPIED. |
|---|---------------|----------------------------------|--|
| State whether built of stone, brick, wood, or other material. | | | State whether occupied as Dwelling, or used as other building for Dwelling or other. |
| Brick | 8 | 60 | Tenant |

APPENDIX B.

CENSUS OF TASMANIA, 1891.

INSTRUCTIONS TO ENUMERATORS.

Issued with the approval of the Hon. the Chief Secretary, under Sect. 9 of Census Act, 1891.

SUB-DIVISION OF DISTRICT.

1. THE first duty of an Enumerator is to make a careful study of the chart or charts (sent herewith) upon which the area forming his district is defined. First duty.
2. The *Enumerator's District* exactly corresponds with that of a particular Electoral District (House of Assembly), whose marginal boundary, dividing it from contiguous Enumerator Districts, is indicated by a well-defined *blue* border. Within this *blue* boundary the colored divisions of Municipal and Police (*red*), Registration (*yellow*), and Road Trust (*green*), break up the *Enumerator's District* into a series of irregularly shaped meshes, each one of which forms a distinct *Census Sub-division*, distinguished by a specific double number enclosed within a conspicuous circle colored red; thus—

$$\left(\frac{6}{1}\right)$$
Enumerator's District defined by a *blue* border corresponding to limits of an Electoral District (H.A.)
3. The next duty of the Enumerator will be to determine the number of persons necessary to perform the duties of Assistants or *Sub-enumerators* as defined in separate Instructions. The instructions also given hereafter, however, must first be carefully studied, as they will materially aid the Enumerator in determining the number of Sub-enumerators necessary to perform the work required of them within the specified time. Number of Sub-enumerators to be determined by Enumerator.
4. The principal conditions to be observed in dividing the Enumerator's District into Sub-districts, each having *one* Sub-enumerator or Collector, are briefly as follows:—
 - (a.) Each Sub-district, so far as possible, must not comprise a larger area than admits of all the Schedules being called for by its (one) Sub-enumerator on Monday and Tuesday, the 6th and 7th April. (In sparsely populated and unsurveyed Districts, however, some discretion is allowed to the Enumerator, how far this rule can be adhered to without the risk of confusion as to boundaries, and in cases where there is difficulty of securing a sufficient number of competent Sub-enumerators). Conditions to be observed in determining the limits of each Sub-enumerator's Sub-District. Sub-districts must not embrace too large an area nor too many dwellings.
 - (b.) In apportioning each Sub-enumerator's work, the Enumerator must consider the distance to be traversed in going from dwelling to dwelling, and must therefore form the Sub-districts so as to comprise more dwellings where they lie near together, as in a town, and fewer when they lie far apart. Thus, in a town where dwellings adjoin or lie near together, the number included in the Sub-district may be from 200 to 250 inhabited houses; in suburban districts, villages, or gold-fields, where the dwellings, though near, are more scattered, the number may be from 100 to 200; in the more settled agricultural and pastoral districts, where there is occasionally a distance of more than half a mile between one dwelling and the next nearest, the number may be from 50 to 100; and in the more scattered agricultural or thinly populated districts, where intervals of two miles or upwards sometimes intervene, less than 50 may be included in a Sub-district. Limits of number of dwellings to a Sub-district in town and country districts respectively.
 - (c.) As regards arrangements for collecting among lands insulated by water, or in outlying pastoral, timber, fishing, mining, or prospecting localities, &c., the special circumstances affecting each must be taken into account both as regards the time to be allowed and the number of dwellings to be allotted to each Sub-enumerator. But in all cases the sooner the Schedules are collected after the 5th April the easier it will be to supply omissions or to rectify errors. No more time, therefore, should be allowed than is absolutely necessary. Special arrangements for outlying localities.
 - (d.) Each Sub-district must be composed of one or more *Census Sub-divisions*, whose external boundary must coincide exactly with the outer boundaries of the *existing Census Sub-divisions* forming its parts. *Census Sub-divisions* should not as a rule be divided so as to form parts of two separate Sub-districts. (Should it be shown to be impossible to adhere to this rule in all cases, the Enumerator must at once communicate with the Superintendent of Census, specifying the nature of the difficulty, and indicating by a well-defined pencil line the exceptional proposed boundary lines.) Boundaries of Sub-district must coincide with colored boundaries on Chart.

(e.) If a fresh boundary line must be introduced, breaking up an *Existing Census Sub-division*, now indicated by a specific number within a red circle, add a distinguishing number to each of the divided parts as directed in the following example:—

Thus, suppose a Census Sub-division—say $\left(\frac{6}{2}\right)$ —be still further divided into two parts, then let each of the latter be afterwards distinguished in reference by similar rings in pencil, repeating the original Census Sub-division number, but distinguishing the divided parts by the additional letters, say *a* and *b*—thus $\left(\frac{6}{2a}\right)$ $\left(\frac{6}{2b}\right)$. By this means harmonious relationship with the original Census Sub-division may still be maintained; for $\left(\frac{6}{2}\right) = \text{to } \left(\frac{6}{2a}\right) + \left(\frac{6}{2b}\right)$ —that is, the original Census Sub-division is equivalent to its two parts taken together.

Sub-districts to be distinguished by Capital Letters, and a description must be prepared on special Form.

5. When the Enumerator has satisfactorily divided his District into Sub-enumerators' Sub-districts, in accordance with the foregoing instructions, he may indicate each of the latter by a series of Capital letters, A. B. C., &c., tracing their limits throughout and along existing colored boundaries by a *bold pencil line*. At the same time he must prepare a description of the limits and of the *Census Sub-divisions* contained in each *Sub-district* on the forms herewith supplied for that purpose. A model of one of these Forms, filled up, is here given as an example, thus :—

BOUNDARIES OF ENUMERATOR'S AND SUB-ENUMERATOR'S DISTRICT.

Sub-division of the Enumerator's District corresponding to the Electoral District of Fingal, (H. of A.)

| Sub-district. | Census Sub-division comprising each Sub-district. | | |
|---------------|---|----------------------------|-----------------------------|
| A | $\left(\frac{6}{1}\right)$ | $\left(\frac{6}{2}\right)$ | $\left(\frac{6}{3a}\right)$ |
| B | $\left(\frac{6}{3b}\right)$ | $\left(\frac{7}{1}\right)$ | $\left(\frac{7}{2}\right)$ |
| C | $\left(\frac{7}{3}\right)$ | $\left(\frac{8}{1}\right)$ | $\left(\frac{8}{2}\right)$ |

Chart and Boundary Form to be sent to Superintendent of Census.

6. Having marked the divisions of Sub-districts on charts, and having defined their limits on Boundaries Form, both Charts and Form must as speedily as possible be returned to Superintendent of Census in order that they may be finally approved of, and for the purpose of enabling the Superintendent of Census to prepare special separate tracings for each Sub-district so determined, for the guidance of each Sub-enumerator.

Sub-enumerator's Charts to be supplied, with other forms, &c.

7. As soon as the latter are prepared, the Enumerator's charts will again be returned to the Enumerator for local reference, together with the Charts for Sub-enumerators. The Enumerator at the proper time will deliver the latter, with all necessary forms transmitted to him, to the respective Sub-enumerators for their guidance, taking care that any such maps are presented and returned finally at the proper time, along with the completed Returns, Books, and Schedules.

Well-marked boundaries to be adopted.

8. It is essential to the accuracy of the enumeration that the Sub-districts be well defined and clearly described, so that no doubt may exist among the Sub-enumerators as to which Sub-district any one house may belong, and that there may be no chance of the inmates being, through any such doubt, either omitted or numbered twice over. This can only be done effectually by adopting well-marked natural or artificial boundaries, such as rivers, creeks, the waterflow of gullies, streets, fenced-in or well-beaten roads, lines of electric telegraph, &c. The lines must be supposed to run down the middle of the street, river, road, &c., so that the houses or properties on one side may be in one Sub-district, and those on the opposite side in another, Imaginary lines drawn from point to point on maps are inadmissible, except in extreme cases.

The whole District to be sub-divided.

9. The Enumerator will bear in mind that the Sub-districts into which he divides his District must together form the whole of that District, and that no part is to be left out under the assumption that it is uninhabited.

Each Sub-district to be in one block.

10. He will also understand that is expedient that every Sub-district should be one connected portion of country, and should not consist of two or more detached portions.

Time allowed for distributing Forms.

11. In connection with the period to be allowed for collection, as already referred to, that of distribution is to be considered; and experience has shown that in densely peopled Districts,

INSTRUCTIONS TO ENUMERATORS.

lxxv

where the Sub-enumerators act on foot, one day for leaving the Schedules is sufficient, thus accomplishing the work by the labour of three days, viz., one for distribution and two for collection; but where the population is more scattered, and the greater portion of the time is occupied in travelling from house to house, it will be necessary to allow an equal, or nearly equal, time for distribution and collection; but no more time is to be allowed than is actually necessary for the purpose. The Sub-enumerators are not to be paid for the interval (if any) between the delivery and collection of the Schedules, during which there is nothing for them to do.

12. As an additional precaution against any misconception on the part of the Sub-enumerators as to their respective boundaries; it would be well that the Enumerator should endeavour, where possible, to collect them all together on some day prior to the taking of the Census, so that each, by conferring with the Sub-enumerators of the Sub-districts adjoining his division might arrive at a clear understanding of its exact boundaries. The Enumerator should take the opportunity of ascertaining whether the instructions to Sub-enumerators are properly understood, and of giving any explanation that may be wanted as to how the business of enumeration is to be performed, or any other matter left unexplained or doubtful in the instructions to Sub-enumerators.

Sub-enumerators to be assembled.

13. In case of any doubt as to the exact boundary line between his own and an adjoining District, the Enumerator is recommended to communicate with the Enumerator of that District and to enter into such arrangement as will enable the Sub-enumerators on either side of the boundary to act in concert, so that neither omissions nor overlapping may occur. The Enumerator is requested to take every precaution that the persons he has appointed act in concord with each other, and with the Sub-enumerators of adjoining Districts.

Doubt as to boundaries.

APPOINTMENT OF SUB-ENUMERATORS.

14. Having arranged the sub-division of his District, the next matter to occupy the attention of the Enumerator is the selection of as many Sub-enumerators as there are Sub-districts.

Selection of Sub-enumerators.

15. The principal duties of the Sub-enumerators are described in the tenth, eleventh, twelfth, and eighteenth sections of the Census Act, and in the more detailed instructions which have been drawn up for their guidance. With these clauses and instructions the Enumerator should make himself familiar.

Duties of Sub-enumerators.

16. To fulfil his duties properly the Sub-enumerator must be a person of intelligence and activity, must not be less than eighteen years of age, must read and write well, and must be sufficiently healthy and strong to undergo the exertion of performing his work with promptness; he must be of temperate habits and of sufficiently good address to convey all the requisite information concerning the Census in a manner calculated to obtain the good will and co-operation of the inhabitants. It will likewise be necessary that he should be well acquainted with the Sub-district in which he is required to act. It being of the greatest importance that the work should be efficiently performed, no consideration whatever except that of fitness for the performance of the duty shall be suffered to influence the Enumerator in the appointment of Sub-enumerators.

Qualifications of Sub-enumerators.

17. It is further desirable that each Sub-enumerator should live in or near his own Sub-district, so that he may not have the additional labour of going far from home before he can begin his duties. It is not, therefore, advisable that many persons living at or near the same place should be selected. This rule, however, is not prescribed as one to which a rigid adherence is required, but on which the Enumerator must exercise his discretion, remembering that character and fitness are most to be considered.

Sub-enumerators should live in their Sub-districts.

18. The Sub-enumerators are of two classes—those acting on horseback and those acting on foot. The former are to be appointed only in country districts where a considerable distance has to be travelled in going from house to house. When mounted Sub-enumerators are employed, the Enumerator should see that horses are actually used, and that the Government is not improperly charged with the extra allowance paid to that class when the work has been performed on foot.

Horse and foot Sub-enumerators.

19. Having obtained a sufficient number of persons willing to serve as Sub-enumerators in his district, and having satisfied himself as to their fitness by making the requisite enquiries respecting them, the Enumerator must prepare in duplicate, on the form headed "Enumerator's Schedule B," a list of Sub-enumerators, one copy to be submitted to the Governor in Council for approval, and the other to be returned to the Enumerator with the notification of such approval, or with such other minutes as may be necessary.

List of Sub-enumerators to be forwarded.

20. In order to place Enumerators in a position to engage competent persons to act as Sub-enumerators, the Government has sanctioned their employment within the following scale:—When acting on horseback, not exceeding £1 per diem; when acting on foot, not exceeding 10s. per diem. These, it will be observed, are the maximum rates; it is not anticipated, however, that it will be necessary to give the full amount except in specially situated districts.

Rate of Payment to Sub-enumerators.

The Enumerator will therefore bear in mind that, should the services of suitable persons be obtainable at, and in his opinion be adequately remunerated with, a less sum, it is his duty to economise the funds voted for the Census as much as possible.

GENERAL INSTRUCTIONS.

Sub-enumerators' duties to be explained.

21. Having complied with the requirements of the Census Act, so far as the sub-division of his district and the selection of Sub-enumerators is concerned, and having performed the duties appertaining thereto in accordance with the foregoing instructions, the Enumerator will ascertain that all his Sub-enumerators understand their duties and how the business of enumeration is to be performed, affording them all requisite information and explanation.

Declaration to be subscribed by Sub-enumerators.

22. The Enumerator must take care that each person accepting the office of Sub-enumerator makes, before a Justice of the Peace, the declaration required by Section 8 and Schedule (2) of the Census Act, for which purpose forms are supplied. These documents must be forwarded to this office.

Payment contingent upon work being well done.

23. The Enumerator must also make known to all those he appoints that no person employed on the Census will be entitled to payment unless he has faithfully performed his duties.

Agreements with Sub-enumerators.

24. As a security against misunderstanding, the Enumerator will, after his arrangements as detailed in "Schedule A" have been approved, give to each Sub-enumerator one of the forms of "Sub-enumerator's Appointment" duly filled up and signed by himself, and after inserting the same particulars in the form "Sub-enumerator's Acceptance of Office," he will require the Sub-enumerator to sign it. The Enumerator must take care that the times and rates of payment entered in these forms agree exactly with those embodied in "Schedule A," and will also be sure to make each Sub-enumerator aware that he can only obtain the number of days' pay arranged to be allowed unless some unforeseen circumstance should occur which may justify an additional allowance. The forms "Sub-enumerator's Acceptance of Office" the Enumerator will retain until the whole of the work has been completed and the Sub-enumerators paid.

Book to be written up in the evening.

25. The Enumerator will also explain to the Sub-enumerators that no extra time can be allowed for making up their books, as that duty is supposed to be performed in the evening, after the work of collecting is over for the day.

Removal, &c., of Sub-enumerators.

26. Should the Enumerator deem it advisable for any reason to remove a Sub-enumerator after his appointment, or should any Sub-enumerator be incapacitated from acting, the Enumerator must at once appoint another to the vacancy and report the same for the approval of the Governor in Council.

Forms to be given to Sub-enumerator.

27. The Enumerator must deliver to each Sub-enumerator as many Householders' Schedules as there are dwellings in his Sub-district, together with some spare ones, and cause him to leave, on Saturday, the 4th April, or on such other of the previous ten days ending on that day as may be deemed expedient, one of these Schedules for every household. He will also supply him with as many of the other Schedules as may be necessary, and with a copy of the "Instructions to Sub-enumerators," and one or more of the Sub-enumerator's books.

Returns from Sub-enumerators.

28. The Sub-enumerators are required by Section 12 of the Census Act, 1891, to deliver the Schedules to their Enumerators within three days after they have completed the collection, and it will be the duty of the Enumerator to see that this direction is carried out.

Sub-enumerators' work to be checked.

29. The Enumerator must examine separately the Householders' and other Schedules, and see that they are properly filled in, and in case of mistakes or omissions of any kind must insist on their being rectified. He must see that in each Sub-enumerator's book the Census Sub-divisions, &c. are correctly noted, and that the book is accurately made up. As the Enumerator has the selection of his Sub-enumerators, he is responsible for their being competent to perform their work properly, and must supply all deficiencies.

"Enumerator's Schedule C."

30. The Enumerator must make out a summary of the returns given in by his Sub-enumerators on the form headed "Enumerator's Schedule C." and supply the other information required to be entered in that document. Five days are allowed by Section 13 of "The Census Act" for this purpose, but if the Sub-enumerators do their work properly, and see that none of the particulars required are omitted or misstated, a much shorter time should be sufficient.

Travellers.

31. In all cases where the Enumerator has reason to suppose that travellers or others have camped out in any Sub-district on the night of the 5th April, and has received no return respecting them, he must be particular to enquire strictly into the matter. He must also examine carefully the returns of travellers, &c. sent in by the different Sub-enumerators, and if he has reason to believe that all have not been taken, he must forward his estimate of the omissions, with the data on which it is founded.

INSTRUCTIONS TO ENUMERATORS.

lxxvii

32. The Enumerator is expected to see that each Sub-enumerator duly accounts for all the Schedules he receives, and returns those which are not required. Schedules to be accounted for.

33. The Enumerator must carefully attend to the requirements contained in the thirteenth section of the Census Act, respecting the time and mode of transmitting the schedules and other documents, taking care that every parcel has clearly recorded on it the name of his own District, and the several numbers of the Census Subdivisions to which it belongs, and is well and securely made up, and in such sized parcels as the postmaster of the district may deem expedient. Section 13 of Census Act.

34. It will also be his duty to certify to the correctness of all claims for payment made by those employed under him, and to forward the same to the Superintendent of the Census. Payment of Sub-enumerators.

35. Should the Enumerator be prevented by sudden illness or other unavoidable cause from carrying out the task entrusted to him, he will communicate the fact to this office without delay, but should there not be sufficient time to appoint a successor he will at once depute a person to act for him, subject to the subsequent approval of the Governor in Council. Sudden illness, &c. of Enumerators.

36. All communications on the subject of the Census are to be addressed to "The Superintendent of the Census, Hobart," and are to be marked on the outside with the word "Census," in accordance with the sixteenth section of the Act, which provides that communications so made shall be free of postage. Communications.

APPENDIX C.

CENSUS OF 1891.

INSTRUCTIONS TO BE OBSERVED BY SUB-ENUMERATORS.

Duties prior to distribution of Household's Schedules.

Study of boundaries of District.

1. EACH Sub-enumerator after his appointment must attend upon his Enumerator for the purpose of receiving instructions, and for the purpose of conferring with other Sub-enumerators with the view of settling any points which may cause doubt as regards the exact limits of their respective Sub-district boundaries as laid down on the charts prepared for their guidance.

Enumerator's Sub-district may contain one or more Census Sub-divisions, each marked by a distinctive number.

2. Each Sub-enumerator's Sub-district may contain one or more Census Sub-divisions, each of which has defined limits indicated by colored lines, and are each distinguished on the chart by a number within a conspicuous red circle ; thus— $\left(\frac{3}{1}\right)$ $\left(\frac{3}{2}\right)$ $\left(\frac{3}{3}\right)$

Doubts as to boundaries to be settled by conferring with Enumerator or with other Sub-enumerators.

3. It is of the greatest importance that each Sub-enumerator should at the outset make himself thoroughly familiar with the exact limits of each and all of the Census Sub-divisions forming his Sub-district. Should doubts arise in his mind with respect to any part of his District, he must at once discuss and settle them with his Enumerator or with the Sub-enumerators of the divisions adjoining his own, so that he may neither omit any portion of his own Sub-district nor enter into that of any other Sub-enumerator.

Instructions on back of Householder's Schedule to be read and thoroughly mastered.

4. The next duty of the Sub-enumerator is to read and thoroughly master the Instructions printed upon the Householder's Schedule. The examples given in Modern Schedules at the back of each form will at once convey to him the greater part of the necessary guidance as to the manner in which particulars under each head are to be recorded. A little attention will suffice to make him familiar with the various signs and abbreviations and their signification.

Consult Enumerator on doubtful points.

5. Be careful to note any part of the printed Instructions that may appear to lack clearness, and obtain the Enumerator's interpretation upon it.

Knowledge of instructions must be sufficient to check accuracy of entries. Also read Regulations and Sections of Act defining duties.

6. Having mastered all the Instructions by such study, the Sub-enumerator will now be prepared to check the accuracy of the entries made subsequently by each Householder.

7. In addition to the Instructions contained in Householder's Schedule, the Sub-enumerator should also carefully read those Sections of the Act describing his duty and obligations, as well as the Regulations issued by the Governor in Council under Section 24, copies of which are given herewith.

Distribution of Schedules.

Householder's Schedule.

8. At the proper time each Sub-enumerator will be supplied with a sufficient number of blank Householder's Schedules for distribution with the various Census Sub-divisions comprising his special sub-district ; that is to say, one Schedule for each distinct family.

Schedules to be numbered consecutively before distribution.

9. On receipt of the supply of Schedules the Sub-enumerators, in the view of being able to identify and secure their collection, shall at once proceed to number each Schedule in consecutive order. Commencing with No. 1, a space is set apart for this *Schedule number* at the top (left corner) of each form. This series of Schedules so numbered is afterwards referred to as "The Original Series."

Distribution of Schedules.

10. Within ten days preceding the night of the Census, the Sub-enumerator is to leave at every dwelling-house in his sub-district one or more of the previously numbered Household's Schedules according to the number of separate families residing in such dwelling ; and at the residence of the occupier, owner, or manager of every occupied allotment of land of a larger extent than one acre, and at every school, lodging-house, hotel, or establishment where people are domiciled. On leaving these Schedules he should state that they will be called for early in the following week ; and should specially inform masters or persons in charge of hotels, lodging-houses, and the like that they will be required to give full particulars respecting every person who abode in their houses on the night of the 5th April.

11. It is further directed that the Schedules be distributed in the order of their arranged consecutive numbers, noting in Sub-enumerator's pocket memorandum-book the number of Schedule and such particulars as will enable Sub-enumerator afterwards to identify the dwelling—such as *street, number, name of house, or name of occupier*.

Schedules to be distributed in the order of their consecutive numbers.

12. Where there is more than one *Census Sub-division* within the Sub-enumerator's sub-district, it is necessary that the distribution within any one of these *Census Sub-divisions* should be completed before commencing with the next; and in order that each Schedule afterwards may be identified with the place or locality, it is desirable before setting out each day to fill in the *Census Sub-division number*, as indicated on the chart in the place reserved for that number on the top right-hand corner of the Schedule, at the same time taking due care to fill in, rather under than over, the number of Schedules that may be safely expected to suffice for distribution within that sub-division during the day.

Distribution in one Census Sub-division to be completed before commencing the next.

13. A reserve of blank forms may be taken to supply deficiencies, and these may have the *Census Sub-division number* written in by indelible-ink pencils at the moment of distribution.

Census Sub-division number also to be written in Schedule prior to distribution. Care to be taken in inserting Sub-division number.

14. Great care must be exercised in seeing that this important sub-division number is written on every form before delivery, as upon it depends the whole of the ultimate tabulation of particulars as regards locality.

15. Before setting out in each day it is recommended that the Sub-enumerator should carefully study the course he should take in order that the distribution should be made in such a systematic way as shall ensure the complete distribution in any one locality without unnecessarily going over the same ground a second time. At the close of each day make a note of the course thus taken, for the purpose of ensuring that the same course (as nearly as possible) may be taken when the final collection of Schedules is undertaken.

The day's course to be carefully studied before starting, and a note of the same recorded at close of day.

16. A collector should never leave any one locality, or, if in a city, a block or square, without satisfying himself by enquiry or otherwise that no dwelling-place, temporary or permanent, has been overlooked.

Care to be taken that no dwelling-place is overlooked.

Collection of Schedules.

17. On the morning of the 6th April each Sub-enumerator, taking with him a supply of blank forms for the purpose of supplying discovered omissions or to use in place of those lost or injured, also a bottle of ink and some pens, will proceed to revisit every dwelling or place at which he has left a Schedule in the various Census Sub-divisions of the Sub-district assigned to him, and must continue his work of collection on the following day or days until the whole of the Schedules left have been recovered.

Collection of Schedules.

18. In doing so he must carefully consult his notes of the course he had pursued in their distribution, and adopt exactly the same course as far as possible in the process of collection. By observing this method he will secure two very important ends. In the first place, the original care bestowed in selecting the course which ensures completeness with the least amount of travelling will also be of similar advantage in their collection; and, in the second place, seeing that the Schedules have been issued in the order of their *consecutive* or *running numbers*, the collection by the same route ensures that each Schedule will be recovered in the same consecutive order of their running numbers. The occurrence of a *break* or a *missing number* in collecting will at once suggest to the Collector that some dwelling has been missed *before leaving the spot or locality*, and thus be a guarantee of completeness of collection as well as a great saving of labour and time.

Notes of the course of distribution to be consulted and followed.

19. Where a fresh form is substituted for a lost or injured one, care must be taken to write "substituted form" at the head, and if satisfied of correctness, write in the proper place the *Schedule number* of the original form lost or injured.

Substituted forms.

20. Where, from omission in original distribution, fresh Schedules are issued out of the regular course or order of running numbers, they should form a separate series of consecutive numbers distinguished by the letter A.,—thus, A 1, A 2, A 3, and so on. The latter series are afterwards to follow the original series in the Sub-enumerator's Compilation Book belonging to the same Census Sub-division group.

Schedules issued out of regular course to supply omissions, &c., to be distinguished by the letter A.

Examining and Checking the Schedules.

21. On the production of the Schedule when asked for at each dwelling, it must be carefully examined in order to ascertain before leaving that it contains all the particulars required, and, if not, he must then endeavour to obtain such further information as is necessary. He must be careful to ask if all the persons entered on the Householder's Schedule on the night of the 5th April slept or dwelt in the house, or in any part thereof which is occupied by the person making the return; also whether any members of the family who were absent on that night are included, and if so, he must strike them out, initialling such alteration, and writing the word "absent" on the margin.

Schedules to be examined and defects or omissions made good.

Inmate absent temporarily.

22. He should likewise enquire if any person was temporarily absent on the night of the 5th April, and whether there is reason to suppose—in consequence of such person being in the bush travelling on that night, or on account of his being boating, fishing, on watch, working in a mine or elsewhere—he may not have been recorded. If this should turn out to be the case, the Sub-enumerator should make an entry on a separate Householder's Schedule of such particulars as would have been furnished respecting such person had he been at home, so far as they can be ascertained, with a note stating the cause of absence, &c.

Special Schedules for absent persons to be distinguished by the letter B.

23. All such special Schedules are to be numbered with an independent series of consecutive or running numbers to be distinguished by the letter B—thus, B 1, B 2, B 3, and so on. This third or B series are afterwards to follow the series A in the Sub-enumerator's Compilation Book *before the close* of the entries of the same *Census Sub-division group*, and before the commencement of the first series in the *next independent Census Sub-division group*.

Travellers.

24. The Sub-enumerator is also required to fill one or more Schedules with particulars respecting any travellers or persons he may find camping out or sleeping under drays, &c. on the Census night. He should also make enquiry and furnish an estimate respecting the number, sex, &c. of any such persons he may ascertain were in any Census Sub-division of his Sub-district on that night, but whom he did not succeed in meeting with. Such Schedules to be classed and numbered consecutively with the B series of the particular Census Sub-division.

House occupied by several families.

25. He must see whether a Householder's Schedule is a return for the whole house, or for a part of it only, and in case the house is occupied by more than one family, he must obtain returns for the other part or parts of it upon separate Schedules. When two or more Householders' Schedules are used for a house the Sub-enumerator must pin them together at the upper left-hand corner, and must take care that the description of the house, &c. is entered on the outside Schedule only, striking it out from all the others and inserting instead the words "Second Schedule," "Third Schedule," in the space for the particulars of "dwelling." In making this alteration he must be sure that he does not omit to record upon the first Schedule the full number of rooms contained in the house.

Schedule defaced or lost.

26. Whenever the Sub-enumerator is unable to obtain back any of the Schedules he deposited by reason of their being defaced or lost, he must put the requisite questions to the inmates, and insert the information on one of the spare Schedules he takes with him from the answers given. Wherever it can be done without inconvenience or much delay, he should ask to see the master or mistress of the house or head of the family, or the occupier, teacher, manager, or other person in charge of the farm, school, or other establishment, and civilly elicit information accordingly. In the case of the Householders' or Educational Schedules, the substituted form may be marked with the same number as the original one, with the addition of the word "substituted" after such number.

Refusal to supply information.

27. Should persons refuse to make written returns, or to answer such questions as the Sub-enumerator is authorised to put, he may remind them of the penalty to which they are rendering themselves liable, and point out the caution at the head of the Schedules. He may also warn persons whom he may suspect of giving false information of the penalty they are incurring by so doing. Should they still persist in refusing to supply information, or in supplying it untruly, he must report the matter to his Enumerator, in order that the requisite steps may be taken to enforce compliance with the law.

Householder absent.

28. If a house in which some one resides is found locked up, a Householder's and Education Schedule must be placed under the door or left with a neighbour. If, on returning for the Schedules, the Sub-enumerator should again find the house empty, and the papers not be left out for him, he must call again and endeavour to meet with the occupier. Should he be unable to do so after several attempts, he should fill Schedules from information obtained from one of the neighbours or some other person acquainted with the inmates, in which case the house may be considered as properly visited. He must, however, take care that no persons are recorded in this manner who did not actually abide in the house on the Census night; a similar course is to be adopted by the Sub-enumerator in the event of his being unable to meet with the manager or other person capable of giving exact information at a farm, school, factory, &c. These Schedules are also to be marked on top with the word "substituted," and must bear the original number of the missing form.

Failure to obtain full information.

29. The Sub-enumerator must not omit to enter persons on the Householders' Schedules because he cannot obtain all the information respecting them. If, for example, he can learn no more than that a person who has since gone away, and whose name is unknown, slept in a house or camped out in a certain place on the night of the 5th April, he must fill a Schedule for such person, writing "not known" in the column where the name should be, always stating the sex, and adding such other particulars of age, &c. as can be ascertained or estimated. This Schedule must bear the number of the original form if not recovered. If the form was issued originally, the new form must be classed and numbered consecutively with the A. series.

Uninhabited and unfinished houses.

30. The descriptions of all houses intended for residences, which may be uninhabited or in course of erection at the date of taking the Census, are to be entered on Householders'

INSTRUCTIONS TO ENUMERATORS.

lxxxii

Schedules in the proper column, with the word "uninhabited," or "being built," as the case may be, added. Such Schedules are to be classed and numbered with the A. series and signed by the Sub-enumerator. No account is to be taken of buildings, such as churches, stores, &c. in which nobody sleeps, and which are not used nor intended to be used as dwellings.

31. In the case of public offices, banks, stores, &c., in which a person or family resides in order to take care of the premises, the number of rooms occupied by such person or family is to be given only, and not the whole number in the building. Unless some one sleeps therein, shops, bathrooms, pantries, and outhouses are not to be considered as rooms. Public offices, banks, &c.

32. He will likewise be particular to see that the number and sex of persons employed by others in agricultural, pastoral, mining, and manufacturing pursuits are duly noted after the occupations of their employers, as directed in the Instructions printed on the back of the Householder's Schedule. Hands employed.

33. The Householders' Schedules of public institutions, such as hospitals, gaols, and the like, are to be distinctly marked as such at the top. The Schedules of licensed public-houses are also to be marked at the top with the word "hotel." Public institutions.

Compilation of Particulars of Householders' Schedules.

34. Each Sub-enumerator is also supplied with a book called the *Sub-enumerator's Compilation Book*, in which is recorded at the close of each day's collection the various particulars indicated by the headings, and, for additional guidance in this matter, a model form of compilation is given in the beginning of each book, showing the mode of grouping all the Schedules for each Sub-division separately and in the order of their consecutive numbers. Compilation of Schedules.

35. Before entering the Schedules of each Census Sub-division, they must be carefully examined and arranged in the order of the sequence of their Schedule numbers. If the order of their original distribution as directed be preserved in their collection, this arrangement will be greatly facilitated. Should this examination disclose any defects or omissions, he must with all promptitude endeavour to make them good. Schedules to be arranged in order of sequence.

36. The Schedules of each separate *Census Sub-division* being made complete, and arranged in the manner described, must now be securely fastened together at the top left-hand corner, together with the *Index-card* (D.) The *Index-card* must also be filled up correctly as regards the names of the Districts, &c. Schedules for each separate Census Sub-division to be securely fastened together.

37. Care must be taken that the whole of the Schedules of one Census Sub-division is included and a total made before commencing the entry of the next Census Sub-division Schedules. Should unforeseen circumstances arise which require the entry of another Census Sub-division before the collection of the Schedules of the previous Sub-division have been completed, a sufficient space must be left to receive the missing Schedules so as to enable them to be added together in their proper place. Each Census Sub-division to be kept distinct.

38. Uninhabited *Census Sub-divisions* must also be recorded in final Summary with the word "uninhabited" written in space for details. Uninhabited Census Sub-divisions to be noted.

39. When all the Schedules have been entered up and the totals obtained as in model form, the *totals of Census Sub-divisions* should then be summarised in the place set apart for this purpose at the end of the *Compilation Book*. Summary of Census Sub-division.

Final transmission of all Schedules, Books, Forms, &c. to Enumerator.

40. Having certified to the correctness of entries in the form provided for that purpose at the end of Sub-enumerator's *Compilation Book*, the securely fastened Schedules, together with all Books, Forms, &c., must be made up into convenient parcels and delivered to the Enumerator on or before the 8th April.* Transmission of completed Schedules, Books, &c. to Enumerator.

41. The Schedules not to be folded where possible, but are to be laid open upon one another in their proper order; if unavoidable, fold once only in the middle. Folding Schedules.

* Where exceptional circumstances make it impossible to secure the completion and delivery within this time, special arrangements for extension must be made beforehand with the Enumerator.

SUB-ENUMERATOR'S COMPILATION BOOK.

MODEL showing the mode of *Entering, Grouping, and Summarising the Particulars contained in the Householders' Schedules.*

(PAGE 1.)

CENSUS SUB-DIVISION No. 6/1.

| Schedule No. | Town, Village, or Locality, and Street, (if any). | Total No. of Persons in each Schedule. | | Number of Chinese and Half-caste Aborigines, Tasmania, in previous two columns. | | | | Dwelling. | | | Remarks. | |
|--------------|--|---|----|--|----|-----------|----|------------|--------------|--------------|--|--|
| | | M. | F. | Chinese. | | H.C. Tas. | | Inhabited. | Uninhabited. | Being built. | | |
| | | | | M. | F. | M. | F. | | | | | |
| 1 | Invermay Main Road ... | 3 | 2 | — | — | — | — | 1 | — | — | Husband and son absent, fishing. Son absent, travelling in bush. Hotel. Boarding-school. Fishing. Fishing. Travelling in bush. | |
| 2 | „ „ ... | 1 | 2 | — | — | — | — | 1 | — | — | | |
| 3 | „ „ ... | 2 | 4 | — | — | — | — | 1 | — | — | | |
| 4 | „ „ ... | 1 | 3 | — | — | — | — | 1 | — | — | | |
| 5 | „ „ ... | 4 | 6 | 1 | — | — | — | 1 | — | — | | |
| 6 | „ „ ... | 2 | 2 | — | — | — | — | 1 | — | — | | |
| 7 | „ „ ... | 3 | 2 | — | — | — | — | 1 | — | — | | |
| 8 | „ „ ... | 3 | 4 | — | — | — | — | 1 | — | — | | |
| 9 | „ „ ... | 1 | 1 | — | — | — | — | 1 | — | — | | |
| 10 | „ Grey-street ... | — | — | — | — | — | — | — | 1 | — | | |
| 11 | „ „ ... | 3 | 4 | — | — | — | 1 | 1 | — | — | | |
| 12 | „ „ ... | 2 | 2 | — | — | — | — | 1 | — | — | | |
| 13 | „ „ ... | Missing Schedule—cannot be accounted for. | | | | | | | | | | |
| 14 | „ „ ... | 0 | 15 | — | — | — | — | 1 | — | — | | |
| A 1 | „ Bath-street ... | 3 | 2 | — | — | — | — | 1 | — | — | | |
| „ 2 | „ „ ... | — | — | — | — | — | — | — | — | 1 | | |
| „ 3 | „ „ ... | 1 | 2 | — | — | — | — | 1 | — | — | | |
| B 1 | „ „ ... | 1 | — | — | — | — | — | — | — | — | | |
| „ 2 | „ „ ... | 2 | — | — | — | — | — | — | — | — | | |
| „ 3 | „ „ ... | 1 | — | — | — | — | — | — | — | — | | |
| (20) | Total Census Sub-Division No. 6/1... | 33 | 51 | 1 | — | — | 1 | 14 | 1 | 1 | | |

CENSUS SUB-DIVISION No. 6/2.

| | | | | | | | | | | | |
|-----|-----------------------|----|---|---|---|---|---|---|---|---|--|
| 1 | Mowbray Village | 2 | 3 | — | — | — | — | 1 | — | — | |
| 2 | „ „ | 3 | 2 | — | — | — | — | 1 | — | — | |
| 3 | „ „ | 4 | 2 | — | — | — | — | 1 | — | — | |
| 4 | „ „ | 1 | 1 | — | — | — | — | 1 | — | — | |
| 5 | „ „ | 2 | 1 | — | — | — | — | 1 | — | — | |
| (5) | Carried forward... | 12 | 9 | — | — | — | — | 5 | — | — | |

lxxiii

(PAGE 2.)

| Schedule No. | Town, Village, or Locality, and Street (if any). | Total No. of Persons in each Schedule. | | Number of Chinese and Half-caste Aborigines, Tasmania, in previous two columns. | | | | Remarks. | | | Remarks. | |
|--------------|---|---|----|--|----|-----------|----|------------|--------------|--------------|--------------------------------|------------------------|
| | | M. | F. | Chinese. | | H.C. Tas. | | Inhabited. | Uninhabited. | Being built. | | |
| | | | | M. | F. | M. | F. | | | | | |
| | | | | | | | | | | | | |
| 5 | <i>Brought forward ...</i> | 12 | 9 | — | — | — | — | 5 | — | — | Husband absent on Police duty. | |
| 6 | Mowbray Village | 1 | 3 | — | — | — | — | 1 | — | — | | |
| 7 | " " | 2 | 3 | — | — | — | — | 1 | — | — | | |
| 8 | " " | 1 | 4 | — | — | — | — | 1 | — | — | | |
| 9 | " " | 3 | 3 | — | — | — | — | 1 | — | — | | |
| 10 | " " | 2 | 5 | — | — | — | — | 1 | — | — | | |
| 11 | " " | 1 | 1 | — | — | — | — | 1 | — | — | | |
| 12 | " " | 2 | 4 | — | — | — | — | 1 | — | — | | |
| 13 | " " | 1 | 3 | — | — | — | — | 1 | — | — | | |
| 14 | " " | 3 | 2 | — | — | — | — | 1 | — | — | | |
| 15 | " " | 3 | 7 | — | — | — | — | 1 | — | — | | Hotel. |
| 16 | " " | 1 | 2 | — | — | — | — | 1 | — | — | | |
| 17 | " " | 3 | 2 | — | — | — | — | 1 | — | — | | |
| A 1 | " " | — | — | — | — | — | — | — | 1 | — | | Policeman, night duty. |
| B 1 | " " | 1 | — | — | — | — | — | — | — | — | | |
| " 2 | " " | 2 | — | — | — | — | — | — | — | — | Camped under dray. | |
| (20) | <i>Total Census Sub-Division No. 6/2...</i> | 38 | 48 | — | — | — | — | 17 | 1 | — | | |

CENSUS, SUB-DIVISION 6/3.

[illegible]

CENSUS OF TASMANIA, 1891.

SUMMARY.

| Page. | Census Sub-division. | Number of Schedules. | Total Population. | | | Number of Chinese. | | Number of Tasmanian Aboriginal H.C. | | Number of Dwellings. | | | |
|---|----------------------|----------------------|-------------------|------|--------|--------------------|----|-------------------------------------|----|----------------------|--------------|--------------|--------|
| | | | M. | F. | TOTAL. | M. | F. | M. | F. | Inhabited. | Uninhabited. | Being built. | TOTAL. |
| 1 | 6/1 | 20 | 33 | 51 | 84 | 1 | — | — | 1 | 14 | 1 | 1 | 16 |
| 2 | 6/2 | 20 | 38 | 48 | 86 | — | — | — | — | 17 | 1 | — | 18 |
| 2 | 6/3 | Nil. | — | Nil. | — | — | — | — | — | — | Nil. | — | — |
| Total of Sub-Enumerator's Sub-district..... | | 40 | 71 | 99 | 170 | 1 | — | — | 1 | 31 | 2 | 1 | 34 |

APPENDIX D.

ENTERING UP TABULATION CARDS.

I. RULES TO BE OBSERVED.

1. THE cards are of two colors, white and pink. The white alone are to be used for males ; the pink alone are to be used for females.

2. These cards, white and pink, are divided into two sub-groups, thus :—

- | | | |
|------------------|---|---|
| Plain cards. | { | a. White, without blue bar, alone to be used for all males who earn their own living, and who are not dependent upon relatives or upon public or private support. Examples E, A, W. |
| | | b. Pink, without blue bar, alone to be used for all females who earn their own living, and who are not dependent upon relatives or upon public or private support. Examples E, A, W. |
| Barred cards. | { | c. White, with blue bar, alone to be used for all males who do not earn their own livelihood, or who depend upon relatives, upon the state, or upon public or private support. Example, male infant, son, or other male relative at school ; dependent male, or dependent relative, &c. ; male inmates of gaols, charitable institutions, asylums, &c. |
| | | d. Pink, with blue bar, alone to be used for all females who do not earn their own livelihood, or who are mainly engaged in the domestic duties of the household for which no extra remuneration is paid, or who depend upon relatives, upon the state, or upon public or private support. Examples, female infant—daughter, or other female relative, or dependent at school ; female inmates of gaols, charitable institutions, asylums, &c. |

II. (A.) *Wife, Daughter, Son, or Relative assisting Head of Family in his or her business occupation.*

This distinction can only apply to those relatives who are expressly stated as engaged as assisting the head of the family in his business, but who do not receive definite wages or salary. In such cases the information entered in "Occupier" must include the occupation of the head of the family ; thus—

W.A. Innkeeper (A) indicates wife assisting innkeeper.

S.A. Agricultural farmer (A) indicates son assisting agricultural farmer.

R.A. Pastoral farm (A) relative assisting on pastoral farm.

D.D. Where a schedule contains no apparent breadwinner the mother, senior, or head of other dependants returned under domestic duties, housekeeper, &c., must not be so classed, but referred to Occupation indefinite. Pink card without blue bar ; and—

If in house under £30 year, Class (W.)

If in house over £30 a year, Class (O.)

III. *Dependants, Male and Female.*

Be careful in filling in the Occupation space to specify the condition or occupation of each dependent person ; thus—

(a) *Pink Cards with Blue Bar.*

1. Wife (D.D.) indicates wife engaged in domestic duties.
2. Daughter (D.D.) indicates daughter engaged in domestic duties.
3. (D.S.) indicates daughter at school.
4. (D.U.) indicates daughter at University.
5. (D.R.) indicates infant, or those who have no occupation.
6. Niece, or other female relative or female dependant to be similarly classified.
7. Female visitor, if occupation not stated, to be entered as dependant ; thus—Visitor (D.R.)

(b) *White Cards with Blue Bar.*

8. Son (D.S.) Indicates Son at School.
9. Son (D.U.) " " University.
10. Son (D.R.) Indicates Infant or those who have no occupation.
11. Nephew or other Male relative or Male dependant to be similarly classified.

IV. B. "Male Visitors" whose occupation is not defined not to be included as dependants if they are over 15 years of age. All the former must be entered upon White cards without blue bar, thus : [Occup., visitor—(Indef.)]

V. *Occupations of Breadwinners.*

1. Be careful to state fully the nature of the specific kind of occupation—e.g., do not write Carpenter for Ship Carpenter.

2. In all cases where indefinite terms are given—such as Clerk, Book-keeper, Accountant, Foreman, Apprentice, Labourer, Assistant Shopman, Carrier, Engine-driver, and such like—add, if possible, the nature of the employer's business, thus :—

| | |
|-------------------------------|------------------------------|
| Clerk to Brewer. | Laborer on Pastoral Farm. |
| Accountant to Grocer. | Assistant to Draper. |
| Foreman to Builder. | Bank Accountant. |
| Carpenter's Apprentice. | Carrier on Road. |
| Engine-driver, Railway. | Carrier to Shipping Company. |
| Engine-driver in Saw Mill. | Railway Carrier. |
| Laborer on Agricultural Farm. | |

3. Where the description is defective, more definite information may sometimes be obtained by glancing at relation to head of family, or the prevailing industries carried on in the district where the person dwells.

4. Distinguish carefully Agricultural from Pastoral Farms where possible.

VI. Education.

5. Should the column be left blank in the case of persons who inhabit costly dwellings, look to the signature, and if it appears to be written by one who gives indication of fair education, enter all persons above 5 as R.W.

In every case enter R.W. against any head who appears to have signed at the foot of the Schedule in his own handwriting.

VII. Abbreviations.

The following abbreviations may be used on Cards :—

| Birth-place— | |
|--------------|----------------------|
| E. | for England. |
| W. | „ Wales. |
| S. | „ Scotland. |
| I. | „ Ireland. |
| Tas. | „ Tasmania. |
| Vic. | „ Victoria. |
| N.S.W. | „ New South Wales. |
| Q. | „ Queensland. |
| S.A. | „ South Australia. |
| W.A. | „ Western Australia. |
| N.Z. | „ New Zealand. |
| C. | „ China. |
| U.S. | „ United States. |

For all other places write the name of Country more fully.

| Religion— | |
|------------|------------------------------------|
| Ch. of E. | for Church of England. |
| P. of T. | „ Presbyterian Church of Tasmania. |
| P. of V. | „ Presbyterian Church of Victoria. |
| R.C. | „ Roman Catholic. |
| Cong. | „ Congregational. |
| S.A. | „ Salvation Army. |
| W.M. | „ Wesleyan Methodist. |
| W. | „ Wesleyan. |
| B. | „ Baptist. |
| U. | „ Unitarian. |
| F.C. of S. | „ Free Church of Scotland. |
| O. | „ Object. |
| L.D.S. | „ Latter Day Saint. |
| P.M. | „ Primitive Methodist. |
| Prot. | „ Protestant, no Denomination. |

VIII. Checking Cards.

1. All Male Cards for any one sub-division must be tied up separately. A “tab card” stating the census sub-division, and the number of Males (include Breadwinners and Dependants) must be attached. The “tab card” to be initialed by the person who enters up the tickets. Prove that the number of card agrees with that on the Index Card on Schedules of the particular Division.

2. Female Cards to be similarly tied up, indicated, and proved.

3. All Cards to be carefully locked away each night in cases.

IX. Fines.

A fine of 20 Cards will be inflicted for—

1. Cards indistinctly written.
2. For writing particulars on a Card of the wrong color or kind.
3. For missing any person in any Schedule.
4. For entering the same person twice.
5. For omitting any of the specific categories—indicated by the abbreviations on Cards—in regard to information contained in respect of the person on Schedule.

C E N S U S

OF

THE COLONY OF TASMANIA,

1891.

PARTS I - VIII.

INDEX TO TABLES.

PART I.—POPULATION, DWELLINGS, LAND.

| Table | Page |
|---|------|
| I. Population—General Summary | 5 |
| II. Dwellings | 5 |
| III. Inhabitants and Dwellings on 5 April, 1891..... | 6 |
| IV. Land Occupation—General Summary | 6 |
| V. Proportion of Sexes, Density of Population, and Houses, 1841–1891 | 6 |
| VI. Increase of Population, 1841–1891 | 7 |
| VII. Increase or Decrease of Population by Electoral Districts and Divisions, 1857–1891 | 8 |
| VIII. Population and Dwellings—Summaries at successive Census Periods, 1841–1891..... | 10 |
| IX. Dwellings at successive Census Periods, 1841–1891 | 11 |
| X. Habitations and Land, 5 April, 1891—Summary by Electoral Districts and Divisions | 12 |
| XI. Populations and Dwellings, 5 April, 1891, by Electoral Districts and Divisions | 16 |
| XII. " " " Municipal Districts and Divisions..... | 17 |
| XIII. " " " Registration Districts and Divisions | 18 |
| XIV. " " " Various Census Sub-districts (Road Districts, &c.) | 19 |
| XV. " " " in Cities, Towns, and Villages..... | 23 |
| XVI. Electoral Representation in Census Years 1881–1891 | 25 |
| XVII. Births, Deaths, Migration, 1881–1891 | 27 |
| XVIII. Inmates of Government Establishments, 5 April, 1891 | 28 |
| XIX. Shipping Population, 5 April, 1891 | 29 |
| XX. Area, Density, and Extent of Population in Electoral Districts..... | 29 |
| XXI. " " " Registration Districts..... | 30 |
| (Plate I.) | |
| (Plate II.) | |

PART II.—AGES OF THE PEOPLE, 1891.

| | |
|---|----|
| I. Numbers at, above, and under each Year of Age, 1891 | 35 |
| II. Numbers at Quinquennial and other Age Periods, 1891..... | 36 |
| III. " (Comparative Numerical), Censuses 1861, 1870, 1881, 1891 | 37 |
| IV. " (Centesimal) | 37 |
| V. Numerical and Centesimal Increase or Decrease at each "Age Period" for successive Censuses..... | 38 |
| VI. Proportion of Sexes at each Age Period, 1861, 1870, 1881, and 1891..... | 39 |
| VII. Number of Females to 100 Males at each Age Period, 1861, 1870, 1881, and 1891 | 39 |
| VIII. Mean Age of Population, 1881 and 1891 | 40 |
| IX. Mean Ages at Decennial Periods, 1891 | 40 |
| X. Ages at Quinquennial and other Age Periods for the Hobart Registration District, including Hobart City and Hobart Suburbs, 1891 | 41 |
| XI. Ages at Quinquennial and other Age Periods for the Launceston Registration District, including Launceston City and Launceston Suburbs, 1891 | 42 |
| XII. Ages at Quinquennial and other Age Periods for the Rural Registration Districts, 1891 | 43 |
| XIII. Summary by Electoral Districts at Single Age Periods 1–21, Quinquennial Periods 21 and over | 44 |

PART III.—CONJUGAL CONDITION.

| | |
|---|----|
| I. Return showing Married and Single at the last Seven Censuses | 53 |
| II. Return showing Ages and Conjugal Condition, also Proportions per 100 | 54 |
| III. Return showing Proportion per 1000 of Persons married at different Age Periods, also Proportion to Total Population of Marriageable Age..... | 54 |
| IV. Return showing Number of Unmarried Persons, Males and Females, Husbands and Wives, Widowers and Widows, with Proportions per cent. | 55 |
| V. Return showing Bachelors and Spinsters, Husbands and Wives, the Proportions per cent., and the Numbers in excess in the case of each Sex..... | 56 |
| VI. Return showing Conjugal Condition of Males and Females at different Ages in each District..... | 57 |
| VII. Return showing the Number, Birth-places, Religions, and Occupations of Divorced Persons..... | 66 |

PART IV.—BIRTH-PLACES.

| | |
|---|----|
| I. Return showing Persons born in different Countries at the three last Censuses | 71 |
| II. Return showing Persons born in different Countries, Census 1891..... | 71 |
| III. Return showing Numbers and Proportions of Persons, Males, and Females, also the Number and Proportion of Adults, born in different Countries | 73 |
| IV. Return showing Birth-places of Persons, Males, and Females in Urban and Rural Districts, (Numerical) | 74 |
| V. Ditto, ditto, (Centesimal) | 75 |
| VI. Return showing Birth-place and Education in respect of all Persons three years of age and over | 76 |
| VII. Return showing Birth-places and Conjugal Conditions | 77 |
| VIII. Return showing Birth-places of Persons, Males, and Females in the several Electoral Districts... | 78 |

PART V.—EDUCATION OF THE PEOPLE.

| | |
|---|----|
| I. Return showing Proportion of all Persons specified as regards Education relative to the Total Numbers specified under the principal Age-groups at the four last Census Periods | 89 |
| II. Return showing Number and Proportion of all persons under Education and Age-groups | 90 |
| III. Return showing Number in Urban and Rural Districts at the two last Censuses under Education and Age-groups | 91 |

| Table | Page |
|---|------|
| IV. Return showing Proportion of Persons in Urban and Rural Districts at the two last Censuses under Education and Age-groups | 92 |
| V. Return of Persons and Education in each Electoral District (Numerical) | 93 |
| VI. Ditto, ditto, (Centesimal) | 94 |
| VII. Return showing for each Electoral District and for Urban and Rural Districts the Proportion of Persons who could read, &c. in the order of the highest results; the Proportion of all Ages over 7 years and over 21 years; also the Number of State Schools and their Number relative to Area and Population | 95 |
| VIII. Return showing the Education at different Ages in Electoral Districts | 96 |
| IX. Return showing the Number and Education of Children at Ages 3-15 (Numerical and Centesimal) | 118 |
| X. Return showing the Education of Children (3-15) in Urban and Rural Districts | 119 |
| XI. Return showing the Education of Children (3-15) of various Religious Denominations | 120 |
| XII. Return showing the Number of Children (3-15) receiving Instruction at School or at Home, and Proportion to the whole Population between 3 and 15 years of Age | 121 |
| XIII. Return of the Proportion of Children (3-15) receiving Secular Instruction | 121 |
| XIV. Return under Age-groups of the Number and Proportion of Children receiving Instruction, and the Number and Proportion of the Residue, in Urban, Rural, and Electoral Districts | 122 |
| XV. Return of the Number of Children (3-21) stated as attending different Schools and receiving Instruction at Home | 123 |
| XVI. Ditto, in Urban, Rural, and Electoral Districts | 124 |
| XVII. Ditto, attending State Schools, in Urban, Rural, and Electoral Districts | 125 |
| XVIII. Ditto, Private Schools, ditto | 126 |
| XIX. Ditto, receiving Instruction at Home, ditto | 127 |
| XX. Return showing the Number of Children (3-14) of whom there is no record as to receiving Instruction either at School or at Home, in Urban, Rural, and Electoral Districts | 128 |

PART VI.—SICKNESS AND INFIRMITY.

| | |
|---|-----|
| I. Showing the Number of Sick and Infirm, and Proportion per 10,000 of Living Population, at last two Censuses under each description of Infirmary | 133 |
| II. Showing the Number of Persons of the Living Population under each description of Infirmary at each Quinquennial Period of Age, Census 1891, (Numerical) | 134 |
| III. Ditto, ditto, (Centesimal) | 134 |
| IV. Ditto, ditto, (Numerical), Males | 135 |
| V. Ditto, ditto, (Centesimal), Males | 135 |
| VI. Ditto, ditto, (Numerical), Females | 136 |
| VII. Ditto, ditto, (Centesimal), Females | 137 |
| VIII. Showing the Number and Proportion in every 10,000 living under each description of Infirmary in Urban and Rural Districts | 138 |
| IX. Showing the Number and Proportion in every 10,000 living under each description of Infirmary in respect to Breadwinners and Dependants under various Classes of Occupations | 139 |
| X. Showing the Number of Males and Females under each description of Infirmary in each Electoral District | 140 |
| XI. Showing at various Periods of Age the Number of Males and Females under each description of Infirmary | 142 |
| XII. Showing the Number and Occupations of Males and Females under each description of Infirmary in the Colony | 144 |

PART VII.—RELIGIONS OF THE PEOPLE.

| | |
|--|-----|
| I. Return showing Number of Persons belonging to the principal Religious Denominations in 1870 and 1891; also absolute and relative Increase or Decrease | 157 |
| II. Return showing Percentage Proportion of Persons belonging to the different Religious Denominations at Censuses 1870 and 1891 | 157 |
| III. Return showing Relative Distribution of Religions in Urban and Rural Districts | 158 |
| IV. Return showing the Analysis of Sects grouped but not specified in Tables III. and IX. | 159 |
| V. Return showing Ages, Religions, and Education of the People | 160 |
| VI. Return showing Religion and Conjugal Condition of the People, (Numerical and Centesimal) .. | 161 |
| VII. Return showing the Religion and Education under different Age-groups | 162 |
| VIII. Return showing the Religion and Conjugal Condition of the People, Males and Females | 163 |
| IX. Return showing the Religions of the People in the various Electoral Districts | 164 |
| X. Return showing the Religions of the People, separately distinguishing the Chinese | 169 |
| XI. Return showing the Religions of the Chinese in the various Electoral Districts | 170 |

PART VIII.—OCCUPATIONS OF THE PEOPLE.

| | |
|--|-----|
| I. Showing Occupations of all Persons, Males, and Females under and over 20 years of age, divided into Breadwinners and Dependants, and in Seven Classes | 175 |
| II. Ditto, Comparative Returns 1881 and 1891 | 176 |
| III. Showing the Numbers and Proportion per cent. of Persons, Males, and Females in the different Divisions, Classes, and Sub-Classes of Occupations | 177 |
| IV. Showing the Number and Proportion of Persons, Males, and Females in the different Classes, Censuses 1881 and 1891, arranged comparatively; also showing Increase or Decrease | 178 |
| V. Showing Persons, Males, and Females belonging to 24 Orders of Occupations in Divisions and Classes; also in Urban and Rural Districts (Numerical) .. | 180 |
| VI. Showing Persons, Males, and Females belonging to 24 Orders of Occupations in Divisions and Classes; also in Urban and Rural Districts (Centesimal) | 182 |
| VII. Showing the Number of Persons, Males, and Females belonging to 111 distinct Sub-Orders of Occupations in Classes and Orders; also in Urban and Rural Districts | 184 |
| VIII. Showing the Numbers and Proportion per cent. of Persons living, under various Age-Groups, in Divisions, Classes, and principal Sub-Classes | 187 |

INDEX TO TABLES.

iii

| Table | Page |
|---|------|
| IX. Showing the Numbers and Proportion per cent. of Occupations, under the various Groups of Grades, in Divisions, Classes, and principal Sub-Classes | 188 |
| X. Showing the Percentage of Breadwinners and Dependants in Urban, Rural, & Electoral Districts | 189 |
| XI. Showing the Numbers and Proportion of Persons, Males, and Females belonging to the various Classes and Sub-Classes under various Grades and Age-Groups | 190 |
| XII. Showing the Number of Persons, Males, and Females belonging to various Classes and Sub-Classes of Occupation in the Colony, Urban Districts, Rural Districts, and several Electoral Districts; also Breadwinners and Dependants..... | 192 |
| XIII. Showing the Percentage Proportion of Breadwinners in Urban, Rural, and several Electoral Districts in Classes and Sub-Classes | 194 |
| XIV. Showing the system of Classification of the several Occupations in Classes, Sub-Classes, Orders, Sub-Orders, and Sub-Groups | 195 |
| XV. Showing the Number of Persons, Males, and Females in Hobart and Launceston in Age Periods and Grades, and in Classes and Sub-Classes | 210 |
| XVI. Showing the Number of Persons, Males, and Females in Colony, and in Hobart and Launceston, in Age Periods and Grades, and in Classes, Orders, and Sub-Orders | 212 |
| XVII. Showing the Number of Males of all Ages, and whether Employers, Employed, &c., in respect of each Specific Occupation | 226 |
| XVIII. Showing the Number of Females of all Ages, and whether Employers, Employed, &c., in respect of each Specific Occupation | 248 |
| XIX. Showing the Number of Persons, Males, and Females in classified order of Occupation, together with Sub-Groups of Occupations of Males in each Electoral District | 260 |
| XX. Showing the Occupations of Females in each Electoral District in Sub-Groups | 280 |
| XXI. Showing in Alphabetical arrangement the Occupations of Males and Females under Age-Groups and Grades for each Specific Occupation | 290 |
| XXII. Showing Occupations of Male Inmates of Establishments | 320 |
| XXIII. Showing Occupations of Female Inmates of Establishments..... | 321 |

APPENDIX.

| | |
|---|-----|
| Particulars as to Occupations and other information regarding Chinese | 322 |
|---|-----|

T A S M A N I A.

C E N S U S, 1 8 9 1.

PART I.

P O P U L A T I O N, D W E L L I N G S, L A N D.

Date of Enumeration, April 5, 1891.

PART I.

POPULATION, DWELLINGS, LAND.

| Table | Page |
|---|------|
| I. Population—General Summary | 5 |
| II. Dwellings " " | 5 |
| III. Inhabitants and Dwellings on 5 April, 1891 | 6 |
| IV. Land Occupation—General Summary..... | 6 |
| V. Proportion of Sexes, Density of Population, and Houses, 1841–1891 | 6 |
| VI. Increase of Population, 1841–1891..... | 7 |
| VII. Increase or Decrease of Population by Electoral Districts and Divisions, 1857–1891 | 8 |
| VIII. Population and Dwellings—Summaries at successive Census Periods, 1841–1891... | 10 |
| IX. Dwellings at successive Census Periods, (1841–1891) | 11 |
| X. Habitations and Land, 5 April, 1891—Summary by Electoral Districts and Divisions | 12 |
| XI. Populations and Dwellings, 5 April, 1891, by Electoral Districts and Divisions ... | 16 |
| XII. " " " Municipal Districts and Divisions... | 17 |
| XIII. " " " Registration Districts and Divisions | 18 |
| XIV. " " " Various Census Sub-districts (Road Districts, &c.)..... | 19 |
| XV. " " " in Cities, Towns, and Villages | 23 |
| XVI. Electoral Representation in Census Years 1881–1891 | 25 |
| XVII. Births, Deaths, Migration, 1881–1891 | 27 |
| XVIII. Inmates of Government Establishments, 5 April, 1891..... | 28 |
| XIX. Shipping Population, 5 April, 1891..... | 29 |
| XX. Area, Density, and Extent of Population in Electoral Districts..... | 29 |
| XXI. " " " Registration Districts | 30 |
| (Plate I.) | |
| (Plate II.) | |

CENSUS OF TASMANIA, 1891.

POPULATION, DWELLINGS, LAND.

Population.—General Summary.

TABLE I.—Population of Tasmania and its Dependencies on 5th April, 1891.

| | Numerical. | | | Centesimal. | | |
|---------------------------------|------------|--------|----------|------------------------------------|--------|----------|
| | Persons. | Males. | Females. | Persons. | Males. | Females. |
| Total Population enumerated ... | 146,637 | 77,560 | 69,107 | 100 | 52·88 | 47·12 |
| Chinese | | 931 | 8 | Total. 939 117 139 } 1195 | | |
| H. C. Chinese | | 62 | 55 | | | |
| H. C. Aborigines..... | | 73 | 66 | | | |

Dwellings.—General Summary.

TABLE II.—Habitations in Tasmania on the 5th April, 1891.

| Number of Dwellings. | Numerical. | Centesimal. | Number of Dwellings. | Numerical. | Centesimal. |
|---|------------|-------------|--|------------|-------------|
| <i>Classified according to Occu- pation.</i> | | | <i>Rooms.</i> | | |
| | | | Total | 29,801 | ... |
| | | | Total specified..... | 29,481 | 100·00 |
| Total | 29,801 | ... | One Room { Brick, Stone, Iron, &c..... Huts, Tents, &c.... | 731 | 2·48 |
| Total specified..... | 29,801 | 100·00 | | 1738 | 5·90 |
| Inhabited Houses | 26,585 | 89·22 | | 4092 | 13·87 |
| Inhabited Stores, Offices, and Public Buildings..... | 244 | 0·81 | | 11,627 | 39·43 |
| Inhabited Tents | 1195 | 4·01 | | 5880 | 19·95 |
| Uninhabited Houses | 1588 | 5·33 | | 5413 | 18·37 |
| Being built | 189 | 0·63 | Unspecified | 320 | ... |
| <i>Materials.</i> | | | <i>Rental or Assessed Annual Value.</i> | | |
| Total | 29,801 | ... | Total | 29,801 | ... |
| Total specified..... | 28,492 | 100·00 | Total specified..... | 28,498 | 100·00 |
| Brick or Stone | 8452 | 28·65 | Under £10..... | 11,128 | 39·05 |
| Wood, Iron, and Lath and Plaster..... | 19,231 | 65·21 | £10 to £20..... | 7541 | 26·46 |
| Slab, Bark, Mud, &c... .. | 595 | 2·02 | £20 to £40..... | 6673 | 23·42 |
| Canvas, Linen, Calico, &c... | 1214 | 4·12 | £40 to £75..... | 2344 | 8·23 |
| Unspecified | 309 | ... | £75 to £100 | 348 | 1·22 |
| | | | Over £100 | 460 | 1·62 |
| | | | Unspecified | 1303 | ... |

CENSUS OF TASMANIA, 1891.

Population and Dwellings.—General Summary.

TABLE III.—Inhabitants and Dwellings in Tasmania on the 5th April, 1891.

NUMERICAL.

| DWELLERS IN | | | | Travellers and persons sleeping under drays and camping out. | Persons in ships. | Migratory. | Total persons. |
|--|--------------------------|--|---------------------------------------|--|-------------------|------------|----------------|
| Brick, stone, wood, or lath and plaster buildings. | Slab, bark, or mud huts. | Tents and dwellings with canvas roofs. | Habitations of unspecified materials. | | | | |
| 141,627 | 1391 | 2334 | 75 | 137 | 1103 | ... | 146,667 |

CENTESIMAL.

| | | | | | | | |
|-------|------|------|------|------|------|-----|--------|
| 96·58 | 0·95 | 1·59 | 0·05 | 0·08 | 0·75 | ... | 100·00 |
|-------|------|------|------|------|------|-----|--------|

Land Occupation.—General Summary.

TABLE IV.—Land over one acre occupied or managed by Heads of Families on the 5th April, 1891.

| Land over one acre classified according to | Numerical. | Centesimal. |
|--|------------|-------------|
| <i>Utilization—</i> | | |
| Devoted to Agricultural and Pastoral purposesacres | 3,975,738 | 97·46 |
| Dairy Farming | 8,956 | 0·22 |
| Horticulture | 53,369 | 1·31 |
| Timber-getting | 23,136 | 0·57 |
| Mining | 14,132 | 0·35 |
| Other purposes | 4,001 | 0·09 |
| Total | 4,079,332 | 100·00 |
| <i>Ownership—</i> | | |
| Held as freehold | 2,205,529 | 54·07 |
| Partly purchased from the Crown | 189,061 | 4·63 |
| Rented or leased from the Crown | 476,409 | 11·68 |
| Rented or leased from private individuals | 1,208,333 | 29·62 |
| Total | 4,079,332 | 100·00 |
| <i>Rental, or Assessed Annual Value—</i> | | |
| Properties under £50 No. | 7994 | 83·45 |
| " £50 to £150 | 1114 | 11·63 |
| " £150 to £250 | 235 | 2·45 |
| " £250 to £500 | 136 | 1·42 |
| " £500 to £1000 | 76 | 0·79 |
| " £1000 and over..... | 24 | 0·26 |
| Total specified | 9579 | 100·00 |
| Unspecified | 17 | |
| Grand Total..... | 9596 | |

Proportion of the Sexes, Density of Population, and Houses at Successive Census Periods.

TABLE V.—Number of Females to 100 Males, and Number of Persons to the Square Mile, at the period of each Enumeration from 1841 to 1891, also Number of Persons to the Inhabited House, and of Inhabited Houses to the Square Mile.

| Date of Enumeration. | No. of Females to 100 Males. | Number of Persons to the Square Mile. | Number of Persons to the Inhabited Dwelling. | Number of Inhabited Dwellings to the Square Mile. |
|--------------------------|------------------------------|---------------------------------------|--|---|
| 27 September, 1841 | 45·54 | 1·92 | 7·32 | ·26 |
| 31 December, 1847 | 46·70 | 2·68 | 7·37 | ·36 |
| 1 March, 1851 | 59·06 | 2·68 | 6·25 | ·43 |
| 31 March, 1857 | 75·98 | 3·11 | 5·71 | ·55 |
| 7 April, 1861..... | 81·43 | 3·43 | 5·12 | ·67 |
| 7 February, 1870 | 84·73 | 3·79 | 5·50 | ·69 |
| 3 April, 1881 | 89·18 | 4·39 | 5·26 | ·83 |
| 5 April, 1891 | 89·12 | 5·60 | 5·23 | 1·07 |

Increase of Population, 1841-1891.

TABLE VI.—Showing the Increase or Decrease of the Population at successive Census Periods 1841-1891.

| Date of Enumeration. | Interval between each Enumeration. (Years.) | Total Population. | | | Increase or Decrease. | | | | | |
|--------------------------------------|--|-------------------|--------|----------|-------------------------------|--------|----------|-----------------------------------|--------------|---------------------------|
| | | Persons. | Males. | Females. | Actual since previous Census. | | | Percentage since previous Census. | | Percentage since 1841. |
| | | | | | Persons. | Males. | Females. | Decennial Rate. | Annual Rate. | Annual Rate. |
| 1841—27 September ^a | — | 50·216 | 34·504 | 15·712 | — | — | — | — | — | — |
| 1847—31 December ^b | 6·26 | 70·164 | 47·828 | 22·336 | 19·948 | 13,324 | 6624 | 63·46 | 5·45 | 5·45 |
| 1851— 1 March ^c | 3·14 | 70·130 | 43·127 | 25·482 | —34 | —4701 | 3146 | —0·15 | —0·001 | 3·62 |
| 1857—31 March ^d | 6·08 | 81·492 | 45·916 | 34·886 | 11·362 | 2789 | 9404 | 26·64 | 2·50 | 3·18 |
| 1861— 7 April | 4·02 | 89·977 | 49·593 | 40·384 | 8·485 | 3677 | 5498 | 25·91 | 2·44 | 3·02 |
| 1870— 7 February | 8·84 | 99·328 | 52·853 | 46·475 | 9·351 | 3260 | 6091 | 11·76 | 1·13 | 2·44 |
| 1881— 3 April ^e | 11·15 | 115·705 | 61·162 | 54·543 | 16·377 | 9309 | 8068 | 14·78 | 1·38 | 2·14 |
| 1891— 5 April | 10·01 | 146·667 | 77·560 | 69·107 | 30·962 | 16,408 | 14,564 | 26·73 | 2·36 | 2·18 |
| Total Increase in 49·5 years | ... | ... | ... | ... | 96·451 | 43,056 | 53,395 | 192·1 | ... | 2·18 |

^aThe figures for 1841, as published in *Gazette*, are full of errors which cannot now be corrected, and should therefore be used with great caution.

^bThe figures (Persons) for 1847 include 2246 military, women, and children; also 3739 male convicts on public work.

^c“ “ 1851 “ 953 “ “ “ “ 568 convicts, sex not distinguished.

^d“ “ 1857 “ 630 “ “ “ “

^eThe discrepancy in the number of brick and stone houses in 1870 and 1881 arises from a large number of residents in country districts failing to give definite descriptions.

Population.—Summary, 1857-1891.

TABLE VII.—Showing the Increase or Diminution of the Population of each Electoral District during the interval between each of the last Five Censuses and the one immediately preceding it; also the Increase or Diminution during the whole period from 1857 to 1891.

| | Population. | | | | | Increase or Decrease. | | | | | | | | | | Per cent. to Total Population. | |
|--------------------------------|-------------|--------|----------|---------|----------|-----------------------|---------------------|---------------------|---------------------|---------------------|---------------------|---------------------|---------------------|---------------------|---------------------|--------------------------------|--------|
| | Persons. | | | | | Numerical. | | | | | Percentage. | | | | | | |
| | 1857. | 1861. | 1870. | 1881. | 1891. | 1857 to 1861. | 1861 to 1870. | 1870 to 1881. | 1881 to 1891. | 1857 to 1891. | 1857 to 1861. | 1861 to 1870. | 1870 to 1881. | 1881 to 1891. | 1857 to 1891. | 1857. | 1891. |
| <i>The whole Colony</i> | 80,802 | 89,977 | 99,328 | 115,705 | 146,667 | 9175 | 9351 | 16,377 | 30,962 | 65,865 | 11.35 | 10.39 | 16.49 | 26.76 | 81.52 | 100.00 | 100.00 |
| <i>North-Eastern Division—</i> | | | | | | | | | | | | | | | | | |
| Evandale | ... | ... | ... | ... | { 3262 } | ... | ... | ... | 789 | 98 | -16.62 | 8.80 | -13.83 | 31.90 | 3.10 | 3.92 | 2.22 |
| Morven | 3164 | 2638 | 2870 | 2473 | { ... } | - 526 | 232 | - 397 } | ... | ... | ... | ... | ... | ... | ... | ... | ... |
| Fingal | 1430 | 1956 | 2261 | 3974 | 5003 | 526 | 305 | 1713 | 1029 | 3573 | 3.68 | 15.59 | 75.77 | 25.90 | 249.85 | 1.77 | 3.41 |
| <i>Launceston—</i> | | | | | | | | | | | | | | | | | |
| Central | ... | ... | ... | 4877 | ... | ... | ... | ... | ... | ... | ... | ... | ... | ... | ... | ... | ... |
| North | ... | ... | ... | 4376 | 7604 | ... | ... | ... | ... | ... | ... | ... | ... | ... | ... | ... | 5.18 |
| South | ... | ... | ... | 3499 | 9604 | ... | ... | ... | ... | ... | ... | ... | ... | ... | ... | ... | 6.55 |
| Total | 7874 | 10,359 | 10,668 | 12,752 | 17,208 | 2485 | 309 | 2084 | 4456 | 9334 | 31.56 | 2.98 | 19.54 | 34.94 | 118.53 | 9.74 | 11.73 |
| <i>George Town</i> | 1323 | 1350 | 1613 | 4417 | { 3607 } | 27 | 263 | 2804 | 2285 | 7532 | 2.04 | 19.48 | 173.82 | 22.38 | 128.70 | 1.64 | 2.46 |
| Ringarooma | ... | ... | ... | ... | { 4814 } | ... | ... | ... | ... | ... | ... | ... | ... | ... | ... | ... | 3.28 |
| Selby | 3643 | 2781 | 3468 | 5796 | { 4077 } | - 862 | 687 | 2328 | ... | ... | -23.60 | 24.70 | 67.13 | ... | ... | 4.51 | 2.78 |
| Longford | ... | ... | ... | ... | { 3126 } | ... | ... | ... | ... | ... | 53.25 | 7.48 | -12.97 | ... | ... | ... | 2.13 |
| Norfolk Plains | 2209 | 3385 | 3638 | 3166 | ... | 1176 | 253 | - 472 } | ... | ... | ... | ... | ... | ... | ... | 2.73 | ... |
| Cressy | ... | ... | ... | ... | 2303 | ... | ... | ... | - 86 | 2826 | ... | ... | ... | 0.86 | 39.57 | ... | 1.57 |
| Ringwood | 1500 | 1974 | 2060 | 2016 | ... | 474 | 86 | - 44 | ... | ... | 31.60 | 4.36 | - 2.14 | ... | ... | 1.86 | ... |
| Westbury | 3433 | 4585 | 5839 | 4872 | 4539 | 1152 | 1254 | - 967 } | ... | ... | 33.56 | 27.35 | -16.56 | ... | ... | 4.25 | 3.10 |
| Total N.E. Div. ... | 24,576 | 29,028 | 32,417 | 39,466 | 47,939 | 4452 | 3389 | 7049 | 8473 | 23,363 | 18.12 | 11.68 | 21.74 | 21.47 | 95.07 | 30.42 | 32.68 |
| <i>North-Western Division—</i> | | | | | | | | | | | | | | | | | |
| Deloraine | 1983 | 3114 | 3670 | 4126 | 4913 | 1131 | 556 | 456 | 787 | 2930 | 57.05 | 17.85 | 12.42 | 19.07 | 147.74 | 2.46 | 3.35 |
| Devon, East | ... | ... | { 5956 } | 4985 | 9054 | ... | ... | ... | ... | ... | ... | ... | ... | ... | ... | ... | 6.17 |
| Devon, West | 3137 | 5416 | { 2870 } | 4141 | 5734 | 2279 | 3410 | 5062 | 8714 | 19,465 | 72.66 | 62.97 | 57.35 | 62.74 | 620.60 | 3.88 | 3.91 |
| Wellington | ... | ... | { ... } | 4762 | 7814 | ... | ... | ... | ... | ... | ... | ... | ... | ... | ... | ... | 5.33 |
| Total N.W. Div. ... | 5120 | 8530 | 12,496 | 18,014 | 27,515 | 3410 | 3966 | 5518 | 9501 | 22,395 | 66.65 | 46.50 | 44.16 | 52.74 | 437.50 | 6.34 | 18.76 |

| | | | | | | | | | | | | | | | | | |
|--|---------------|---------------|---------------|---------------|---------------|-------------|-------------|-------------|-------------|---------------|---------------|--------------|--------------|--------------|--------------|--------------|--------------|
| <i>Midland Division—</i> | | | | | | | | | | | | | | | | | |
| Campbell Town | 2533 | 2549 | 2464 | 2710 | 2695 | 16 | -85 | 246 | -15 | 162 | 0.63 | -3.33 | 10.00 | -0.55 | 6.40 | 3.13 | 1.84 |
| Oatlands | 2236 | 2333 | 3058 | 3473 | 3330 | 97 | 725 | 415 | -143 | 1094 | 4.15 | 31.07 | 13.57 | -4.12 | 48.93 | 2.77 | 2.27 |
| Cumberland | 2591 | 2794 | 2915 | 3040 | 7057 | 203 | 121 | 125 | 4017 | 4466 | 7.84 | 4.33 | 4.29 | 132.15 | 172.35 | 3.20 | 4.81 |
| <i>Total Mid. Div</i> | <i>7360</i> | <i>7676</i> | <i>8437</i> | <i>9223</i> | <i>13,082</i> | <i>316</i> | <i>761</i> | <i>786</i> | <i>3859</i> | <i>5722</i> | <i>4.29</i> | <i>9.91</i> | <i>9.75</i> | <i>41.84</i> | <i>77.76</i> | <i>9.10</i> | <i>8.92</i> |
| <i>South-Eastern and South-Western Division—</i> | | | | | | | | | | | | | | | | | |
| Brighton | 2750 | 2808 | 3097 | 2954 | 3414 | 58 | 289 | -143 | 1555 | 921 | 2.11 | 10.29 | -4.62 | 14.78 | 8.26 | 3.40 | 2.33 |
| Clarence | 1612 | 1552 | 1602 | 1485 | ... | -60 | 50 | -117 | | | -3.72 | 3.22 | -7.30 | | | 1.99 | ... |
| Richmond | 1731 | 1608 | 1629 | 1729 | 2561 | -123 | 21 | 100 | | | -7.11 | 1.31 | 6.14 | | | 2.14 | 1.75 |
| Sorell | 3872 | 4111 | 4055 | 3327 | 4183 | 239 | -56 | -728 | | | 6.17 | -1.36 | -17.95 | | | 4.79 | 2.85 |
| Glamorgan | 1191 | 1168 | 1061 | 1027 | 1919 | -23 | -107 | -34 | | | -1.93 | -9.16 | -3.20 | | | 1.47 | 1.31 |
| <i>Hobart—</i> | | | | | | | | | | | | | | | | | |
| Central | ... | ... | ... | 4719 | ... | ... | ... | ... | ... | ... | ... | ... | ... | ... | ... | ... | ... |
| North | ... | ... | ... | 4226 | 8527 | ... | ... | ... | ... | ... | ... | ... | ... | ... | ... | ... | 5.82 |
| South | ... | ... | ... | 2929 | 7780 | ... | ... | ... | ... | ... | ... | ... | ... | ... | ... | ... | 5.30 |
| East | ... | ... | ... | 3667 | ... | ... | ... | ... | ... | ... | ... | ... | ... | ... | ... | ... | ... |
| West | ... | ... | ... | 5577 | 8598 | ... | ... | ... | ... | ... | ... | ... | ... | ... | ... | ... | 5.86 |
| <i>Total</i> | <i>18,258</i> | <i>19,449</i> | <i>19,092</i> | <i>21,118</i> | <i>24,905</i> | <i>1191</i> | <i>-357</i> | <i>2026</i> | <i>3787</i> | <i>6647</i> | <i>6.52</i> | <i>-1.84</i> | <i>10.61</i> | <i>17.93</i> | <i>36.40</i> | <i>22.60</i> | <i>16.98</i> |
| <i>Glenorchy</i> | <i>3879</i> | <i>3345</i> | <i>3521</i> | <i>3917</i> | <i>5502</i> | <i>-534</i> | <i>176</i> | <i>396</i> | <i>1585</i> | <i>1623</i> | <i>-13.77</i> | <i>5.26</i> | <i>11.25</i> | <i>40.47</i> | <i>41.85</i> | <i>4.80</i> | <i>3.75</i> |
| <i>Queenborough</i> | <i>2317</i> | <i>1979</i> | <i>2391</i> | <i>2213</i> | ... | -338 | 412 | -178 | 1304 | 2229 | -14.59 | 20.82 | -7.49 | 20.42 | 40.82 | 2.87 | ... |
| <i>Kingborough</i> | <i>3144</i> | <i>3454</i> | <i>3668</i> | <i>4173</i> | 7690 | 310 | 214 | 505 | | | 9.86 | 6.20 | 13.77 | | | | 5.24 |
| <i>New Norfolk</i> | <i>2641</i> | <i>2690</i> | <i>2952</i> | <i>3644</i> | 4253 | 49 | 262 | 692 | | | 1.86 | 9.74 | 23.44 | | | | 2.90 |
| <i>Franklin</i> | <i>2351</i> | <i>2579</i> | <i>2910</i> | <i>3415</i> | 3704 | 228 | 331 | 505 | | | 9.70 | 12.83 | 17.35 | | | | 2.53 |
| <i>Total S.E. and S.W. Division</i> | <i>43,746</i> | <i>44,743</i> | <i>45,978</i> | <i>49,002</i> | <i>58,131</i> | <i>997</i> | <i>1235</i> | <i>3024</i> | <i>9129</i> | <i>14,385</i> | <i>22.89</i> | <i>2.76</i> | <i>6.58</i> | <i>18.63</i> | <i>32.89</i> | <i>54.14</i> | <i>39.64</i> |

NOTE.—The boundaries and the number of Districts were much altered between the Censuses of 1861–1870 and 1881–1890, and hence it is difficult to make strict comparisons between many of the Districts. Taken in the groups as bracketed, and by the larger divisions, the comparisons are approximately correct.

TABLE IX.—Dwellings at Successive Census Periods (1841-1891).

NUMERICAL.

| Date of Enumeration. | Total Number of Dwellings. | Occupation. | | | Description. | | | | Rooms—Dwellings having | | | | | | Persons dwelling in | | | | | |
|-----------------------|----------------------------------|-------------|-----------------|-----------------|------------------------|--------------------|---------------------------------|------------------------|------------------------|---------------|--------------------------------|------------------------------|-------------------------------|------------------------|---------------------|-------|--------|--------|-------------------|------------------------|
| | | Occupied. | Un- occupied | Being built. | Brick and stone. | Wood, iron, &c. | Canvas, bark huts, &c. | Un- speci- fied. | One room. | Two rooms. | Three and four rooms. | Five and six rooms. | More than six rooms. | Un- speci- fied. | Houses. | Huts. | Tents. | Ships. | Camp- ing out. | Un- speci- fied. |
| 1841—27 September ... | 7758 | 6859 | 297 | 602 | 3459 | 3489 | — | 810 | — | — | — | — | — | — | — | — | — | — | — | — |
| 1847—31 December ... | 10,187 | 9519 | 95 | 573 | 4963 | 5224 | — | — | — | — | — | — | — | — | — | — | — | — | — | — |
| 1851—1 March | 11,844 | 11,245 | 38 | 561 | 5723 | 6121 | — | — | — | — | — | — | — | — | — | — | — | — | — | — |
| 1857—31 March | 15,018 | 14,273 | 122 | 623 | 6760 | 8258 | — | — | — | — | — | — | — | — | — | — | — | — | — | — |
| 1861—7 April | 18,593 | 17,566 | 944 | 83 | 7417 | 11,176 | — | — | — | — | — | — | — | — | — | — | — | — | — | — |
| 1870—7 February | 20,364 | 18,048 | 2146 | 170 | 7844 | 12,421 | 99 | — | — | — | — | — | — | — | — | — | — | — | — | — |
| 1881—3 April | 23,529 | 21,858 | 1533 | 138 | 7672 | 14,041 | 1177 | 639 | 1490 | 4674 | 8431 | 3981 | 3954 | 999 | 110,368 | 2405 | 484 | 697 | 81 | 1670 |
| 1891—5 April | 29,801 | 28,024 | 1588 | 189 | 8452 | 19,231 | 1869 | 309 | 2469 | 4092 | 11,627 | 5880 | 5413 | 320 | 141,627 | 1391 | 2334 | 1103 | 137 | 75 |

CENTESIMAL (RELATIVE TO TOTAL SPECIFIED).

| | | | | | | | | | | | | | | | | | | | | |
|------------|-----|-------|-------|------|-------|-------|------|---|------|-------|-------|-------|-------|---|-------|------|------|------|------|------|
| 1841 | 100 | 88.42 | 3.82 | 7.76 | 49.79 | 50.21 | — | — | — | — | — | — | — | — | — | — | — | — | — | — |
| 1847 | 100 | 93.43 | 0.94 | 5.63 | 48.72 | 51.28 | — | — | — | — | — | — | — | — | — | — | — | — | — | — |
| 1851 | 100 | 94.94 | 0.32 | 4.74 | 48.32 | 51.68 | — | — | — | — | — | — | — | — | — | — | — | — | — | — |
| 1857 | 100 | 95.05 | 0.81 | 4.14 | 45.01 | 54.99 | — | — | — | — | — | — | — | — | — | — | — | — | — | — |
| 1861 | 100 | 94.48 | 5.08 | 0.44 | 39.89 | 60.11 | — | — | — | — | — | — | — | — | — | — | — | — | — | — |
| 1870 | 100 | 88.64 | 10.53 | 0.83 | 38.52 | 61.00 | 0.48 | — | — | — | — | — | — | — | — | — | — | — | — | — |
| 1881 | 100 | 92.90 | 6.52 | 0.58 | 33.51 | 61.35 | 5.14 | — | 6.61 | 20.74 | 37.42 | 17.68 | 17.55 | — | 95.39 | 2.08 | 0.42 | 0.60 | 0.07 | 1.44 |
| 1891 | 100 | 94.04 | 5.33 | 0.63 | 28.65 | 65.21 | 6.14 | — | 8.38 | 13.87 | 39.43 | 19.95 | 18.37 | — | 96.58 | 0.95 | 1.59 | 0.75 | 0.08 | 0.05 |

Habitations and Land.

TABLE X.—Summary by Electoral Districts and Divisions.

| District. | Inhabitants. | | | Habitations. | | | | | | | | | |
|--|-----------------------------------|--------|----------|--------------|--------------|-----------|--|------------|-----------------|-------------------------------------|-----------------------------|--|-------------|
| | Total Number of Persons. | Males. | Females. | Dwellings. | | | | | Materials. | | | | |
| | | | | Inhabited. | Uninhabited. | Building. | Inhabited Stores, Offices, & Public Buildings. | Tents, &c. | Brick or Stone. | Wood, Iron, or Lath and Plaster. | Slab, Bark, or Mud Huts. | Tents and Dwell- ings with Canvas Roofs. | Not stated. |
| <i>The whole Colony</i> { Each Head..... } " Group.... } Specified } Percentage to } specified } | 146,667 | 77,560 | 69,107 | 26,585 | 1588 | 189 | 244 | 1195 | 8452 | 19,231 | 595 | 1214 | 309 |
| | ... | ... | ... | ... | 29,801 | ... | ... | ... | ... | 29,801 | ... | ... | ... |
| | ... | ... | ... | ... | 29,801 | ... | ... | ... | ... | 28,492 | ... | ... | ... |
| | 100·00 | 52·88 | 47·12 | 89·22 | 5·33 | 0·63 | 0·81 | 4·01 | 28·65 | 65·21 | 2·02 | 4·12 | ... |
| <i>North-Eastern Division—</i> | | | | | | | | | | | | | |
| Evandale | 3262 | 1686 | 1576 | 594 | 42 | ... | 1 | 5 | 158 | 425 | 7 | 4 | 48 |
| Fingal | 5003 | 2814 | 2189 | 987 | 34 | ... | 11 | 29 | 86 | 912 | 25 | 34 | 4 |
| <i>Launceston—</i> | | | | | | | | | | | | | |
| North | 7604 | 3903 | 3701 | 1305 | 59 | 7 | 6 | ... | 661 | 712 | ... | ... | 4 |
| South | 9604 | 4494 | 5110 | 1769 | 103 | 19 | 4 | ... | 904 | 989 | ... | ... | 2 |
| TOTAL | 17,208 | 8397 | 8811 | 3074 | 162 | 26 | 10 | ... | 1565 | 1701 | ... | ... | 6 |
| George Town | 3607 | 1884 | 1723 | 695 | 65 | 1 | 7 | 1 | 47 | 710 | 9 | 2 | 1 |
| Ringarooma | 4814 | 2910 | 1904 | 1039 | 123 | 3 | 11 | 3 | 13 | 1071 | 72 | 5 | 18 |
| Selby | 4077 | 2134 | 1943 | 799 | 46 | 6 | 8 | 18 | 50 | 781 | 31 | 15 | ... |
| Longford | 3126 | 1535 | 1591 | 641 | 94 | ... | 8 | 6 | 306 | 430 | 2 | 3 | 8 |
| Cressy | 2303 | 1262 | 1041 | 392 | 29 | 2 | ... | 5 | 96 | 326 | 2 | 3 | 1 |
| Westbury | 4539 | 2413 | 2126 | 790 | 35 | 1 | 10 | 2 | 185 | 640 | 5 | 2 | 6 |
| Total N.E. Division | 47,939 | 25,035 | 22,904 | 9011 | 630 | 39 | 66 | 69 | 2506 | 6996 | 153 | 68 | 92 |
| <i>North-Western Division—</i> | | | | | | | | | | | | | |
| Deloraine | 4913 | 2640 | 2273 | 901 | 63 | 4 | 9 | 18 | 121 | 825 | 9 | 18 | 22 |
| Devon East | 9054 | 4858 | 4196 | 1641 | 130 | 45 | 16 | 8 | 117 | 1653 | 31 | 15 | 24 |
| Devon West | 5734 | 3130 | 2604 | 1021 | 57 | 5 | 9 | 35 | 24 | 1028 | 26 | 37 | 12 |
| Wellington | 7814 | 4451 | 3363 | 1437 | 50 | 9 | 15 | 161 | 46 | 1371 | 75 | 166 | 14 |
| Total N.W. Division | 27,515 | 15,079 | 12,436 | 5000 | 300 | 63 | 49 | 222 | 308 | 4877 | 141 | 236 | 72 |
| <i>Midland Division—</i> | | | | | | | | | | | | | |
| Campbell Town | 2695 | 1420 | 1275 | 486 | 30 | 2 | 2 | 5 | 287 | 225 | 6 | 6 | 1 |
| Oatlands | 3330 | 1711 | 1619 | 582 | 39 | 4 | 4 | 4 | 225 | 378 | 10 | 10 | 10 |
| <i>Cumberland—</i> | | | | | | | | | | | | | |
| Bothwell Division | 1433 | 761 | 672 | ... | ... | ... | ... | ... | ... | ... | ... | ... | ... |
| Hamilton Division | 1747 | 957 | 790 | ... | ... | ... | ... | ... | ... | ... | ... | ... | ... |
| Macquarie Division | 3877 | 3314 | 563 | ... | ... | ... | ... | ... | ... | ... | ... | ... | ... |
| TOTAL | 7057 | 5032 | 2025 | 1166 | 31 | 2 | 9 | 750 | 212 | 810 | 169 | 756 | 11 |
| Total Midland Division | 13,082 | 8163 | 4919 | 2234 | 100 | 8 | 15 | 759 | 724 | 1413 | 185 | 772 | 22 |
| <i>South-Eastern & South-Western Division—</i> | | | | | | | | | | | | | |
| Brighton | 3414 | 1778 | 1636 | 615 | 72 | 2 | 21 | 20 | 243 | 455 | 2 | 19 | 11 |
| Richmond | 2561 | 1359 | 1202 | 445 | 26 | 1 | 2 | 53 | 178 | 283 | 8 | 53 | 5 |
| Sorell | 4183 | 2217 | 1966 | 726 | 37 | 4 | 8 | 31 | 154 | 597 | 12 | 29 | 14 |
| Glamorgan | 1919 | 986 | 933 | 348 | 91 | 1 | ... | 9 | 218 | 205 | 8 | 10 | 8 |
| <i>Hobart—</i> | | | | | | | | | | | | | |
| North | 8527 | 4220 | 4307 | 1479 | 29 | 11 | 13 | ... | 1165 | 951 | ... | ... | 16 |
| South | 7780 | 3808 | 3972 | 1270 | 50 | 8 | 4 | ... | 979 | 346 | ... | ... | 7 |
| West | 8598 | 4097 | 4501 | 1653 | 41 | 17 | 1 | ... | 1025 | 671 | ... | ... | 16 |
| TOTAL | 24,905 | 12,125 | 12,780 | 4402 | 120 | 36 | 18 | ... | 3169 | 1368 | ... | ... | 39 |
| Glenorchy | 5502 | 2735 | 2767 | 916 | 34 | 8 | 17 | ... | 420 | 526 | 4 | .. | 25 |
| Kingborough | 7690 | 3867 | 3823 | 1453 | 63 | 18 | 16 | 13 | 261 | 1361 | 29 | 11 | 1 |
| New Norfolk | 4253 | 2248 | 2005 | 715 | 56 | 3 | 23 | 14 | 241 | 515 | 36 | 12 | 7 |
| Franklin | 3704 | 1968 | 1736 | 720 | 59 | 6 | 9 | 5 | 30 | 735 | 17 | 4 | 13 |
| Total S.E. & S.W. Division | 58,131 | 29,283 | 28,848 | 10,340 | 558 | 79 | 114 | 145 | 4914 | 5945 | 116 | 138 | 123 |

Habitations and Land.

TABLE X.—Summary by Electoral Districts and Divisions—continued.

| District. | | Habitations—continued. | | | | | | | | | | | | | |
|---|-------------------------------|-------------------------------|------------------|-------|-----------------|---------------|-----------|----------------------------------|------------|-------------|-------------|-------------|--------------|----------------|-------------|
| | | Rooms. | | | | | | Rental or Assessed Annual Value. | | | | | | | |
| | | One. | | Two. | Three and Four. | Five and Six. | Over Six. | Not stated. | Under £10. | £10 to £20. | £20 to £40. | £40 to £75. | £75 to £100. | £100 and over. | Not stated. |
| | | Brick, Stone, Wood, Iron, &c. | Huts, Tents, &c. | | | | | | | | | | | | |
| The whole Colony | Each Head | 731 | 1738 | 4092 | 11,627 | 5880 | 5413 | 320 | 11,128 | 7541 | 6673 | 2344 | 348 | 460 | 1307 |
| | ” Group..... | | | | 29,801 | | | | | | | 29,801 | | | |
| | Specified | | | | 29,481 | | | | | | | 23,498 | | | |
| | Percentage to specified | 2.48 | 5.90 | 13.87 | 39.43 | 19.95 | 18.37 | ... | 39.05 | 26.46 | 23.42 | 8.23 | 1.22 | 1.62 | ... |
| North-Eastern Division— | | | | | | | | | | | | | | | |
| Evandale | | 3 | 6 | 59 | 269 | 110 | 147 | 48 | 140 | 204 | 167 | 66 | 11 | 2 | 52 |
| Fingal | | 77 | 66 | 241 | 405 | 141 | 124 | 7 | 711 | 239 | 71 | 20 | 10 | ... | 10 |
| Launceston— | | | | | | | | | | | | | | | |
| North | | 9 | ... | 85 | 601 | 328 | 347 | 7 | 7 | 329 | 662 | 263 | 55 | 51 | 10 |
| South | | 4 | ... | 66 | 789 | 599 | 434 | 3 | 20 | 474 | 974 | 343 | 50 | 31 | 3 |
| TOTAL | | 13 | ... | 151 | 1390 | 927 | 781 | 10 | 27 | 803 | 1636 | 606 | 105 | 82 | 13 |
| George Town | | 11 | 6 | 91 | 380 | 183 | 97 | 1 | 545 | 130 | 71 | 14 | 2 | 2 | 5 |
| Ringarooma | | 140 | 77 | 254 | 451 | 151 | 94 | 12 | 771 | 304 | 72 | 20 | 3 | 9 | ... |
| Selby | | 15 | 39 | 150 | 396 | 142 | 133 | 2 | 462 | 126 | 193 | 61 | 5 | 4 | 26 |
| Longford | | 16 | 7 | 77 | 342 | 157 | 144 | 6 | 437 | 185 | 79 | 20 | 8 | 4 | 16 |
| Cressy | | 3 | 4 | 72 | 197 | 83 | 67 | 2 | 195 | 189 | 19 | 12 | 2 | 5 | 6 |
| Westbury | | 12 | 10 | 120 | 344 | 176 | 167 | 13 | 410 | 259 | 140 | 21 | ... | ... | 8 |
| Total N.E. Division. | | 290 | 215 | 1215 | 4170 | 2070 | 1754 | 101 | 3698 | 2439 | 2448 | 840 | 146 | 108 | 136 |
| North-Western Division— | | | | | | | | | | | | | | | |
| Deloraine | | 24 | 22 | 204 | 459 | 161 | 115 | 10 | 683 | 187 | 73 | 25 | 1 | 3 | 23 |
| Devon, East | | 35 | 34 | 265 | 837 | 380 | 262 | 27 | 918 | 524 | 255 | 72 | 7 | 7 | 57 |
| Devon, West | | 22 | 64 | 175 | 456 | 222 | 174 | 14 | 487 | 369 | 185 | 28 | 2 | 7 | 49 |
| Wellington | | 125 | 237 | 235 | 609 | 258 | 191 | 17 | 861 | 513 | 178 | 52 | 9 | 5 | 54 |
| Total N.W. Division | | 206 | 357 | 879 | 2361 | 1021 | 742 | 68 | 2949 | 1593 | 691 | 177 | 19 | 22 | 183 |
| Midland Division— | | | | | | | | | | | | | | | |
| Campbell Town | | 12 | 7 | 93 | 195 | 89 | 126 | 3 | 247 | 146 | 73 | 32 | 8 | 9 | 10 |
| Oatlands | | 6 | 14 | 118 | 261 | 111 | 109 | 14 | 277 | 193 | 86 | 40 | 6 | 16 | 15 |
| Cumberland— | | | | | | | | | | | | | | | |
| Bothwell Division ... | | ... | ... | ... | ... | ... | ... | ... | ... | ... | ... | ... | ... | ... | ... |
| Hamilton Division... | | ... | ... | ... | ... | ... | ... | ... | ... | ... | ... | ... | ... | ... | ... |
| Macquarie Division .. | | ... | ... | ... | ... | ... | ... | ... | ... | ... | ... | ... | ... | ... | ... |
| TOTAL | | 26 | 955 | 312 | 404 | 123 | 131 | 7 | 497 | 414 | 250 | 34 | 5 | 15 | 743 |
| Total Midland Division | | 44 | 976 | 523 | 860 | 323 | 366 | 24 | 1021 | 753 | 409 | 106 | 19 | 40 | 768 |
| South-Eastern and South-Western Division— | | | | | | | | | | | | | | | |
| Brighton | | 20 | 21 | 171 | 244 | 82 | 183 | 9 | 427 | 134 | 103 | 32 | ... | 1 | 33 |
| Richmond | | 3 | 58 | 90 | 171 | 86 | 113 | 6 | 269 | 134 | 44 | 13 | 4 | 2 | 61 |
| Sorell | | 21 | 32 | 110 | 247 | 188 | 191 | 17 | 355 | 249 | 159 | 27 | 2 | 14 | ... |
| Glamorgan | | 17 | 9 | 90 | 166 | 71 | 90 | 6 | 269 | 99 | 44 | 23 | 3 | 3 | 8 |
| Hobart— | | | | | | | | | | | | | | | |
| North | | 8 | ... | 110 | 575 | 408 | 399 | 32 | 21 | 369 | 669 | 302 | 44 | 102 | 25 |
| South | | 6 | ... | 94 | 455 | 294 | 472 | 11 | 21 | 285 | 555 | 327 | 45 | 88 | 11 |
| West | | 6 | ... | 160 | 714 | 498 | 315 | 19 | 53 | 484 | 864 | 232 | 24 | 43 | 12 |
| TOTAL | | 20 | ... | 364 | 1744 | 1200 | 1186 | 62 | 95 | 1138 | 2088 | 861 | 113 | 233 | 48 |
| Glenorchy | | 16 | 2 | 88 | 347 | 221 | 294 | 7 | 175 | 268 | 314 | 160 | 19 | 28 | 11 |
| Kingborough | | 24 | 25 | 263 | 589 | 348 | 310 | 4 | 838 | 354 | 242 | 78 | 17 | 5 | 29 |
| New Norfolk | | 61 | 32 | 141 | 352 | 123 | 99 | 3 | 483 | 207 | 76 | 20 | 6 | 3 | 16 |
| Franklin | | 9 | 11 | 158 | 376 | 147 | 85 | 13 | 549 | 173 | 55 | 7 | ... | 1 | 14 |
| Total S.E. & S.W. Division | | 191 | 190 | 1475 | 4236 | 2466 | 2551 | 127 | 3460 | 2756 | 3125 | 1221 | 164 | 290 | 220 |

Habitations and Land.

TABLE X.—Summary by Electoral Districts and Divisions—*continued*.

| District. | Habitations— <i>continued</i> . | | | | | | Land over One Acre occupied or managed by Heads of Families. | | | | | |
|--|--|--------------------------|---------------------------------------|------------------------------------|--------|---|--|----------------|---------------|-----------------|---------|-----------------|
| | Persons living in | | | | | Travellers and Persons sleeping under Drays or Camping out. | Acres devoted to | | | | | Other purposes. |
| | Brick, Stone, Wood, Iron, or Lath and Plaster Buildings. | Slab, Bark, or Mud Huts. | Tents or Dwellings with Canvas Roofs. | Habitations of Un-sated Materials. | Ships. | | Agricultural and Pastoral Pursuits. | Dairy Farming. | Horticulture. | Timber-getting. | Mining. | |
| <i>The whole Colony</i> { Each Head } " Group } Specified } Percentage to specified } | 141,627 | 1391 | 2334 | 75 | 1103 | 137 | 3,975,738 | 8956 | 53,369 | 23,136 | 14,132 | 4001 |
| | | | 146,667 | | | | | | 4,079,332 | | | |
| | | | 146,667 | | | | | | 4,079,332 | | | |
| | 96.58 | 0.95 | 1.59 | 0.05 | 0.75 | 0.08 | 97.46 | 0.22 | 1.31 | 0.57 | 0.35 | 0.09 |
| <i>North-Eastern Division—</i> | | | | | | | | | | | | |
| Evandale..... | 3261 | ... | ... | ... | ... | 1 | 189,772 | ... | 113 | ... | ... | 24 |
| Fingal..... | 4889 | 33 | 65 | 5 | 11 | ... | 261,427 | 2029 | 88 | ... | 4964 | 6 |
| <i>Launceston—</i> | | | | | | | | | | | | |
| North..... | 7495 | ... | ... | ... | 96 | 13 | 213 | ... | 11 | ... | ... | 23 |
| South..... | 9601 | ... | ... | ... | 2 | 1 | 856 | 85 | 219 | ... | ... | 260 |
| TOTAL..... | 17,096 | ... | ... | ... | 98 | 14 | 1069 | 85 | 230 | ... | ... | 283 |
| George Town..... | 3548 | 11 | 10 | ... | 38 | ... | 70,417 | 115 | 286 | 1664 | 240 | 51 |
| Ringarooma..... | 4583 | 178 | 15 | 38 | ... | ... | 121,494 | 791 | 235 | 399 | 4546 | 768 |
| Selby..... | 3981 | 59 | 32 | ... | ... | 5 | 94,501 | ... | 414 | 25 | ... | 10 |
| Longford..... | 3113 | 2 | 2 | ... | ... | 9 | 66,957 | 69 | ... | ... | ... | 38 |
| Cressy..... | 2303 | ... | ... | ... | ... | ... | 114,042 | 8 | 2 | 156 | ... | 1 |
| Westbury..... | 4523 | 9 | ... | ... | ... | 7 | 134,512 | 701 | 229 | ... | 75 | 349 |
| Total N.E. Division... | 47,297 | 292 | 124 | 43 | 147 | 36 | 1,054,191 | 3798 | 1597 | 2244 | 9825 | 1530 |
| <i>North-Western Division—</i> | | | | | | | | | | | | |
| Deloraine..... | 4846 | 28 | 35 | ... | ... | 4 | 119,049 | 50 | 58 | 668 | ... | 10 |
| Devon, East..... | 8913 | 82 | 15 | 5 | 31 | 8 | 100,025 | 481 | 755 | 817 | 1934 | 84 |
| Devon, West..... | 5626 | 28 | 58 | ... | 9 | 13 | 74,028 | 150 | 394 | 472 | 670 | 396 |
| Wellington..... | 7284 | 146 | 334 | 20 | 23 | 7 | 413,520 | 747 | 130 | 1131 | 1647 | 577 |
| Total N.W. Division. | 26,669 | 284 | 442 | 25 | 63 | 32 | 706,622 | 1428 | 1337 | 3088 | 4251 | 1067 |
| <i>Midland Division—</i> | | | | | | | | | | | | |
| Campbell Town..... | 2666 | 6 | 13 | ... | ... | 10 | 445,506 | ... | 60 | ... | ... | 45 |
| Oatlands..... | 3330 | ... | ... | ... | ... | ... | 265,117 | ... | 9 | 40 | ... | 5 |
| <i>Cumberland—</i> | | | | | | | | | | | | |
| Bothwell Division... | ... | ... | ... | ... | ... | ... | ... | ... | ... | ... | ... | ... |
| Hamilton Division... | ... | ... | ... | ... | ... | ... | ... | ... | ... | ... | ... | ... |
| Macquarie Division. | ... | ... | ... | ... | ... | ... | ... | ... | ... | ... | ... | ... |
| TOTAL..... | 5044 | 464 | 1502 | ... | 31 | 16 | 499,161 | ... | 119 | 416 | ... | ... |
| Total Midland Division | 11,040 | 470 | 1515 | ... | 31 | 26 | 1,209,784 | ... | 188 | 456 | ... | 50 |
| <i>South-Eastern and South-Western Division—</i> | | | | | | | | | | | | |
| Brighton..... | 3352 | 1 | 47 | ... | 2 | 12 | 188,494 | 105 | 51 | ... | ... | 26 |
| Richmond..... | 2439 | 25 | 97 | ... | ... | ... | 136,021 | ... | ... | 32 | ... | ... |
| Sorell..... | 4024 | 35 | 46 | ... | 78 | ... | 245,255 | 523 | 1931 | 893 | ... | 862 |
| Glamorgan..... | 1869 | 28 | 18 | 1 | 2 | 1 | 257,518 | 949 | 313 | 90 | ... | 162 |
| <i>Hobart—</i> | | | | | | | | | | | | |
| North..... | 8527 | ... | ... | ... | ... | ... | ... | ... | 3 | ... | ... | ... |
| South..... | 7108 | ... | ... | ... | 672 | ... | 51 | 2 | 63 | ... | ... | 8 |
| West..... | 8598 | ... | ... | ... | ... | ... | 10 | ... | 4 | ... | ... | ... |
| TOTAL..... | 24,233 | ... | ... | ... | 672 | ... | 61 | 2 | 70 | ... | ... | 8 |
| Glenorchy..... | 5499 | 3 | ... | ... | ... | ... | 14,793 | 271 | 2709 | 66 | ... | 42 |
| Kingborough..... | 7560 | 60 | 17 | 6 | 44 | 3 | 57,224 | 1760 | 29,013 | 4892 | 50 | 113 |
| New Norfolk..... | 4018 | 193 | 22 | ... | ... | 20 | 85,940 | 120 | 6071 | 1544 | 1 | 3 |
| Franklin..... | 3627 | ... | 6 | ... | 64 | 7 | 19,835 | ... | 10,089 | 9831 | 5 | 138 |
| Total S.E. & S.W. Division | 56,621 | 345 | 253 | 7 | 862 | 43 | 1,005,141 | 3730 | 50,247 | 17,348 | 56 | 1354 |

Habitations and Land.

TABLE X.—Summary by Electoral Districts and Divisions.—*continued.*

| District. | Land over One Acre occupied or managed by Heads of Families— <i>continued.</i> | | | | | | | | | | |
|--|--|----------------------------------|--------------------------------------|---------------------------|---|--------------|---------------|---------------|----------------|---------------|------------|
| | Acres held. | | | | Rental or Assessed Annual Value (Properties.) | | | | | | |
| | As Freehold. | Partly purchased from the Crown. | Rented or Leased. From the Crown. | From Private Individuals. | Under £50. | £50 to £150. | £150 to £250. | £250 to £500. | £500 to £1000. | £1000 & over. | Undefined. |
| <i>The whole Colony.</i> { Each head } { „ Group ... } { Specified } { Percentage to specified..... } | 2,205,529 | 189,061 | 476,409 | 1,208,333 | 7994 | 1114 | 235 | 136 | 76 | 24 | 17 |
| | | 4,079,332 | | | | | 9596 | | | | |
| | | 4,079,332 | | | | | 9579 | | | | |
| | 54·07 | 4·63 | 11·68 | 29·62 | 83·45 | 11·63 | 2·45 | 1·42 | 0·79 | 0·26 | ... |
| <i>North-Eastern Division—</i> | | | | | | | | | | | |
| Evandale | 125,558 | 1891 | 7700 | 54,760 | 135 | 64 | 15 | 14 | 4 | 2 | ... |
| Fingal | 99,667 | 14,073 | 50,300 | 104,474 | 331 | 52 | 11 | 14 | 11 | 1 | 1 |
| <i>Launceston—</i> | | | | | | | | | | | |
| North..... | 141 | ... | 59 | 47 | 19 | 1 | ... | ... | ... | ... | ... |
| South..... | 819 | 219 | 12 | 370 | 86 | 3 | ... | ... | ... | ... | ... |
| TOTAL | 960 | 219 | 71 | 417 | 105 | 4 | ... | ... | ... | ... | ... |
| George Town..... | 22,467 | 5244 | 21,049 | 24,013 | 167 | 22 | 1 | ... | ... | ... | ... |
| Ringarooma | 47,982 | 14,750 | 57,799 | 7702 | 411 | 36 | 5 | 4 | ... | ... | ... |
| Selby..... | 48,764 | 13,350 | 1945 | 30,891 | 397 | 29 | 10 | 1 | 3 | ... | ... |
| Longford | 48,854 | 513 | 24 | 17,673 | 146 | 48 | 16 | 10 | 4 | ... | ... |
| Cressy..... | 77,113 | 1555 | 970 | 34,571 | 130 | 60 | 13 | 6 | 6 | 2 | 1 |
| Westbury | 75,600 | 7338 | 4292 | 48,636 | 388 | 110 | 27 | ... | ... | ... | ... |
| <i>Total N.E. Division</i> ... | 546,965 | 58,933 | 144,150 | 323,137 | 2210 | 425 | 98 | 49 | 28 | 5 | 2 |
| <i>North-Western Division—</i> | | | | | | | | | | | |
| Deloraine | 76,616 | 10,681 | 520 | 32,018 | 458 | 69 | 22 | 6 | 1 | 1 | ... |
| Devon East..... | 63,537 | 12,413 | 1424 | 26,722 | 715 | 48 | 8 | 4 | ... | ... | ... |
| Devon West..... | 39,875 | 8384 | 1256 | 26,595 | 509 | 73 | 3 | ... | ... | ... | ... |
| Wellington..... | 145,358 | 23,773 | 40,921 | 207,700 | 533 | 50 | 4 | 2 | ... | ... | ... |
| <i>Total N.W. Division.</i> ... | 325,386 | 55,251 | 44,121 | 293,035 | 2215 | 240 | 37 | 12 | 1 | 1 | ... |
| <i>Midland Division—</i> | | | | | | | | | | | |
| Campbell Town..... | 306,981 | 106 | 32,058 | 106,466 | 110 | 19 | 8 | 19 | 15 | 6 | ... |
| Oatlands | 178,834 | 9036 | 6477 | 70,824 | 229 | 43 | 10 | 15 | 8 | 3 | ... |
| <i>Cumberland—</i> | | | | | | | | | | | |
| Bothwell Division..... | ... | ... | ... | ... | ... | ... | ... | ... | ... | ... | ... |
| Hamilton Division..... | ... | ... | ... | ... | ... | ... | ... | ... | ... | ... | ... |
| Macquarie Division..... | ... | ... | ... | ... | ... | ... | ... | ... | ... | ... | ... |
| TOTAL | 315,324 | 18,625 | 49,093 | 116,654 | 198 | 23 | 13 | 13 | 14 | 6 | ... |
| <i>Total Midland Division</i> | 801,139 | 27,767 | 87,628 | 293,944 | 537 | 85 | 31 | 47 | 37 | 15 | ... |
| <i>South-Eastern & South-Western Division.—</i> | | | | | | | | | | | |
| Brighton..... | 103,477 | 1347 | 9651 | 74,201 | 287 | 62 | 19 | 6 | 5 | 2 | ... |
| Richmond | 54,611 | 2248 | 23,550 | 55,644 | 191 | 67 | 8 | 4 | 1 | ... | 2 |
| Sorell | 102,935 | 12,104 | 88,052 | 46,373 | 417 | 71 | 8 | 3 | ... | 1 | ... |
| Glamorgan | 122,189 | 7403 | 52,395 | 77,045 | 207 | 26 | 18 | 8 | ... | ... | ... |
| <i>Hobart—</i> | | | | | | | | | | | |
| North..... | ... | ... | ... | 3 | 1 | ... | ... | ... | ... | ... | ... |
| South | 78 | ... | ... | 46 | 27 | 3 | ... | ... | ... | ... | 12 |
| West | 8 | 3 | ... | 3 | 6 | ... | ... | ... | ... | ... | 1 |
| TOTAL | 86 | 3 | ... | 52 | 34 | 3 | ... | ... | ... | ... | 13 |
| Glenorchy..... | 12,301 | 1650 | 242 | 3688 | 278 | 40 | 3 | 4 | 1 | ... | ... |
| Kingborough..... | 61,427 | 8401 | 12,623 | 10,601 | 848 | 40 | 1 | ... | ... | ... | ... |
| New Norfolk..... | 48,873 | 5119 | 12,937 | 26,750 | 290 | 30 | 10 | 3 | 3 | ... | ... |
| Franklin..... | 26,140 | 8835 | 1060 | 3863 | 480 | 25 | 2 | ... | ... | ... | ... |
| <i>Total S.E. & S.W. Division</i> | 532,039 | 47,110 | 200,510 | 298,217 | 3032 | 364 | 69 | 28 | 10 | 3 | 15 |

Population and Dwellings in Electoral Districts, 1891.

TABLE XI.—Showing Area in Square Miles of each Electoral District and in the principal Geographical Divisions; the Population, specifying the number of Chinese and Chinese Half-castes and the number of Half-caste Tasmanian Aborigines; the number of Dwellings; the proportion of Females to Males; the average number of Persons to the Square Mile and to the Inhabited Dwelling; and the average number of Dwellings to the Square Mile.

| District. | Area in Square Miles. | Total Population. | | | Number of Chinese and Half-caste Tasmanian Aboriginals in previous columns. | | | | | | Inhabited Dwellings. | Number of Females to 100 Males. | Persons to the | | Dwellings to the Square Mile. |
|--|-----------------------|-------------------|--------|----------|---|------|---------------------|-------|-----------------------------------|-------|----------------------|---------------------------------|----------------|---------------------|-------------------------------|
| | | Persons. | Males. | Females. | Chinese. | | Half-caste Chinese. | | Half-caste Tasmanian Aboriginals. | | | | Square Mile. | Inhabited Dwelling. | |
| <i>The whole Colony</i> | 26,215 | 146,667 | 77,560 | 69,107 | M. 931 | F. 8 | M. 62 | F. 55 | M. 73 | F. 66 | 28,024 | 89·10 | 5·60 | 5·23 | 1·07 |
| <i>North Eastern Division—</i> | | | | | | | | | | | | | | | |
| Evandale | 442·66 | 3262 | 1686 | 1576 | 3 | ... | ... | ... | ... | ... | 600 | 93·48 | 7·37 | 5·44 | 1·36 |
| Fingal | 1556·79 | 5003 | 2814 | 2189 | 184 | 4 | 13 | 11 | ... | ... | 1027 | 77·80 | 3·21 | 4·87 | 0·66 |
| <i>Launceston—</i> | | | | | | | | | | | | | | | |
| North | ... | 7604 | 3903 | 3701 | 11 | ... | 2 | 3 | ... | 2 | 1311 | 94·83 | ... | 5·80 | |
| South | ... | 9604 | 4494 | 5110 | 28 | ... | 8 | 9 | ... | ... | 1773 | 113·70 | ... | 5·42 | |
| TOTAL | 5·38 | 17,208 | 8397 | 8811 | 39 | ... | 10 | 12 | ... | 2 | 3084 | 104·92 | 3198·51 | 5·58 | 573·24 |
| George Town | 444·62 | 3607 | 1884 | 1723 | 7 | ... | 6 | 9 | ... | ... | 703 | 91·46 | 8·11 | 5·13 | 1·58 |
| Ringarooma | 1305·69 | 4814 | 2910 | 1904 | 586 | 4 | 23 | 17 | 71 | 63 | 1053 | 65·42 | 3·69 | 4·57 | 0·81 |
| Selby | 514·08 | 4077 | 2134 | 1943 | 26 | ... | ... | ... | ... | ... | 825 | 91·06 | 7·93 | 4·94 | 1·60 |
| Longford | 135·58 | 3126 | 1535 | 1591 | 1 | ... | ... | ... | ... | ... | 655 | 103·62 | 23·06 | 4·77 | 4·83 |
| Cressy | 346·96 | 2303 | 1262 | 1041 | ... | ... | ... | ... | ... | ... | 397 | 82·50 | 6·64 | 5·80 | 1·14 |
| Westbury | 366·11 | 4539 | 2413 | 2126 | ... | ... | ... | ... | ... | ... | 802 | 88·11 | 12·40 | 5·66 | 2·19 |
| Total N.E. Division... | 5116·87 | 47,939 | 25,035 | 22,904 | 846 | 8 | 52 | 49 | 71 | 65 | 9146 | 91·50 | 9·37 | 5·24 | 1·79 |
| <i>North-Western Division—</i> | | | | | | | | | | | | | | | |
| Deloraine | 857·68 | 4913 | 2640 | 2273 | 3 | ... | ... | ... | ... | ... | 928 | 86·10 | 5·73 | 5·29 | 1·08 |
| Devon, East | 525·04 | 9054 | 4858 | 4196 | 9 | ... | ... | ... | 1 | ... | 1665 | 86·38 | 17·24 | 5·44 | 3·17 |
| Devon, West..... | 801·58 | 5734 | 3130 | 2604 | 7 | ... | ... | ... | ... | ... | 1065 | 83·20 | 7·15 | 5·38 | 1·33 |
| Wellington | 3953·42 | 7814 | 4451 | 3363 | 19 | ... | ... | ... | ... | ... | 1613 | 75·56 | 1·98 | 4·84 | 0·41 |
| Total N.W. Division . | 6137·72 | 27,515 | 15,079 | 12,436 | 38 | ... | ... | ... | 1 | ... | 5271 | 82·48 | 4·48 | 5·22 | 0·86 |
| <i>Midland Division—</i> | | | | | | | | | | | | | | | |
| Campbell Town | 914·39 | 2695 | 1420 | 1275 | ... | ... | ... | ... | ... | ... | 493 | 89·80 | 2·95 | 5·47 | 0·54 |
| Oatlands..... | 592·44 | 3330 | 1711 | 1619 | ... | ... | ... | ... | ... | ... | 590 | 94·62 | 5·62 | 5·64 | 1·00 |
| Cumberland— | | | | | | | | | | | | | | | |
| Bothwell Division | ... | 1433 | 761 | 672 | ... | ... | ... | ... | ... | ... | 255 | 88·32 | ... | 5·62 | |
| Hamilton Division.... | ... | 1747 | 957 | 790 | ... | ... | ... | ... | ... | ... | 365 | 82·55 | ... | 4·79 | |
| Macquarie Division... | ... | 3877 | 3314 | 563 | 1 | ... | ... | ... | ... | ... | 1305 | 16·99 | ... | 2·97 | |
| TOTAL | 5700·08 | 7057 | 5032 | 2025 | 1 | ... | ... | ... | ... | ... | 1925 | 40·25 | 1·24 | 3·67 | 0·34 |
| Total Midland Division. | 7206·91 | 13,082 | 8163 | 4919 | 1 | ... | ... | ... | ... | ... | 3008 | 60·26 | 1·82 | 4·35 | 0·42 |
| <i>South-Eastern and South-Western Division—</i> | | | | | | | | | | | | | | | |
| Brighton | 316·71 | 3414 | 1778 | 1636 | ... | ... | ... | ... | ... | ... | 656 | 92·02 | 10·78 | 5·20 | 2·07 |
| Richmond | 267·77 | 2561 | 1359 | 1202 | ... | ... | ... | ... | 1 | ... | 500 | 88·45 | 9·57 | 5·12 | 1·87 |
| Sorell | 562·39 | 4183 | 2217 | 1966 | ... | ... | ... | ... | ... | ... | 765 | 88·69 | 7·44 | 5·47 | 1·36 |
| Glamorgan | 1157·06 | 1919 | 986 | 933 | 1 | ... | 3 | 1 | ... | ... | 357 | 94·63 | 1·66 | 5·38 | 0·31 |
| Hobart— | | | | | | | | | | | | | | | |
| North..... | ... | 8527 | 4220 | 4307 | 9 | ... | ... | ... | ... | ... | 1492 | 102·05 | ... | 5·71 | |
| South | ... | 7780 | 3808 | 3972 | 23 | ... | ... | ... | ... | ... | 1274 | 104·30 | ... | 6·11 | |
| West | ... | 8598 | 4097 | 4501 | 5 | ... | ... | ... | ... | ... | 1654 | 109·85 | ... | 5·20 | |
| TOTAL | 1·98 | 24,905 | 12,125 | 12,780 | 37 | ... | ... | ... | ... | ... | 4420 | 105·40 | 12,578·25 | 5·63 | 2232·32 |
| Glenorchy | 50·89 | 5502 | 2735 | 2767 | 2 | ... | ... | ... | ... | ... | 933 | 101·17 | 108·10 | 5·90 | 1·83 |
| Kingborough | 1011·12 | 7690 | 3867 | 3823 | ... | ... | ... | ... | ... | 1 | 1482 | 98·86 | 7·61 | 5·19 | 1·47 |
| New Norfolk..... | 400·81 | 4253 | 2248 | 2005 | 2 | ... | ... | ... | ... | ... | 752 | 89·19 | 10·61 | 5·66 | 1·88 |
| Franklin | 3279·52 | 3704 | 1968 | 1736 | 4 | ... | 7 | 5 | ... | ... | 734 | 88·21 | 1·13 | 5·05 | 0·22 |
| <i>Total S.E. & S.W. Division</i> | 7048·25 | 58,131 | 29,283 | 28,848 | 46 | ... | 10 | 6 | 1 | 1 | 10,599 | 98·52 | 8·25 | 5·48 | 1·50 |
| | 25,599·75 | | | | | | | | | | | | | | |
| <i>Area of Islands, Lakes, Estuaries, &c., not included.....</i> | 705·25 | | | | | | | | | | | | | | |

Population and Dwellings in Registration Districts, 1891.

TABLE. XIII.—Showing Area in Square Miles of each Registration District and the principal Geographical Divisions; the Population, specifying the number of Chinese and Chinese Half-castes and the number of Half-caste Tasmanian Aborigines; the number of Dwellings; the proportion of Females to Males; the average number of Persons to the Square Mile and to the Inhabited Dwelling; and the average number of Dwellings to the Square Mile.

| District. | Area in Square Miles. | Total Population. | | | Number of Chinese and Half-caste Tasmanian Aborigines in previous columns. | | | | | | Inhabited Dwellings. | Number of Females to 100 Males. | Persons to the | | Dwellings to the Square Mile. |
|--|-----------------------|-------------------|--------|----------|--|---------------------|----------------------------------|--------------|---------------------|-------|----------------------|---------------------------------|----------------|------|-------------------------------|
| | | Persons. | Males. | Females. | Chinese. | Half-caste Chinese. | Half-caste Tasmanian Aboriginal. | Square Mile. | Inhabited Dwelling. | | | | | | |
| <i>The whole Colony.....</i> | 26,215·00 | 146,667 | 77,560 | 69,107 | M. 901 | F. 8 | M. 62 | F. 55 | M. 73 | F. 66 | 28,024 | 89·12 | 5·60 | 5·23 | 1·07 |
| <i>North-Eastern Division—</i> | | | | | | | | | | | | | | | |
| Beaconsfield | 95·53 | 2097 | 1065 | 1032 | 3 | ... | 4 | 8 | ... | ... | 423 | 96·91 | 21·95 | 4·96 | 4·43 |
| Fingal | 1108·96 | 3404 | 1850 | 1554 | 1 | ... | 4 | 4 | ... | ... | 634 | 84·01 | 3·07 | 5·37 | 0·57 |
| George Town | 88·38 | 586 | 318 | 268 | ... | ... | ... | ... | ... | ... | 95 | 84·29 | 6·63 | 6·17 | 1·07 |
| Lefroy | 262·66 | 924 | 501 | 423 | 4 | ... | 2 | 1 | ... | ... | 185 | 84·44 | 3·52 | 4·99 | 0·70 |
| Launceston | 526·52 | 21,316 | 10,548 | 10,768 | 65 | ... | 10 | 12 | ... | 2 | 3915 | 102·10 | 40·49 | 5·45 | 7·44 |
| Evandale | 442·66 | 3262 | 1686 | 1576 | 3 | ... | ... | ... | ... | ... | 600 | 93·50 | 7·37 | 5·44 | 1·36 |
| Portland | 446·83 | 1599 | 964 | 635 | 183 | 4 | 9 | 7 | ... | ... | 393 | 65·88 | 3·58 | 4·07 | 0·88 |
| Ringarooma | 1296·68 | 4783 | 2893 | 1890 | 586 | 4 | 23 | 17 | 71 | 63 | 1047 | 65·34 | 3·69 | 4·57 | 0·81 |
| Westbury | 223·53 | 3681 | 1914 | 1767 | ... | ... | ... | ... | ... | ... | 655 | 92·33 | 16·47 | 5·62 | 2·93 |
| Frankford | 142·58 | 858 | 499 | 359 | ... | ... | ... | ... | ... | ... | 147 | 71·95 | 6·02 | 5·84 | 1·03 |
| <i>Total N. E. Division...</i> | 4,634·33 | 42,510 | 22,238 | 20,272 | 845 | 8 | 52 | 49 | 71 | 65 | 8094 | 90·58 | 9·17 | 5·25 | 1·75 |
| <i>North-Western Division—</i> | | | | | | | | | | | | | | | |
| Deloraine | 857·68 | 4913 | 2640 | 2273 | 3 | ... | ... | ... | ... | ... | 928 | 86·10 | 5·73 | 5·29 | 1·08 |
| Emu Bay | 575·19 | 4001 | 2146 | 1855 | 15 | ... | ... | ... | ... | ... | 761 | 86·44 | 6·96 | 5·26 | 1·32 |
| Waratah | 2392·80 | 1888 | 1229 | 659 | 4 | ... | ... | ... | ... | ... | 520 | 53·62 | 0·79 | 3·62 | 0·22 |
| Stanley | 507·14 | 1625 | 903 | 722 | ... | ... | ... | ... | ... | ... | 286 | 79·96 | 3·20 | 5·68 | 0·56 |
| Montagu | 478·29 | 300 | 173 | 127 | ... | ... | ... | ... | ... | ... | 46 | 73·42 | 0·63 | 6·52 | 0·10 |
| Mersey | 164·22 | 4069 | 2205 | 1864 | 1 | ... | ... | ... | 1 | ... | 729 | 84·54 | 24·77 | 5·58 | 4·44 |
| Port Sorell | 139·42 | 456 | 262 | 194 | ... | ... | ... | ... | ... | ... | 86 | 74·05 | 3·27 | 5·30 | 0·62 |
| Port Frederick | 33·14 | 2312 | 1201 | 1111 | 8 | ... | ... | ... | ... | ... | 449 | 92·51 | 69·77 | 5·15 | 13·55 |
| Sheffield | 188·26 | 2217 | 1190 | 1027 | ... | ... | ... | ... | ... | ... | 401 | 86·31 | 11·78 | 5·53 | 2·13 |
| Ulverstone | 801·58 | 5734 | 3130 | 2604 | 7 | ... | ... | ... | ... | ... | 1065 | 83·20 | 7·15 | 5·38 | 1·33 |
| <i>Total N. W. Division...</i> | 6137·72 | 27,515 | 15,079 | 12,436 | 38 | ... | ... | ... | 1 | ... | 5271 | 82·47 | 4·48 | 5·22 | 0·86 |
| <i>Midland Division—</i> | | | | | | | | | | | | | | | |
| Bothwell | 1055·51 | 1378 | 738 | 640 | ... | ... | ... | ... | ... | ... | 249 | 86·73 | 0·36 | 5·53 | 0·24 |
| Campbell Town | 914·39 | 2695 | 1420 | 1275 | ... | ... | ... | ... | ... | ... | 493 | 89·80 | 2·95 | 5·47 | 0·54 |
| Green Ponds..... | 145·39 | 1303 | 683 | 620 | ... | ... | ... | ... | ... | ... | 265 | 90·79 | 8·96 | 4·92 | 1·82 |
| Hamilton | 3328·27 | 1802 | 980 | 822 | ... | ... | ... | ... | ... | ... | 371 | 83·89 | 0·54 | 4·86 | 0·11 |
| Longford | 482·54 | 5429 | 2797 | 2632 | 1 | ... | ... | ... | ... | ... | 1052 | 94·11 | 11·25 | 5·16 | 2·18 |
| Outlands..... | 592·44 | 3330 | 1711 | 1619 | ... | ... | ... | ... | ... | ... | 590 | 94·63 | 5·62 | 5·64 | 1·00 |
| Strahan | 1317·68 | 3877 | 3314 | 563 | 1 | ... | ... | ... | ... | ... | 1305 | 16·99 | 2·94 | 2·97 | 1·00 |
| <i>Total Midland Division</i> | 7836·22 | 19,814 | 11,643 | 8171 | 2 | ... | ... | ... | ... | ... | 4325 | 70·19 | 2·54 | 4·58 | 0·55 |
| <i>South-Eastern and South-Western Division—</i> | | | | | | | | | | | | | | | |
| Brighton | 171·40 | 2111 | 1095 | 1016 | ... | ... | ... | ... | ... | ... | 391 | 92·80 | 12·32 | 5·40 | 2·28 |
| Clarence..... | 33·40 | 1063 | 519 | 544 | ... | ... | ... | ... | ... | ... | 212 | 104·82 | 31·83 | 5·01 | 6·35 |
| Glamorgan | 659·85 | 1001 | 498 | 503 | ... | ... | ... | ... | ... | ... | 186 | 101·00 | 1·52 | 5·38 | 0·28 |
| Gordon | 144·88 | 940 | 492 | 448 | ... | ... | ... | ... | ... | ... | 178 | 91·06 | 6·49 | 5·28 | 1·23 |
| Hobart | 98·65 | 33,450 | 16,310 | 17,140 | 39 | ... | ... | ... | ... | ... | 5946 | 105·10 | 339·15 | 5·63 | 60·28 |
| Kingston | 103·46 | 1161 | 591 | 570 | ... | ... | ... | ... | ... | ... | 228 | 96·45 | 11·22 | 5·09 | 2·20 |
| New Norfolk..... | 387·52 | 4263 | 2248 | 2005 | 2 | ... | ... | ... | ... | ... | 752 | 89·20 | 10·97 | 5·66 | 1·94 |
| Port Cygnet..... | 105·96 | 1561 | 810 | 751 | ... | ... | ... | ... | ... | 1 | 301 | 92·72 | 14·73 | 5·19 | 2·84 |
| Ralph's Bay..... | 31·36 | 285 | 161 | 124 | ... | ... | ... | ... | ... | ... | 52 | 77·03 | 9·09 | 5·48 | 1·66 |
| Richmond..... | 267·77 | 2561 | 1359 | 1202 | ... | ... | ... | ... | 1 | ... | 500 | 88·46 | 9·57 | 5·12 | 1·87 |
| Sorell..... | 304·68 | 2087 | 1093 | 994 | ... | ... | ... | ... | ... | ... | 359 | 90·94 | 6·85 | 5·81 | 1·18 |
| Spring Bay | 497·21 | 918 | 488 | 430 | 1 | ... | 3 | 1 | ... | ... | 171 | 88·12 | 1·85 | 5·37 | 0·34 |
| Tasman's Peninsula..... | 192·95 | 748 | 444 | 304 | ... | ... | ... | ... | ... | ... | 142 | 61·80 | 3·88 | 5·27 | 0·74 |
| Victoria | 622·87 | 985 | 524 | 461 | ... | ... | ... | ... | ... | ... | 182 | 87·98 | 1·58 | 5·41 | 0·29 |
| Esperance | 141·05 | 658 | 363 | 295 | ... | ... | ... | ... | ... | ... | 131 | 81·28 | 4·66 | 5·02 | 0·97 |
| Franklin | 2704·76 | 1274 | 664 | 610 | ... | ... | ... | ... | ... | ... | 257 | 91·87 | 0·47 | 4·96 | 0·10 |
| Geeveston | 104·48 | 1000 | 537 | 463 | ... | ... | ... | ... | ... | ... | 196 | 86·22 | 9·57 | 5·10 | 1·88 |
| Southport | 329·23 | 772 | 404 | 368 | 4 | ... | 7 | 5 | ... | ... | 150 | 91·10 | 2·34 | 5·15 | 0·46 |
| <i>Total S.E. & S.W. Division</i> | 6901·48 | 56,828 | 28,600 | 28,228 | 46 | ... | 10 | 6 | 1 | 1 | 10,334 | 98·71 | 8·24 | 5·50 | 1·50 |
| Area of Islands, Lakes, Estuaries, &c., not otherwise included. | 25,509·75 | | | | | | | | | | | | | | |
| | 705·25 | | | | | | | | | | | | | | |

Population and Dwellings, 1891.

TABLE XIV.—Showing the Population and Inhabited Dwellings in the various Census Sub-Districts within each Electoral District.

| District. | Population. | | | Inhabited Dwellings. | Females to 100 Males. | Persons to a Dwelling. |
|--|---------------|-------------|-------------|----------------------|-----------------------|------------------------|
| | Persons. | Males. | Females. | | | |
| NORTH-EASTERN DIVISION. | | | | | | |
| FINGAL— | | | | | | |
| Part of Gould's Country Road Trust | 1041 | 639 | 402 | 257 | 79.20 | 4.05 |
| Portland Road Trust | 572 | 324 | 248 | 139 | 76.54 | 4.12 |
| Fingal Road Trust | 1282 | 745 | 537 | 265 | 72.08 | 4.84 |
| St. Mary's Road Trust | 1531 | 792 | 739 | 256 | 93.31 | 5.98 |
| St. Paul's Road Trust..... | 433 | 229 | 204 | 81 | 89.08 | 5.35 |
| Part of Evandale Road Trust | 144 | 85 | 59 | 29 | 69.41 | 4.97 |
| <i>Total Fingal</i> | <i>5003</i> | <i>2814</i> | <i>2189</i> | <i>1027</i> | <i>77.80</i> | <i>4.87</i> |
| LAUNCESTON, NORTH | 7604 | 3903 | 3701 | 1311 | 94.83 | 5.80 |
| „ SOUTH | 9604 | 4494 | 5110 | 1773 | 113.70 | 5.42 |
| <i>Total Launceston.....</i> | <i>17,208</i> | <i>8397</i> | <i>8811</i> | <i>3084</i> | <i>104.92</i> | <i>5.58</i> |
| GEORGE TOWN— | | | | | | |
| Part of West Tamar Road Trust..... | 2097 | 1065 | 1032 | 423 | 96.90 | 4.96 |
| George Town Road Trust | 700 | 379 | 321 | 188 | 84.69 | 3.72 |
| Part of Saltwood Road Trust..... | 810 | 440 | 370 | 92 | 84.09 | 8.80 |
| <i>Total George Town</i> | <i>3607</i> | <i>1884</i> | <i>1723</i> | <i>703</i> | <i>91.46</i> | <i>5.13</i> |
| RINGAROOMA— | | | | | | |
| Part of Scottsdale Road Trust | 1740 | 903 | 837 | 338 | 92.69 | 5.15 |
| Ringarooma Road Trust | 1293 | 776 | 517 | 310 | 66.62 | 4.17 |
| Part of Gould's Country Road Trust | 42 | 23 | 19 | 10 | 82.61 | 4.20 |
| Boobyalla Road Trust | 1312 | 963 | 349 | 325 | 36.24 | 4.04 |
| Balance of District | 427 | 245 | 182 | 70 | 74.29 | 6.10 |
| <i>Total Ringarooma</i> | <i>4814</i> | <i>2910</i> | <i>1904</i> | <i>1053</i> | <i>65.42</i> | <i>4.57</i> |
| SELBY— | | | | | | |
| Part of West Tamar Road Trust..... | 678 | 340 | 338 | 130 | 99.41 | 5.22 |
| Dorset Road Trust..... | 1360 | 683 | 677 | 266 | 99.12 | 5.12 |
| North Esk Road Trust | 396 | 209 | 187 | 79 | 89.47 | 5.01 |
| Part of Scottsdale Road Trust | 122 | 67 | 55 | 38 | 82.09 | 3.21 |
| Turner's Marsh Road Trust | 606 | 325 | 281 | 121 | 86.46 | 5.01 |
| Tankerville Road Trust | 850 | 468 | 382 | 179 | 81.62 | 4.75 |
| Balance of District | 65 | 42 | 23 | 12 | 54.76 | 5.42 |
| <i>Total Selby</i> | <i>4077</i> | <i>2134</i> | <i>1943</i> | <i>825</i> | <i>91.04</i> | <i>4.94</i> |
| EVANDALE— | | | | | | |
| Evandale Road Trust..... | 1389 | 722 | 667 | 263 | 92.42 | 5.28 |
| Part of Perth Road Trust | 308 | 157 | 151 | 60 | 96.18 | 5.13 |
| Part of North Esk Road Trust..... | 222 | 111 | 111 | 40 | 100.00 | 5.50 |
| St. Leonard's Road Trust | 398 | 206 | 192 | 72 | 93.16 | 5.53 |
| Part of Breadalbane Road Trust | 945 | 490 | 455 | 165 | 92.86 | 5.73 |
| <i>Total Evandale</i> | <i>3262</i> | <i>1686</i> | <i>1576</i> | <i>600</i> | <i>93.48</i> | <i>5.44</i> |
| LONGFORD— | | | | | | |
| Part of Carrick Road Trust | 306 | 163 | 143 | 58 | 87.73 | 5.28 |
| Part of Longford Road Trust | 1939 | 949 | 990 | 403 | 104.32 | 4.81 |
| Part of Perth Road Trust..... | 588 | 266 | 322 | 126 | 121.05 | 4.67 |
| Part of Breadalbane Road Trust | 293 | 157 | 136 | 68 | 86.64 | 4.31 |
| <i>Total Longford</i> | <i>3126</i> | <i>1535</i> | <i>1591</i> | <i>655</i> | <i>103.62</i> | <i>4.77</i> |
| CRESSY— | | | | | | |
| Part of Westbury Road Trust | 606 | 318 | 288 | 107 | 90.57 | 5.66 |
| Part of Longford Road Trust | 1493 | 824 | 669 | 257 | 81.19 | 5.81 |
| Lake River Road Trust..... | 204 | 120 | 84 | 33 | 70.00 | 6.18 |
| <i>Total Cressy.....</i> | <i>2303</i> | <i>1262</i> | <i>1041</i> | <i>397</i> | <i>82.50</i> | <i>5.80</i> |

Population and Dwellings, 1891.

TABLE XIV.—Showing the Population and Inhabited Dwellings in the various Census Sub-Districts within each Electoral District—*continued*.

| District. | Population. | | | Inhabited Dwellings. | Females to 100 Males. | Persons to a Dwelling. |
|---|-------------|--------|----------|----------------------|-----------------------|------------------------|
| | Persons. | Males. | Females. | | | |
| NORTH-EASTERN DIVISION—continued. | | | | | | |
| WESTBURY— | | | | | | |
| Part of West Tamar Road Trust..... | 668 | 395 | 273 | 118 | 69·11 | 5·66 |
| Westwood Road Trust | 443 | 230 | 213 | 70 | 92·61 | 6·33 |
| Part of Frankford Road Trust..... | 218 | 131 | 87 | 39 | 66·41 | 5·59 |
| Part of Exton Road Trust | 471 | 248 | 223 | 78 | 89·92 | 6·04 |
| Westbury Road Trust | 2264 | 1167 | 1097 | 407 | 94·00 | 5·56 |
| Part of Carrick Road Trust..... | 475 | 242 | 233 | 90 | 96·28 | 5·28 |
| Total Westbury | 4539 | 2413 | 2126 | 802 | 88·11 | 5·66 |
| TOTAL N.E. DIVISION | 47,939 | 25,035 | 22,904 | 9146 | 91·50 | 5·24 |
| NORTH-WESTERN DIVISION. | | | | | | |
| DELORAINÉ— | | | | | | |
| Part of East Mersey Road Trust..... | 41 | 25 | 16 | 6 | 64·00 | 6·83 |
| Part of Exton Road Trust..... | 302 | 176 | 126 | 58 | 71·59 | 5·21 |
| Deloraine Road Trust..... | 1735 | 879 | 856 | 349 | 97·38 | 4·97 |
| Part of Midhurst Road Trust..... | 1239 | 685 | 554 | 214 | 80·88 | 5·53 |
| Part of Chudleigh Road Trust..... | 1588 | 869 | 719 | 299 | 80·87 | 5·31 |
| Part of Great Lake Road Trust | 8 | 6 | 2 | 2 | 33·33 | 4·00 |
| Total Deloraine | 4913 | 2640 | 2273 | 928 | 86·10 | 5·29 |
| EAST DEVON— | | | | | | |
| Part of West Tamar Road Trust..... | 4 | 2 | 2 | 2 | 100·00 | 2·00 |
| Part of Frankford Road Trust..... | 17 | 13 | 4 | 4 | 30·76 | 4·25 |
| Harford and Templeton Road Trust | 1648 | 884 | 764 | 294 | 86·43 | 5·61 |
| Part of West Devonport Road Trust | 1006 | 514 | 492 | 195 | 95·72 | 5·16 |
| Tarleton Road Trust | 1372 | 732 | 640 | 247 | 87·43 | 5·55 |
| Latrobe Road Trust | 1798 | 941 | 857 | 331 | 91·07 | 5·43 |
| Part of East Mersey Road Trust..... | 768 | 442 | 326 | 124 | 73·76 | 6·19 |
| Railton Road Trust..... | 741 | 414 | 327 | 147 | 78·99 | 5·04 |
| Kentish Plains Road Trust | 1495 | 795 | 700 | 274 | 88·05 | 5·46 |
| Beulah Road Trust..... | 187 | 107 | 80 | 40 | 74·76 | 4·68 |
| Part of Forth Road Trust..... | 1 | 1 | ... | 1 | ... | 1·00 |
| Part of Chudleigh Road Trust..... | 17 | 13 | 4 | 6 | 30·77 | 2·83 |
| Total East Devon | 9054 | 4858 | 496 | 1665 | 86·38 | 5·44 |
| WEST DEVON— | | | | | | |
| Leven Road Trust | 1481 | 807 | 674 | 276 | 83·52 | 5·37 |
| Forth Road Trust | 3166 | 1729 | 1437 | 587 | 83·11 | 5·39 |
| Don Road Trust | 1035 | 546 | 489 | 178 | 89·56 | 5·81 |
| Part of Waratah Road Trust | 50 | 46 | 4 | 24 | 8·69 | 2·08 |
| Part of Chudleigh Road Trust | ... | ... | ... | ... | ... | ... |
| Balance of District | 2 | 2 | ... | ... | ... | ... |
| Total West Devon | 5734 | 3130 | 2604 | 1065 | 83·20 | 5·38 |
| WELLINGTON— | | | | | | |
| Horton Road Trust..... | 1894 | 1059 | 835 | 323 | 78·85 | 3·66 |
| Part of Waratah Road Trust | 1774 | 1117 | 657 | 486 | 58·82 | 3·65 |
| Emu Bay Road Trust..... | 1837 | 963 | 874 | 334 | 90·76 | 4·41 |
| Table Cape Road Trust..... | 2148 | 1172 | 976 | 417 | 83·28 | 5·15 |
| Balance of District | 161 | 140 | 21 | 53 | 15·00 | 3·03 |
| Total Wellington | 7814 | 4451 | 3363 | 1613 | 75·56 | 4·84 |
| TOTAL N.W. DIVISION..... | 27,515 | 15,079 | 12,436 | 5271 | 82·48 | 5·22 |
| MIDLAND DIVISION. | | | | | | |
| CAMPBELL TOWN— | | | | | | |
| Northern Macquarie Road Trust..... | 1890 | 977 | 913 | 353 | 93·45 | 5·21 |
| Part of Great Lake Road Trust | 44 | 29 | 15 | 9 | 51·72 | 4·88 |
| Southern Macquarie Road Trust | 761 | 414 | 347 | 121 | 83·82 | 6·29 |
| Total Campbell Town | 2695 | 1420 | 1275 | 493 | 89·80 | 5·47 |
| OATLANDS— | | | | | | |
| Oatlands Road Trust | 3246 | 1664 | 1582 | 572 | 75·52 | 5·67 |
| Part of Jerusalem Road Trust | 84 | 47 | 37 | 18 | 78·72 | 4·67 |
| Total Oatlands..... | 3330 | 1711 | 1619 | 590 | 94·62 | 5·64 |

Population and Dwellings, 1891.

TABLE XIV.—Showing the Population and Inhabited Dwellings in the various Census Sub-Districts within each Electoral District—*continued*.

| District; | Population. | | | Inhabited Dwellings. | Females to 100 Males. | Persons to a Dwelling. |
|--|-------------|--------|----------|----------------------|-----------------------|------------------------|
| | Persons. | Males. | Females. | | | |
| MIDLAND DIVISION—continued. | | | | | | |
| CUMBERLAND— | | | | | | |
| Strahan | 561 | 361 | 200 | 112 | 55·40 | 5·01 |
| Zeehan | 1965 | 1655 | 310 | 610 | 18·73 | 3·22 |
| Dundas | 1080 | 1062 | 18 | 497 | 1·69 | 2·17 |
| Mount Lyell..... | 58 | 56 | 2 | 28 | 3·57 | 2·07 |
| Trial Harbour..... | 213 | 180 | 33 | 58 | 18·33 | 3·67 |
| Hamilton Road Trust..... | 1406 | 748 | 658 | 284 | 87·97 | 6·23 |
| Upper Derwent Road Trust | 355 | 192 | 163 | 63 | 84·89 | 5·63 |
| Part of Great Lake Road Trust..... | 197 | 113 | 84 | 39 | 74·33 | 5·05 |
| Bothwell Road Trust..... | 1178 | 623 | 555 | 209 | 89·09 | 5·64 |
| Total Cumberland | 7057 | 5032 | 2025 | 1925 | 40·25 | 3·67 |
| TOTAL MIDLAND DIVISION | 13,082 | 8163 | 4919 | 3008 | 60·26 | 4·35 |
| SOUTH-EASTERN DIVISION. | | | | | | |
| BRIGHTON— | | | | | | |
| Green Ponds Road Trust..... | 1294 | 678 | 616 | 265 | 90·86 | 4·88 |
| Part of Tea Tree Road Trust..... | 153 | 89 | 64 | 22 | 71·91 | 7·00 |
| Old Beach Road Trust | 647 | 333 | 314 | 131 | 94·08 | 4·94 |
| Broad Marsh Road Trust | 723 | 377 | 346 | 130 | 91·78 | 5·56 |
| Part of North Bridgewater Road Trust | 340 | 171 | 169 | 62 | 98·83 | 5·49 |
| Balance of District..... | 257 | 130 | 127 | 46 | 97·47 | 5·59 |
| Total Brighton..... | 3414 | 1778 | 1636 | 656 | 92·02 | 5·20 |
| RICHMOND— | | | | | | |
| Richmond Road Trust | 1482 | 772 | 710 | 294 | 91·97 | 5·04 |
| Part of Tea Tree Road Trust..... | 74 | 38 | 36 | 12 | 94·73 | 6·16 |
| Part of Cambridge Road Trust..... | 382 | 211 | 171 | 79 | 81·04 | 4·84 |
| Part of Jerusalem Road Trust..... | 623 | 338 | 285 | 115 | 84·32 | 5·42 |
| Total Richmond | 2561 | 1359 | 1202 | 500 | 88·45 | 5·12 |
| SORELL— | | | | | | |
| Part of Cambridge Road Trust..... | 194 | 102 | 92 | 53 | 89·99 | 3·66 |
| Bream Creek Road Trust | 708 | 388 | 320 | 123 | 82·47 | 5·76 |
| Clarence Road Trust | 1038 | 512 | 526 | 191 | 102·74 | 5·43 |
| South Arm Road Trust | 116 | 66 | 50 | 20 | 75·76 | 5·80 |
| Upper Sorell Road Trust..... | 900 | 455 | 445 | 157 | 97·82 | 5·73 |
| Lower Sorell Road Trust | 479 | 250 | 229 | 79 | 91·39 | 6·06 |
| Tasman Peninsula Road Trust | 748 | 444 | 304 | 142 | 68·47 | 5·27 |
| Total Sorell | 4183 | 2217 | 1966 | 765 | 88·69 | 5·47 |
| GLAMORGAN— | | | | | | |
| Glamorgan Road Trust | 1001 | 498 | 503 | 186 | 101·00 | 5·38 |
| Spring Bay Road Trust..... | 918 | 488 | 430 | 171 | 88·11 | 5·37 |
| Total Glamorgan..... | 1919 | 986 | 933 | 357 | 94·63 | 5·38 |
| HOBART, NORTH | | | | | | |
| 8527 | 4220 | 4307 | 1492 | 102·05 | 5·71 | |
| „ SOUTH..... | | | | | | |
| 7780 | 3808 | 3972 | 1274 | 104·30 | 6·11 | |
| „ WEST | | | | | | |
| 8598 | 4097 | 4501 | 1654 | 109·85 | 5·20 | |
| Total Hobart | 24,905 | 12,125 | 12,780 | 4420 | 105·40 | 5·63 |
| GLENORCHY— | | | | | | |
| Glebe Town Road Trust | 643 | 296 | 347 | 114 | 117·23 | 5·64 |
| Sorell Creek Road Trust | 319 | 177 | 142 | 74 | 80·23 | 4·31 |
| Kensington Road Trust..... | 828 | 401 | 427 | 146 | 106·43 | 5·67 |
| South Glenorchy Road Trust | 551 | 270 | 281 | 106 | 104·07 | 5·20 |
| Part of Augusta Road Trust..... | 1734 | 946 | 788 | 229 | 81·40 | 7·57 |
| Loinah Road Trust..... | 1065 | 472 | 593 | 196 | 125·63 | 5·43 |
| Balance of District..... | 362 | 173 | 189 | 68 | 109·24 | 5·32 |
| Total Glenorchy | 5502 | 2735 | 2767 | 933 | 101·17 | 5·90 |
| TOTAL S.E. DIVISION | 41,584 | 20,300 | 21,284 | 7631 | 104·89 | 5·45 |

Population and Dwellings, 1891.

TABLE XIV.—Showing the Population and Inhabited Dwellings in the various Census Sub-Districts within each Electoral District—*continued*.

| District. | Population. | | | Inhabited Dwellings. | Females to 100 Males. | Persons to a Dwelling. |
|--|-------------|--------|----------|----------------------|-----------------------|------------------------|
| | Persons. | Males. | Females. | | | |
| SOUTH-WESTERN DIVISION. | | | | | | |
| KINGBOROUGH— | | | | | | |
| Part of Augusta Road Trust | 51 | 26 | 25 | 6 | 96·15 | 8·50 |
| Wellesley Road Trust..... | 883 | 452 | 431 | 173 | 95·38 | 5·10 |
| Sandy Bay Road Trust | 1443 | 644 | 799 | 277 | 124·07 | 5·21 |
| Ridgeway Road Trust | 206 | 106 | 100 | 45 | 94·34 | 4·58 |
| Longley Road Trust | 350 | 191 | 159 | 71 | 82·19 | 4·93 |
| North Bruni Road Trust | 129 | 68 | 61 | 26 | 89·71 | 4·96 |
| South Bruni Road Trust | 129 | 69 | 60 | 30 | 88·24 | 4·30 |
| Queenborough Road Trust | 476 | 233 | 243 | 97 | 104·29 | 4·91 |
| Victoria Road Trust | 668 | 361 | 307 | 120 | 85·04 | 5·57 |
| Kingston Road Trust..... | 944 | 472 | 472 | 177 | 100·00 | 5·33 |
| Gordon Road Trust | 781 | 405 | 376 | 146 | 92·59 | 5·35 |
| Port Cygnet Road Trust | 1427 | 738 | 689 | 275 | 93·36 | 5·19 |
| Woodstock Road Trust..... | 183 | 92 | 91 | 32 | 98·92 | 5·72 |
| Balance of District..... | 20 | 10 | 10 | 6 | 100·00 | 3·33 |
| Total Kingborough | 7690 | 3867 | 3823 | 1482 | 98·86 | 5·19 |
| NEW NORFOLK— | | | | | | |
| Upper Derwent Road Trust... .. | 977 | 573 | 404 | 161 | 70·51 | 6·07 |
| Glen Fern Road Trust | 328 | 193 | 135 | 68 | 69·95 | 4·82 |
| New Norfolk Road Trust | 1745 | 857 | 888 | 299 | 103·62 | 5·84 |
| South Bridgewater Road Trust | 155 | 87 | 68 | 28 | 78·16 | 5·54 |
| Lower Derwent Road Trust..... | 1033 | 533 | 500 | 193 | 93·81 | 5·35 |
| Part of North Bridgewater Road Trust | 15 | 5 | 10 | 3 | 200·00 | 5·00 |
| Total New Norfolk..... | 4253 | 2248 | 2005 | 752 | 89·19 | 5·66 |
| FRANKLIN— | | | | | | |
| Upper Huon Road Trust | 269 | 149 | 120 | 55 | 80·54 | 4·90 |
| Huon Road Trust | 1120 | 561 | 559 | 221 | 99·64 | 5·07 |
| Liverpool Road Trust | 682 | 368 | 314 | 138 | 85·33 | 4·94 |
| Southport Road Trust | 612 | 315 | 297 | 106 | 88·11 | 5·05 |
| Surges Bay Road Trust | 237 | 130 | 107 | 45 | 82·31 | 5·27 |
| Esperance Road Trust | 477 | 267 | 210 | 96 | 78·65 | 4·97 |
| Balance of District..... | 307 | 178 | 129 | 74 | 72·47 | 4·15 |
| Total Franklin..... | 3704 | 1968 | 1734 | 734 | 88·21 | 5·05 |
| TOTAL S.W. DIVISION | 15,647 | 8083 | 7564 | 2968 | 94·69 | 5·27 |
| TOTAL TASMANIA | 146,667 | 77,560 | 69,107 | 28,024 | 89·10 | 5·23 |

Population and Dwellings, 1891.

TABLE XV.—Showing in regard to each City, Town or Village in the Colony (of more than 100 Inhabitants), the Electoral and Municipal District in which situated, the Pursuits with which connected, the Stream or River on which built, the number of Inhabitants, and the number of Inhabited Dwellings.

C signifies City, T Township or Village.

| City, Town or Village. | Where situated. | | | Pursuits connected with. | Population. | | | Inhabited Dwellings. |
|------------------------|---------------------|-------------------------------|-------------------------------|--|-------------|--------|----------|----------------------|
| | Electoral District. | Municipal or Police District. | On what River, Stream, &c. | | Total. | Males. | Females. | |
| Avoca T | Fingal | Fingal | South Esk River | Pastoral farming | 180 | 85 | 95 | 34 |
| Beaconsfield T | George Town | George Town | Anderson's Creek | Mining | 1584 | 798 | 786 | 332 |
| Bellerive T | Sorell | Clarence | River Derwent | Suburb | 625 | 286 | 339 | 112 |
| Bothwell T | Cumberland | Bothwell | River Clyde | A. and P. farming | 520 | 245 | 275 | 101 |
| Bracknell T | Cressy | Westbury | River Liffey | A. farming | 101 | 44 | 57 | 18 |
| Bransholm T | Ringarooma | Ringarooma | Ringarooma Rvr. | Tin-mining | 103 | 66 | 37 | 24 |
| Breadalbane | Evandale | Selby | — | Agriculture | 131 | 71 | 60 | 20 |
| Bridgewater N. | Brighton | Brighton | River Derwent | Railway Junction, A. and P. farming | 143 | 69 | 74 | 27 |
| Buckland T | Glamorgan | Spring Bay | Prosser's River | A. and P. farming | 125 | 52 | 73 | 20 |
| Burnie T | Wellington | Emu Bay | Emu River and Bass Straits | A. farming, mining seaport | 981 | 480 | 501 | 180 |
| Campbell Twn. T | Campbell Twn. | Campbell Twn. | Elizabeth River | P. farming | 818 | 399 | 419 | 173 |
| Carrick T | Westbury | Westbury | Liffey River | A. farming | 281 | 146 | 135 | 57 |
| Chudleigh T | Deloraine | Deloraine | Lobster Rivulet | A. farming | 127 | 75 | 52 | 23 |
| Cornwall | Fingal | Fingal | — | Coal mining | 185 | 88 | 97 | 33 |
| Cressy T | Longford | Longford | Brumby's Creek | A. farming | 229 | 125 | 104 | 37 |
| Deloraine T | Deloraine | Deloraine | Meander River | A. and P. farming | 895 | 440 | 455 | 186 |
| Derby T | Ringarooma | Ringarooma | Cascade River | Tin-mining and agriculture | 273 | 145 | 128 | 69 |
| Devonport E. T | E. Devon | Mersey | Mersey River and Bass Straits | Seaport and watering place, A. farming | 559 | 281 | 278 | 110 |
| Devonport W. T | E. Devon | Mersey | Mersey River and Bass Straits | Seaport and watering place, A. farming | 1246 | 634 | 612 | 251 |
| Dundas | Cumberland | Macquarie | — | Silver mining | 1080 | 1062 | 18 | 497 |
| Ellesmere T | Ringarooma | Ringarooma | Cox's Rivulet | A. farming | 590 | 312 | 278 | 115 |
| Evandale T | Evandale | Evandale | South Esk River | A. farming | 540 | 276 | 264 | 100 |
| Fingal T | Fingal | Fingal | South Esk River | Dairy farming and coal mining | 425 | 214 | 211 | 73 |
| Forth T | W. Devon | Mersey | Forth River | A. farming | 114 | 61 | 53 | 22 |
| Franklin T | Franklin | Franklin | River Huon | Fruit-growing and timber producing | 506 | 245 | 261 | 106 |
| George Town T | George Town | George Town | River Tamar | Watering place | 299 | 152 | 147 | 56 |
| Gladstone T | Ringarooma | Ringarooma | Ringarooma R. | Tin-mining | 193 | 121 | 72 | 51 |
| Glenorchy T | Glenorchy | Glenorchy | River Derwent | Fruit and hop-growing | 588 | 277 | 311 | 102 |
| Glebeton T | Glenorchy | Glenorchy | — | Suburb | 643 | 296 | 347 | 114 |
| Hagley T | Westbury | Westbury | — | A. farming | 114 | 50 | 64 | 22 |
| Hamilton T | Hamilton | Hamilton | River Ouse | P. farming | 348 | 179 | 169 | 68 |
| Hobart C | Hobart | Hobart | River Derwent | Metropolis | 24,905 | 12,125 | 12,780 | 4402 |
| Huonville | Franklin | Franklin | River Huon | Fruit-growing | 145 | 77 | 68 | 26 |
| Invermay T | Selby | Selby | River Tamar | Suburb | 882 | 421 | 461 | 182 |
| Jerusalem T | Richmond | Richmond | Coal River | A. and P. farming, coal mining | 189 | 98 | 91 | 32 |
| Kempton T | Brighton | Green Ponds | — | A. and P. farming | 426 | 201 | 225 | 85 |
| Kingston T | Kingborough | Kingborough | Brown's River | Fruit-growing | 249 | 109 | 140 | 47 |
| Latrobe T | E. Devon | Latrobe | — | A. farming | 1560 | 797 | 763 | 287 |
| Launceston C | Launceston | Launceston | River Tamar | City | 17,208 | 8397 | 8811 | 3074 |
| Lefroy T | George Town | George Town | Nine-mile Creek | Mining, gold | 465 | 253 | 212 | 102 |
| Leith T | W. Devon | Mersey | River Forth | A. farming (seaport) | 106 | 50 | 56 | 20 |
| Lisle T | Selby | Selby | Bessell Rivulet | Mining, gold | 122 | 67 | 55 | 38 |
| Longford T | Longford | Longford | South Esk River | A. & P. farming | 1084 | 514 | 570 | 238 |
| Low Head | George Town | George Town | River Tamar | Cable Station | 153 | 87 | 66 | 25 |
| Lovett T | Franklin | Franklin | River Huon | Fruit-growing | 247 | 124 | 123 | 50 |
| Mangana | Fingal | Fingal | Richardson's Creek | Mining | 226 | 120 | 106 | 43 |
| Margate | Kingborough | Kingborough | N. W. Bay | Fruit-growing | 158 | 81 | 77 | 30 |
| Mathinna T | Fingal | Fingal | South Esk | Gold-mining | 426 | 288 | 138 | 98 |
| Mt. Nicholas | Fingal | Fingal | — | Coal-mining | 94 | 55 | 39 | 21 |
| New Norfolk T | New Norfolk | New Norfolk | River Derwent | Fruit and hop-growing | 1072 | 516 | 556 | 151 |
| New Town T | Glenorchy | New Town | — | Suburb | 2288 | 1179 | 1109 | 332 |
| Oatlands T | Oatlands | Oatlands | Lake Dulverton | A. and P. farming | 731 | 321 | 410 | 153 |
| Penguin | W. Devon | Mersey | Penguin Creek | A. farming | 396 | 208 | 188 | 78 |
| Perth T | Longford | Longford | South Esk | A. and P. farming | 517 | 232 | 285 | 115 |
| Pontville T | Brighton | Brighton | River Jordan | A. and dairy farming | 172 | 78 | 94 | 37 |
| Ramsgate | Franklin | Franklin | D'Entrecasteaux Channel | Fruit-growing | 134 | 70 | 64 | 30 |
| Reminé | Cumberland | Macquarie | Trial Harbour | Mining (seaport) | 213 | 180 | 33 | 54 |
| Richmond T | Richmond | Richmond | Coal River | A. and P. farming | 536 | 257 | 276 | 106 |
| Ringarooma T | Ringarooma | Ringarooma | Ringarooma Rvr. | Mining and A. farming | 117 | 59 | 58 | 16 |
| Ross T | Campbell Town | Ross | Macquarie River | P. farming | 389 | 200 | 189 | 74 |
| Sandy Bay T | Kingborough | Queenborough | River Derwent | Suburb | 1443 | 644 | 799 | 277 |

Population and Dwellings, 1891.

TABLE XV.—Showing in regard to each City, Town or Village in the Colony (of more than 100 Inhabitants), the Electoral and Municipal District in which situated, the Pursuits with which connected, the Stream or River on which built, the number of Inhabitants, and the number of Inhabited Dwellings—*continued*.

| City, Town or Village. | Where situated. | | | Pursuits connected with. | Population. | | | Inhabited Dwellings. |
|------------------------|---------------------|-------------------------------|----------------------------|------------------------------|-------------|--------|----------|----------------------|
| | Electoral District. | Municipal or Police District. | On what River, Stream, &c. | | Total. | Males. | Females. | |
| Sheffield | T E. Devon | Mersey | — | A. farming | 429 | 216 | 213 | 81 |
| Sorell | T Sorell | Sorell | — | A. and P. farming | 282 | 136 | 146 | 53 |
| Stanley | T Wellington | Russell | Bass Straits | A. farming | 400 | 205 | 195 | 73 |
| St. Helen's | T Fingal | Portland | George's River | Dairy and A. farming | 363 | 183 | 180 | 76 |
| St. Leonard's | T Evandale | Selby | North Esk River | Suburb | 254 | 136 | 118 | 48 |
| St. Mary's | T Fingal | Fingal | — | Mining and A. farming | 268 | 133 | 135 | 53 |
| Strahan | T Cumberland | Macquarie | Macquarie Harbour | Mining seaport | 561 | 361 | 200 | 112 |
| Swansea | T Glamorgan | Glamorgan | Oyster Bay | A. farming and fruit-growing | 295 | 153 | 142 | 58 |
| Trevallyn | Selby | Selby | River Tamar | Suburb | 256 | 112 | 144 | 47 |
| Triabunna | T Glamorgan | Spring Bay | Spring Bay | A. farming | 165 | 80 | 85 | 36 |
| Ulverstone | T W. Devon | Mersey | River Leven | A. farming | 1129 | 570 | 559 | 219 |
| Waratah | T Wellington | Emu Bay | — | Tin-mining | 1420 | 796 | 624 | 318 |
| Weldborough | Fingal | Portland | Weld River | Mining | 167 | 86 | 81 | 38 |
| Wellington Hamlets | Kingborough | Queenborough | — | Suburb | 704 | 355 | 349 | 139 |
| Westbury | T Westbury | Westbury | Quamby's Brook | A. farming | 1104 | 549 | 555 | 238 |
| Winkleigh | Westbury | Westbury | — | A. farming | 161 | 100 | 61 | 27 |
| Woodbridge | Kingborough | Kingborough | D'Entrecasteaux Channel | Fruit-growing | 166 | 83 | 83 | 25 |
| Wynyard | T Wellington | Emu Bay | River Inglis | A. farming | 621 | 323 | 298 | 116 |
| Zeehan | T Cumberland | Macquarie | — | Silver-mining | 1965 | 1657 | 308 | 610 |

Electoral Representation.**TABLE XVI.**—Showing for each District the Population (distinguishing Males 21 years and over); the number of Electors and Members; the Percentage of Electors to Adult Males, and the Percentage proportion of Population to the Quota, in the Census Years 1881 and 1891 respectively.**LEGISLATIVE COUNCIL.**

| District. | Total Population. | | Males 21 years and over. | | Electors. | | Members. | | Percentage of Electors to Males 21 years & over. | | Proportion of Population to Quota.* | |
|---|-------------------|---------|--------------------------|---------|-----------|-------|----------|-------|--|-------|-------------------------------------|-------|
| | 1881. | 1891. | 1881. | 1891. | 1881. | 1891. | 1881. | 1891. | 1881. | 1891. | 1881. | 1891. |
| <i>The whole Colony</i> | 115,705 | 146,667 | 30,960 | 40,037† | 3128 | 6750 | 16 | 18 | 10·10 | 16·86 | 16·00 | 18·00 |
| <i>North-Eastern Division</i> — | | | | | | | | | | | | |
| Esk, North | 8269 | 7339 | 2609 | 1827 | 196 | 323 | 1 | 1 | 7·51 | 17·68 | 1·14 | 0·90 |
| Esk, South | 6684 | 9817 | 2231 | 3145 | 163 | 357 | 1 | 1 | 7·31 | 11·35 | 0·92 | 1·20 |
| Launceston | 17,169 | 17,208 | ... | 4259 | ... | 937 | ... | 2 | ... | 22·00 | ... | 2·11 |
| Tamar | | 8146 | 4776 | 1972 | 417 | 310 | 2 | 1 | 8·73 | 15·72 | 2·37 | 1·00 |
| Longford | 5182 | ... | 1331 | ... | 144 | ... | 1 | ... | 10·82 | ... | 0·72 | ... |
| Westmoreland | | 5429 | ... | 1345 | ... | 219 | ... | 1 | ... | 16·28 | ... | 0·67 |
| <i>Total N.E. Division</i> .. | 37,304 | 47,939 | 10,047 | 12,548 | 920 | 2146 | 5 | 6 | 8·40 | 17·10 | 5·16 | 5·88 |
| <i>North-Western Division</i> — | | | | | | | | | | | | |
| Meander | 8998 | 9113 | 2125 | 2357 | 203 | 433 | 1 | 1 | 9·55 | 18·37 | 1·24 | 1·12 |
| Mersey | 13,888 | 10,588 | 3750 | 2734 | 265 | 601 | 1 | 1 | 7·07 | 21·98 | 1·92 | 1·30 |
| Russell | | 7814 | ... | 2332 | ... | 263 | ... | 1 | ... | 11·28 | ... | 0·96 |
| <i>Total N.W. Division</i> .. | 22,886 | 27,515 | 5875 | 7423 | 468 | 1297 | 2 | 3 | 7·97 | 17·48 | 3·17 | 3·38 |
| <i>Midland & South-Western Division</i> — | | | | | | | | | | | | |
| Macquarie | ... | 6025 | ... | 1509 | ... | 290 | ... | 1 | ... | 19·24 | ... | 0·74 |
| Derwent | 6684 | 11,310 | 1862 | 4288 | 183 | 239 | 1 | 1 | 9·29 | 5·57 | 0·92 | 1·39 |
| <i>Total Mid. & S.W. Division</i> } | 6684 | 17,335 | 1862 | 5797 | 183 | 529 | 1 | 2 | 9·83 | 9·13 | 0·92 | 2·13 |
| <i>South-Eastern Division</i> — | | | | | | | | | | | | |
| Cambridge | 3214 | 5975 | 792 | 1574 | 118 | 321 | 1 | 1 | 14·90 | 20·34 | 0·44 | 0·73 |
| Jordan | 6427 | ... | 1695 | ... | 241 | ... | 1 | ... | 14·22 | ... | 0·89 | ... |
| Hobart | 21,118 | 24,905 | 4942 | 6402 | 632 | 1167 | 3 | 3 | 12·79 | 18·23 | 2·92 | 3·06 |
| Buckingham | 6190 | 8481 | 1780 | 2028 | 269 | 638 | 1 | 1 | 15·11 | 31·45 | 0·85 | 1·04 |
| Huon | 7588 | 8415 | 1883 | 2160 | 125 | 344 | 1 | 1 | 6·64 | 15·93 | 1·05 | 1·03 |
| Pembroke | 4354 | 6102 | 1184 | 1537 | 172 | 306 | 1 | 1 | 14·52 | 20·04 | 0·60 | 0·75 |
| <i>Total S.E. Division</i> ... | 48,831 | 53,878 | 12,276 | 13,701 | 1557 | 2778 | 8 | 7 | 12·68 | 20·28 | 6·75 | 6·61 |
| Quota per Member* | 7231·5 | 8148·0 | | | | | | | | | | |

* The Quota represents the average number of the Population to each Representative Member for the particular year.

† Exclusive of 567 adults unspecified as regards exact age.

NOTE.—The Areas of the greater number of Districts were much altered in the interval between the two Censuses, and hence strict comparison, even between Districts of the same name, cannot be accurately made.

Electoral Representation.**TABLE XVI.**—Showing for each District the Population (distinguishing Males 21 years and over); the number of Electors and Members; the Percentage of Electors to Adult Males, and the Percentage Proportion of Population to the Quota, in the Census Years 1881 and 1891 respectively—*continued*.**HOUSE OF ASSEMBLY.**

| District. | Total Population. | | Males 21 years and over. | | Electors. | | Members. | | Percentage of Electors to Males 21 years & over. | | Proportion of Population to Quota.* | |
|--|-------------------|---------|--------------------------|---------|-----------|--------|----------|-------|--|--------|-------------------------------------|-------|
| | 1881. | 1891. | 1881. | 1891. | 1881. | 1891. | 1881. | 1891. | 1881. | 1891. | 1881. | 1891. |
| <i>The whole Colony</i> | 115,705 | 146,667 | 30,960 | 40,037† | 15,659 | 30,817 | 32 | 36 | 50·58 | 76·98 | 32·00 | 36·00 |
| <i>North-Eastern Division—</i> | | | | | | | | | | | | |
| Evandale | ... | 3262 | ... | 804 | ... | 782 | ... | 1 | ... | 97·28 | ... | 0·80 |
| Morven | 2473 | ... | 635 | ... | 267 | ... | 1 | ... | 42·04 | ... | 0·68 | ... |
| Fingal | 3974 | 5003 | 1508 | 1454 | 498 | 944 | 1 | 1 | 33·02 | 64·93 | 1·10 | 1·23 |
| <i>Lanaceston—</i> | | | | | | | | | | | | |
| Central | 4877 | ... | 1160 | ... | 809 | ... | 1 | ... | 69·74 | ... | 1·35 | ... |
| North | 4376 | 7604 | 1293 | 2136 | 748 | 1715 | 1 | 2 | 57·85 | 80·30 | 1·21 | 1·87 |
| South | 3499 | 9604 | 796 | 2123 | 667 | 2031 | 1 | 2 | 83·79 | 95·67 | 0·97 | 2·36 |
| TOTAL | 12,752 | 17,208 | 3249 | 4259 | 2224 | 3746 | 3 | 4 | 68·96 | 87·96 | 3·53 | 4·23 |
| <i>George Town</i> | 4417 | 3607 | 1527 | 838 | 218 | 571 | 1 | 1 | 14·27 | 68·14 | 1·22 | 0·89 |
| <i>Ringarooma</i> | ... | 4814 | ... | 1691 | ... | 1132 | ... | 1 | ... | 66·96 | ... | 1·18 |
| <i>Selby</i> | 5796 | 4077 | 1974 | 1023 | 669 | 1005 | 1 | 1 | 33·89 | 98·25 | 1·60 | 1·00 |
| <i>Longford</i> | ... | 3126 | ... | 752 | ... | 493 | ... | 1 | ... | 65·56 | ... | 0·77 |
| <i>Norfolk Plains</i> | 3166 | ... | 758 | ... | 417 | ... | 1 | ... | 55·01 | ... | 0·88 | ... |
| <i>Cressy</i> | ... | 2303 | ... | 593 | ... | 310 | ... | 1 | ... | 52·28 | ... | 0·56 |
| <i>Ringwood</i> | 2016 | ... | 573 | ... | 180 | ... | 1 | ... | 31·41 | ... | 0·56 | ... |
| <i>Westbury</i> | 4872 | 4539 | 1120 | 1134 | 602 | 809 | 1 | 1 | 53·75 | 71·34 | 1·35 | 1·11 |
| Total N. E. Division... | 39,466 | 47,939 | 11,344 | 12,548 | 5075 | 9792 | 10 | 12 | 44·74 | 78·04 | 10·92 | 11·77 |
| <i>North-Western Division—</i> | | | | | | | | | | | | |
| Deloraine | 4126 | 4913 | 1005 | 1234 | 489 | 828 | 1 | 1 | 48·65 | 73·68 | 1·15 | 1·20 |
| Devon East | 4915 | 9054 | 1225 | 2310 | 592 | 2132 | 1 | 2 | 48·32 | 92·30 | 1·36 | 2·22 |
| Devon West | 4141 | 5734 | 1055 | 1547 | 564 | 1351 | 1 | 1 | 53·46 | 87·33 | 1·15 | 1·41 |
| Wellington | 4762 | 7814 | 1470 | 2332 | 547 | 1740 | 1 | 2 | 37·21 | 74·62 | 1·32 | 1·92 |
| Total N. W. Division... | 18,014 | 27,515 | 4755 | 7423 | 2192 | 6051 | 4 | 6 | 46·11 | 81·54 | 4·98 | 6·75 |
| <i>Midland Division—</i> | | | | | | | | | | | | |
| Campbell Town | 2710 | 2695 | 723 | 695 | 295 | 434 | 1 | 1 | 40·80 | 62·45 | 0·75 | 0·66 |
| Oatlands | 3473 | 3330 | 936 | 814 | 415 | 549 | 1 | 1 | 44·33 | 67·46 | 0·96 | 0·82 |
| Cumberland | 3040 | 7057 | 828 | 3101 | 345 | 1754 | 1 | 1 | 41·66 | 56·57 | 0·84 | 1·73 |
| Total Midland Division | 9223 | 13,082 | 2487 | 4610 | 1055 | 2737 | 3 | 3 | 42·43 | 59·38 | 2·55 | 3·21 |
| <i>South-Eastern and South-Western Division—</i> | | | | | | | | | | | | |
| Brighton | 2954 | 3414 | 759 | 915 | 365 | 739 | 1 | 1 | 48·08 | 80·77 | 0·82 | 0·84 |
| Clarence | 1485 | ... | 344 | ... | 172 | ... | 1 | ... | 50·00 | ... | 0·41 | ... |
| Richmond | 1729 | 2561 | 448 | 659 | 227 | 515 | 1 | 1 | 50·67 | 78·13 | 0·48 | 0·63 |
| Sorell | 3327 | 4183 | 894 | 1091 | 490 | 843 | 1 | 1 | 54·81 | 77·26 | 0·92 | 1·03 |
| Glamorgan | 1027 | 1919 | 290 | 446 | 117 | 364 | 1 | 1 | 40·88 | 81·62 | 0·28 | 0·47 |
| <i>Hobart—</i> | | | | | | | | | | | | |
| Central | 4719 | ... | 1164 | ... | 906 | ... | 1 | ... | 77·83 | ... | 1·31 | ... |
| North | 4226 | 8527 | 1007 | 2365 | 778 | 1929 | 1 | 2 | 77·25 | 81·57 | 1·17 | 2·09 |
| South | 2929 | 7780 | 586 | 2086 | 506 | 1488 | 1 | 2 | 86·34 | 71·34 | 0·81 | 1·91 |
| East | 3667 | ... | 990 | ... | 610 | ... | 1 | ... | 62·62 | ... | 1·01 | ... |
| West | 5577 | 8598 | 1195 | 1951 | 1029 | 1820 | 1 | 2 | 86·19 | 93·30 | 1·54 | 2·11 |
| TOTAL | 21,118 | 24,905 | 4942 | 6402 | 3829 | 5237 | 5 | 6 | 77·50 | 81·82 | 5·84 | 6·11 |
| <i>Glenorchy</i> | 3917 | 5502 | 1254 | 1484 | 469 | 1110 | 1 | 1 | 37·43 | 74·80 | 1·08 | 1·35 |
| <i>Queenborough</i> | 2213 | ... | 526 | ... | 383 | ... | 1 | ... | 72·81 | ... | 0·61 | ... |
| <i>Kingborough</i> | 4173 | 7690 | 1015 | 1793 | 595 | 1969† | 1 | 2 | 58·72 | 109·80 | 1·15 | 1·89 |
| <i>New Norfolk</i> | 3644 | 4253 | 1034 | 1187 | 317 | 700 | 1 | 1 | 30·65 | 58·97 | 1·01 | 1·04 |
| <i>Franklin</i> | 3415 | 3704 | 868 | 911 | 373 | 760 | 1 | 1 | 42·97 | 83·44 | 0·95 | 0·91 |
| Total S.E. & S.W. } Division | 49,002 | 58,131 | 12,374 | 14,888 | 7337 | 12,237 | 15 | 15 | 59·29 | 82·21 | 13·55 | 14·27 |
| Quota per Member * | 3616 | 4074 | ... | ... | ... | ... | ... | ... | ... | ... | ... | ... |

* The Quota represents the average number of the Population to each Representative Member for the particular year.

† Exclusive of 567 Adults unspecified as regards exact age.

‡ The reason why the Electors in this District exceed the resident Adult Males is owing to the circumstance that a large number of the former (fully 370) are residents of the adjoining or other Districts.

NOTE.—A considerable number of the Electoral Districts were greatly altered in the interval between the two Censuses, and hence strict comparisons, even between Districts of the same name, cannot be accurately made.

Births, Deaths, &c., 1881—91

TABLE XVII.—Births, Deaths, Immigration and Emigration, in Tasmania between the Censuses 1881—91.

| Year. | Immigration. | | | Emigration. | | | Births. | | | Deaths. | | |
|-------------------------|--------------|----------|---------|-------------|----------|---------|---------|----------|--------|---------|----------|--------|
| | Males. | Females. | Total. | Males. | Females. | Total. | Males. | Females. | Total. | Males. | Females. | Total. |
| 1881 ^a | 5837 | 2524 | 8361 | 4618 | 2295 | 6913 | 1616 | 1406 | 3022 | 763 | 489 | 1252 |
| 1882 | 8820 | 4002 | 12,822 | 7891 | 3512 | 11,403 | 2069 | 1974 | 4043 | 1101 | 805 | 1906 |
| 1883 | 9589 | 4651 | 14,240 | 8720 | 3916 | 12,636 | 2235 | 2024 | 4259 | 1263 | 859 | 2122 |
| 1884 | 9455 | 4802 | 14,257 | 8431 | 4093 | 12,524 | 2327 | 2251 | 4578 | 1183 | 807 | 1990 |
| 1885 | 10,973 | 3849 | 14,822 | 10,241 | 3932 | 14,173 | 2368 | 2269 | 4637 | 1159 | 877 | 2036 |
| 1886 | 10,229 | 5170 | 15,399 | 9255 | 5375 | 14,630 | 2413 | 2214 | 4627 | 1145 | 831 | 1976 |
| 1887 | 9750 | 5230 | 14,980 | 7975 | 4313 | 12,288 | 2444 | 2292 | 4736 | 1297 | 864 | 2161 |
| 1888 | 12,570 | 6296 | 18,866 | 11,984 | 5952 | 17,936 | 2373 | 2404 | 4777 | 1175 | 861 | 2036 |
| 1889 | 15,249 | 8194 | 23,443 | 13,699 | 7072 | 20,771 | 2438 | 2319 | 4757 | 1208 | 890 | 2098 |
| 1890 | 18,905 | 10,612 | 29,517 | 16,699 | 10,371 | 27,070 | 2466 | 2347 | 4813 | 1216 | 902 | 2118 |
| 1891 ^b | 5814 | 2998 | 8812 | 4955 | 2954 | 7909 | 541 | 419 | 960 | 319 | 194 | 513 |
| TOTAL | 117,191 | 58,328 | 175,519 | 104,468 | 53,785 | 158,253 | 23,290 | 21,919 | 45,209 | 11,829 | 8379 | 20,208 |

^a From 1st April, 1881. ^b To 31st March, 1891.

Inmates of Government Establishments.

TABLE XVIII.—Inmates of Government Establishments (not including Officers and Attendants) on 5th April, 1891.

| | Males. | Females. | TOTALS. |
|---------------------------------------|--------|----------|---------|
| <i>Hospitals—</i> | | | |
| General Hospital, Hobart | 62 | 40 | 102 |
| General Hospital, Launceston..... | 71 | 28 | 99 |
| Contagious Diseases, Hobart | ... | 2 | 2 |
| Contagious Diseases, Launceston | ... | 7 | 7 |
| Lying-in Home | ... | 5 | 5 |
| | 133 | 82 | 215 |
| <i>Hospitals for Insane—</i> | | | |
| Hobart Gaol..... | 31 | ... | 31 |
| New Norfolk..... | 178 | 188 | 366 |
| | 209 | 188 | 397 |
| <i>Pauper Establishments—</i> | | | |
| New Town Charitable Institution | 367 | 152 | 519 |
| Invalid Depôt, Launceston..... | 167 | 44 | 211 |
| | 534 | 196 | 730 |
| <i>Gaols—</i> | | | |
| Hobart | 118 | 18 | 136 |
| Launceston | 24 | 8 | 32 |
| | 142 | 26 | 168 |
| <i>Training Schools</i> | 40 | ... | 40 |

SUMMARY.

| | |
|-----------------------------|-------------|
| | TOTAL. |
| Hospitals | 215 |
| Ditto for Insane..... | 397 |
| Pauper Establishments | 730 |
| Gaols | 168 |
| Training Schools | 40 |
| <i>Grand Total</i> | <u>1550</u> |

Shipping, 1891.**TABLE XIX.**—Return showing the Population in connection with the Shipping in the Electoral Districts of Tasmania, 5th April, 1891.

| Electoral District. | Males. | Females. | TOTAL. |
|--|--------|----------|--------|
| <i>North-Eastern Division—</i> | | | |
| Fingal | 10 | 1 | 11 |
| Launceston, North | 94 | 2 | 96 |
| Launceston, South | 2 | — | 2 |
| George Town | 35 | 3 | 38 |
| | 141 | 6 | 147 |
| <i>North-Western Division—</i> | | | |
| East Devon | 31 | — | 31 |
| West Devon | 9 | — | 9 |
| Wellington | 23 | — | 23 |
| | 63 | — | 63 |
| <i>Midland Division—</i> | | | |
| Cumberland | 30 | 1 | 31 |
| <i>South-Eastern and South-Western Division—</i> | | | |
| Brighton | 2 | — | 2 |
| Sorell..... | 78 | — | 78 |
| Glamorgan | 2 | — | 2 |
| Hobart, South | 577 | 95 | 672 |
| Kingborough | 44 | — | 44 |
| Franklin | 61 | 3 | 64 |
| | 764 | 98 | 862 |

TOTALS.

| | |
|--|-----|
| North-Eastern Division | 147 |
| North-Western Division | 63 |
| Midland Division | 31 |
| South-Eastern and South-Western Division | 862 |

Grand Total **1103**

Density and Distribution of Population, 1891.**TABLE XX.**—Area, Density, and Extent of Population in the several Electoral Districts, arranged respectively in the order of their importance.

(See Plate 1.)

| District. | Density of Population per square mile. | District. | Population. | District. | Area in square miles. |
|--------------------|--|---------------------|-------------|---------------------|-----------------------|
| Franklin..... | 1·13 | Glamorgan | 1919 | Hobart | 1·98 |
| Cumberland | 1·24 | Cressy | 2303 | Launceston | 5·38 |
| Glamorgan | 1·66 | Richmond..... | 2561 | Glenorchy | 50·89 |
| Wellington..... | 1·98 | Campbell Town | 2695 | Longford | 135·58 |
| Campbell Town..... | 2·95 | Longford | 3126 | Richmond | 267·77 |
| Fingal | 3·21 | Evandale | 3262 | Brighton | 316·71 |
| Ringarooma | 3·69 | Oatlands | 3330 | Cressy | 346·96 |
| Oatlands | 5·62 | Brighton | 3414 | Westbury | 366·11 |
| Deloraine | 5·73 | George Town | 3607 | New Norfolk..... | 400·81 |
| Cressy | 6·64 | Franklin | 3704 | Evandale | 442·66 |
| Devon, West | 7·15 | Selby..... | 4077 | George Town | 444·62 |
| Evandale | 7·37 | Sorell | 4183 | Selby | 514·08 |
| Sorell | 7·44 | New Norfolk | 4253 | Devon, East | 525·04 |
| Kingborough..... | 7·61 | Westbury | 4539 | Sorell | 562·39 |
| Selby | 7·93 | Ringarooma..... | 4814 | Oatlands..... | 592·44 |
| George Town..... | 8·11 | Deloraine | 4913 | Devon, West..... | 801·58 |
| Richmond | 9·57 | Fingal | 5003 | Deloraine | 857·68 |
| New Norfolk..... | 10·61 | Glenorchy | 5502 | Campbell Town | 914·39 |
| Brighton | 10·78 | Devon, West | 5734 | Kingborough..... | 1011·12 |
| Westbury | 12·40 | Cumberland | 7057 | Glamorgan | 1157·06 |
| Devon, East | 17·24 | Kingborough | 7690 | Ringarooma | 1305·69 |
| Longford | 23·06 | Wellington | 7814 | Fingal | 1556·79 |
| Glenorchy | 108·10 | Devon, East | 9054 | Franklin | 3279·52 |
| Launceston | 3198·51 | Launceston | 17,208 | Wellington..... | 3953·42 |
| Hobart | 12,578·25 | Hobart | 24,905 | Cumberland..... | 5700·08 |
| All Districts..... | 5·60 | All Districts..... | 146,667 | All Districts..... | 26,215·00 |

Density and Distribution of Population, 1891.**TABLE XXI.—Area, Density, and Extent of Population in the several Registration Districts, arranged respectively in the order of their importance.**

(See Plate 2.)

| District. | Density of Population per square mile. | District. | Population. | District. | Area in square miles. |
|----------------------------|--|-------------------------|-------------|------------------------|--------------------------|
| 1. Bothwell | 0·36 | Ralph's Bay | 285 | Ralph's Bay | 31·36 |
| 2. Franklin | 0·47 | Montagu | 300 | Port Frederick | 33·14 |
| 3. Hamilton | 0·54 | Port Sorell | 456 | Clarence | 33·40 |
| 4. Montagu | 0·63 | George Town | 586 | George Town | 88·38 |
| 5. Waratah | 0·79 | Esperance | 658 | Beaconsfield | 95·53 |
| 6. Glamorgan | 1·52 | Tasman's Peninsula ... | 748 | Hobart | 98·65 |
| 7. Victoria | 1·58 | Southport | 772 | Kingston | 103·46 |
| 8. Spring Bay | 1·85 | Frankford | 858 | Geeveston | 104·48 |
| 9. Southport | 2·34 | Spring Bay | 918 | Port Cygnet | 105·96 |
| 10. Strahan | 2·94 | Lefroy | 924 | Port Sorell | 139·42 |
| 11. Campbell Town | 2·95 | Gordon | 940 | Esperance | 141·05 |
| 12. Fingal | 3·07 | Victoria | 985 | Frankford | 142·58 |
| 13. Stanley | 3·20 | Geeveston | 1000 | Gordon | 144·88 |
| 14. Port Sorell | 3·27 | Glamorgan | 1001 | Green Ponds | 145·39 |
| 15. Lefroy | 3·52 | Clarence | 1063 | Mersey | 164·22 |
| 16. Portland | 3·58 | Kingston | 1161 | Brighton | 171·40 |
| 17. Ringarooma | 3·69 | Franklin | 1274 | Sheffield | 188·26 |
| 18. Tasman's Peninsula .. | 3·88 | Green Ponds | 1303 | Tasman's Peninsula ... | 192·95 |
| 19. Esperance | 4·66 | Bothwell | 1378 | Westbury | 223·53 |
| 20. Oatlands | 5·62 | Port Cygnet | 1561 | Lefroy | 262·66 |
| 21. Deloraine | 5·73 | Portland | 1599 | Richmond | 267·77 |
| 22. Frankford | 6·02 | Stanley | 1625 | Sorell | 304·68 |
| 23. Gordon | 6·49 | Hamilton | 1802 | Southport | 329·23 |
| 24. George Town | 6·63 | Waratah | 1888 | New Norfolk | 387·52 |
| 25. Sorell | 6·85 | Sorell | 2087 | Evandale | 442·66 |
| 26. Emu Bay | 6·96 | Beaconsfield | 2097 | Portland | 446·83 |
| 27. Ulverstone | 7·15 | Brighton | 2111 | Montagu | 478·29 |
| 28. Evandale | 7·37 | Sheffield | 2217 | Longford | 482·54 |
| 29. Green Ponds | 8·96 | Port Frederick | 2312 | Spring Bay | 497·21 |
| 30. Ralph's Bay | 9·09 | Richmond | 2561 | Stanley | 507·14 |
| 31. Geeveston | 9·57 | Campbell Town | 2695 | Launceston | 526·52 |
| 32. Richmond | 9·57 | Evandale | 3262 | Emu Bay | 575·19 |
| 33. New Norfolk | 10·97 | Oatlands | 3330 | Oatlands | 592·44 |
| 34. Kingston | 11·22 | Fingal | 3404 | Victoria | 622·87 |
| 35. Longford | 11·25 | Westbury | 3681 | Glamorgan | 659·85 |
| 36. Sheffield | 11·78 | Strahan | 3877 | Ulverstone | 801·58 |
| 37. Brighton | 12·32 | Emu Bay | 4001 | Deloraine | 857·68 |
| 38. Port Cygnet | 14·73 | Mersey | 4069 | Campbell Town | 914·39 |
| 39. Westbury | 16·47 | New Norfolk | 4253 | Bothwell | 1055·51 |
| 40. Beaconsfield | 21·95 | Ringarooma | 4783 | Fingal | 1108·96 |
| 41. Mersey | 24·77 | Deloraine | 4913 | Ringarooma | 1296·68 |
| 42. Clarence | 31·83 | Longford | 5429 | Strahan | 1317·68 |
| 43. Launceston District .. | 40·49 | Ulverstone | 5734 | Waratah | 2392·80 |
| 44. Port Frederick | 69·77 | Launceston District ... | 21,316 | Franklin | 2704·76 |
| 45. Hobart District | 339·15 | Hobart District | 33,450 | Hamilton | 3328·27 |
| All Districts | 5·60 | All Districts | 146,667 | All Districts | 26,215·00 |

TASMANIA.

C E N S U S, 1 8 9 1.

PART II.

AGES OF THE PEOPLE.

Date of Enumeration, April 5, 1891.

PART II.

AGES OF THE PEOPLE, 1891.

| Table | Page |
|---|------|
| I. Numbers at, above, and under each Year of Age, 1891 | 35 |
| II. Numbers at Quinquennial and other Age Periods, 1891 | 36 |
| III. „ (Comparative Numerical), Censuses 1861, 1870, 1881, 1891 | 37 |
| IV. „ (Centesimal) „ „ „ | 37 |
| V. Numerical and Centesimal Increase or Decrease at each Age Period for successive Censuses | 38 |
| VI. Proportion of Sexes at each Age Period, 1861, 1870, 1881, and 1891 | 39 |
| VII. Number of Females to 100 Males at each Age Period, 1861, 1870, 1881, and 1891 | 39 |
| VIII. Mean Age of Population, 1881 and 1891..... | 40 |
| IX. Mean Ages at Decennial Periods, 1891..... | 40 |
| X. Ages at Quinquennial and other Age Periods for the Hobart Registration District, including Hobart City and Hobart Suburbs, 1891..... | 41 |
| XI. Ages at Quinquennial and other Age Periods for the Launceston Registration District, including Launceston City and Launceston Suburbs, 1891 | 42 |
| XII. Ages at Quinquennial and other Age Periods for the Rural Registration Districts, 1891 | 43 |
| XIII. Summary by Electoral Districts at Single Age Periods 1 – 21, Quinquennial Periods 21 and over | 44 |

CENSUS OF TASMANIA, 1891.

AGES OF THE PEOPLE.

Numbers at, above, and under each year of Age, 1891.

TABLE I.—Showing the probable Number of Persons, Males, and Females at, above, and under each year of Age last Birthday.

| Age last Birthday. | Population at each year of age. | | | Population at and above each year of age. | | | Population under each year of age. | | | Age last Birthday. | Population at each year of age. | | | Population at and above each year of age. | | | Population under each year of age. | | | Age last Birthday. | Population at each year of age. | | | Population at and above each year of age. | | | Population under each year of age. | | |
|--------------------|---------------------------------|--------|------|---|--------|----------|------------------------------------|--------|----------|--------------------|---------------------------------|--------|----------|---|--------|----------|------------------------------------|--------|----------|--------------------|---------------------------------|--------|----------|---|--------|----------|------------------------------------|--------|----------|
| | Persons. | Males. | Fem. | Persons. | Males. | Females. | Persons. | Males. | Females. | | Persons. | Males. | Females. | Persons. | Males. | Females. | Persons. | Males. | Females. | | Persons. | Males. | Females. | Persons. | Males. | Females. | Persons. | Males. | Females. |
| 0 | 4588 | 2340 | 2248 | 146,667 | 77,560 | 69,107 | ... | ... | ... | 36 | 1771 | 974 | 797 | 35,222 | 19,684 | 15,538 | 111,445 | 57,876 | 53,569 | 72 | 440 | 284 | 156 | 3180 | 2095 | 1085 | 143,487 | 75,465 | 68,022 |
| 1 | 3826 | 1927 | 1899 | 142,079 | 75,220 | 66,859 | 4588 | 2340 | 2248 | 37 | 1422 | 794 | 628 | 33,451 | 18,710 | 14,741 | 113,216 | 58,850 | 54,366 | 73 | 345 | 226 | 119 | 2740 | 1811 | 929 | 143,927 | 75,749 | 68,178 |
| 2 | 4384 | 2220 | 2164 | 138,253 | 73,293 | 64,960 | 8414 | 4267 | 4147 | 38 | 1416 | 833 | 583 | 32,029 | 17,916 | 14,113 | 114,638 | 59,644 | 54,994 | 74 | 301 | 185 | 116 | 2395 | 1585 | 810 | 144,272 | 75,975 | 68,297 |
| 3 | 4324 | 2144 | 2180 | 133,869 | 71,073 | 62,796 | 12,798 | 6487 | 6311 | 39 | 1341 | 748 | 593 | 30,613 | 17,083 | 13,530 | 116,054 | 60,477 | 55,577 | 75 | 341 | 236 | 105 | 2094 | 1400 | 694 | 144,573 | 76,160 | 68,413 |
| 4 | 4344 | 2208 | 2136 | 129,545 | 68,929 | 60,616 | 17,122 | 8631 | 8491 | 40 | 1810 | 998 | 812 | 29,272 | 16,335 | 12,937 | 117,395 | 61,225 | 56,170 | 76 | 282 | 189 | 93 | 1753 | 1164 | 589 | 144,914 | 76,396 | 68,518 |
| 5 | 4081 | 2117 | 1964 | 125,201 | 66,721 | 58,480 | 21,466 | 10,839 | 10,627 | 41 | 1006 | 586 | 420 | 27,462 | 15,337 | 12,125 | 119,205 | 62,223 | 56,982 | 77 | 203 | 128 | 75 | 1471 | 975 | 496 | 145,196 | 76,585 | 68,611 |
| 6 | 4158 | 2105 | 2053 | 121,120 | 64,604 | 56,516 | 25,547 | 12,956 | 12,591 | 42 | 1232 | 682 | 550 | 26,456 | 14,751 | 11,705 | 120,211 | 62,809 | 57,402 | 78 | 201 | 127 | 74 | 1268 | 847 | 421 | 145,399 | 76,713 | 68,686 |
| 7 | 3879 | 1952 | 1927 | 116,962 | 62,499 | 54,463 | 29,705 | 15,061 | 14,644 | 43 | 1037 | 556 | 481 | 25,224 | 14,069 | 11,155 | 121,443 | 63,491 | 57,952 | 79 | 164 | 110 | 54 | 1067 | 720 | 347 | 145,600 | 76,840 | 68,760 |
| 8 | 3707 | 1887 | 1820 | 113,083 | 60,547 | 52,536 | 33,584 | 17,013 | 16,571 | 44 | 989 | 499 | 490 | 24,187 | 13,513 | 10,674 | 122,480 | 64,047 | 58,433 | 80 | 240 | 145 | 95 | 903 | 610 | 293 | 145,764 | 76,950 | 68,814 |
| 9 | 3574 | 1818 | 1756 | 109,376 | 58,060 | 50,716 | 37,291 | 18,900 | 18,391 | 45 | 1170 | 634 | 536 | 23,198 | 13,014 | 10,184 | 123,469 | 64,546 | 58,923 | 81 | 116 | 87 | 29 | 663 | 465 | 198 | 146,004 | 77,095 | 68,909 |
| 10 | 3619 | 1724 | 1895 | 105,802 | 56,842 | 48,960 | 40,865 | 20,718 | 20,147 | 46 | 1066 | 574 | 492 | 22,028 | 12,380 | 9648 | 124,639 | 65,180 | 59,459 | 82 | 103 | 73 | 30 | 547 | 378 | 169 | 146,120 | 77,182 | 68,938 |
| 11 | 3261 | 1617 | 1644 | 102,183 | 55,118 | 47,065 | 44,484 | 22,442 | 22,042 | 47 | 899 | 446 | 453 | 20,962 | 11,806 | 9156 | 125,705 | 65,754 | 59,951 | 83 | 91 | 62 | 29 | 444 | 305 | 139 | 146,223 | 77,255 | 68,968 |
| 12 | 3415 | 1701 | 1714 | 98,922 | 53,501 | 45,421 | 47,745 | 24,059 | 23,686 | 48 | 966 | 493 | 473 | 20,063 | 11,360 | 8703 | 126,604 | 66,200 | 60,404 | 84 | 79 | 53 | 26 | 353 | 243 | 110 | 146,314 | 77,317 | 68,997 |
| 13 | 2996 | 1567 | 1429 | 95,507 | 51,800 | 43,707 | 51,160 | 25,760 | 25,400 | 49 | 819 | 432 | 387 | 19,097 | 10,867 | 8230 | 127,570 | 66,693 | 60,877 | 85 | 71 | 49 | 22 | 274 | 190 | 84 | 146,393 | 77,370 | 69,023 |
| 14 | 3170 | 1675 | 1495 | 92,511 | 50,233 | 42,278 | 54,156 | 27,327 | 26,829 | 50 | 1390 | 703 | 687 | 18,278 | 10,435 | 7843 | 128,389 | 67,125 | 61,264 | 86 | 39 | 24 | 15 | 203 | 141 | 62 | 146,464 | 77,419 | 69,045 |
| 15 | 2774 | 1466 | 1308 | 89,341 | 48,558 | 40,783 | 57,326 | 29,002 | 28,324 | 51 | 705 | 387 | 318 | 16,888 | 9732 | 7156 | 129,779 | 67,828 | 61,951 | 87 | 29 | 16 | 13 | 164 | 117 | 47 | 146,503 | 77,443 | 69,060 |
| 16 | 2859 | 1456 | 1403 | 86,567 | 47,092 | 39,475 | 60,100 | 30,468 | 29,632 | 52 | 841 | 442 | 399 | 16,183 | 9345 | 6838 | 130,484 | 68,215 | 62,269 | 88 | 31 | 24 | 7 | 135 | 101 | 34 | 146,532 | 77,459 | 69,073 |
| 17 | 2696 | 1325 | 1371 | 83,708 | 45,636 | 38,072 | 62,959 | 31,924 | 31,035 | 53 | 745 | 374 | 371 | 15,342 | 8903 | 6439 | 131,325 | 68,657 | 62,668 | 89 | 21 | 14 | 7 | 104 | 77 | 27 | 146,563 | 77,483 | 69,080 |
| 18 | 2864 | 1434 | 1430 | 81,012 | 44,311 | 36,701 | 65,655 | 33,249 | 32,406 | 54 | 762 | 394 | 368 | 14,597 | 8529 | 6068 | 132,070 | 69,031 | 63,039 | 90 | 30 | 25 | 5 | 83 | 63 | 20 | 146,584 | 77,497 | 69,087 |
| 19 | 2700 | 1392 | 1308 | 78,148 | 42,877 | 35,271 | 68,519 | 34,683 | 33,836 | 55 | 858 | 436 | 422 | 13,835 | 8135 | 5700 | 132,832 | 69,425 | 63,407 | 91 | 15 | 12 | 3 | 53 | 38 | 15 | 146,614 | 77,522 | 69,092 |
| 20 | 2813 | 1448 | 1365 | 75,448 | 41,485 | 33,963 | 71,219 | 36,075 | 35,144 | 56 | 803 | 400 | 403 | 12,977 | 7699 | 5278 | 133,690 | 69,861 | 63,829 | 92 | 6 | 4 | 2 | 38 | 26 | 12 | 146,629 | 77,534 | 69,095 |
| 21 | 2729 | 1460 | 1269 | 72,635 | 40,037 | 32,598 | 74,032 | 37,523 | 36,509 | 57 | 706 | 395 | 311 | 12,174 | 7299 | 4875 | 134,493 | 70,261 | 64,232 | 93 | 8 | 4 | 4 | 32 | 22 | 10 | 146,635 | 77,538 | 69,097 |
| 22 | 2746 | 1423 | 1323 | 69,906 | 38,577 | 31,329 | 76,761 | 38,983 | 37,778 | 58 | 770 | 391 | 379 | 11,468 | 6904 | 4564 | 135,199 | 70,656 | 64,543 | 94 | 6 | 3 | 3 | 24 | 18 | 6 | 146,643 | 77,542 | 69,101 |
| 23 | 2721 | 1373 | 1348 | 67,160 | 37,154 | 30,006 | 79,507 | 40,406 | 39,101 | 59 | 582 | 313 | 269 | 10,698 | 6513 | 4185 | 135,969 | 71,047 | 64,922 | 95 | 6 | 5 | 1 | 18 | 15 | 3 | 146,649 | 77,545 | 69,104 |
| 24 | 2728 | 1450 | 1278 | 64,439 | 35,781 | 28,658 | 82,228 | 41,779 | 40,449 | 60 | 1231 | 638 | 598 | 10,116 | 6200 | 3916 | 136,551 | 71,360 | 65,191 | 96 | ... | ... | ... | 12 | 10 | 2 | 146,655 | 77,550 | 69,105 |
| 25 | 2786 | 1490 | 1296 | 61,711 | 34,331 | 27,380 | 84,956 | 43,229 | 41,727 | 61 | 492 | 284 | 208 | 8885 | 5562 | 3323 | 137,782 | 71,998 | 65,784 | 97 | 5 | 5 | ... | 12 | 10 | 2 | 146,655 | 77,550 | 69,105 |
| 26 | 2811 | 1533 | 1278 | 58,925 | 32,841 | 26,084 | 87,742 | 44,719 | 43,023 | 62 | 558 | 345 | 213 | 8393 | 5278 | 3115 | 138,274 | 72,282 | 65,992 | 98 | 1 | 1 | ... | 7 | 5 | 2 | 146,660 | 77,555 | 69,105 |
| 27 | 2605 | 1443 | 1162 | 56,114 | 31,308 | 24,806 | 90,553 | 46,252 | 44,301 | 63 | 564 | 323 | 241 | 7835 | 4933 | 2902 | 138,832 | 72,627 | 66,205 | 99 | 1 | 1 | ... | 6 | 4 | 2 | 146,661 | 77,556 | 69,105 |
| 28 | 2913 | 1685 | 1228 | 53,509 | 29,865 | 23,644 | 93,158 | 47,695 | 45,463 | 64 | 544 | 312 | 232 | 7271 | 4610 | 2661 | 139,396 | 72,950 | 66,446 | 100 | 1 | 1 | ... | 5 | 3 | 2 | 146,662 | 77,557 | 69,105 |
| 29 | 2408 | 1308 | 1100 | 50,596 | 28,180 | 22,416 | 96,071 | 49,380 | 46,691 | 65 | 617 | 371 | 246 | 6727 | 4298 | 2429 | 139,940 | 73,262 | 66,678 | 101 | ... | ... | ... | 4 | 2 | 2 | 146,663 | 77,558 | 69,105 |
| 30 | 2989 | 1657 | 1332 | 48,188 | 26,872 | 21,316 | 98,479 | 50,688 | 47,791 | 66 | 563 | 325 | 238 | 6110 | 3927 | 2183 | 140,557 | 73,633 | 66,924 | 102 | ... | ... | ... | 4 | 2 | 2 | 146,663 | 77,558 | 69,105 |
| 31 | 1959 | 1084 | 875 | 45,199 | 25,215 | 19,984 | 101,468 | 52,345 | 49,123 | 67 | 482 | 291 | 191 | 5547 | 3602 | 1945 | 141,120 | 73,958 | 67,162 | 103 | ... | ... | ... | 4 | 2 | 2 | 146,663 | 77,558 | 69,105 |
| 32 | 2192 | 1218 | 974 | 43,240 | 24,131 | 19,109 | 103,427 | 53,429 | 49,998 | 68 | 434 | 286 | 148 | 5065 | 3311 | 1754 | 141,602 | 74,249 | 67,353 | 104 | 3 | 1 | 2 | 4 | 2 | 2 | 146,663 | 77,558 | 69,105 |
| 33 | 1924 | 1040 | 884 | 41,048 | 22,913 | 18,135 | 105,619 | 54,647 | 50,972 | 69 | 366 | 220 | 146 | 4631 | 3025 | 1606 | 142,036 | 74,535 | 67,501 | 105 | ... | ... | ... | 1 | 1 | ... | 146,666 | 77,559 | 69,107 |
| 34 | 1981 | 1061 | 870 | 39,124 | 21,873 | 17,251 | 107,543 | 55,687 | 51,856 | 70 | 731 | 466 | 265 | 4265 | 2805 | 1460 | 142,402 | 74,755 | 67,647 | 106 | ... | ... | ... | 1 | 1 | ... | 146,666 | 77,559 | 69,107 |
| 35 | 1971 | 1128 | 843 | 37,193 | 20,812 | 16,381 | 109,474 | 56,748 | 52,726 | 71 | 354 | 244 | 110 | 3534 | 2339 | 1195 | 143,133 | 75,221 | 67,912 | 107 | 1 | 1 | ... | ... | ... | ... | 146,667 | 77,560 | 69,107 |

NOTE.—The ages of 590 persons in respect of whom no particulars regarding this category were furnished on a Householder's Schedule, have been divided by a process of graduation between the ages of 25 and 45.

Ages of the People, 1891.**TABLE II.**—Showing the Numbers and Proportions of Persons and Sexes under various Age-groups.

| | Numerical. | | | Centesimal. | | |
|-----------------------------------|------------|--------|----------|-------------|--------|----------|
| | Persons. | Males. | Females. | Persons. | Males. | Females. |
| All Ages..... | 146,667 | 77,560 | 69,107 | ... | ... | ... |
| Specified Ages..... | 146,077 | 76,990 | 69,087 | 100 | 100 | 100 |
| Under 5 years | 21,466 | 10,839 | 10,627 | 14·69 | 14·08 | 15·38 |
| 5 - 65 | 117,884 | 61,853 | 56,031 | 80·71 | 80·33 | 81·11 |
| 65 and over | 6727 | 4298 | 2429 | 4·60 | 5·59 | 3·51 |
| 7 - 14 (school age)..... | 24,451 | 12,266 | 12,185 | 16·74 | 15·93 | 17·64 |
| 20 - 40 (soldier's age) | 45,689 | 24,678 | 21,011 | 31·29 | 32·05 | 30·42 |
| 15 - 45 | 65,563 | 34,984 | 30,579 | 44·89 | 45·44 | 44·27 |
| 21 years and over (adults) | 72,633 | 40,037 | 32,598 | 49·51 | 51·62 | 47·17 |
| Under 5 years | 21,466 | 10,839 | 10,627 | 14·69 | 14·08 | 15·38 |
| 5 - 10 | 19,399 | 9879 | 9520 | 13·28 | 12·83 | 13·78 |
| 10 - 15 | 16,461 | 8284 | 8177 | 11·27 | 10·76 | 11·84 |
| 15 - 20 | 13,893 | 7073 | 6820 | 9·51 | 9·19 | 9·87 |
| 20 - 25 | 13,737 | 7154 | 6583 | 9·41 | 9·29 | 9·53 |
| 25 - 30 | 13,322 | 7263 | 6059 | 9·12 | 9·44 | 8·77 |
| 30 - 35 | 10,831 | 5901 | 4930 | 7·42 | 7·66 | 7·14 |
| 35 - 40 | 7799 | 4360 | 3439 | 5·34 | 5·66 | 4·98 |
| 40 - 45 | 5981 | 3233 | 2748 | 4·09 | 4·20 | 3·98 |
| 45 - 50 | 4915 | 2574 | 2341 | 3·36 | 3·34 | 3·39 |
| 50 - 55 | 4438 | 2295 | 2143 | 3·04 | 2·98 | 3·10 |
| 55 - 60 | 3719 | 1935 | 1784 | 2·55 | 2·51 | 2·58 |
| 60 - 65 | 3389 | 1902 | 1487 | 2·32 | 2·47 | 2·15 |
| 65 - 70 | 2462 | 1493 | 969 | 1·68 | 1·94 | 1·40 |
| 70 - 75 | 2171 | 1405 | 766 | 1·48 | 1·83 | 1·11 |
| 75 - 80 | 1191 | 790 | 401 | 0·82 | 1·03 | 0·58 |
| 80 - 85 | 629 | 420 | 209 | 0·43 | 0·55 | 0·30 |
| 85 and over | 274 | 190 | 84 | 0·19 | 0·24 | 0·12 |
| Unspecified children | ... | ... | ... | ... | ... | ... |
| Unspecified adults and altogether | 590 | 570 | 20 | ... | ... | ... |

Ages of the People.

TABLE III.—Showing the numbers of Persons and Sexes under various Ages at the four last Censuses.

| | Persons. | | | | Males. | | | | Females. | | | |
|--|----------|--------|---------|---------|--------|--------|--------|--------|----------|--------|--------|--------|
| | 1861. | 1870. | 1881. | 1891. | 1861. | 1870. | 1881. | 1891. | 1861. | 1870. | 1881. | 1891. |
| All Ages..... | 89,977 | 99,328 | 115,705 | 146,667 | 49,593 | 52,853 | 61,162 | 77,560 | 40,384 | 46,475 | 54,543 | 69,107 |
| Specified Ages..... | 89,977 | 99,328 | 115,392 | 146,077 | 49,593 | 52,853 | 60,924 | 76,990 | 40,384 | 46,475 | 54,478 | 69,087 |
| Under 5 years..... | 14,999 | 14,302 | 16,191 | 21,466 | 7639 | 7185 | 8126 | 10,839 | 7360 | 7117 | 8065 | 10,627 |
| 5 - 65..... | 72,360 | 80,666 | 93,578 | 117,884 | 40,015 | 42,520 | 48,916 | 61,853 | 32,345 | 38,146 | 44,662 | 55,831 |
| 65 and over..... | 2618 | 4360 | 5623 | 6727 | 1939 | 3148 | 3882 | 4298 | 679 | 1212 | 1741 | 2629 |
| 7 - 14 (school age).... | ... | ... | 19,322 | 24,451 | ... | ... | 9798 | 12,266 | ... | ... | 95 | 12,185 |
| 20 - 40 (soldier's age)... | 26,742 | 22,917 | 30,857 | 45,689 | 13,941 | 10,862 | 15,805 | 24,678 | 12,801 | 12,055 | 15,052 | 21,011 |
| 15 - 45..... | ... | ... | 49,204 | 65,563 | ... | ... | 25,026 | 34,984 | ... | ... | 24,178 | 30,579 |
| 21 years & over (adults) | ... | ... | 55,764 | 72,633 | ... | ... | 30,842 | 40,037 | ... | ... | 24,922 | 32,598 |
| Under 5 years..... | 14,999 | 14,302 | 16,191 | 21,466 | 7639 | 7185 | 8126 | 10,839 | 7360 | 7117 | 8065 | 10,627 |
| 5 - 10..... | 11,108 | 14,592 | 14,242 | 19,399 | 5545 | 7426 | 7274 | 9879 | 5563 | 7166 | 6968 | 9520 |
| 10 - 15..... | 8240 | 13,549 | 13,660 | 16,461 | 4182 | 6758 | 6997 | 8284 | 4058 | 6791 | 6663 | 8177 |
| 15 - 20..... | 7302 | 8848 | 13,366 | 13,892 | 3384 | 4295 | 6701 | 7073 | 3918 | 4553 | 6665 | 6820 |
| 20 - 25..... | 13,122 | 12,231 | 11,903 | 13,737 | 5965 | 5664 | 5975 | 7154 | 7157 | 6567 | 5928 | 6583 |
| 25 - 30..... | | | 7979 | 13,322 | | | 4173 | 7263 | | | 3806 | 6059 |
| 30 - 35..... | 13,620 | 10,686 | 5890 | 10,831 | 7976 | 5198 | 3125 | 5901 | 5644 | 5488 | 2765 | 4930 |
| 35 - 40..... | | | 5085 | 7799 | | | 2532 | 4360 | | | 2553 | 3439 |
| 40 - 45..... | 11,091 | 10,524 | 4981 | 5981 | 7322 | 6280 | 2520 | 3233 | 3769 | 4244 | 2461 | 2748 |
| 45 - 50..... | | | 4677 | 4915 | | | 2420 | 2574 | | | 2257 | 2341 |
| 50 - 55..... | 6329 | 7996 | 4588 | 4438 | 4504 | 5289 | 2666 | 2295 | 1825 | 2707 | 1922 | 2143 |
| 55 - 60..... | | | 3552 | 3719 | | | 2165 | 1935 | | | 1387 | 1784 |
| 60 - 65..... | 3092 | 4484 | 3655 | 3389 | 2270 | 3225 | 2368 | 1902 | 822 | 1259 | 1287 | 1487 |
| 65 - 70..... | | | 2320 | 2462 | | | 1550 | 1493 | | | 770 | 969 |
| 70 - 75..... | 859 | 1756 | 1754 | 2171 | 631 | 1262 | 1241 | 1405 | 226 | 494 | 513 | 766 |
| 75 - 80..... | | | 907 | 1191 | | | 638 | 790 | | | 269 | 601 |
| 80 - 85..... | 217 | 360 | 486 | 629 | 175 | 271 | 347 | 420 | 42 | 89 | 139 | 209 |
| 85 and over..... | | | 156 | 274 | | | 106 | 190 | | | 50 | 84 |
| Unspecified children... | ... | ... | ... | ... | ... | ... | ... | ... | ... | ... | ... | ... |
| Unspecified adults and altogether..... | ... | ... | 313 | 590 | ... | ... | 238 | 570 | ... | ... | 75 | 20 |

Ages of the People.—Percental Proportion at various Age Groups.

TABLE IV.—Showing the Proportions of Persons and Sexes under various Ages at the four last Censuses.

| | Persons. | | | | Males. | | | | Females. | | | |
|-----------------------------|----------|--------|--------|--------|--------|--------|--------|--------|----------|--------|--------|--------|
| | 1861. | 1870. | 1881. | 1891. | 1861. | 1870. | 1881. | 1891. | 1861. | 1870. | 1881. | 1891. |
| All Ages (specified)..... | 100·00 | 100·00 | 100·00 | 100·00 | 100·00 | 100·00 | 100·00 | 100·00 | 100·00 | 100·00 | 100·00 | 100·00 |
| Under 5 years..... | 16·66 | 14·40 | 14·03 | 14·69 | 15·40 | 13·59 | 13·34 | 14·08 | 17·33 | 15·32 | 14·81 | 15·32 |
| 5 - 65..... | 80·43 | 81·21 | 81·09 | 80·71 | 80·69 | 80·46 | 80·28 | 80·33 | 80·99 | 82·08 | 82·01 | 81·11 |
| 65 and over..... | 2·91 | 4·39 | 4·88 | 4·60 | 3·91 | 5·95 | 6·38 | 5·89 | 1·68 | 2·60 | 3·18 | 3·51 |
| 7 - 14 (school age)..... | ... | ... | 16·70 | 16·74 | ... | ... | 16·02 | 15·93 | ... | ... | 17·46 | 17·64 |
| 20 - 40 (soldier's age).... | 29·72 | 23·07 | 26·73 | 31·29 | 28·12 | 20·55 | 25·94 | 32·05 | 31·70 | 25·94 | 27·64 | 30·42 |
| 15 - 45..... | ... | ... | 42·63 | 44·89 | ... | ... | 41·06 | 45·44 | ... | ... | 44·40 | 44·27 |
| 21 years and over (adults) | ... | ... | ... | 49·51 | ... | ... | ... | 51·62 | ... | ... | ... | 47·17 |
| Under 5 years..... | 16·66 | 14·40 | 14·03 | 14·69 | 15·40 | 13·59 | 13·34 | 14·08 | 17·23 | 15·32 | 14·81 | 15·38 |
| 5 - 10 years..... | 12·35 | 14·69 | 12·34 | 13·28 | 11·18 | 14·05 | 11·94 | 12·83 | 13·77 | 15·42 | 12·79 | 13·78 |
| 10 - 15..... | 9·16 | 13·64 | 11·84 | 11·27 | 8·43 | 12·79 | 11·48 | 10·76 | 10·05 | 14·61 | 12·24 | 11·84 |
| 15 - 20..... | 8·12 | 8·91 | 11·58 | 9·51 | 6·82 | 8·13 | 11·00 | 9·19 | 9·70 | 9·80 | 12·24 | 9·87 |
| 20 - 25..... | 14·58 | 12·31 | 10·31 | 9·41 | 12·03 | 10·72 | 9·81 | 9·29 | 17·72 | 14·13 | 10·88 | 9·53 |
| 25 - 30..... | | | 6·91 | 9·12 | | | 6·85 | 9·44 | | | 6·99 | 8·77 |
| 30 - 35..... | 15·14 | 10·76 | 5·10 | 7·42 | 16·09 | 9·83 | 5·13 | 7·66 | 13·98 | 11·81 | 5·08 | 7·14 |
| 35 - 40..... | | | 4·41 | 5·34 | | | 4·15 | 5·66 | | | 4·69 | 4·98 |
| 40 - 45..... | 12·33 | 10·59 | 4·32 | 4·09 | 14·77 | 11·88 | 4·12 | 4·20 | 9·33 | 9·13 | 4·52 | 3·98 |
| 45 - 50..... | | | 4·05 | 3·36 | | | 3·97 | 3·34 | | | 4·14 | 3·39 |
| 50 - 55..... | 7·03 | 8·05 | 3·98 | 3·04 | 9·08 | 10·01 | 4·28 | 2·98 | 4·52 | 5·82 | 3·53 | 3·10 |
| 55 - 60..... | | | 3·08 | 2·55 | | | 3·56 | 2·51 | | | 2·55 | 2·58 |
| 60 - 65..... | 3·44 | 4·51 | 3·17 | 2·32 | 4·58 | 6·10 | 3·89 | 2·47 | 2·03 | 2·71 | 2·36 | 2·15 |
| 65 - 70..... | | | 2·01 | 1·68 | | | 2·55 | 1·94 | | | 1·41 | 1·40 |
| 70 - 75..... | 0·95 | 1·77 | 1·53 | 1·48 | 1·27 | 2·39 | 2·04 | 1·83 | 0·56 | 1·06 | 0·94 | 1·11 |
| 75 - 80..... | | | 0·78 | 0·82 | | | 1·05 | 1·03 | | | 0·49 | 0·58 |
| 80 - 85..... | 0·24 | 0·37 | 0·42 | 0·43 | 0·35 | 0·51 | 0·57 | 0·55 | 0·11 | 0·19 | 0·25 | 0·30 |
| 85 and over..... | | | 0·14 | 0·19 | | | 0·17 | 0·24 | | | 0·09 | 0·12 |

Ages of the People.—Numerical Increase at successive Censuses.

TABLE V.—Number of Persons at each Age-period at the Censuses of 1861, 1870, 1881, and 1891; with Increases or Decreases.

| Ages. | Persons. | | | Males. | | | Females. | | |
|----------------|----------|-----------------------|---------------------------------|----------|-----------------------|---------------------------------|----------|-----------------------|---------------------------------|
| | Numbers. | Increase or Decrease. | Increase per cent.* per Decade. | Numbers. | Increase or Decrease. | Increase per cent.* per Decade. | Numbers. | Increase or Decrease. | Increase per cent.* per Decade. |
| All Ages..... | 1861 | 89,977 | ... | ... | 49,593 | ... | ... | 40,384 | ... |
| | 1870 | 99,328 | 9351 | 11·77 | 52,853 | 3260 | 7·44 | 46,475 | 6091 |
| | 1881 | 115,705 | 16,377 | 14·79 | 61,162 | 8309 | 14·10 | 54,543 | 8068 |
| | 1891 | 146,667 | 30,962 | 26·75 | 77,560 | 16,398 | 26·61 | 69,107 | 14,664 |
| Under 1..... | 1861 | 3117 | ... | ... | 1612 | ... | ... | 1505 | ... |
| | 1870 | 2887 | — 230 | — 8·39 | 1484 | — 128 | — 8·99 | 1403 | — 102 |
| | 1881 | 3536 | 649 | 20·16 | 1705 | 221 | 13·36 | 1831 | 428 |
| | 1891 | 4588 | 1052 | 29·75 | 2340 | 635 | 37·24 | 2248 | 417 |
| 1—2 | 1861 | 2844 | ... | ... | 1415 | ... | ... | 1429 | ... |
| | 1870 | 2618 | — 226 | — 8·87 | 1291 | — 124 | — 9·92 | 1327 | — 102 |
| | 1881 | 3187 | 569 | 19·49 | 1551 | 260 | 18·06 | 1636 | 309 |
| | 1891 | 3826 | 639 | 20·05 | 1927 | 376 | 24·24 | 1899 | 263 |
| 2—5 | 1861 | 9038 | ... | ... | 4612 | ... | ... | 4426 | ... |
| | 1870 | 8797 | — 241 | — 3·02 | 4410 | — 202 | — 4·95 | 4387 | — 39 |
| | 1881 | 9468 | 671 | 6·84 | 4870 | 460 | 9·36 | 4598 | 211 |
| | 1891 | 13,052 | 3584 | 37·85 | 6572 | 1702 | 34·95 | 6480 | 1882 |
| 5—10..... | 1861 | 11,108 | ... | ... | 5545 | ... | ... | 5563 | ... |
| | 1870 | 14,592 | 3484 | 35·51 | 7426 | 1881 | 38·40 | 7166 | 1603 |
| | 1881 | 14,242 | — 350 | — 2·15 | 7274 | — 152 | — 1·84 | 6968 | — 198 |
| | 1891 | 19,399 | 5157 | 36·21 | 9879 | 2605 | 35·81 | 9520 | 2552 |
| 10—15..... | 1861 | 8240 | ... | ... | 4182 | ... | ... | 4058 | ... |
| | 1870 | 13,549 | 5309 | 72·94 | 6758 | 2576 | 69·74 | 6791 | 2733 |
| | 1881 | 13,660 | 111 | ·73 | 6997 | 239 | 3·17 | 6663 | — 128 |
| | 1891 | 16,461 | 2801 | 20·51 | 8284 | 1287 | 18·39 | 8177 | 1514 |
| 15—20..... | 1861 | 7302 | ... | ... | 3384 | ... | ... | 3918 | ... |
| | 1870 | 8848 | 1546 | 28·47 | 4295 | 911 | 29·78 | 4553 | 635 |
| | 1881 | 13,366 | 4518 | 45·80 | 6701 | 2406 | 50·24 | 6665 | 2112 |
| | 1891 | 18,893 | 5527 | 39·94 | 7073 | 372 | 5·55 | 6820 | 155 |
| 20—30..... | 1861 | 13,122 | ... | ... | 5965 | ... | ... | 7157 | ... |
| | 1870 | 12,231 | — 891 | — 7·68 | 5664 | — 301 | — 5·71 | 6567 | — 590 |
| | 1881 | 19,882 | 7651 | 56·10 | 10,148 | 4484 | 71·00 | 9734 | 3167 |
| | 1891 | 27,059 | 7177 | 36·15 | 14,417 | 4269 | 40·74 | 12,642 | 2908 |
| 30—40..... | 1861 | 13,620 | ... | ... | 7976 | ... | ... | 5644 | ... |
| | 1870 | 10,686 | — 2934 | — 24·39 | 5198 | — 2778 | 38·53 | 5488 | — 156 |
| | 1881 | 10,975 | 289 | 2·42 | 5657 | 459 | 7·92 | 5318 | — 170 |
| | 1891 | 18,630 | 7665 | 69·85 | 10,261 | 4604 | 81·40 | 8369 | 3051 |
| 40—50..... | 1861 | 11,091 | ... | ... | 7322 | ... | ... | 3769 | ... |
| | 1870 | 10,524 | — 567 | — 5·79 | 6280 | — 1042 | — 16·11 | 4244 | 475 |
| | 1881 | 9658 | — 866 | — 7·38 | 4940 | — 1340 | — 19·14 | 4718 | 474 |
| | 1891 | 10,896 | 1138 | 11·78 | 5807 | 867 | 17·55 | 5089 | 371 |
| 50—60..... | 1861 | 6329 | ... | ... | 4504 | ... | ... | 1825 | ... |
| | 1870 | 7996 | 1667 | 29·81 | 5289 | 785 | 19·73 | 2707 | 882 |
| | 1881 | 8140 | 144 | 1·61 | 4831 | — 458 | — 7·77 | 3309 | 602 |
| | 1891 | 8157 | 17 | 2·08 | 4230 | 399 | 8·26 | 3927 | 618 |
| 60—70..... | 1861 | 3092 | ... | ... | 2270 | ... | ... | 822 | ... |
| | 1870 | 4484 | 1392 | 50·97 | 3225 | 955 | 47·64 | 1259 | 437 |
| | 1881 | 5975 | 1491 | 29·82 | 3918 | 693 | 19·27 | 2057 | 798 |
| | 1891 | 5851 | — 124 | — 20·75 | 3395 | 477 | 14·92 | 2456 | 399 |
| 70—80..... | 1861 | 857 | ... | ... | 631 | ... | ... | 226 | ... |
| | 1870 | 1756 | 899 | 118·76 | 1262 | 631 | 113·21 | 494 | 268 |
| | 1881 | 2661 | 905 | 46·22 | 1879 | 617 | 43·85 | 782 | 288 |
| | 1891 | 3362 | 701 | 26·34 | 2195 | 216 | 11·49 | 1167 | 385 |
| 80—90..... | 1861 | 193 | ... | ... | 154 | ... | ... | 39 | ... |
| | 1870 | 314 | 121 | 71·00 | 235 | 81 | 59·61 | 79 | 40 |
| | 1881 | 591 | 277 | 79·12 | 422 | 187 | 71·37 | 169 | 90 |
| | 1891 | 820 | 229 | 38·75 | 547 | 125 | 29·62 | 273 | 104 |
| 90 and over... | 1861 | 24 | ... | ... | 21 | ... | ... | 3 | ... |
| | 1870 | 46 | 22 | 103·90 | 36 | 15 | 80·85 | 10 | 7 |
| | 1881 | 51 | 5 | 9·75 | 31 | — 5 | — 12·46 | 20 | 10 |
| | 1891 | 83 | 32 | 62·75 | 63 | 32 | 103·23 | 20 | ... |
| Not specified | 1861 | ... | ... | ... | ... | ... | ... | ... | ... |
| | 1870 | ... | ... | ... | ... | ... | ... | ... | ... |
| | 1881 | 313 | 213 | ... | 238 | 238 | ... | 75 | 75 |
| | 1891 | 590 | 277 | 88·50 | 570 | 332 | ... | 20 | 55 |

NOTE.—The decreases are denoted by the sign minus (—).

* Reduced to even periods of Ten years; the periods between the Censuses above referred to were taken to be as follows:—7th April, 1861, to 7th February, 1870 = 8·833 years; 7th February, 1870, to 3rd April, 1881 = 11·15 years; 3rd April, 1881, to 5th April, 1891 = 10 years.

Proportions of Sexes.

TABLE VI.—Proportions of Males and Females in every 100 of the general Population, at each Age-period, at the four last Censuses.

| Age-periods. | Males. | | | | Females. | | | |
|---------------------|--------|-------|-------|-------|----------|-------|-------|-------|
| | 1861. | 1870. | 1881. | 1891. | 1861. | 1870. | 1881. | 1891. |
| All ages | 55·12 | 53·21 | 52·86 | 52·88 | 44·88 | 46·79 | 47·14 | 47·12 |
| Under 1 | 51·72 | 51·40 | 48·22 | 51·00 | 48·28 | 48·60 | 51·78 | 49·00 |
| 1 - 2 | 49·76 | 49·31 | 48·67 | 50·37 | 50·24 | 50·69 | 51·33 | 49·63 |
| 2 - 5 | 51·03 | 50·13 | 51·44 | 50·35 | 48·97 | 49·87 | 48·56 | 49·65 |
| 5 - 10 | 49·92 | 50·89 | 51·07 | 50·92 | 50·08 | 49·11 | 48·93 | 49·08 |
| 10 - 15 | 50·75 | 49·88 | 51·22 | 50·33 | 49·25 | 50·12 | 48·78 | 49·67 |
| 15 - 20 | 46·34 | 48·54 | 50·13 | 50·91 | 53·66 | 51·46 | 49·87 | 49·09 |
| 20 - 30 | 45·46 | 46·31 | 51·04 | 53·28 | 54·54 | 53·69 | 48·96 | 46·72 |
| 30 - 40 | 58·56 | 48·65 | 51·54 | 55·07 | 41·44 | 51·35 | 48·46 | 44·93 |
| 40 - 50 | 66·02 | 59·67 | 51·15 | 53·30 | 33·98 | 40·33 | 48·85 | 46·70 |
| 50 - 60 | 71·17 | 66·15 | 59·35 | 51·86 | 28·83 | 33·85 | 40·65 | 48·14 |
| 60 - 70 | 78·42 | 71·92 | 65·57 | 58·02 | 26·58 | 28·08 | 34·43 | 41·98 |
| 70 - 80 | 73·63 | 71·87 | 70·61 | 65·29 | 26·37 | 28·13 | 29·39 | 34·71 |
| 80 - 90 | 79·79 | 74·84 | 71·40 | 66·70 | 20·21 | 25·16 | 28·60 | 33·30 |
| 90 - over | 87·50 | 78·26 | 60·78 | 75·90 | 12·50 | 21·74 | 39·22 | 24·10 |
| Not specified | ... | ... | 76·04 | 96·61 | ... | ... | 23·96 | 3·39 |

This table is to be read thus :—In every 100 of the population in 1861 under one year, 51·72 persons were males and 48·28 were females : or, to avoid decimals, in every 10,000 persons in that year 5172 were males and 4828 females.

Number of Females to 100 Males.

TABLE VII.—Number of Females to every 100 Males at each Age-period, at the four last Censuses.

| Age-periods. | 1861. | | 1870. | | 1881. | | 1891. | |
|----------------|--------|----------|--------|----------|--------|----------|--------|----------|
| | Males. | Females. | Males. | Females. | Males. | Females. | Males. | Females. |
| All Ages | 100·00 | 81·43 | 100·00 | 87·93 | 100·00 | 89·18 | 100·00 | 89·10 |
| Under 1 year | | 93·36 | | 94·54 | | 107·39 | | 96·07 |
| 1 - 2 | | 100·99 | | 102·79 | | 105·48 | | 98·53 |
| 2 - 5 | | 95·97 | | 99·48 | | 94·41 | | 98·62 |
| 5 - 10 | | 100·32 | | 96·50 | | 95·79 | | 96·38 |
| 10 - 15 | | 97·04 | | 100·49 | | 95·23 | | 98·70 |
| 15 - 20 | | 115·78 | | 106·01 | | 99·46 | | 96·42 |
| 20 - 30 | | 119·98 | | 115·94 | | 95·92 | | 87·70 |
| 30 - 40 | 100·00 | 70·76 | 100·00 | 105·58 | 100·00 | 93·94 | 100·00 | 81·57 |
| 40 - 50 | | 51·48 | | 67·51 | | 95·51 | | 87·64 |
| 50 - 60 | | 40·52 | | 51·18 | | 68·49 | | 91·33 |
| 60 - 70 | | 36·21 | | 39·04 | | 52·50 | | 72·34 |
| 70 - 80 | | 35·82 | | 39·14 | | 41·62 | | 53·17 |
| 80 - 90 | | 25·32 | | 33·62 | | 40·05 | | 49·91 |
| 90 and over | | 14·28 | | 27·78 | | 64·52 | | 31·75 |
| Not specified | | ... | | ... | | 31·51 | | 3·51 |

This table is to be read thus :—To every 100 males at all ages in 1861 there were 81·43 females, and to every 100 males under one year, 93·36 females : or, to avoid decimals, to every 10,000 males at all ages there were 8143 females, and to every 10,000 males under one year, 9336 females.

Mean Age of Total Population.

TABLE VIII.—Mean Age of the Total Population, Persons, Males, and Females, at the Censuses of 1881 and 1891.

| Year. | Persons. | Males. | Females. |
|-----------|----------|--------|----------|
| 1891..... | 24·62 | 25·54 | 23·58 |
| 1881..... | 24·89 | 26·40 | 23·20 |

Mean Ages.

TABLE IX.—Mean Ages at Decennial Periods, at the Census of 1891.

| Ages. | Mean Ages. | | |
|-----------------|------------|--------|----------|
| | Persons. | Males. | Females. |
| 0 - 10 | 4·83 | 4·84 | 4·83 |
| 10 - 20 | 14·74 | 14·78 | 14·70 |
| 20 - 30 | 24·95 | 25·01 | 24·85 |
| 30 - 40 | 34·39 | 34·42 | 34·36 |
| 40 - 50 | 44·52 | 44·43 | 44·62 |
| 50 - 60 | 54·56 | 54·57 | 54·54 |
| 60 - 70 | 64·29 | 64·41 | 64·07 |
| 70 - 80 | 73·88 | 73·88 | 73·86 |
| 80 - 90 | 83·10 | 83·14 | 83·01 |
| 90 - 100 | 92·49 | 92·36 | 93·00 |
| 100 - 110 | 104·00 | 100·37 | 104·50 |

NOTE.—The Mean Age at the Censuses previous to 1881 cannot be ascertained.

Ages of the People.—Hobart Registration District, Hobart City, and Hobart Suburbs, 1891.

TABLE X.—Showing the Numbers and Proportions of Persons and Sexes under various Age-groups.

| | Hobart District. | | | | | | Hobart City. | | | | | | Hobart Suburbs. | | | | | |
|----------------------------------|------------------|--------|----------|-------------------------|--------|----------|--------------|--------|----------|-------------------------|--------|----------|-----------------|--------|----------|-------------------------|--------|----------|
| | Numerical. | | | Centesimal (specified). | | | Numerical. | | | Centesimal (specified). | | | Numerical. | | | Centesimal (specified). | | |
| | Persons. | Males. | Females. | Persons. | Males. | Females. | Persons. | Males. | Females. | Persons. | Males. | Females. | Persons. | Males. | Females. | Persons. | Males. | Females. |
| All Ages | 33,450 | 16,310 | 17,140 | ... | ... | ... | 24,905 | ... | ... | ... | ... | ... | 8545 | ... | ... | ... | ... | ... |
| All Ages specified | 33,442 | 16,309 | 17,133 | 100·00 | 100·00 | 100·00 | 24,897 | 12,124 | 12,773 | 100·00 | 100·00 | 100·00 | 8545 | 4185 | 4360 | 100·00 | 100·00 | 100·00 |
| Under 5 years | 4298 | 2121 | 2177 | 12·85 | 13·01 | 12·71 | 3194 | 1599 | 1595 | 12·83 | 13·19 | 12·49 | 1104 | 522 | 582 | 12·92 | 12·47 | 13·35 |
| 5 - 65 | 27,301 | 13,097 | 14,204 | 81·64 | 80·30 | 82·91 | 20,631 | 9964 | 10,667 | 82·86 | 82·18 | 83·51 | 6670 | 3133 | 3537 | 78·06 | 74·87 | 81·12 |
| 65 and over | 1843 | 1091 | 752 | 5·51 | 6·69 | 4·38 | 1072 | 561 | 511 | 4·31 | 4·63 | 4·00 | 771 | 530 | 241 | 9·02 | 12·66 | 5·53 |
| 7 - 14 (school age) | 5996 | 2966 | 3030 | 17·93 | 18·19 | 17·68 | 4375 | 2157 | 2218 | 17·57 | 17·76 | 17·36 | 1621 | 809 | 812 | 18·97 | 19·33 | 18·62 |
| 20 - 40 (soldier's age) | 10,894 | 5236 | 5658 | 32·57 | 32·10 | 33·01 | 8494 | 4176 | 4318 | 34·10 | 34·44 | 33·81 | 2400 | 1060 | 1340 | 28·09 | 25·33 | 30·74 |
| 15 - 45 | 15,550 | 7431 | 8119 | 46·49 | 45·57 | 47·37 | 11,976 | 5802 | 6174 | 48·10 | 47·85 | 48·34 | 3574 | 1629 | 1945 | 41·83 | 38·93 | 44·61 |
| 21 years and over (adults) | 17,557 | 8582 | 8975 | 52·49 | 52·62 | 52·37 | 13,118 | 6404 | 6714 | 52·68 | 52·82 | 52·57 | 4439 | 2178 | 2261 | 51·96 | 52·05 | 51·86 |
| Under 5 years | 4298 | 2121 | 2177 | 12·85 | 13·01 | 12·71 | 3194 | 1599 | 1595 | 12·83 | 13·19 | 12·49 | 1104 | 522 | 582 | 12·92 | 12·47 | 13·35 |
| 5 - 10 | 4101 | 2035 | 2066 | 12·26 | 12·48 | 12·06 | 3020 | 1505 | 1515 | 12·13 | 12·41 | 11·86 | 1081 | 530 | 551 | 12·65 | 12·66 | 12·64 |
| 10 - 15 | 3630 | 1793 | 1837 | 10·86 | 10·99 | 10·72 | 2641 | 1287 | 1354 | 10·61 | 10·62 | 10·60 | 989 | 506 | 483 | 11·57 | 12·09 | 11·08 |
| 15 - 20 | 3205 | 1497 | 1708 | 9·58 | 9·18 | 9·97 | 2413 | 1109 | 1304 | 9·69 | 9·15 | 10·22 | 792 | 388 | 404 | 9·27 | 9·28 | 9·27 |
| 20 - 25 | 3347 | 1497 | 1850 | 10·01 | 9·18 | 10·80 | 2607 | 1187 | 1420 | 10·47 | 9·79 | 11·12 | 740 | 310 | 430 | 8·66 | 7·41 | 9·86 |
| 25 - 30 | 3201 | 1571 | 1630 | 9·57 | 9·63 | 9·51 | 2516 | 1272 | 1244 | 10·10 | 10·49 | 9·74 | 685 | 299 | 386 | 8·02 | 7·14 | 8·85 |
| 30 - 35 | 2489 | 1205 | 1284 | 7·45 | 7·39 | 7·49 | 1924 | 954 | 970 | 7·73 | 7·87 | 7·59 | 565 | 251 | 314 | 6·61 | 6·00 | 7·20 |
| 35 - 40 | 1857 | 963 | 894 | 5·55 | 5·90 | 5·22 | 1447 | 763 | 684 | 5·81 | 6·29 | 5·35 | 410 | 200 | 210 | 4·80 | 4·78 | 4·82 |
| 40 - 45 | 1451 | 698 | 753 | 4·34 | 4·28 | 4·39 | 1069 | 517 | 552 | 4·29 | 4·26 | 4·32 | 382 | 181 | 201 | 4·47 | 4·33 | 4·61 |
| 45 - 50 | 1151 | 511 | 640 | 3·44 | 3·13 | 3·73 | 888 | 402 | 486 | 3·57 | 3·32 | 3·80 | 263 | 109 | 154 | 3·08 | 2·60 | 3·53 |
| 50 - 55 | 1097 | 486 | 611 | 3·28 | 2·98 | 3·57 | 813 | 352 | 461 | 3·27 | 2·90 | 3·61 | 284 | 134 | 150 | 3·32 | 3·20 | 3·44 |
| 55 - 60 | 905 | 414 | 491 | 2·71 | 2·54 | 2·88 | 672 | 312 | 360 | 2·70 | 2·57 | 2·82 | 233 | 102 | 131 | 2·73 | 2·44 | 3·00 |
| 60 - 65 | 867 | 427 | 440 | 2·59 | 2·62 | 2·57 | 621 | 304 | 317 | 2·49 | 2·51 | 2·48 | 246 | 123 | 123 | 2·88 | 2·94 | 2·82 |
| 65 - 70 | 620 | 337 | 283 | 1·85 | 2·07 | 1·65 | 414 | 205 | 209 | 1·66 | 1·69 | 1·64 | 206 | 132 | 74 | 2·41 | 3·15 | 1·70 |
| 70 - 75 | 574 | 354 | 220 | 1·71 | 2·17 | 1·28 | 338 | 189 | 149 | 1·36 | 1·56 | 1·17 | 236 | 165 | 71 | 2·76 | 3·94 | 1·63 |
| 75 - 80 | 349 | 212 | 137 | 1·04 | 1·30 | 0·80 | 181 | 95 | 86 | 0·73 | 0·78 | 0·67 | 168 | 117 | 51 | 1·97 | 2·80 | 1·17 |
| 80 - 85 | 204 | 121 | 83 | 0·62 | 0·74 | 0·48 | 104 | 53 | 51 | 0·42 | 0·44 | 0·40 | 100 | 68 | 32 | 1·17 | 1·62 | 0·73 |
| 85 and over | 96 | 67 | 29 | 0·29 | 0·41 | 0·17 | 35 | 19 | 16 | 0·14 | 0·16 | 0·12 | 61 | 48 | 13 | 0·71 | 1·15 | 0·30 |
| Not specified | 8 | 1 | 7 | ... | ... | ... | 8 | 1 | 7 | ... | ... | ... | ... | ... | ... | ... | ... | ... |

AGES.

Ages of the People.—Launceston Registration District, Launceston City, and Launceston Suburbs, 1891.

TABLE XI.—Showing the Numbers and Proportions of Persons and Sexes under various Age-groups.

| | Launceston District. | | | | | | Launceston City. | | | | | | Launceston Suburbs. | | | | | |
|---------------------------------|----------------------|--------|----------|-------------------------|--------|----------|------------------|--------|----------|-------------------------|--------|----------|---------------------|--------|----------|-------------------------|--------|----------|
| | Numerical. | | | Centesimal (specified). | | | Numerical. | | | Centesimal (specified). | | | Numerical. | | | Centesimal (specified). | | |
| | Persons. | Males. | Females. | Persons. | Males. | Females. | Persons. | Males. | Females. | Persons. | Males. | Females. | Persons. | Males. | Females. | Persons. | Males. | Females. |
| All ages..... | 21,285 | 10,531 | 10,754 | ... | ... | ... | 17,208 | 8397 | 8811 | ... | ... | ... | 4077 | 2134 | 1943 | ... | ... | ... |
| All ages specified..... | 21,284 | 10,531 | 10,753 | 100·00 | 100·00 | 100·00 | 17,207 | 8397 | 8810 | 100·00 | 100·00 | 100·00 | 4077 | 2134 | 1943 | 100·00 | 100·00 | 100·00 |
| Under 5 years..... | 3007 | 1487 | 1520 | 14·12 | 14·12 | 14·13 | 2286 | 1139 | 1147 | 13·28 | 13·56 | 13·02 | 721 | 348 | 373 | 17·68 | 16·31 | 19·20 |
| 5 - 65 | 17,254 | 8411 | 8843 | 81·07 | 79·87 | 82·24 | 14,060 | 6736 | 7324 | 81·72 | 80·22 | 83·13 | 3194 | 1675 | 1519 | 78·35 | 78·49 | 78·18 |
| 65 and over..... | 1023 | 633 | 390 | 4·81 | 6·01 | 3·63 | 861 | 522 | 339 | 5·00 | 6·22 | 3·85 | 162 | 111 | 51 | 3·97 | 5·20 | 2·62 |
| 7 - 14 (school age) | 3880 | 1936 | 1944 | 18·23 | 18·38 | 18·08 | 3083 | 1528 | 1555 | 17·92 | 18·20 | 17·65 | 797 | 408 | 389 | 19·55 | 19·12 | 20·02 |
| 20 - 40 (soldier's age) | 6772 | 3219 | 3553 | 31·81 | 30·57 | 33·04 | 5588 | 2613 | 2975 | 32·47 | 31·12 | 33·77 | 1184 | 606 | 578 | 29·04 | 28·40 | 29·75 |
| 15 - 45 | 9810 | 4663 | 5147 | 46·08 | 44·28 | 47·87 | 8093 | 3778 | 4315 | 47·03 | 44·99 | 48·98 | 1717 | 885 | 832 | 42·11 | 41·47 | 42·82 |
| 21 years and over (adults)..... | 10,661 | 5283 | 5378 | 50·10 | 50·17 | 50·02 | 8776 | 4260 | 4516 | 51·00 | 50·74 | 51·26 | 1885 | 1023 | 862 | 46·24 | 47·95 | 44·37 |
| Under 5 years | 3007 | 1487 | 1520 | 14·13 | 14·12 | 14·13 | 2286 | 1139 | 1147 | 13·28 | 13·57 | 13·02 | 721 | 348 | 373 | 17·68 | 16·31 | 19·20 |
| 5 - 10 | 2686 | 1382 | 1304 | 12·62 | 13·12 | 12·13 | 2129 | 1084 | 1045 | 12·37 | 12·91 | 11·86 | 557 | 298 | 259 | 13·66 | 13·96 | 13·33 |
| 10 - 15 | 2329 | 1172 | 1167 | 10·99 | 11·13 | 10·85 | 1857 | 931 | 926 | 10·79 | 11·09 | 10·51 | 482 | 241 | 241 | 11·82 | 11·29 | 12·40 |
| 15 - 20 | 2144 | 999 | 1145 | 10·07 | 9·49 | 10·65 | 1770 | 804 | 966 | 10·30 | 9·58 | 10·96 | 374 | 195 | 179 | 9·17 | 9·14 | 9·21 |
| 20 - 25 | 2117 | 953 | 1164 | 9·95 | 9·05 | 10·82 | 1809 | 797 | 1012 | 10·51 | 9·49 | 11·49 | 308 | 156 | 152 | 7·55 | 7·31 | 7·82 |
| 25 - 30 | 1962 | 912 | 1050 | 9·22 | 8·66 | 9·76 | 1640 | 755 | 885 | 9·53 | 8·99 | 10·05 | 322 | 157 | 165 | 7·90 | 7·36 | 8·49 |
| 30 - 35 | 1537 | 769 | 768 | 7·22 | 7·30 | 7·14 | 1241 | 609 | 632 | 7·21 | 7·25 | 7·17 | 296 | 160 | 136 | 7·26 | 7·50 | 7·00 |
| 35 - 40 | 1156 | 585 | 571 | 5·43 | 5·55 | 5·31 | 898 | 452 | 446 | 5·22 | 5·38 | 5·06 | 258 | 133 | 125 | 6·33 | 6·23 | 6·43 |
| 40 - 45 | 894 | 445 | 449 | 4·20 | 4·23 | 4·18 | 735 | 361 | 374 | 4·27 | 4·30 | 4·25 | 159 | 84 | 75 | 3·90 | 3·94 | 3·86 |
| 45 - 50 | 775 | 390 | 385 | 3·64 | 3·70 | 3·58 | 643 | 309 | 334 | 3·74 | 3·68 | 3·79 | 132 | 81 | 51 | 3·24 | 3·80 | 2·63 |
| 50 - 55 | 641 | 320 | 321 | 3·01 | 3·04 | 2·99 | 523 | 248 | 275 | 3·04 | 2·95 | 3·12 | 118 | 72 | 46 | 2·90 | 3·38 | 2·37 |
| 55 - 60 | 553 | 260 | 293 | 2·60 | 2·47 | 2·72 | 450 | 204 | 246 | 2·62 | 2·43 | 2·79 | 103 | 56 | 47 | 2·53 | 2·62 | 2·42 |
| 60 - 65 | 450 | 224 | 226 | 2·11 | 2·13 | 2·10 | 365 | 182 | 183 | 2·12 | 2·17 | 2·08 | 85 | 42 | 48 | 2·09 | 1·97 | 2·21 |
| 65 - 70 | 397 | 237 | 160 | 1·87 | 2·25 | 1·49 | 325 | 184 | 141 | 1·89 | 2·19 | 1·60 | 72 | 53 | 19 | 1·77 | 2·48 | ·98 |
| 70 - 75 | 308 | 193 | 115 | 1·45 | 1·83 | 1·07 | 261 | 161 | 100 | 1·52 | 1·92 | 1·14 | 47 | 32 | 15 | 1·15 | 1·50 | ·77 |
| 75 - 80 | 179 | 117 | 62 | ·84 | 1·11 | ·58 | 153 | 102 | 51 | ·89 | 1·21 | ·58 | 26 | 15 | 11 | ·64 | ·70 | ·57 |
| 80 - 85 | 100 | 63 | 37 | ·47 | ·60 | ·35 | 86 | 54 | 32 | ·50 | ·64 | ·36 | 14 | 9 | 5 | ·34 | ·42 | ·26 |
| 85 and over | 39 | 23 | 16 | ·18 | ·22 | ·15 | 36 | 21 | 15 | ·20 | ·25 | ·17 | 3 | 2 | 1 | ·07 | ·09 | ·05 |
| Not stated..... | 1 | ... | 1 | ... | ... | ... | 1 | ... | 1 | ... | ... | ... | ... | ... | ... | ... | ... | ... |

Ages of the People, 1891.—Rural Registration Districts.

TABLE XII.—Showing the Numbers and Proportions of Persons and Sexes under various Age-groups.

| | Numerical. | | | Centesimal. | | |
|---|------------|--------|----------|-------------|--------|----------|
| | Persons. | Males. | Females. | Persons. | Males. | Females. |
| All Ages | 91,932 | 50,719 | 41,213 | | | |
| Specified Ages | 91,351 | 50,150 | 41,201 | 100·00 | 100·00 | 100·00 |
| Under 5 years | 14,161 | 7231 | 6930 | 15·50 | 14·42 | 16·82 |
| 5-65 | 73,329 | 40,345 | 32,984 | 80·27 | 80·45 | 80·06 |
| 65 and over | 3861 | 2574 | 1287 | 4·23 | 5·13 | 3·12 |
| 7-14 (school age) | 14,575 | 7364 | 7211 | 15·95 | 14·68 | 17·51 |
| 20-40 (soldier's age) | 28,023 | 16,223 | 11,800 | 19·73 | 32·35 | 28·64 |
| 15-45 | 40,203 | 22,890 | 17,313 | 44·01 | 45·64 | 42·02 |
| 21 years and over (adults) | 44,417 | 26,172 | 18,245 | 48·62 | 52·19 | 44·23 |
| Under 5 years | 14,161 | 7231 | 6930 | 15·50 | 14·42 | 16·82 |
| 5-10 | 12,612 | 6462 | 6150 | 13·81 | 12·89 | 14·92 |
| 10-15 | 10,492 | 5319 | 5173 | 11·48 | 10·61 | 12·56 |
| 15-20 | 8544 | 4577 | 3967 | 9·35 | 9·13 | 9·63 |
| 20-25 | 8273 | 4704 | 3569 | 9·06 | 9·38 | 8·66 |
| 25-30 | 8159 | 4780 | 3379 | 8·93 | 9·53 | 8·21 |
| 30-35 | 6805 | 3927 | 2878 | 7·45 | 7·83 | 6·98 |
| 35-40 | 4786 | 2812 | 1974 | 5·24 | 5·61 | 4·79 |
| 40-45 | 3636 | 2090 | 1546 | 3·98 | 4·17 | 3·75 |
| 45-50 | 2989 | 1673 | 1316 | 3·27 | 3·33 | 3·19 |
| 50-55 | 2700 | 1489 | 1211 | 2·95 | 2·97 | 2·94 |
| 55-60 | 2261 | 1261 | 1000 | 2·48 | 2·51 | 2·43 |
| 60-65 | 2072 | 1251 | 821 | 2·27 | 2·49 | 1·99 |
| 65-70 | 1445 | 919 | 526 | 1·58 | 1·83 | 1·28 |
| 70-75 | 1289 | 858 | 431 | 1·41 | 1·71 | 1·05 |
| 75-80 | 663 | 461 | 202 | 0·73 | 0·92 | 0·49 |
| 80-85 | 325 | 236 | 89 | 0·36 | 0·47 | 0·22 |
| 85 years and over | 139 | 100 | 39 | 0·15 | 0·20 | 0·09 |
| Unspecified children | ... | ... | ... | ... | ... | ... |
| Unspecified adults and altogether | 581 | 569 | 12 | ... | ... | ... |

Summary by Electoral Districts.

TABLE XIII.—Showing the Number of Persons, Males, and Females at each period of Age living in each Electoral District.

| Ages. | Total of Tasmania. | | | Brighton. | | | Campbell Town. | | | Cressy. | | | Cumberland. | | | Devon East. | | |
|---|--------------------|--------|----------|-----------|--------|----------|----------------|--------|----------|----------|--------|----------|-------------|--------|----------|-------------|--------|----------|
| | Persons. | Males. | Females. | Persons. | Males. | Females. | Persons. | Males. | Females. | Persons. | Males. | Females. | Persons. | Males. | Females. | Persons. | Males. | Females. |
| All Ages | 146,667 | 77,560 | 69,107 | 3414 | 1778 | 1636 | 2695 | 1420 | 1275 | 2303 | 1262 | 1041 | 7057 | 5032 | 2025 | 9054 | 4858 | 4196 |
| Specified Ages | 146,077 | 76,990 | 69,087 | 3408 | 1772 | 1636 | 2692 | 1418 | 1274 | 2303 | 1262 | 1041 | 6515 | 4495 | 2020 | 9040 | 4848 | 4192 |
| Under 1 year | 4588 | 2340 | 2248 | 102 | 58 | 44 | 81 | 47 | 34 | 63 | 30 | 33 | 160 | 81 | 79 | 327 | 186 | 141 |
| 1 - 2 years | 3826 | 1927 | 1899 | 78 | 36 | 42 | 76 | 39 | 37 | 68 | 34 | 34 | 132 | 62 | 70 | 294 | 154 | 140 |
| 2 - 3 | 4384 | 2220 | 2164 | 106 | 54 | 52 | 81 | 36 | 45 | 61 | 37 | 24 | 140 | 78 | 62 | 294 | 147 | 147 |
| 3 - 4 | 4324 | 2144 | 2180 | 109 | 53 | 56 | 77 | 39 | 38 | 71 | 38 | 33 | 155 | 83 | 72 | 326 | 169 | 157 |
| 4 - 5 | 4344 | 2208 | 2136 | 103 | 53 | 50 | 83 | 42 | 41 | 64 | 34 | 30 | 150 | 77 | 73 | 317 | 169 | 148 |
| 5 - 6 | 4081 | 2117 | 1964 | 115 | 57 | 58 | 73 | 37 | 36 | 47 | 26 | 21 | 143 | 71 | 72 | 294 | 147 | 147 |
| 6 - 7 | 4158 | 2105 | 2053 | 89 | 40 | 49 | 72 | 36 | 36 | 77 | 39 | 38 | 126 | 63 | 63 | 278 | 140 | 138 |
| 7 - 8 | 3879 | 1952 | 1927 | 94 | 51 | 43 | 67 | 37 | 30 | 56 | 31 | 25 | 135 | 62 | 73 | 260 | 122 | 138 |
| 8 - 9 | 3707 | 1887 | 1820 | 76 | 35 | 41 | 81 | 47 | 34 | 68 | 34 | 34 | 107 | 63 | 44 | 239 | 110 | 129 |
| 9 - 10 | 3574 | 1818 | 1756 | 90 | 41 | 49 | 59 | 32 | 27 | 65 | 32 | 33 | 117 | 56 | 61 | 248 | 124 | 124 |
| 10 - 11 | 3619 | 1724 | 1895 | 77 | 41 | 36 | 77 | 40 | 37 | 66 | 37 | 29 | 99 | 45 | 54 | 225 | 107 | 118 |
| 11 - 12 | 3261 | 1617 | 1644 | 75 | 36 | 39 | 63 | 31 | 32 | 64 | 27 | 37 | 104 | 56 | 48 | 201 | 107 | 94 |
| 12 - 13 | 3415 | 1701 | 1714 | 84 | 35 | 49 | 63 | 31 | 32 | 61 | 33 | 28 | 94 | 44 | 50 | 220 | 115 | 105 |
| 13 - 14 | 2996 | 1567 | 1429 | 59 | 30 | 29 | 55 | 43 | 12 | 57 | 28 | 29 | 76 | 37 | 39 | 174 | 90 | 84 |
| 14 - 15 | 3170 | 1675 | 1495 | 80 | 37 | 43 | 58 | 33 | 25 | 59 | 37 | 22 | 87 | 50 | 37 | 179 | 85 | 94 |
| 15 - 16 | 2774 | 1466 | 1308 | 65 | 35 | 30 | 70 | 38 | 32 | 49 | 30 | 19 | 78 | 42 | 36 | 161 | 94 | 67 |
| 16 - 17 | 2859 | 1456 | 1403 | 80 | 39 | 41 | 54 | 30 | 24 | 45 | 25 | 20 | 105 | 62 | 43 | 183 | 94 | 89 |
| 17 - 18 | 2696 | 1325 | 1371 | 48 | 23 | 25 | 40 | 16 | 24 | 56 | 30 | 26 | 93 | 65 | 28 | 203 | 102 | 101 |
| 18 - 19 | 2864 | 1434 | 1430 | 71 | 34 | 37 | 61 | 30 | 31 | 42 | 26 | 16 | 115 | 69 | 46 | 158 | 83 | 75 |
| 19 - 20 | 2700 | 1392 | 1308 | 75 | 44 | 31 | 46 | 23 | 23 | 54 | 29 | 25 | 124 | 95 | 29 | 169 | 92 | 77 |
| 20 - 21 | 2813 | 1448 | 1365 | 57 | 25 | 32 | 47 | 16 | 31 | 48 | 32 | 16 | 164 | 133 | 31 | 175 | 105 | 70 |
| 21 - 25 | 10,924 | 5706 | 5218 | 249 | 159 | 90 | 181 | 92 | 89 | 172 | 92 | 80 | 736 | 584 | 152 | 635 | 329 | 306 |
| 25 - 30 | 13,322 | 7263 | 6059 | 260 | 134 | 126 | 233 | 121 | 112 | 166 | 87 | 79 | 1010 | 801 | 209 | 798 | 437 | 361 |
| 30 - 35 | 10,831 | 5901 | 4930 | 279 | 156 | 123 | 191 | 93 | 98 | 142 | 80 | 62 | 703 | 541 | 162 | 670 | 357 | 313 |
| 35 - 40 | 7799 | 4360 | 3439 | 150 | 85 | 65 | 124 | 61 | 63 | 96 | 48 | 48 | 441 | 353 | 88 | 489 | 287 | 202 |
| 40 - 45 | 5981 | 3233 | 2748 | 146 | 76 | 70 | 105 | 58 | 47 | 93 | 52 | 41 | 308 | 238 | 70 | 318 | 169 | 149 |
| 45 - 50 | 4915 | 2574 | 2341 | 106 | 44 | 62 | 94 | 48 | 46 | 83 | 46 | 37 | 244 | 183 | 61 | 244 | 145 | 99 |
| 50 - 55 | 4438 | 2295 | 2143 | 124 | 53 | 71 | 92 | 36 | 56 | 74 | 36 | 38 | 166 | 126 | 40 | 232 | 129 | 103 |
| 55 - 60 | 3719 | 1935 | 1784 | 96 | 44 | 52 | 61 | 31 | 30 | 56 | 31 | 25 | 125 | 93 | 32 | 232 | 125 | 107 |
| 60 - 65 | 3389 | 1902 | 1487 | 76 | 36 | 40 | 76 | 52 | 24 | 51 | 33 | 18 | 109 | 73 | 36 | 172 | 112 | 60 |
| 65 - 70 | 2462 | 1493 | 969 | 63 | 40 | 23 | 52 | 37 | 15 | 43 | 26 | 17 | 59 | 32 | 27 | 135 | 83 | 52 |
| 70 - 75 | 2171 | 1405 | 766 | 55 | 38 | 17 | 53 | 32 | 21 | 45 | 32 | 13 | 58 | 41 | 17 | 102 | 72 | 30 |
| 75 - 80 | 1191 | 790 | 401 | 40 | 28 | 12 | 22 | 14 | 8 | 18 | 11 | 7 | 32 | 23 | 9 | 61 | 42 | 19 |
| 80 - 85 | 629 | 420 | 209 | 21 | 15 | 6 | 12 | 11 | 1 | 16 | 15 | 1 | 14 | 8 | 6 | 19 | 14 | 5 |
| 85 and upwards | 274 | 190 | 84 | 10 | 7 | 3 | 12 | 9 | 3 | 7 | 4 | 3 | 6 | 5 | 1 | 8 | 5 | 3 |
| Unspecified children ... | ... | ... | ... | ... | ... | ... | ... | ... | ... | ... | ... | ... | ... | ... | ... | ... | ... | ... |
| Unspecified adults and altogether | 590 | 570 | 20 | 6 | 6 | ... | 3 | 2 | 1 | ... | ... | ... | 542 | 537 | 5 | 14 | 10 | 4 |

Summary by Electoral Districts—continued.

| Ages. | West Devon. | | | Deloraine. | | | Evandale. | | | Fingal. | | | Franklin. | | | George Town. | | |
|----------------------|-------------|--------|----------|------------|--------|----------|-----------|--------|----------|----------|--------|----------|-----------|--------|----------|--------------|--------|----------|
| | Persons. | Males. | Females. | Persons. | Males. | Females. | Persons. | Males. | Females. | Persons. | Males. | Females. | Persons. | Males. | Females. | Persons. | Males. | Females. |
| All Ages | 5734 | 3130 | 2604 | 4913 | 2640 | 2273 | 2384 | 1686 | 698 | 5003 | 2814 | 2189 | 3704 | 1968 | 1736 | 3607 | 1884 | 1723 |
| Specified Ages..... | 5734 | 3130 | 2604 | 4907 | 2634 | 2273 | 2383 | 1685 | 698 | 5003 | 2814 | 2189 | 3702 | 1966 | 1736 | 3606 | 1884 | 1722 |
| Under 1 year | 210 | 111 | 99 | 166 | 83 | 83 | 99 | 53 | 46 | 185 | 89 | 96 | 130 | 67 | 63 | 126 | 65 | 61 |
| 1 - 2 years | 169 | 93 | 76 | 157 | 82 | 75 | 89 | 48 | 41 | 148 | 84 | 64 | 113 | 60 | 53 | 96 | 50 | 46 |
| 2 - 3 | 205 | 104 | 101 | 158 | 78 | 80 | 95 | 53 | 42 | 164 | 90 | 74 | 117 | 60 | 57 | 134 | 77 | 57 |
| 3 - 4 | 172 | 85 | 87 | 162 | 78 | 84 | 97 | 50 | 47 | 167 | 79 | 88 | 117 | 60 | 57 | 119 | 57 | 62 |
| 4 - 5 | 191 | 104 | 87 | 150 | 80 | 70 | 85 | 39 | 46 | 156 | 76 | 80 | 143 | 78 | 65 | 121 | 62 | 59 |
| 5 - 6 | 156 | 91 | 65 | 150 | 84 | 66 | 101 | 45 | 56 | 145 | 74 | 71 | 122 | 61 | 61 | 111 | 60 | 51 |
| 6 - 7 | 176 | 90 | 86 | 142 | 73 | 69 | 90 | 38 | 52 | 144 | 72 | 72 | 138 | 76 | 62 | 117 | 63 | 54 |
| 7 - 8 | 169 | 90 | 79 | 122 | 65 | 57 | 77 | 42 | 35 | 140 | 63 | 77 | 131 | 65 | 66 | 119 | 68 | 51 |
| 8 - 9 | 153 | 83 | 70 | 136 | 75 | 61 | 99 | 39 | 60 | 151 | 83 | 68 | 105 | 57 | 48 | 109 | 47 | 62 |
| 9 - 10 | 158 | 80 | 78 | 114 | 59 | 55 | 92 | 55 | 37 | 122 | 65 | 57 | 111 | 56 | 55 | 100 | 50 | 50 |
| 10 - 11 | 121 | 49 | 72 | 142 | 63 | 79 | 95 | 48 | 47 | 153 | 74 | 79 | 98 | 44 | 54 | 121 | 60 | 61 |
| 11 - 12 | 128 | 56 | 72 | 123 | 65 | 58 | 88 | 43 | 45 | 102 | 53 | 49 | 89 | 50 | 39 | 89 | 45 | 44 |
| 12 - 13 | 124 | 57 | 67 | 128 | 63 | 65 | 84 | 40 | 44 | 124 | 55 | 69 | 80 | 39 | 41 | 103 | 63 | 40 |
| 13 - 14 | 132 | 76 | 56 | 105 | 58 | 47 | 90 | 47 | 43 | 102 | 53 | 49 | 81 | 42 | 39 | 69 | 31 | 38 |
| 14 - 15 | 108 | 54 | 54 | 109 | 60 | 49 | 77 | 47 | 30 | 107 | 66 | 41 | 90 | 43 | 47 | 94 | 59 | 35 |
| 15 - 16 | 104 | 58 | 46 | 104 | 57 | 47 | 67 | 29 | 38 | 96 | 49 | 47 | 66 | 30 | 36 | 65 | 35 | 30 |
| 16 - 17 | 108 | 59 | 49 | 100 | 61 | 39 | 71 | 35 | 36 | 89 | 50 | 39 | 72 | 44 | 28 | 82 | 40 | 42 |
| 17 - 18 | 121 | 62 | 59 | 106 | 53 | 53 | 71 | 33 | 38 | 89 | 40 | 49 | 63 | 32 | 31 | 64 | 29 | 35 |
| 18 - 19 | 115 | 65 | 50 | 113 | 59 | 54 | 60 | 25 | 35 | 86 | 50 | 36 | 59 | 32 | 27 | 68 | 33 | 35 |
| 19 - 20 | 112 | 66 | 46 | 89 | 52 | 37 | 69 | 41 | 28 | 96 | 53 | 43 | 54 | 28 | 26 | 52 | 28 | 24 |
| 20 - 21 | 106 | 50 | 56 | 100 | 52 | 48 | 63 | 31 | 32 | 79 | 42 | 37 | 62 | 31 | 31 | 55 | 24 | 31 |
| 21 - 25 | 430 | 237 | 193 | 352 | 189 | 163 | 237 | 114 | 123 | 306 | 167 | 139 | 188 | 99 | 89 | 227 | 109 | 118 |
| 25 - 30 | 564 | 330 | 234 | 410 | 227 | 183 | 239 | 130 | 109 | 431 | 260 | 171 | 307 | 167 | 140 | 239 | 125 | 114 |
| 30 - 35 | 398 | 212 | 186 | 335 | 174 | 161 | 198 | 99 | 99 | 408 | 249 | 159 | 279 | 148 | 131 | 242 | 122 | 120 |
| 35 - 40 | 261 | 149 | 112 | 234 | 137 | 97 | 191 | 109 | 82 | 285 | 173 | 112 | 206 | 114 | 92 | 198 | 103 | 95 |
| 40 - 45 | 216 | 128 | 88 | 166 | 89 | 77 | 119 | 61 | 58 | 192 | 109 | 83 | 117 | 60 | 57 | 163 | 80 | 83 |
| 45 - 50 | 180 | 92 | 88 | 133 | 61 | 72 | 102 | 53 | 49 | 179 | 112 | 67 | 107 | 60 | 47 | 131 | 73 | 58 |
| 50 - 55 | 141 | 78 | 63 | 141 | 70 | 71 | 113 | 61 | 52 | 156 | 107 | 49 | 77 | 35 | 42 | 107 | 59 | 48 |
| 55 - 60 | 148 | 82 | 66 | 124 | 65 | 59 | 81 | 38 | 43 | 128 | 84 | 44 | 104 | 53 | 51 | 80 | 48 | 32 |
| 60 - 65 | 155 | 104 | 51 | 119 | 70 | 49 | 70 | 39 | 31 | 114 | 84 | 30 | 93 | 55 | 38 | 72 | 36 | 36 |
| 65 - 70 | 78 | 47 | 31 | 71 | 42 | 29 | 64 | 43 | 21 | 64 | 42 | 22 | 75 | 46 | 29 | 64 | 38 | 26 |
| 70 - 75 | 72 | 52 | 20 | 82 | 58 | 24 | 50 | 30 | 20 | 56 | 38 | 18 | 62 | 42 | 20 | 39 | 24 | 15 |
| 75 - 80 | 29 | 18 | 11 | 39 | 33 | 6 | 25 | 18 | 7 | 26 | 19 | 7 | 27 | 17 | 10 | 21 | 15 | 6 |
| 80 - 85 | 20 | 14 | 6 | 16 | 11 | 5 | 8 | 6 | 2 | 9 | 7 | 2 | 16 | 14 | 2 | 6 | 6 | ... |
| 85 and upwards | 4 | 4 | ... | 9 | 8 | 1 | 5 | 3 | 2 | 4 | 3 | 1 | 3 | 1 | 2 | 3 | ... | 3 |
| Unspecified | ... | ... | ... | 6 | 6 | ... | 1 | 1 | ... | ... | ... | ... | 2 | 2 | ... | 1 | ... | 1 |

AGES.

Summary by Electoral Districts—continued.

| Ages. | Glamorgan. | | | Glenorchy. | | | Hobart, North. | | | Hobart, South. | | | Hobart, West. | | | Kingborough. | | |
|----------------------|------------|--------|----------|------------|--------|----------|----------------|--------|----------|----------------|--------|----------|---------------|--------|----------|--------------|--------|----------|
| | Persons. | Males. | Females. | Persons. | Males. | Females. | Persons. | Males. | Females. | Persons. | Males. | Females. | Persons. | Males. | Females. | Persons. | Males. | Females. |
| All Ages | 1919 | 986 | 933 | 5502 | 2735 | 2767 | 8527 | 4220 | 4307 | 7780 | 3808 | 3972 | 8598 | 4097 | 4501 | 7690 | 3867 | 3823 |
| Specified Ages..... | 1919 | 986 | 933 | 5502 | 2735 | 2767 | 8524 | 4220 | 4304 | 7776 | 3808 | 3968 | 8597 | 4096 | 4501 | 7690 | 3867 | 3823 |
| Under 1 year | 76 | 31 | 45 | 156 | 67 | 89 | 226 | 117 | 109 | 182 | 91 | 91 | 274 | 137 | 137 | 243 | 123 | 120 |
| 1 - 2 years..... | 66 | 36 | 30 | 121 | 55 | 66 | 199 | 91 | 108 | 150 | 79 | 71 | 214 | 94 | 120 | 198 | 101 | 97 |
| 2 - 3 | 66 | 36 | 30 | 141 | 68 | 73 | 217 | 108 | 109 | 183 | 106 | 77 | 268 | 119 | 149 | 227 | 119 | 108 |
| 3 - 4 | 69 | 32 | 37 | 152 | 82 | 70 | 193 | 90 | 103 | 199 | 111 | 88 | 237 | 122 | 115 | 204 | 90 | 114 |
| 4 - 5 | 71 | 38 | 33 | 143 | 69 | 74 | 203 | 91 | 112 | 200 | 109 | 91 | 249 | 134 | 115 | 239 | 108 | 131 |
| 5 - 6 | 58 | 34 | 24 | 140 | 70 | 70 | 214 | 106 | 108 | 201 | 112 | 89 | 234 | 112 | 122 | 217 | 126 | 91 |
| 6 - 7 | 59 | 23 | 31 | 141 | 74 | 67 | 225 | 118 | 107 | 189 | 91 | 98 | 223 | 96 | 127 | 256 | 128 | 128 |
| 7 - 8 | 58 | 23 | 35 | 137 | 60 | 77 | 180 | 88 | 92 | 189 | 78 | 111 | 241 | 132 | 109 | 230 | 109 | 121 |
| 8 - 9 | 56 | 20 | 27 | 130 | 56 | 74 | 187 | 106 | 81 | 177 | 81 | 96 | 211 | 108 | 103 | 200 | 110 | 90 |
| 9 - 10 | 54 | 31 | 23 | 127 | 64 | 63 | 164 | 80 | 84 | 175 | 89 | 86 | 210 | 108 | 102 | 215 | 115 | 100 |
| 10 - 11 | 52 | 28 | 24 | 118 | 47 | 71 | 160 | 68 | 92 | 171 | 80 | 91 | 212 | 102 | 110 | 203 | 93 | 110 |
| 11 - 12 | 48 | 20 | 28 | 136 | 70 | 66 | 174 | 85 | 89 | 148 | 71 | 77 | 199 | 106 | 93 | 192 | 100 | 92 |
| 12 - 13 | 38 | 20 | 18 | 116 | 60 | 56 | 175 | 88 | 87 | 181 | 78 | 103 | 214 | 107 | 107 | 218 | 103 | 115 |
| 13 - 14 | 51 | 24 | 27 | 122 | 66 | 56 | 163 | 81 | 82 | 128 | 59 | 69 | 186 | 100 | 86 | 204 | 111 | 93 |
| 14 - 15 | 35 | 16 | 19 | 132 | 73 | 59 | 177 | 81 | 96 | 154 | 70 | 84 | 199 | 111 | 88 | 187 | 103 | 84 |
| 15 - 16 | 32 | 15 | 17 | 97 | 51 | 46 | 153 | 74 | 79 | 167 | 80 | 87 | 173 | 95 | 78 | 170 | 92 | 78 |
| 16 - 17 | 45 | 23 | 22 | 107 | 53 | 54 | 167 | 76 | 91 | 163 | 63 | 100 | 160 | 72 | 88 | 164 | 86 | 78 |
| 17 - 18 | 36 | 21 | 15 | 90 | 45 | 45 | 151 | 62 | 89 | 131 | 54 | 77 | 154 | 79 | 75 | 159 | 67 | 92 |
| 18 - 19 | 41 | 23 | 18 | 98 | 50 | 48 | 169 | 76 | 93 | 169 | 78 | 91 | 162 | 76 | 86 | 135 | 74 | 61 |
| 19 - 20 | 24 | 10 | 14 | 82 | 32 | 50 | 185 | 93 | 92 | 163 | 62 | 101 | 146 | 69 | 77 | 131 | 66 | 65 |
| 20 - 21 | 41 | 22 | 19 | 82 | 39 | 43 | 162 | 75 | 87 | 198 | 80 | 118 | 159 | 66 | 93 | 135 | 60 | 75 |
| 21 - 25 | 112 | 55 | 57 | 353 | 136 | 217 | 771 | 374 | 397 | 676 | 308 | 368 | 641 | 284 | 357 | 532 | 265 | 267 |
| 25 - 30 | 137 | 73 | 64 | 411 | 177 | 234 | 886 | 437 | 449 | 867 | 468 | 399 | 763 | 367 | 396 | 619 | 311 | 308 |
| 30 - 35 | 121 | 60 | 61 | 357 | 166 | 191 | 670 | 345 | 325 | 642 | 344 | 298 | 612 | 265 | 347 | 499 | 225 | 274 |
| 35 - 40 | 87 | 38 | 49 | 275 | 131 | 144 | 507 | 278 | 229 | 442 | 249 | 193 | 498 | 236 | 262 | 356 | 190 | 166 |
| 40 - 45 | 79 | 45 | 34 | 258 | 130 | 128 | 352 | 181 | 171 | 357 | 170 | 187 | 360 | 166 | 194 | 279 | 122 | 157 |
| 45 - 50 | 53 | 26 | 27 | 164 | 72 | 92 | 301 | 140 | 161 | 298 | 129 | 169 | 289 | 133 | 156 | 247 | 107 | 140 |
| 50 - 55 | 58 | 27 | 31 | 174 | 80 | 94 | 317 | 139 | 178 | 217 | 102 | 115 | 279 | 111 | 168 | 250 | 120 | 130 |
| 55 - 60 | 58 | 36 | 22 | 137 | 65 | 72 | 243 | 117 | 126 | 199 | 90 | 109 | 230 | 105 | 125 | 208 | 93 | 115 |
| 60 - 65 | 41 | 23 | 18 | 177 | 88 | 89 | 213 | 118 | 95 | 171 | 82 | 89 | 237 | 104 | 133 | 202 | 107 | 95 |
| 65 - 70 | 25 | 11 | 14 | 156 | 94 | 62 | 168 | 89 | 79 | 116 | 57 | 59 | 130 | 59 | 71 | 140 | 99 | 41 |
| 70 - 75 | 31 | 24 | 7 | 188 | 138 | 50 | 131 | 80 | 51 | 84 | 43 | 41 | 123 | 66 | 57 | 123 | 76 | 47 |
| 75 - 80 | 17 | 11 | 6 | 139 | 100 | 39 | 71 | 44 | 27 | 46 | 23 | 23 | 64 | 28 | 36 | 79 | 51 | 28 |
| 80 - 85 | 16 | 11 | 5 | 87 | 61 | 26 | 38 | 19 | 19 | 30 | 13 | 17 | 36 | 21 | 15 | 25 | 16 | 9 |
| 85 and upwards | 8 | 6 | 2 | 58 | 46 | 12 | 12 | 5 | 7 | 13 | 8 | 5 | 10 | 6 | 4 | 14 | 11 | 3 |
| Unspecified | ... | ... | ... | ... | ... | ... | 3 | ... | 3 | 4 | ... | 4 | 1 | 1 | ... | ... | ... | ... |

Summary by Electoral Districts—continued.

| Ages. | Launceston, North. | | | Launceston, South. | | | Longford. | | | New Norfolk. | | | Oatlands. | | | Richmond. | | |
|----------------------|--------------------|--------|----------|--------------------|--------|----------|-----------|--------|----------|--------------|--------|----------|-----------|--------|----------|-----------|--------|----------|
| | Persons. | Males. | Females. | Persons. | Males. | Females. | Persons. | Males. | Females. | Persons. | Males. | Females. | Persons. | Males. | Females. | Persons. | Males. | Females. |
| All Ages | 7604 | 3903 | 3701 | 9604 | 4494 | 5110 | 3126 | 1535 | 1591 | 4253 | 2248 | 2005 | 3330 | 1711 | 1619 | 2561 | 1359 | 1202 |
| Specified Ages | 7604 | 3903 | 3700 | 9604 | 4494 | 5110 | 3126 | 1535 | 1591 | 4253 | 2248 | 2005 | 3330 | 1711 | 1619 | 2561 | 1359 | 1202 |
| Under 1 year | 213 | 105 | 108 | 293 | 151 | 142 | 85 | 42 | 43 | 118 | 64 | 54 | 118 | 63 | 55 | 90 | 50 | 40 |
| 1 - 2 | 156 | 86 | 70 | 244 | 109 | 135 | 95 | 40 | 55 | 97 | 49 | 48 | 110 | 53 | 57 | 79 | 48 | 31 |
| 2 - 3 | 207 | 109 | 98 | 256 | 128 | 128 | 83 | 42 | 41 | 119 | 58 | 61 | 102 | 58 | 44 | 79 | 39 | 40 |
| 3 - 4 | 213 | 110 | 103 | 268 | 124 | 144 | 109 | 43 | 66 | 114 | 55 | 59 | 107 | 53 | 54 | 84 | 49 | 35 |
| 4 - 5 | 180 | 92 | 88 | 256 | 125 | 131 | 90 | 46 | 44 | 128 | 59 | 69 | 105 | 46 | 59 | 83 | 40 | 43 |
| 5 - 6 | 188 | 100 | 88 | 263 | 143 | 120 | 93 | 49 | 44 | 122 | 62 | 60 | 111 | 48 | 63 | 74 | 29 | 45 |
| 6 - 7 | 185 | 102 | 83 | 267 | 142 | 125 | 102 | 54 | 48 | 120 | 63 | 57 | 106 | 53 | 53 | 64 | 31 | 33 |
| 7 - 8 | 179 | 97 | 82 | 242 | 128 | 114 | 74 | 37 | 37 | 113 | 54 | 59 | 104 | 47 | 57 | 83 | 46 | 37 |
| 8 - 9 | 152 | 72 | 80 | 272 | 130 | 142 | 75 | 29 | 46 | 90 | 49 | 41 | 106 | 53 | 53 | 70 | 34 | 36 |
| 9 - 10 | 157 | 70 | 87 | 224 | 100 | 124 | 78 | 43 | 35 | 117 | 61 | 56 | 93 | 45 | 48 | 72 | 39 | 33 |
| 10 - 11 | 155 | 81 | 74 | 257 | 118 | 139 | 77 | 35 | 42 | 105 | 49 | 56 | 103 | 49 | 54 | 73 | 37 | 36 |
| 11 - 12 | 142 | 75 | 67 | 212 | 103 | 109 | 61 | 30 | 31 | 112 | 53 | 59 | 85 | 41 | 44 | 67 | 26 | 41 |
| 12 - 13 | 160 | 81 | 79 | 212 | 109 | 103 | 79 | 36 | 43 | 99 | 53 | 46 | 88 | 42 | 46 | 63 | 33 | 30 |
| 13 - 14 | 139 | 70 | 69 | 218 | 114 | 104 | 72 | 33 | 39 | 99 | 61 | 38 | 72 | 38 | 34 | 50 | 23 | 27 |
| 14 - 15 | 149 | 79 | 70 | 213 | 101 | 112 | 76 | 38 | 38 | 105 | 58 | 47 | 69 | 33 | 36 | 61 | 36 | 25 |
| 15 - 16 | 143 | 63 | 80 | 193 | 100 | 93 | 56 | 34 | 22 | 65 | 38 | 27 | 64 | 32 | 32 | 48 | 25 | 23 |
| 16 - 17 | 142 | 75 | 67 | 207 | 94 | 113 | 62 | 33 | 29 | 66 | 39 | 27 | 60 | 30 | 30 | 50 | 22 | 28 |
| 17 - 18 | 134 | 71 | 63 | 196 | 81 | 115 | 54 | 24 | 30 | 75 | 38 | 37 | 63 | 32 | 31 | 46 | 24 | 22 |
| 18 - 19 | 175 | 75 | 100 | 214 | 94 | 120 | 61 | 33 | 28 | 71 | 36 | 35 | 51 | 23 | 28 | 56 | 28 | 28 |
| 19 - 20 | 162 | 69 | 93 | 204 | 82 | 122 | 63 | 29 | 34 | 74 | 34 | 40 | 46 | 30 | 16 | 32 | 15 | 17 |
| 20 - 21 | 179 | 84 | 95 | 211 | 95 | 116 | 57 | 33 | 24 | 53 | 28 | 25 | 55 | 28 | 27 | 49 | 26 | 23 |
| 21 - 25 | 674 | 303 | 371 | 745 | 315 | 430 | 192 | 84 | 108 | 251 | 136 | 115 | 241 | 129 | 112 | 149 | 83 | 66 |
| 25 - 30 | 769 | 372 | 397 | 871 | 383 | 488 | 231 | 105 | 126 | 309 | 157 | 152 | 264 | 132 | 132 | 230 | 125 | 105 |
| 30 - 35 | 580 | 315 | 265 | 661 | 294 | 367 | 205 | 105 | 100 | 311 | 156 | 155 | 233 | 121 | 112 | 180 | 95 | 85 |
| 35 - 40 | 410 | 230 | 180 | 488 | 222 | 266 | 153 | 74 | 79 | 221 | 105 | 116 | 149 | 77 | 72 | 145 | 80 | 65 |
| 40 - 45 | 321 | 170 | 151 | 414 | 191 | 223 | 124 | 60 | 64 | 190 | 108 | 82 | 124 | 65 | 59 | 103 | 64 | 39 |
| 45 - 50 | 327 | 162 | 165 | 316 | 147 | 169 | 120 | 51 | 69 | 163 | 81 | 82 | 105 | 54 | 51 | 74 | 42 | 32 |
| 50 - 55 | 219 | 120 | 99 | 304 | 128 | 176 | 119 | 55 | 64 | 147 | 77 | 70 | 85 | 37 | 48 | 64 | 30 | 34 |
| 55 - 60 | 201 | 91 | 110 | 249 | 113 | 136 | 82 | 42 | 40 | 145 | 70 | 75 | 81 | 40 | 41 | 51 | 20 | 31 |
| 60 - 65 | 160 | 87 | 73 | 205 | 95 | 110 | 86 | 46 | 40 | 145 | 80 | 65 | 71 | 44 | 27 | 62 | 35 | 27 |
| 65 - 70 | 156 | 99 | 57 | 169 | 85 | 84 | 78 | 47 | 31 | 104 | 71 | 33 | 62 | 47 | 15 | 45 | 27 | 18 |
| 70 - 75 | 133 | 88 | 45 | 128 | 73 | 55 | 63 | 36 | 27 | 114 | 81 | 33 | 52 | 35 | 17 | 36 | 26 | 10 |
| 75 - 80 | 82 | 62 | 20 | 71 | 40 | 31 | 40 | 28 | 12 | 56 | 40 | 16 | 21 | 15 | 6 | 29 | 18 | 11 |
| 80 - 85 | 38 | 25 | 13 | 48 | 29 | 19 | 19 | 10 | 9 | 26 | 20 | 6 | 20 | 15 | 5 | 14 | 10 | 4 |
| 85 and upwards | 23 | 13 | 10 | 13 | 8 | 5 | 12 | 9 | 3 | 9 | 5 | 4 | 4 | 3 | 1 | 6 | 4 | 2 |
| Unspecified | 1 | ... | 1 | ... | ... | ... | ... | ... | ... | ... | ... | ... | ... | ... | ... | ... | ... | ... |

Summary by Electoral Districts—continued.

| | Ringarooma. | | | Selby. | | | Sorell. | | | Wellington. | | | Westbury. | | |
|---------------------|-------------|--------|----------|----------|--------|----------|----------|--------|----------|-------------|--------|----------|-----------|--------|----------|
| | Persons. | Males. | Females. | Persons. | Males. | Females. | Persons. | Males. | Females. | Persons. | Males. | Females. | Persons. | Males. | Females. |
| All Ages | 4814 | 2910 | 1904 | 4077 | 2134 | 1943 | 4183 | 2217 | 1966 | 7814 | 4451 | 3363 | 4539 | 2413 | 2126 |
| Specified Ages..... | 4813 | 2909 | 1904 | 4077 | 2134 | 1943 | 4183 | 2217 | 1966 | 7809 | 4447 | 3362 | 4539 | 2413 | 2126 |
| Under 1 year | 169 | 88 | 81 | 168 | 78 | 90 | 124 | 62 | 62 | 275 | 134 | 141 | 129 | 67 | 62 |
| 1 - 2 | 130 | 62 | 68 | 111 | 51 | 60 | 104 | 49 | 55 | 226 | 124 | 102 | 106 | 58 | 48 |
| 2 - 3 | 170 | 79 | 91 | 160 | 78 | 82 | 129 | 56 | 73 | 286 | 135 | 151 | 136 | 68 | 68 |
| 3 - 4 | 136 | 69 | 67 | 142 | 68 | 74 | 124 | 63 | 61 | 255 | 126 | 129 | 146 | 66 | 80 |
| 4 - 5 | 156 | 81 | 75 | 140 | 73 | 67 | 130 | 69 | 61 | 270 | 141 | 129 | 138 | 73 | 65 |
| 5 - 6 | 139 | 68 | 71 | 110 | 57 | 53 | 107 | 58 | 49 | 220 | 118 | 102 | 133 | 72 | 61 |
| 6 - 7 | 133 | 73 | 60 | 132 | 74 | 58 | 133 | 70 | 63 | 254 | 114 | 140 | 120 | 64 | 56 |
| 7 - 8 | 147 | 75 | 72 | 97 | 60 | 37 | 107 | 53 | 54 | 207 | 104 | 103 | 121 | 65 | 56 |
| 8 - 9 | 107 | 62 | 45 | 120 | 62 | 58 | 131 | 77 | 54 | 181 | 97 | 84 | 118 | 59 | 59 |
| 9 - 10 | 110 | 62 | 48 | 98 | 45 | 53 | 99 | 55 | 44 | 193 | 104 | 89 | 112 | 57 | 55 |
| 10 - 11 | 127 | 66 | 61 | 116 | 58 | 58 | 99 | 46 | 53 | 194 | 104 | 90 | 123 | 55 | 68 |
| 11 - 12 | 85 | 43 | 42 | 87 | 38 | 49 | 104 | 49 | 55 | 165 | 76 | 89 | 118 | 62 | 56 |
| 12 - 13 | 101 | 51 | 50 | 104 | 49 | 55 | 103 | 55 | 48 | 185 | 91 | 94 | 114 | 70 | 44 |
| 13 - 14 | 89 | 48 | 41 | 89 | 55 | 34 | 93 | 49 | 44 | 144 | 68 | 76 | 87 | 42 | 45 |
| 14 - 15 | 88 | 46 | 42 | 86 | 41 | 45 | 109 | 59 | 50 | 156 | 92 | 64 | 126 | 67 | 59 |
| 15 - 16 | 75 | 40 | 35 | 73 | 42 | 31 | 83 | 42 | 41 | 144 | 75 | 69 | 113 | 71 | 42 |
| 16 - 17 | 73 | 43 | 30 | 75 | 38 | 37 | 90 | 39 | 51 | 134 | 76 | 58 | 105 | 55 | 50 |
| 17 - 18 | 59 | 32 | 27 | 82 | 43 | 39 | 76 | 33 | 43 | 137 | 75 | 62 | 99 | 59 | 40 |
| 18 - 19 | 73 | 37 | 36 | 73 | 38 | 35 | 104 | 57 | 47 | 161 | 79 | 82 | 103 | 51 | 52 |
| 19 - 20 | 63 | 39 | 24 | 71 | 34 | 37 | 84 | 53 | 31 | 147 | 83 | 64 | 83 | 41 | 42 |
| 20 - 21 | 98 | 54 | 44 | 58 | 29 | 29 | 60 | 32 | 28 | 168 | 99 | 69 | 92 | 57 | 35 |
| 21 - 25 | 350 | 207 | 143 | 250 | 127 | 123 | 294 | 140 | 154 | 670 | 422 | 248 | 310 | 167 | 143 |
| 25 - 30 | 457 | 281 | 176 | 322 | 157 | 165 | 377 | 212 | 165 | 804 | 495 | 309 | 348 | 192 | 156 |
| 30 - 35 | 416 | 279 | 137 | 296 | 160 | 136 | 299 | 175 | 124 | 637 | 423 | 214 | 267 | 142 | 125 |
| 35 - 40 | 287 | 195 | 92 | 258 | 133 | 125 | 233 | 133 | 100 | 408 | 263 | 145 | 207 | 107 | 100 |
| 40 - 45 | 310 | 228 | 82 | 159 | 84 | 75 | 163 | 78 | 85 | 282 | 172 | 110 | 163 | 79 | 84 |
| 45 - 50 | 181 | 121 | 60 | 132 | 81 | 51 | 133 | 73 | 60 | 245 | 150 | 95 | 164 | 88 | 76 |
| 50 - 55 | 188 | 150 | 38 | 118 | 72 | 46 | 94 | 53 | 41 | 204 | 116 | 88 | 178 | 88 | 90 |
| 55 - 60 | 145 | 113 | 32 | 103 | 56 | 47 | 92 | 45 | 47 | 143 | 83 | 60 | 117 | 62 | 55 |
| 60 - 65 | 71 | 56 | 15 | 85 | 42 | 43 | 112 | 61 | 51 | 116 | 77 | 39 | 128 | 63 | 65 |
| 65 - 70 | 40 | 33 | 7 | 72 | 53 | 19 | 67 | 37 | 30 | 83 | 54 | 29 | 83 | 55 | 28 |
| 70 - 75 | 28 | 20 | 8 | 47 | 32 | 15 | 78 | 45 | 33 | 72 | 45 | 27 | 66 | 38 | 28 |
| 75 - 80 | 8 | 7 | 1 | 26 | 15 | 11 | 27 | 20 | 7 | 29 | 23 | 6 | 46 | 27 | 19 |
| 80 - 85 | 3 | 1 | 2 | 14 | 9 | 5 | 14 | 12 | 2 | 11 | 6 | 5 | 33 | 21 | 12 |
| 85 and upwards ... | 1 | ... | 1 | 3 | 2 | 1 | 7 | 7 | ... | 3 | 3 | ... | 7 | 5 | 2 |
| Unspecified..... | 1 | 1 | ... | ... | ... | ... | ... | ... | ... | 5 | 4 | 1 | ... | ... | ... |

TASMANIA.

C E N S U S 1 8 9 1.

PART III.

CONJUGAL CONDITION.

Date of Enumeration, April 5, 1891.

PART III. CONJUGAL CONDITION. ---

| Table | Page |
|---|------|
| I. Return showing Married and Single at the last Seven Censuses..... | 53 |
| II. Return showing Ages and Conjugal Condition, also Proportions per 100..... | 54 |
| III. Return showing Proportion per 1000 of Persons married at different Age Periods, also Proportion to Total Population of Marriageable Age | 54 |
| IV. Return showing Number of Unmarried Persons, Males and Females, Husbands and Wives, Widowers and Widows, with Proportions per cent..... | 55 |
| V. Return showing Bachelors and Spinsters, Husbands and Wives, the Proportions per cent., and the Numbers in excess in the case of each Sex | 56 |
| VI. Return showing Conjugal Condition of Males and Females at different Ages in each District | 57 |
| VII. Return showing the Number, Birth-places, Religions, and Occupations of Divorced Persons..... | 66 |

CENSUS OF TASMANIA, 1891.

CONJUGAL CONDITION.

Condition at successive Censuses.

TABLE I.—Married and Single at the last Seven Census Periods.
NUMBERS.

| Census Periods. | Persons. | | Males. | | Females. | |
|-----------------|----------|---------|----------|---------|----------|---------|
| | Married. | Single. | Married. | Single. | Married. | Single. |
| 1847 | 17,603 | 46,576 | 9059 | 33,265 | 8544 | 13,311 |
| 1851 | 19,451 | 49,156 | 9680 | 33,447 | 9771 | 15,709 |
| 1857 | 28,857 | 51,945 | 14,333 | 31,583 | 14,524 | 20,362 |
| 1861 | 31,509 | 58,468 | 15,893 | 33,700 | 15,616 | 24,768 |
| 1870 | 31,163 | 68,165 | 15,665 | 37,188 | 15,498 | 30,977 |
| 1881 | 34,878 | 80,827 | 17,744 | 43,418 | 17,134 | 37,409 |
| 1891 | 43,712 | 102,955 | 22,313 | 55,247 | 21,399 | 47,708 |

PROPORTION PER CENT.

| | | | | | | |
|------------|-------|-------|-------|-------|-------|-------|
| 1847 | 27·43 | 72·57 | 21·40 | 78·60 | 39·09 | 60·91 |
| 1851 | 28·35 | 71·65 | 22·45 | 77·55 | 38·35 | 61·65 |
| 1857 | 35·71 | 64·29 | 31·22 | 68·78 | 41·63 | 58·37 |
| 1861 | 35·02 | 64·98 | 32·05 | 67·95 | 38·67 | 61·33 |
| 1870 | 31·37 | 68·63 | 29·64 | 70·36 | 33·35 | 66·65 |
| 1881 | 30·14 | 69·86 | 29·01 | 70·99 | 31·41 | 68·59 |
| 1891 | 29·93 | 70·07 | 29·00 | 71·00 | 30·98 | 69·02 |

NOTE.—The widowed, the unspecified, and the divorced are considered in this table as Single.
The Returns under the Census of 1841 are not included, as the figures are not to be relied upon.
In 1847 there were 2246 military, women and children, and 3739 male convicts on public works, not included in this table.
In 1851 there were 958 military, women and children, and 568 male convicts on public works, not included.

General Summary—Numbers and Ages.

TABLE II.—Showing the Number of Unmarried, Married, and Widowed Males and Females in the Population at different Ages, also the Proportion per 100 to the Total Number of each Sex at each Quinquennial Period of Age.

| Ages. | Numerical. | | | | | | | | Centesimal Proportion. | | | | | | | |
|----------------------------|------------|--------|----------|----------|----------|----------|----------|----------------|------------------------|----------|----------|----------|----------|----------------|----------|--|
| | All. | | | Married. | | Widowed. | | Never Married. | | Married. | | Widowed. | | Never Married. | | |
| | Persons. | Males. | Females. | Males. | Females. | Males. | Females. | Males. | Females. | Males. | Females. | Males. | Females. | Males. | Females. | |
| All Ages | 146,667 | 77,560 | 69,107 | ... | ... | ... | ... | ... | ... | ... | ... | ... | ... | ... | ... | |
| Specified condition..... | 146,042 | 76,956 | 69,086 | 22,313 | 21,399 | 2448 | 3951 | 52,195 | 43,736 | 29.00 | 30.98 | 3.18 | 5.72 | 67.82 | 63.30 | |
| Specified Ages & condition | 146,025 | 76,943 | 69,082 | 22,310 | 21,397 | 2447 | 3951 | 52,186 | 43,734 | 29.00 | 30.98 | 3.18 | 5.72 | 67.82 | 63.30 | |
| Specified, under 15 years | 57,326 | 29,002 | 28,324 | ... | ... | ... | ... | 29,002 | 28,324 | ... | ... | ... | ... | 100.00 | 100.00 | |
| 15 - 45..... | 65,531 | 34,956 | 30,575 | 13,459 | 15,150 | 430 | 720 | 21,067 | 14,705 | 38.50 | 49.45 | 1.23 | 2.35 | 60.27 | 48.10 | |
| 15 years and over..... | 88,699 | 47,941 | 40,758 | 22,310 | 21,397 | 2447 | 3951 | 23,184 | 15,410 | 46.54 | 52.50 | 5.10 | 9.69 | 48.36 | 37.81 | |
| 45 years and over..... | 23,168 | 12,985 | 10,183 | 8851 | 6247 | 2017 | 3231 | 2117 | 705 | 68.16 | 61.34 | 15.53 | 31.73 | 16.31 | 6.93 | |
| Under 5 years..... | 21,466 | 10,889 | 10,627 | ... | ... | ... | ... | 10,839 | 10,627 | ... | ... | ... | ... | 100.00 | 100.00 | |
| 5 - 10..... | 19,399 | 9879 | 9520 | ... | ... | ... | ... | 9879 | 9520 | ... | ... | ... | ... | 100.00 | 100.00 | |
| 10 - 15..... | 16,461 | 8284 | 8177 | ... | ... | ... | ... | 8284 | 8177 | ... | ... | ... | ... | 100.00 | 100.00 | |
| 15 - 20..... | 13,893 | 7013 | 6820 | 31 | 291 | 2 | 2 | 7040 | 6527 | 0.04 | 4.27 | 0.00 | 0.01 | 99.66 | 95.72 | |
| 20 - 25..... | 13,729 | 7146 | 6583 | 864 | 2193 | 9 | 35 | 6273 | 4355 | 12.09 | 33.31 | 0.13 | 0.53 | 57.78 | 66.16 | |
| 25 - 30..... | 13,312 | 7253 | 6059 | 3023 | 3927 | 73 | 84 | 4157 | 2048 | 41.68 | 64.82 | 1.00 | 1.38 | 57.32 | 33.81 | |
| 30 - 35..... | 10,825 | 5896 | 4929 | 3801 | 3830 | 100 | 157 | 1995 | 942 | 64.47 | 77.71 | 1.69 | 3.18 | 33.84 | 19.11 | |
| 35 - 40..... | 7794 | 4357 | 3437 | 3234 | 2747 | 134 | 181 | 989 | 509 | 74.22 | 79.92 | 3.08 | 5.27 | 22.70 | 14.81 | |
| 40 - 45..... | 5978 | 3231 | 2747 | 2506 | 2162 | 112 | 261 | 613 | 324 | 77.56 | 78.71 | 3.47 | 9.50 | 18.97 | 11.79 | |
| 45 - 50..... | 4912 | 2571 | 2341 | 2011 | 1772 | 143 | 333 | 417 | 236 | 78.22 | 75.70 | 5.56 | 14.22 | 16.22 | 10.08 | |
| 50 - 55..... | 4436 | 2293 | 2143 | 1718 | 1537 | 190 | 432 | 385 | 174 | 74.92 | 71.72 | 8.29 | 20.16 | 16.79 | 8.12 | |
| 55 - 60..... | 3717 | 1933 | 1784 | 1428 | 1173 | 228 | 507 | 277 | 104 | 73.88 | 65.75 | 11.79 | 28.42 | 14.33 | 5.83 | |
| 60 - 65..... | 3385 | 1898 | 1487 | 1332 | 869 | 299 | 541 | 267 | 77 | 70.18 | 58.44 | 15.75 | 36.38 | 14.07 | 5.18 | |
| 65 - 70..... | 2461 | 1492 | 969 | 956 | 444 | 290 | 478 | 246 | 47 | 64.07 | 45.83 | 19.44 | 49.32 | 6.49 | 4.85 | |
| 70 - 75..... | 2168 | 1403 | 765 | 776 | 288 | 362 | 442 | 265 | 35 | 55.31 | 37.65 | 25.80 | 57.78 | 18.89 | 4.57 | |
| 75 - 80..... | 1188 | 787 | 401 | 384 | 111 | 259 | 269 | 144 | 21 | 48.79 | 27.68 | 32.91 | 67.08 | 18.30 | 5.24 | |
| 80 - 85..... | 627 | 418 | 209 | 186 | 35 | 160 | 168 | 72 | 6 | 44.50 | 16.78 | 38.28 | 80.35 | 17.22 | 2.87 | |
| 85 and over | 274 | 190 | 84 | 60 | 18 | 86 | 61 | 44 | 5 | 31.58 | 21.43 | 45.26 | 72.62 | 23.16 | 5.95 | |

Married, 1891—Proportions.

TABLE III.—Proportions per 1000 of Persons married at the different Quinquennial Age-periods to the whole Married Population; also Proportion to Total Population of marriageable Age.

| Age-periods. | Number of Married Persons. | Proportion per 1000. | |
|--------------------|----------------------------|------------------------------|--|
| | | To total Married Population. | To total marriageable Population of 15 and over. |
| 15-20..... | 322 | 7.37 | 3.63 |
| 20-25..... | 3057 | 69.94 | 34.47 |
| 25-30..... | 6950 | 159.02 | 78.36 |
| 30-35..... | 7631 | 174.59 | 86.03 |
| 35-40..... | 5981 | 136.84 | 67.43 |
| 40-45..... | 4668 | 106.80 | 52.63 |
| 45-50..... | 3783 | 86.55 | 42.65 |
| 50-55..... | 3255 | 74.47 | 36.70 |
| 55-60..... | 2601 | 59.51 | 29.32 |
| 60-65..... | 2201 | 50.36 | 24.81 |
| 65-70..... | 1400 | 32.03 | 15.78 |
| 70-75..... | 1064 | 24.34 | 12.00 |
| 75-80..... | 495 | 11.33 | 5.58 |
| 80-85..... | 221 | 5.06 | 2.49 |
| 85 and over..... | 78 | 1.79 | .88 |
| Not specified..... | 5 | ... | ... |
| | 43,712 | 1000.00 | 492.76 |

Numbers and Proportions per cent.

TABLE IV.—Number of Unmarried Persons, distinguishing Males under 20 and of and over 20, and Females under 15 and of and over 15 years of Age; the Number of Husbands and Wives, Widowers and Widows of all Ages, with the Proportions per cent. of the Unmarried, Married, and Widowed in every 100 persons living, according to the Census of April 5th, 1891.

| | Total of all conditions. | Unmarried. | | | Husbands and Wives. | Widowers and Widows. | Divorced. | Condition unknown. | Proportions to every 100 Persons of the respective Sexes at all Ages. | | | |
|---------------|--------------------------|------------|-----------------------------------|---|---------------------|----------------------|-----------|--------------------|---|---------------------|----------|-----------|
| | | All Ages. | Males under 20; Females under 15. | Males of and over 20; Females of and over 15. | | | | | Unmarried. | Husbands and Wives. | Widowed. | Divorced. |
| Persons | 146,667 | 95,931 | 64,366 | 31,565 | 49,712 | 6368 | 31 | 625 | 65·687 | 29·931 | 4·360 | ·022 |
| Males | 77,560 | 52,195 | 36,042 | 16,153 | 22,313 | 2423 | 25 | 604 | 67·825 | 28·995 | 3·148 | ·032 |
| Females | 69,107 | 43,736 | 28,324 | 15,412 | 21,399 | 3945 | 6 | 21 | 63·307 | 30·974 | 5·710 | ·009 |

Married and Unmarried.—Numbers and Proportions per cent.

TABLE V.—Number of Bachelors of 20 years old and upwards, and the Number of Spinsters of 15 years old and upwards, the excess of Bachelors over Spinsters or Spinsters over Bachelors, the Proportion of Bachelors to every 100 Spinsters or Spinsters to every 100 Bachelors; the Number of Husbands and Wives, the excess of Husbands over Wives or Wives over Husbands, the Proportion of Husbands to every 100 Wives or Wives to every 100 Husbands, in each Electoral District and the whole Colony, at the Census of April 5th, 1891.

| Electoral District. | Bachelors and Spinsters. | | | | | | Husbands and Wives. | | | | | |
|-------------------------|------------------------------|------------------------------|-------------------------------------|-------------------------------------|---|---|---------------------|------------------|--------------------------------|--------------------------------|--|--|
| | Bachelors of 20 and upwards. | Spinsters of 15 and upwards. | Excess of Bachelors over Spinsters. | Excess of Spinsters over Bachelors. | Proportion of Bachelors to every 100 Spinsters. | Proportion of Spinsters to every 100 Bachelors. | Number of Husbands. | Number of Wives. | Excess of Husbands over Wives. | Excess of Wives over Husbands. | Proportion of Husbands to every 100 Wives. | Proportion of Wives to every 100 Husbands. |
| The whole Colony..... | 18,599 | 19,363 | ... | 764 | 96·05 | 104·10 | 22,313 | 21,399 | 914 | ... | 104·27 | 95·90 |
| City of Hobart..... | 2733 | 4467 | ... | 1734 | 61·18 | 163·44 | 3896 | 3841 | 55 | ... | 101·43 | 98·59 |
| City of Launceston..... | 1923 | 3025 | ... | 1102 | 63·57 | 157·30 | 2516 | 2667 | ... | 151 | 94·34 | 106·00 |
| Hobart—North..... | 1079 | 1515 | ... | 436 | 71·20 | 140·41 | 1364 | 1330 | 34 | ... | 102·56 | 97·50 |
| South..... | 946 | 1546 | ... | 600 | 61·27 | 161·31 | 1223 | 1100 | 123 | ... | 111·18 | 89·94 |
| West..... | 708 | 1406 | ... | 698 | 50·36 | 198·59 | 1309 | 1411 | ... | 102 | 92·77 | 107·79 |
| Launceston—North..... | 1102 | 1298 | ... | 196 | 84·90 | 117·78 | 1119 | 1156 | ... | 37 | 96·80 | 103·31 |
| South..... | 821 | 1727 | ... | 906 | 47·54 | 210·35 | 1397 | 1511 | ... | 114 | 92·46 | 108·16 |
| Brighton..... | 432 | 458 | ... | 26 | 94·32 | 106·02 | 509 | 498 | 11 | ... | 102·21 | 97·83 |
| Campbell Town..... | 313 | 391 | ... | 78 | 80·05 | 124·92 | 398 | 387 | 11 | ... | 102·84 | 97·23 |
| Cressy..... | 296 | 275 | 21 | ... | 107·64 | 92·90 | 329 | 316 | 13 | ... | 104·11 | 96·04 |
| Cumberland..... | 2108 | 465 | 1643 | ... | 453·33 | 22·05 | 1102 | 659 | 443 | ... | 167·22 | 59·80 |
| Devon—East..... | 1025 | 930 | 95 | ... | 110·22 | 90·73 | 1392 | 1359 | 33 | ... | 102·43 | 97·63 |
| West..... | 732 | 600 | 132 | ... | 122·00 | 78·74 | 864 | 854 | 10 | ... | 101·17 | 98·84 |
| Deloraine..... | 557 | 565 | ... | 8 | 98·58 | 101·43 | 732 | 710 | 22 | ... | 103·10 | 97·00 |
| Evandale..... | 364 | 428 | ... | 64 | 85·05 | 117·58 | 473 | 477 | ... | 4 | 99·16 | 100·84 |
| Fingal..... | 713 | 470 | 243 | ... | 151·70 | 65·92 | 784 | 685 | 99 | ... | 114·45 | 87·37 |
| Franklin..... | 331 | 346 | ... | 15 | 95·66 | 104·53 | 612 | 583 | 29 | ... | 104·97 | 95·26 |
| George Town..... | 289 | 357 | ... | 68 | 80·95 | 123·53 | 574 | 595 | ... | 21 | 96·47 | 103·65 |
| Glamorgan..... | 203 | 242 | ... | 39 | 83·88 | 119·21 | 265 | 260 | 5 | ... | 101·92 | 98·11 |
| Glenorchy..... | 709 | 946 | ... | 237 | 74·95 | 133·43 | 817 | 789 | 28 | ... | 103·55 | 96·57 |
| Kingborough..... | 743 | 1066 | ... | 323 | 69·70 | 143·47 | 1110 | 1163 | ... | 53 | 95·44 | 104·77 |
| Longford..... | 304 | 457 | ... | 153 | 66·52 | 150·33 | 484 | 482 | 2 | ... | 100·41 | 99·58 |
| New Norfolk..... | 555 | 527 | 28 | ... | 105·31 | 94·95 | 650 | 668 | ... | 18 | 97·31 | 102·77 |
| Oatlands..... | 374 | 390 | ... | 16 | 95·90 | 104·28 | 468 | 472 | ... | 4 | 99·15 | 100·85 |
| Richmond..... | 295 | 303 | ... | 8 | 97·36 | 102·71 | 391 | 367 | 24 | ... | 106·54 | 93·86 |
| Ringarooma..... | 897 | 355 | 542 | ... | 252·67 | 39·58 | 849 | 634 | 215 | ... | 133·91 | 74·67 |
| Selby..... | 393 | 429 | ... | 36 | 91·60 | 109·16 | 658 | 641 | 17 | ... | 102·65 | 97·40 |
| Sorell..... | 536 | 571 | ... | 35 | 93·87 | 106·53 | 586 | 569 | 17 | ... | 102·99 | 97·09 |
| Wellington..... | 1229 | 694 | 535 | ... | 176·19 | 56·47 | 1206 | 1086 | 120 | ... | 111·05 | 90·05 |
| Westbury..... | 545 | 606 | ... | 61 | 78·17 | 111·19 | 648 | 637 | 11 | ... | 101·73 | 98·31 |

Electoral Districts.

TABLE VI.—Showing the Conjugal Condition of Males and Females of different Ages in each District.

| Electoral Districts. | All Ages. | Under 14. | 14 - 15. | 15 - 16. | 16 - 17. | 17 - 18. | 18 - 19. | 19 - 20. | 20 - 21. | 21 - 25. | 25 - 30. | 30 - 35. | 35 - 40. | 40 - 45. | 45 - 50. | 50 - 55. | 55 - 60. | 60 - 65. | 65 - 70. | 70 - 75. | 75 - 80. | 80 - 85. | 85 & upwards. | Unspecified. |
|---------------------------|-----------|-----------|----------|----------|----------|----------|----------|----------|----------|----------|----------|----------|----------|----------|----------|----------|----------|----------|----------|----------|----------|----------|---------------|--------------|
| <i>The whole Colony :</i> | | | | | | | | | | | | | | | | | | | | | | | | |
| Unmarried { Males ... | 52,195 | 27,327 | 1675 | 1466 | 1454 | 1323 | 1422 | 1375 | 1401 | 4872 | 4157 | 1995 | 989 | 613 | 417 | 385 | 277 | 267 | 246 | 265 | 144 | 72 | 44 | 9 |
| { Females ... | 43,736 | 26,829 | 1495 | 1306 | 1389 | 1347 | 1324 | 1161 | 1093 | 3262 | 2048 | 942 | 509 | 324 | 236 | 174 | 104 | 77 | 47 | 35 | 21 | 6 | 5 | 2 |
| Married.... { Males ... | 22,313 | ... | ... | ... | 2 | 2 | 11 | 16 | 45 | 819 | 3023 | 3801 | 3234 | 2506 | 2011 | 1718 | 1428 | 1332 | 956 | 776 | 384 | 186 | 60 | 3 |
| { Females ... | 21,399 | ... | ... | 2 | 14 | 23 | 106 | 146 | 270 | 1923 | 3927 | 3830 | 2747 | 2162 | 1772 | 1537 | 1173 | 869 | 444 | 288 | 111 | 35 | 18 | 2 |
| Widowed... { Males ... | 2423 | ... | ... | ... | ... | ... | 1 | 1 | ... | 8 | 69 | 96 | 130 | 111 | 142 | 188 | 225 | 297 | 290 | 360 | 258 | 160 | 86 | 1 |
| { Females ... | 3945 | ... | ... | ... | ... | 1 | ... | 1 | 2 | 32 | 84 | 156 | 181 | 259 | 332 | 432 | 506 | 541 | 478 | 442 | 269 | 168 | 61 | ... |
| Divorced... { Males ... | 25 | ... | ... | ... | ... | ... | ... | ... | 1 | ... | 4 | 4 | 4 | 1 | 1 | 2 | 3 | 2 | ... | 2 | 1 | ... | ... | ... |
| { Females ... | 6 | ... | ... | ... | ... | ... | ... | ... | ... | 1 | ... | 1 | ... | 2 | 1 | ... | 1 | ... | ... | ... | ... | ... | ... | ... |
| Unspecified { Males ... | 604 | ... | ... | ... | ... | ... | ... | ... | 1 | 7 | 10 | 5 | 3 | 2 | 3 | ... | 2 | 2 | 4 | 1 | 3 | 2 | ... | 587 |
| { Females ... | 21 | ... | ... | ... | ... | ... | ... | ... | ... | ... | ... | 1 | 2 | 1 | ... | ... | ... | ... | ... | 1 | ... | ... | ... | 16 |
| Total..... { Males ... | 77,560 | 27,327 | 1675 | 1466 | 1456 | 1325 | 1434 | 1392 | 1448 | 5706 | 7263 | 5901 | 4360 | 3233 | 2574 | 2295 | 1935 | 1902 | 1493 | 1405 | 790 | 420 | 190 | 570 |
| { Females ... | 69,107 | 26,820 | 1495 | 1308 | 1403 | 1371 | 1430 | 1308 | 1365 | 5218 | 6059 | 4930 | 3439 | 2748 | 2341 | 2143 | 1784 | 1487 | 969 | 766 | 401 | 209 | 84 | 20 |
| <i>Brighton :</i> | | | | | | | | | | | | | | | | | | | | | | | | |
| Unmarried { Males ... | 1203 | 620 | 37 | 35 | 39 | 23 | 33 | 44 | 25 | 142 | 75 | 53 | 18 | 8 | 10 | 9 | 1 | 7 | 9 | 8 | 3 | 2 | 2 | ... |
| { Females ... | 1034 | 637 | 43 | 30 | 41 | 24 | 33 | 28 | 30 | 60 | 50 | 21 | 9 | 6 | 10 | 7 | 2 | 1 | ... | 1 | ... | ... | 1 | ... |
| Married.... { Males ... | 509 | ... | ... | ... | ... | ... | 1 | ... | ... | 17 | 55 | 102 | 64 | 66 | 31 | 39 | 38 | 25 | 23 | 22 | 13 | 9 | 4 | ... |
| { Females ... | 498 | ... | ... | ... | ... | 1 | 4 | 3 | 2 | 30 | 73 | 101 | 53 | 59 | 47 | 50 | 33 | 22 | 13 | 5 | 2 | ... | ... | ... |
| Widowed... { Males ... | 59 | ... | ... | ... | ... | ... | ... | ... | ... | 4 | 1 | 3 | 3 | 2 | 3 | 5 | 5 | 4 | 8 | 7 | 12 | 4 | 1 | ... |
| { Females ... | 103 | ... | ... | ... | ... | ... | ... | ... | ... | 3 | 1 | 3 | 3 | 4 | 5 | 14 | 17 | 17 | 10 | 11 | 10 | 6 | 2 | ... |
| Divorced... { Males ... | 1 | ... | ... | ... | ... | ... | ... | ... | ... | ... | ... | ... | ... | ... | ... | ... | ... | ... | ... | 1 | ... | ... | ... | ... |
| { Females ... | 1 | ... | ... | ... | ... | ... | ... | ... | ... | ... | ... | ... | ... | 1 | ... | ... | ... | ... | ... | ... | ... | ... | ... | ... |
| Unspecified { Males ... | 6 | ... | ... | ... | ... | ... | ... | ... | ... | ... | ... | ... | ... | ... | ... | ... | ... | ... | ... | ... | ... | ... | ... | 6 |
| { Females ... | ... | ... | ... | ... | ... | ... | ... | ... | ... | ... | ... | ... | ... | ... | ... | ... | ... | ... | ... | ... | ... | ... | ... | ... |
| Total..... { Males ... | 1778 | 620 | 37 | 35 | 39 | 23 | 34 | 44 | 25 | 159 | 134 | 156 | 85 | 76 | 44 | 53 | 44 | 36 | 40 | 38 | 28 | 15 | 7 | 6 |
| { Females ... | 1636 | 637 | 43 | 30 | 41 | 25 | 37 | 31 | 32 | 90 | 126 | 123 | 65 | 70 | 62 | 71 | 52 | 40 | 23 | 17 | 12 | 6 | 3 | ... |
| <i>Campbell Town :</i> | | | | | | | | | | | | | | | | | | | | | | | | |
| Unmarried { Males ... | 961 | 537 | 33 | 38 | 30 | 16 | 30 | 28 | 16 | 76 | 67 | 31 | 15 | 11 | 5 | 5 | 5 | 5 | 9 | 4 | 2 | 2 | 1 | ... |
| { Females ... | 818 | 471 | 25 | 32 | 24 | 24 | 31 | 22 | 27 | 59 | 40 | 24 | 14 | 7 | 6 | 2 | 7 | 1 | ... | ... | 2 | ... | ... | ... |
| Married.... { Males ... | 398 | ... | ... | ... | ... | ... | ... | ... | ... | 16 | 53 | 60 | 42 | 43 | 39 | 31 | 21 | 39 | 19 | 18 | 8 | 5 | 4 | ... |
| { Females ... | 387 | ... | ... | ... | ... | ... | ... | 1 | 4 | 30 | 69 | 71 | 45 | 36 | 36 | 43 | 17 | 15 | 8 | 9 | 2 | ... | 1 | ... |
| Widowed... { Males ... | 59 | ... | ... | ... | ... | ... | ... | ... | ... | 1 | 2 | 4 | 4 | 4 | 4 | ... | 5 | 8 | 9 | 10 | 4 | 4 | 4 | ... |
| { Females ... | 69 | ... | ... | ... | ... | ... | ... | ... | ... | 3 | 3 | 3 | 4 | 4 | 4 | 11 | 6 | 8 | 7 | 12 | 4 | 1 | 2 | ... |
| Divorced... { Males ... | ... | ... | ... | ... | ... | ... | ... | ... | ... | ... | ... | ... | ... | ... | ... | ... | ... | ... | ... | ... | ... | ... | ... | ... |
| { Females ... | ... | ... | ... | ... | ... | ... | ... | ... | ... | ... | ... | ... | ... | ... | ... | ... | ... | ... | ... | ... | ... | ... | ... | ... |
| Unspecified { Males ... | 2 | ... | ... | ... | ... | ... | ... | ... | ... | ... | ... | ... | ... | ... | ... | ... | ... | ... | ... | ... | ... | ... | ... | 2 |
| { Females ... | 1 | ... | ... | ... | ... | ... | ... | ... | ... | ... | ... | ... | ... | ... | ... | ... | ... | ... | ... | ... | ... | ... | ... | 1 |
| Total..... { Males ... | 1420 | 537 | 33 | 38 | 30 | 16 | 30 | 28 | 16 | 92 | 121 | 93 | 61 | 58 | 48 | 36 | 31 | 52 | 37 | 32 | 14 | 11 | 9 | 2 |
| { Females ... | 1275 | 471 | 25 | 32 | 24 | 24 | 31 | 23 | 31 | 89 | 112 | 98 | 63 | 47 | 46 | 56 | 30 | 24 | 15 | 21 | 8 | 1 | 3 | 1 |

TABLE VI.—Showing the Conjugal Condition of Males and Females of different Ages in each District—continued.

| Electoral Districts. | All Ages. | Under 14. | 14 - 15. | 15 - 16. | 16 - 17. | 17 - 18. | 18 - 19. | 19 - 20. | 20 - 21. | 21 - 25. | 25 - 30. | 30 - 35. | 35 - 40. | 40 - 45. | 45 - 50. | 50 - 55. | 55 - 60. | 60 - 65. | 65 - 70. | 70 - 75. | 75 - 80. | 80 - 85. | 85 & upwards. | Unspecified |
|-------------------------|-----------|-----------|----------|----------|----------|----------|----------|----------|----------|----------|----------|----------|----------|----------|----------|----------|----------|----------|----------|----------|----------|----------|---------------|-------------|
| <i>Cressy:</i> | | | | | | | | | | | | | | | | | | | | | | | | |
| Unmarried { Males ... | 885 | 460 | 37 | 30 | 25 | 30 | 26 | 29 | 32 | 81 | 54 | 29 | 9 | 6 | 3 | 3 | 2 | 8 | 8 | 8 | 1 | 2 | 2 | ... |
| { Females ... | 675 | 428 | 22 | 19 | 20 | 26 | 14 | 20 | 13 | 59 | 30 | 10 | 7 | 3 | 3 | ... | ... | 1 | ... | ... | ... | ... | ... | ... |
| Married ... { Males ... | 329 | ... | ... | ... | ... | ... | ... | ... | ... | 11 | 31 | 51 | 37 | 45 | 39 | 31 | 27 | 19 | 12 | 11 | 6 | 8 | 1 | ... |
| { Females ... | 316 | ... | ... | ... | ... | ... | 2 | 5 | 3 | 21 | 49 | 52 | 41 | 36 | 32 | 32 | 16 | 9 | 9 | 6 | 3 | ... | ... | ... |
| Widowed .. { Males ... | 48 | ... | ... | ... | ... | ... | ... | ... | ... | ... | 2 | ... | 2 | 1 | 4 | 2 | 2 | 6 | 6 | 13 | 4 | 5 | 1 | ... |
| { Females ... | 50 | ... | ... | ... | ... | ... | ... | ... | ... | ... | ... | ... | ... | 2 | 2 | 6 | 9 | 8 | 8 | 7 | 4 | 1 | 3 | ... |
| Divorced .. { Males ... | ... | ... | ... | ... | ... | ... | ... | ... | ... | ... | ... | ... | ... | ... | ... | ... | ... | ... | ... | ... | ... | ... | ... | ... |
| { Females ... | ... | ... | ... | ... | ... | ... | ... | ... | ... | ... | ... | ... | ... | ... | ... | ... | ... | ... | ... | ... | ... | ... | ... | ... |
| Unspecified { Males ... | ... | ... | ... | ... | ... | ... | ... | ... | ... | ... | ... | ... | ... | ... | ... | ... | ... | ... | ... | ... | ... | ... | ... | ... |
| { Females ... | ... | ... | ... | ... | ... | ... | ... | ... | ... | ... | ... | ... | ... | ... | ... | ... | ... | ... | ... | ... | ... | ... | ... | ... |
| Total ... { Males ... | 1262 | 460 | 37 | 30 | 25 | 30 | 26 | 29 | 32 | 92 | 87 | 80 | 48 | 52 | 46 | 36 | 31 | 33 | 26 | 32 | 11 | 15 | 4 | ... |
| { Females ... | 1041 | 428 | 22 | 19 | 20 | 26 | 16 | 25 | 16 | 80 | 79 | 62 | 48 | 41 | 37 | 38 | 25 | 18 | 17 | 13 | 7 | 1 | 3 | ... |
| <i>Cumberland:</i> | | | | | | | | | | | | | | | | | | | | | | | | |
| Unmarried { Males ... | 3260 | 878 | 50 | 42 | 62 | 65 | 68 | 95 | 126 | 555 | 632 | 321 | 152 | 78 | 53 | 39 | 19 | 8 | 6 | 6 | 2 | 1 | ... | 2 |
| { Females ... | 1263 | 860 | 37 | 36 | 42 | 28 | 44 | 25 | 23 | 84 | 49 | 17 | 7 | 5 | 1 | 2 | 2 | 1 | ... | ... | ... | ... | ... | ... |
| Married ... { Males ... | 1102 | ... | ... | ... | ... | ... | ... | ... | 6 | 21 | 155 | 209 | 194 | 150 | 114 | 77 | 59 | 54 | 18 | 24 | 12 | 6 | 2 | 1 |
| { Females ... | 659 | ... | ... | ... | 1 | ... | 2 | 4 | 8 | 68 | 160 | 137 | 77 | 59 | 50 | 29 | 21 | 22 | 11 | 6 | 2 | 1 | ... | ... |
| Widowed .. { Males ... | 107 | ... | ... | ... | ... | ... | 1 | ... | ... | 2 | 4 | 8 | 5 | 8 | 13 | 9 | 15 | 10 | 8 | 11 | 9 | 1 | 3 | ... |
| { Females ... | 98 | ... | ... | ... | ... | ... | ... | ... | ... | ... | ... | 7 | 4 | 6 | 10 | 9 | 9 | 13 | 16 | 11 | 7 | 5 | 1 | ... |
| Divorced .. { Males ... | 2 | ... | ... | ... | ... | ... | ... | ... | ... | ... | 1 | 1 | ... | ... | ... | ... | ... | ... | ... | ... | ... | ... | ... | ... |
| { Females ... | 1 | ... | ... | ... | ... | ... | ... | ... | ... | ... | ... | 1 | ... | ... | ... | ... | ... | ... | ... | ... | ... | ... | ... | ... |
| Unspecified { Males ... | 561 | ... | ... | ... | ... | ... | ... | ... | 1 | 6 | 9 | 2 | 2 | 2 | 3 | 1 | ... | 1 | ... | ... | ... | ... | ... | 534 |
| { Females ... | 4 | ... | ... | ... | ... | ... | ... | ... | ... | ... | ... | ... | ... | ... | ... | ... | ... | ... | ... | ... | ... | ... | ... | 4 |
| Total ... { Males ... | 5032 | 878 | 50 | 42 | 62 | 65 | 69 | 95 | 133 | 584 | 801 | 541 | 353 | 238 | 183 | 126 | 93 | 73 | 32 | 41 | 23 | 8 | 5 | 537 |
| { Females ... | 2025 | 860 | 37 | 36 | 43 | 28 | 46 | 29 | 31 | 152 | 209 | 162 | 88 | 70 | 61 | 40 | 32 | 36 | 27 | 17 | 9 | 6 | 1 | 5 |
| <i>East Devon:</i> | | | | | | | | | | | | | | | | | | | | | | | | |
| Unmarried { Males ... | 3315 | 1887 | 85 | 94 | 94 | 101 | 82 | 92 | 102 | 279 | 229 | 86 | 58 | 28 | 13 | 22 | 9 | 14 | 21 | 11 | 4 | 1 | ... | 3 |
| { Females ... | 2690 | 1810 | 94 | 67 | 87 | 99 | 66 | 62 | 53 | 168 | 103 | 30 | 21 | 14 | 7 | 3 | ... | 1 | 2 | ... | 1 | 2 | ... | ... |
| Married ... { Males ... | 1392 | ... | ... | ... | ... | 1 | 1 | ... | 3 | 49 | 201 | 262 | 221 | 135 | 122 | 92 | 100 | 77 | 50 | 43 | 22 | 9 | 3 | 1 |
| { Females ... | 1359 | ... | ... | ... | 2 | ... | 9 | 15 | 17 | 136 | 255 | 270 | 174 | 129 | 84 | 86 | 80 | 44 | 26 | 18 | 7 | 3 | 1 | ... |
| Widowed .. { Males ... | 145 | ... | ... | ... | ... | ... | ... | ... | ... | 1 | 7 | 9 | 8 | 6 | 10 | 15 | 16 | 21 | 12 | 18 | 16 | 4 | 2 | ... |
| { Females ... | 144 | ... | ... | ... | ... | ... | ... | ... | ... | 2 | 3 | 13 | 7 | 6 | 8 | 14 | 27 | 15 | 24 | 12 | 11 | ... | 2 | ... |
| Divorced .. { Males ... | ... | ... | ... | ... | ... | ... | ... | ... | ... | ... | ... | ... | ... | ... | ... | ... | ... | ... | ... | ... | ... | ... | ... | ... |
| { Females ... | ... | ... | ... | ... | ... | ... | ... | ... | ... | ... | ... | ... | ... | ... | ... | ... | ... | ... | ... | ... | ... | ... | ... | ... |
| Unspecified { Males ... | 6 | ... | ... | ... | ... | ... | ... | ... | ... | ... | ... | ... | ... | ... | ... | ... | ... | ... | ... | ... | ... | ... | ... | ... |
| { Females ... | 3 | ... | ... | ... | ... | ... | ... | ... | ... | ... | ... | ... | ... | ... | ... | ... | ... | ... | ... | ... | ... | ... | ... | 3 |
| Total ... { Males ... | 4858 | 1887 | 85 | 94 | 94 | 102 | 83 | 92 | 105 | 329 | 437 | 357 | 287 | 169 | 145 | 129 | 125 | 112 | 83 | 72 | 42 | 14 | 5 | 10 |
| { Females ... | 4196 | 1810 | 94 | 67 | 89 | 101 | 75 | 77 | 70 | 306 | 361 | 313 | 202 | 149 | 99 | 103 | 107 | 60 | 52 | 30 | 19 | 5 | 3 | 4 |

TABLE VI.—Showing the Conjugal Condition of Males and Females of different Ages in each District—continued.

| Electoral Districts. | All Ages. | Under 14. | 14 - 15. | 15 - 16. | 16 - 17. | 17 - 18. | 18 - 19. | 19 - 20. | 20 - 21. | 21 - 25. | 25 - 30. | 30 - 35. | 35 - 40. | 40 - 45. | 45 - 50. | 50 - 55. | 55 - 60. | 60 - 65. | 65 - 70. | 70 - 75. | 75 - 80. | 80 - 85. | 85 and upwards. | Unspecified. | |
|----------------------|-------------|-----------|----------|----------|----------|----------|----------|----------|----------|----------|----------|----------|----------|----------|----------|----------|----------|----------|----------|----------|----------|----------|-----------------|--------------|-----|
| <i>Franklin :</i> | | | | | | | | | | | | | | | | | | | | | | | | | |
| Unmarried | Males ... | 1297 | 815 | 43 | 30 | 44 | 32 | 32 | 26 | 30 | 79 | 84 | 36 | 9 | 10 | 5 | 4 | 3 | 4 | 6 | 2 | 1 | 2 | ... | ... |
| | Females ... | 1090 | 760 | 47 | 36 | 27 | 31 | 25 | 23 | 25 | 39 | 39 | 17 | 6 | 4 | 3 | 2 | 3 | 2 | ... | 1 | ... | ... | ... | ... |
| Married ... | Males ... | 612 | ... | ... | ... | ... | ... | ... | 2 | 1 | 20 | 83 | 109 | 101 | 49 | 51 | 28 | 44 | 41 | 31 | 35 | 11 | 5 | 1 | ... |
| | Females ... | 583 | ... | ... | ... | 1 | ... | ... | 3 | 6 | 50 | 100 | 112 | 83 | 49 | 39 | 36 | 40 | 37 | 20 | 10 | 4 | ... | 1 | ... |
| Widowed | Males ... | 56 | ... | ... | ... | ... | ... | ... | ... | ... | ... | 2 | 4 | 1 | 4 | 3 | 6 | 10 | 9 | 5 | 5 | 7 | ... | ... | |
| | Females ... | 63 | ... | ... | ... | ... | ... | ... | ... | ... | 1 | 2 | 3 | 4 | 5 | 4 | 8 | 9 | 9 | 9 | 6 | 2 | 1 | ... | ... |
| Divorced... | Males ... | ... | ... | ... | ... | ... | ... | ... | ... | ... | ... | ... | ... | ... | ... | ... | ... | ... | ... | ... | ... | ... | ... | ... | ... |
| | Females ... | ... | ... | ... | ... | ... | ... | ... | ... | ... | ... | ... | ... | ... | ... | ... | ... | ... | ... | ... | ... | ... | ... | ... | ... |
| Unspecified | Males ... | 3 | ... | ... | ... | ... | ... | ... | ... | ... | ... | 1 | ... | ... | ... | ... | ... | ... | ... | ... | ... | ... | ... | ... | 2 |
| | Females ... | ... | ... | ... | ... | ... | ... | ... | ... | ... | ... | ... | ... | ... | ... | ... | ... | ... | ... | ... | ... | ... | ... | ... | ... |
| Total ... | Males ... | 1968 | 815 | 43 | 30 | 44 | 32 | 32 | 28 | 31 | 99 | 167 | 148 | 114 | 60 | 60 | 35 | 53 | 55 | 46 | 42 | 17 | 14 | 1 | 2 |
| | Females ... | 1736 | 760 | 47 | 36 | 28 | 31 | 27 | 26 | 31 | 89 | 140 | 131 | 92 | 57 | 47 | 42 | 51 | 38 | 29 | 20 | 10 | 2 | 2 | ... |
| <i>George Town :</i> | | | | | | | | | | | | | | | | | | | | | | | | | |
| Unmarried | Males ... | 1267 | 798 | 59 | 35 | 40 | 29 | 32 | 28 | 20 | 85 | 60 | 26 | 19 | 8 | 7 | 10 | 4 | 1 | 1 | 2 | 3 | ... | ... | ... |
| | Females ... | 1049 | 736 | 35 | 30 | 42 | 35 | 29 | 16 | 19 | 48 | 17 | 15 | 10 | 7 | 5 | 1 | 1 | ... | 1 | 1 | ... | ... | ... | 1 |
| Married ... | Males ... | 574 | ... | ... | ... | ... | 1 | ... | 4 | 24 | 64 | 95 | 80 | 71 | 64 | 46 | 39 | 28 | 29 | 19 | 9 | 1 | ... | ... | |
| | Females ... | 595 | ... | ... | ... | ... | 6 | 8 | 12 | 68 | 97 | 102 | 78 | 71 | 51 | 36 | 24 | 21 | 15 | 5 | 1 | ... | ... | ... | |
| Widowed | Males ... | 43 | ... | ... | ... | ... | ... | ... | ... | ... | 1 | 1 | 4 | 1 | 2 | 3 | 5 | 7 | 8 | 3 | 3 | 5 | ... | ... | |
| | Females ... | 79 | ... | ... | ... | ... | ... | ... | ... | 2 | ... | 3 | 7 | 5 | 2 | 11 | 7 | 15 | 10 | 9 | 5 | ... | 3 | ... | |
| Divorced... | Males ... | ... | ... | ... | ... | ... | ... | ... | ... | ... | ... | ... | ... | ... | ... | ... | ... | ... | ... | ... | ... | ... | ... | ... | |
| | Females ... | ... | ... | ... | ... | ... | ... | ... | ... | ... | ... | ... | ... | ... | ... | ... | ... | ... | ... | ... | ... | ... | ... | ... | |
| Unspecified | Males ... | ... | ... | ... | ... | ... | ... | ... | ... | ... | ... | ... | ... | ... | ... | ... | ... | ... | ... | ... | ... | ... | ... | ... | |
| | Females ... | ... | ... | ... | ... | ... | ... | ... | ... | ... | ... | ... | ... | ... | ... | ... | ... | ... | ... | ... | ... | ... | ... | ... | |
| Total ... | Males ... | 1884 | 798 | 59 | 35 | 40 | 29 | 33 | 28 | 24 | 109 | 125 | 122 | 103 | 80 | 73 | 59 | 48 | 36 | 38 | 24 | 15 | 6 | ... | |
| | Females ... | 1723 | 736 | 35 | 30 | 42 | 35 | 35 | 24 | 31 | 118 | 114 | 120 | 95 | 83 | 58 | 48 | 32 | 36 | 26 | 15 | 6 | ... | 3 | 1 |
| <i>Glamorgan :</i> | | | | | | | | | | | | | | | | | | | | | | | | | |
| Unmarried | Males ... | 684 | 410 | 16 | 15 | 23 | 20 | 23 | 10 | 22 | 47 | 41 | 18 | 9 | 7 | 2 | 5 | 5 | 3 | 2 | 2 | 1 | 2 | 1 | ... |
| | Females ... | 622 | 412 | 19 | 17 | 22 | 14 | 17 | 9 | 17 | 35 | 26 | 8 | 11 | 7 | 2 | 1 | 2 | 1 | 1 | ... | ... | 1 | ... | ... |
| Married ... | Males ... | 265 | ... | ... | ... | ... | 1 | ... | ... | 8 | 32 | 41 | 27 | 36 | 24 | 18 | 25 | 15 | 8 | 14 | 7 | 6 | 3 | ... | |
| | Females ... | 260 | ... | ... | ... | ... | 1 | 1 | 5 | 2 | 22 | 37 | 51 | 37 | 25 | 22 | 25 | 9 | 11 | 6 | 2 | 3 | 1 | ... | |
| Widowed... | Males ... | 35 | ... | ... | ... | ... | ... | ... | ... | ... | ... | 1 | 1 | 2 | ... | 4 | 6 | 4 | 1 | 8 | 3 | 3 | 2 | ... | |
| | Females ... | 51 | ... | ... | ... | ... | ... | ... | ... | ... | 1 | 2 | 1 | 2 | 3 | 5 | 11 | 6 | 7 | 5 | 3 | 3 | 2 | ... | |
| Divorced... | Males ... | 1 | ... | ... | ... | ... | ... | ... | ... | ... | ... | ... | 1 | ... | ... | ... | ... | ... | ... | ... | ... | ... | ... | ... | |
| | Females ... | ... | ... | ... | ... | ... | ... | ... | ... | ... | ... | ... | ... | ... | ... | ... | ... | ... | ... | ... | ... | ... | ... | ... | |
| Unspecified | Males ... | 1 | ... | ... | ... | ... | ... | ... | ... | ... | ... | ... | ... | ... | ... | ... | ... | 1 | ... | ... | ... | ... | ... | ... | |
| | Females ... | ... | ... | ... | ... | ... | ... | ... | ... | ... | ... | ... | ... | ... | ... | ... | ... | ... | ... | ... | ... | ... | ... | ... | |
| Total..... | Males ... | 986 | 410 | 16 | 15 | 23 | 21 | 23 | 10 | 22 | 55 | 73 | 60 | 38 | 45 | 26 | 27 | 36 | 23 | 11 | 24 | 11 | 11 | 6 | ... |
| | Females ... | 933 | 412 | 19 | 17 | 22 | 15 | 18 | 14 | 19 | 57 | 64 | 61 | 49 | 34 | 27 | 31 | 22 | 18 | 14 | 7 | 6 | 5 | 2 | ... |

Glenorchy :

| | | | | | | | | | | | | | | | | | | | | | | | | | |
|-------------|-----------|------|-----|-----|-----|-----|-----|-----|-----|-----|-----|-----|-----|-----|-----|-----|-----|-----|-----|-----|-----|-----|-----|-----|-----|
| Unmarried | Males ... | 1746 | 908 | 73 | 51 | 52 | 45 | 50 | 30 | 37 | 116 | 85 | 36 | 18 | 17 | 9 | 7 | 9 | 21 | 35 | 58 | 44 | 25 | 20 | ... |
| | Females | 1711 | 972 | 59 | 46 | 54 | 48 | 47 | 50 | 39 | 154 | 97 | 46 | 28 | 23 | 14 | 11 | 5 | 15 | 5 | 2 | ... | 1 | ... | ... |
| Married ... | Males ... | 817 | ... | ... | ... | 1 | ... | ... | 2 | 2 | 20 | 91 | 126 | 109 | 109 | 60 | 69 | 50 | 56 | 37 | 44 | 24 | 11 | 6 | ... |
| | Females | 789 | ... | ... | ... | ... | 2 | 1 | ... | 4 | 62 | 185 | 138 | 110 | 92 | 62 | 60 | 44 | 34 | 20 | 10 | 8 | 5 | 2 | ... |
| Widowed... | Males ... | 172 | ... | ... | ... | ... | ... | ... | ... | ... | ... | 1 | 4 | 4 | 4 | 3 | 4 | 6 | 11 | 22 | 36 | 32 | 25 | 20 | ... |
| | Females | 266 | ... | ... | ... | ... | ... | ... | ... | ... | 1 | 2 | 7 | 6 | 13 | 16 | 23 | 23 | 40 | 37 | 37 | 31 | 20 | 10 | ... |
| Divorced... | Males ... | ... | ... | ... | ... | ... | ... | ... | ... | ... | ... | ... | ... | ... | ... | ... | ... | ... | ... | ... | ... | ... | ... | ... | ... |
| | Females | ... | ... | ... | ... | ... | ... | ... | ... | ... | ... | ... | ... | ... | ... | ... | ... | ... | ... | ... | ... | ... | ... | ... | ... |
| Unspecified | Males ... | ... | ... | ... | ... | ... | ... | ... | ... | ... | ... | ... | ... | ... | ... | ... | ... | ... | ... | ... | ... | ... | ... | ... | ... |
| | Females | 1 | ... | ... | ... | ... | ... | ... | ... | ... | ... | ... | ... | ... | ... | ... | ... | ... | ... | ... | 1 | ... | ... | ... | ... |
| Total | Males ... | 2735 | 908 | 73 | 51 | 53 | 45 | 50 | 32 | 39 | 186 | 177 | 166 | 131 | 130 | 72 | 80 | 65 | 88 | 94 | 138 | 100 | 61 | 46 | ... |
| | Females | 2767 | 972 | 59 | 46 | 54 | 45 | 48 | 50 | 43 | 217 | 234 | 191 | 144 | 128 | 92 | 94 | 72 | 89 | 62 | 50 | 39 | 26 | 12 | ... |

Hobart, North :

| | | | | | | | | | | | | | | | | | | | | | | | | | |
|-------------|-----------|------|------|-----|-----|-----|-----|-----|-----|-----|-----|-----|-----|-----|-----|-----|-----|-----|-----|-----|-----|-----|-----|-----|-----|
| Unmarried | Males ... | 2712 | 1817 | 81 | 74 | 76 | 62 | 75 | 92 | 73 | 296 | 240 | 116 | 60 | 42 | 23 | 22 | 14 | 17 | 12 | 13 | 4 | 1 | 2 | ... |
| | Females | 2608 | 1363 | 96 | 79 | 90 | 89 | 87 | 83 | 62 | 278 | 177 | 75 | 44 | 24 | 12 | 26 | 9 | 7 | 3 | 2 | 1 | ... | 1 | ... |
| Married ... | Males ... | 1364 | ... | ... | ... | ... | ... | 1 | 1 | 2 | 78 | 189 | 221 | 209 | 184 | 104 | 103 | 83 | 86 | 67 | 47 | 27 | 11 | 1 | ... |
| | Females | 1330 | ... | ... | ... | 1 | ... | 6 | 8 | 25 | 115 | 263 | 241 | 168 | 119 | 111 | 101 | 76 | 51 | 26 | 12 | 3 | 3 | 1 | ... |
| Widowed... | Males ... | 142 | ... | ... | ... | ... | ... | ... | ... | ... | ... | 8 | 8 | 8 | 5 | 13 | 13 | 20 | 15 | 10 | 20 | 13 | 7 | 2 | ... |
| | Females | 365 | ... | ... | ... | ... | ... | ... | 1 | ... | 3 | 9 | 9 | 17 | 28 | 38 | 51 | 41 | 37 | 50 | 37 | 23 | 16 | 5 | ... |
| Divorced... | Males ... | 2 | ... | ... | ... | ... | ... | ... | ... | ... | ... | ... | ... | 1 | ... | ... | 1 | ... | ... | ... | ... | ... | ... | ... | ... |
| | Females | 1 | ... | ... | ... | ... | ... | ... | ... | ... | 1 | ... | ... | ... | ... | ... | ... | ... | ... | ... | ... | ... | ... | ... | ... |
| Unspecified | Males ... | ... | ... | ... | ... | ... | ... | ... | ... | ... | ... | ... | ... | ... | ... | ... | ... | ... | ... | ... | ... | ... | ... | ... | ... |
| | Females | 3 | ... | ... | ... | ... | ... | ... | ... | ... | ... | ... | ... | ... | ... | ... | ... | ... | ... | ... | ... | ... | ... | ... | 3 |
| Total..... | Males ... | 4220 | 1317 | 81 | 74 | 76 | 62 | 76 | 93 | 75 | 374 | 437 | 345 | 278 | 181 | 140 | 139 | 117 | 118 | 89 | 80 | 44 | 19 | 5 | ... |
| | Females | 4307 | 1363 | 96 | 79 | 91 | 89 | 93 | 92 | 87 | 297 | 449 | 325 | 229 | 171 | 161 | 178 | 126 | 95 | 79 | 51 | 27 | 19 | 7 | 3 |

Hobart, South :

| | | | | | | | | | | | | | | | | | | | | | | | | | |
|-------------|-------------|------|------|-----|-----|-----|-----|-----|-----|-----|-----|-----|-----|-----|-----|-----|-----|-----|-----|-----|-----|-----|-----|-----|-----|
| Unmarried | { Males ... | 2467 | 1235 | 70 | 80 | 63 | 54 | 77 | 60 | 76 | 258 | 247 | 120 | 50 | 25 | 23 | 7 | 8 | 5 | 4 | 3 | 2 | ... | ... | ... |
| | { Females | 2589 | 1233 | 84 | 87 | 100 | 77 | 87 | 96 | 103 | 270 | 178 | 88 | 50 | 44 | 27 | 25 | 13 | 11 | 5 | 3 | 1 | 1 | 1 | ... |
| Married ... | { Males ... | 1223 | ... | ... | ... | ... | ... | 1 | 2 | 4 | 49 | 216 | 217 | 190 | 138 | 98 | 87 | 69 | 65 | 42 | 23 | 14 | 8 | ... | ... |
| | { Females | 1100 | ... | ... | ... | ... | ... | 4 | 5 | 14 | 96 | 215 | 200 | 130 | 120 | 111 | 66 | 57 | 46 | 20 | 8 | 6 | ... | 2 | ... |
| Widowed .. | { Males ... | 116 | ... | ... | ... | ... | ... | ... | ... | ... | 1 | 5 | 7 | 8 | 7 | 8 | 8 | 13 | 11 | 11 | 17 | 7 | 5 | 8 | ... |
| | { Females | 279 | ... | ... | ... | ... | ... | ... | ... | 1 | 2 | 6 | 10 | 13 | 23 | 31 | 24 | 39 | 32 | 34 | 30 | 16 | 16 | 2 | ... |
| Divorced... | { Males ... | 2 | ... | ... | ... | ... | ... | ... | ... | ... | ... | ... | ... | 1 | ... | ... | ... | ... | 1 | ... | ... | ... | ... | ... | ... |
| | { Females | ... | ... | ... | ... | ... | ... | ... | ... | ... | ... | ... | ... | ... | ... | ... | ... | ... | ... | ... | ... | ... | ... | ... | ... |
| Unspecified | { Males ... | ... | ... | ... | ... | ... | ... | ... | ... | ... | ... | ... | ... | ... | ... | ... | ... | ... | ... | ... | ... | ... | ... | ... | ... |
| | { Females | 4 | ... | ... | ... | ... | ... | ... | ... | ... | ... | ... | ... | ... | ... | ... | ... | ... | ... | ... | ... | ... | ... | ... | 4 |
| Total | { Males ... | 3808 | 1235 | 70 | 80 | 63 | 54 | 78 | 62 | 80 | 308 | 468 | 344 | 249 | 170 | 129 | 102 | 90 | 82 | 57 | 43 | 23 | 13 | 8 | ... |
| | { Females | 3972 | 1238 | 84 | 87 | 100 | 77 | 91 | 101 | 118 | 368 | 399 | 298 | 193 | 187 | 169 | 115 | 109 | 89 | 59 | 41 | 23 | 17 | 5 | 4 |

Hobart, West :

| | | | | | | | | | | | | | | | | | | | | | | | | | |
|-------------|-----------|------|------|-----|-----|-----|-----|-----|-----|-----|-----|-----|-----|-----|-----|-----|-----|-----|-----|-----|-----|-----|-----|-----|-----|
| Unmarried | Males ... | 2671 | 1577 | 111 | 95 | 72 | 79 | 76 | 68 | 64 | 215 | 157 | 54 | 30 | 20 | 14 | 9 | 11 | 8 | 6 | 3 | 2 | ... | ... | ... |
| | Females | 2718 | 1595 | 88 | 78 | 88 | 75 | 84 | 68 | 73 | 210 | 135 | 72 | 53 | 28 | 26 | 18 | 8 | 9 | 5 | 4 | 1 | ... | ... | ... |
| Married ... | Males ... | 1309 | ... | ... | ... | ... | ... | ... | ... | 2 | 69 | 207 | 206 | 199 | 144 | 114 | 95 | 85 | 22 | 40 | 44 | 20 | 10 | 2 | ... |
| | Females | 1411 | ... | ... | ... | ... | ... | 2 | 9 | 20 | 143 | 253 | 259 | 189 | 145 | 96 | 107 | 69 | 62 | 23 | 15 | 12 | 4 | 3 | ... |
| Widowed .. | Males ... | 113 | ... | ... | ... | ... | ... | ... | 1 | ... | ... | 2 | 4 | 7 | 1 | 5 | 7 | 9 | 24 | 13 | 19 | 6 | 11 | 4 | ... |
| | Females | 371 | ... | ... | ... | ... | ... | ... | ... | ... | 4 | 8 | 16 | 20 | 20 | 34 | 43 | 48 | 62 | 43 | 38 | 23 | 11 | 1 | ... |
| Divorced... | Males ... | 3 | ... | ... | ... | ... | ... | ... | ... | ... | ... | 1 | 1 | ... | 1 | ... | ... | ... | ... | ... | ... | ... | ... | ... | ... |
| | Females | ... | ... | ... | ... | ... | ... | ... | ... | ... | ... | ... | ... | ... | ... | ... | ... | ... | ... | ... | ... | ... | ... | ... | ... |
| Unspecified | Males ... | 1 | ... | ... | ... | ... | ... | ... | ... | ... | ... | ... | ... | ... | ... | ... | ... | ... | ... | ... | ... | ... | ... | ... | 1 |
| | Females | 1 | ... | ... | ... | ... | ... | ... | ... | ... | ... | ... | ... | ... | 1 | ... | ... | ... | ... | ... | ... | ... | ... | ... | ... |
| Total | Males ... | 4097 | 1577 | 111 | 95 | 72 | 79 | 76 | 69 | 66 | 284 | 367 | 265 | 236 | 166 | 133 | 111 | 105 | 104 | 59 | 66 | 28 | 21 | 6 | 1 |
| | Females | 4501 | 1595 | 88 | 78 | 88 | 75 | 86 | 77 | 93 | 357 | 396 | 347 | 62 | 194 | 156 | 168 | 125 | 133 | 71 | 57 | 36 | 15 | 4 | ... |

TABLE VI.—Showing the Conjugal Condition of Males and Females of different Ages in each District—*continued*.

| Electoral Districts. | All Ages. | Under 14. | 14 - 15. | 15 - 16. | 16 - 17. | 17 - 18. | 18 - 19. | 19 - 20. | 20 - 21. | 21 - 25. | 25 - 30. | 30 - 35. | 35 - 40. | 40 - 45. | 45 - 50. | 50 - 55. | 55 - 60. | 60 - 65. | 65 - 70. | 70 - 75. | 75 - 80. | 80 - 85. | 85 and upwards. | Unspecified. |
|---------------------------|-----------|-----------|----------|----------|----------|----------|----------|----------|----------|----------|----------|----------|----------|----------|----------|----------|----------|----------|----------|----------|----------|----------|-----------------|--------------|
| <i>Kingborough:</i> | | | | | | | | | | | | | | | | | | | | | | | | |
| Unmarried { Males ... | 2654 | 1526 | 103 | 92 | 86 | 67 | 74 | 66 | 57 | 223 | 178 | 68 | 25 | 12 | 11 | 14 | 10 | 14 | 9 | 11 | 7 | 1 | ... | ... |
| { Females ... | 2446 | 1510 | 84 | 77 | 77 | 90 | 60 | 58 | 67 | 174 | 116 | 57 | 15 | 24 | 13 | 7 | 4 | 4 | 2 | 5 | 1 | ... | 1 | ... |
| Married ... { Males ... | 1110 | ... | ... | ... | ... | ... | ... | ... | 3 | 42 | 129 | 157 | 163 | 108 | 91 | 96 | 79 | 84 | 74 | 44 | 26 | 8 | 6 | ... |
| { Females ... | 1163 | ... | ... | 1 | 1 | 2 | 1 | 7 | 8 | 92 | 189 | 207 | 138 | 116 | 108 | 96 | 82 | 62 | 17 | 19 | 15 | 1 | 1 | ... |
| Widowed ... { Males ... | 103 | ... | ... | ... | ... | ... | ... | ... | ... | ... | 4 | ... | 2 | 2 | 5 | 10 | 4 | 9 | 16 | 21 | 18 | 7 | 5 | ... |
| { Females ... | 213 | ... | ... | ... | ... | ... | ... | ... | ... | 1 | 3 | 10 | 13 | 17 | 18 | 27 | 29 | 29 | 22 | 23 | 12 | 8 | 1 | ... |
| Divorced... { Males ... | ... | ... | ... | ... | ... | ... | ... | ... | ... | ... | ... | ... | ... | ... | ... | ... | ... | ... | ... | ... | ... | ... | ... | ... |
| { Females ... | 1 | ... | ... | ... | ... | ... | ... | ... | ... | ... | ... | ... | ... | ... | 1 | ... | ... | ... | ... | ... | ... | ... | ... | ... |
| Unspecified { Males ... | ... | ... | ... | ... | ... | ... | ... | ... | ... | ... | ... | ... | ... | ... | ... | ... | ... | ... | ... | ... | ... | ... | ... | ... |
| { Females ... | ... | ... | ... | ... | ... | ... | ... | ... | ... | ... | ... | ... | ... | ... | ... | ... | ... | ... | ... | ... | ... | ... | ... | ... |
| Total { Males ... | 3867 | 1526 | 103 | 92 | 86 | 67 | 74 | 66 | 60 | 265 | 311 | 225 | 190 | 122 | 107 | 120 | 93 | 107 | 99 | 76 | 51 | 16 | 11 | ... |
| { Females ... | 3823 | 1510 | 84 | 78 | 78 | 92 | 61 | 65 | 75 | 267 | 308 | 274 | 166 | 157 | 140 | 130 | 115 | 95 | 41 | 47 | 28 | 9 | 3 | ... |
| <i>Launceston, North:</i> | | | | | | | | | | | | | | | | | | | | | | | | |
| Unmarried { Males ... | 2603 | 1250 | 79 | 63 | 75 | 71 | 75 | 68 | 79 | 247 | 216 | 109 | 66 | 32 | 25 | 13 | 15 | 9 | 29 | 34 | 25 | 15 | 8 | ... |
| { Females ... | 2261 | 1176 | 70 | 80 | 67 | 62 | 91 | 86 | 79 | 252 | 156 | 62 | 29 | 15 | 16 | 9 | 6 | 1 | 1 | 1 | 2 | ... | 2 | ... |
| Married ... { Males ... | 1119 | ... | ... | ... | ... | ... | ... | 1 | 4 | 56 | 150 | 196 | 152 | 128 | 125 | 94 | 62 | 58 | 49 | 26 | 12 | 4 | 2 | ... |
| { Females ... | 1156 | ... | ... | ... | ... | 1 | 9 | 7 | 16 | 114 | 231 | 189 | 141 | 115 | 115 | 69 | 68 | 39 | 22 | 14 | 2 | 2 | 2 | ... |
| Widowed ... { Males ... | 177 | ... | ... | ... | ... | ... | ... | ... | ... | 5 | 5 | 10 | 12 | 10 | 12 | 13 | 13 | 19 | 21 | 28 | 25 | 6 | 3 | ... |
| { Females ... | 282 | ... | ... | ... | ... | ... | ... | ... | ... | 5 | 10 | 14 | 10 | 21 | 34 | 21 | 35 | 33 | 34 | 30 | 16 | 11 | 8 | ... |
| Divorced... { Males ... | 3 | ... | ... | ... | ... | ... | ... | ... | 1 | ... | 1 | ... | ... | ... | ... | ... | 1 | ... | ... | ... | ... | ... | ... | ... |
| { Females ... | 1 | ... | ... | ... | ... | ... | ... | ... | ... | ... | ... | ... | ... | ... | ... | ... | 1 | ... | ... | ... | ... | ... | ... | ... |
| Unspecified { Males ... | 1 | ... | ... | ... | ... | ... | ... | ... | ... | ... | ... | ... | ... | ... | ... | ... | ... | 1 | ... | ... | ... | ... | ... | ... |
| { Females ... | 1 | ... | ... | ... | ... | ... | ... | ... | ... | ... | ... | ... | ... | ... | ... | ... | ... | ... | ... | ... | ... | ... | ... | 1 |
| Total { Males ... | 3903 | 1250 | 79 | 63 | 75 | 71 | 75 | 69 | 84 | 303 | 372 | 315 | 230 | 170 | 162 | 120 | 91 | 87 | 99 | 88 | 62 | 25 | 13 | ... |
| { Females ... | 3701 | 1176 | 70 | 80 | 67 | 63 | 100 | 93 | 95 | 371 | 397 | 265 | 180 | 151 | 165 | 99 | 110 | 73 | 57 | 45 | 20 | 13 | 10 | 1 |
| <i>Launceston, South:</i> | | | | | | | | | | | | | | | | | | | | | | | | |
| Unmarried { Males ... | 2966 | 1724 | 101 | 100 | 94 | 81 | 94 | 82 | 93 | 258 | 164 | 60 | 33 | 22 | 17 | 10 | 6 | 6 | 4 | 9 | 2 | 5 | 1 | ... |
| { Females ... | 3255 | 1760 | 112 | 93 | 113 | 115 | 114 | 114 | 98 | 297 | 198 | 95 | 58 | 31 | 24 | 13 | 8 | 3 | 2 | 2 | 5 | ... | ... | ... |
| Married ... { Males ... | 1397 | ... | ... | ... | ... | ... | ... | ... | 2 | 56 | 215 | 223 | 178 | 164 | 122 | 109 | 92 | 80 | 68 | 50 | 23 | 14 | 1 | ... |
| { Females ... | 1511 | ... | ... | ... | ... | ... | 6 | 8 | 18 | 131 | 285 | 257 | 190 | 166 | 113 | 123 | 88 | 57 | 41 | 20 | 5 | 3 | ... | ... |
| Widowed... { Males ... | 129 | ... | ... | ... | ... | ... | ... | ... | ... | 1 | 4 | 10 | 11 | 5 | 8 | 9 | 14 | 9 | 13 | 14 | 15 | 10 | 6 | ... |
| { Females ... | 343 | ... | ... | ... | ... | ... | ... | ... | ... | 2 | 5 | 15 | 18 | 25 | 32 | 40 | 50 | 41 | 33 | 21 | 16 | 5 | ... | ... |
| Divorced... { Males ... | 2 | ... | ... | ... | ... | ... | ... | ... | ... | ... | ... | 1 | ... | ... | ... | ... | 1 | ... | ... | ... | ... | ... | ... | ... |
| { Females ... | 1 | ... | ... | ... | ... | ... | ... | ... | ... | ... | ... | ... | ... | 1 | ... | ... | ... | ... | ... | ... | ... | ... | ... | ... |
| Unspecified { Males ... | ... | ... | ... | ... | ... | ... | ... | ... | ... | ... | ... | ... | ... | ... | ... | ... | ... | ... | ... | ... | ... | ... | ... | ... |
| { Females ... | ... | ... | ... | ... | ... | ... | ... | ... | ... | ... | ... | ... | ... | ... | ... | ... | ... | ... | ... | ... | ... | ... | ... | ... |
| Total { Males ... | 4494 | 1724 | 101 | 100 | 94 | 81 | 94 | 82 | 95 | 315 | 383 | 294 | 222 | 191 | 147 | 128 | 113 | 95 | 85 | 73 | 40 | 29 | 8 | ... |
| { Females ... | 5110 | 1760 | 112 | 93 | 113 | 115 | 120 | 122 | 116 | 430 | 488 | 367 | 266 | 223 | 169 | 176 | 136 | 110 | 84 | 55 | 31 | 19 | 5 | ... |

Longford:

| | | | | | | | | | | | | | | | | | | | | | | | | | |
|-------------|-------------|------|-----|-----|-----|-----|-----|-----|-----|-----|-----|-----|-----|-----|-----|-----|-----|-----|-----|-----|-----|-----|-----|-----|-----|
| Unmarried | { Males ... | 997 | 559 | 38 | 34 | 33 | 24 | 31 | 28 | 33 | 73 | 55 | 23 | 12 | 13 | 4 | 8 | 6 | 7 | 7 | 5 | 3 | 1 | ... | ... |
| | { Females | 999 | 614 | 38 | 22 | 29 | 30 | 28 | 33 | 13 | 69 | 48 | 27 | 10 | 7 | 8 | 5 | 5 | 1 | 6 | 3 | 2 | ... | 1 | ... |
| Married ... | { Males ... | 484 | ... | ... | ... | ... | ... | 2 | 1 | ... | 11 | 48 | 82 | 62 | 47 | 44 | 41 | 34 | 32 | 31 | 19 | 22 | 4 | 4 | ... |
| | { Females | 482 | ... | ... | ... | ... | ... | ... | 1 | 10 | 38 | 75 | 70 | 64 | 45 | 51 | 48 | 24 | 23 | 14 | 11 | 5 | 2 | 1 | ... |
| Widowed... | { Males ... | 52 | ... | ... | ... | ... | ... | ... | ... | ... | 1 | ... | ... | ... | ... | 3 | 6 | 2 | 6 | 9 | 12 | 3 | 5 | 5 | ... |
| | { Females | 110 | ... | ... | ... | ... | ... | ... | 1 | 3 | 1 | ... | 3 | 5 | 12 | 10 | 11 | 11 | 16 | 11 | 13 | 5 | 7 | 1 | ... |
| Divorced... | { Males ... | 2 | ... | ... | ... | ... | ... | ... | ... | ... | ... | 1 | ... | ... | ... | ... | ... | ... | 1 | ... | ... | ... | ... | ... | ... |
| | { Females | ... | ... | ... | ... | ... | ... | ... | ... | ... | ... | ... | ... | ... | ... | ... | ... | ... | ... | ... | ... | ... | ... | ... | ... |
| Unspecified | { Males ... | ... | ... | ... | ... | ... | ... | ... | ... | ... | ... | ... | ... | ... | ... | ... | ... | ... | ... | ... | ... | ... | ... | ... | ... |
| | { Females | ... | ... | ... | ... | ... | ... | ... | ... | ... | ... | ... | ... | ... | ... | ... | ... | ... | ... | ... | ... | ... | ... | ... | ... |
| Total | { Males ... | 1535 | 559 | 38 | 34 | 33 | 24 | 33 | 29 | 33 | 84 | 105 | 105 | 74 | 60 | 51 | 55 | 42 | 46 | 47 | 36 | 28 | 10 | 9 | ... |
| | { Females | 1591 | 614 | 38 | 22 | 29 | 30 | 28 | 34 | 24 | 108 | 126 | 100 | 79 | 64 | 69 | 64 | 40 | 40 | 31 | 27 | 12 | 9 | 3 | ... |

New Norfolk:

| | | | | | | | | | | | | | | | | | | | | | | | | | |
|-------------|-------------|------|-----|-----|-----|-----|-----|-----|-----|-----|-----|-----|-----|-----|-----|-----|-----|-----|-----|-----|-----|-----|-----|-----|-----|
| Unmarried | { Males ... | 1481 | 790 | 58 | 38 | 39 | 38 | 35 | 34 | 28 | 119 | 75 | 47 | 32 | 28 | 15 | 17 | 15 | 21 | 17 | 25 | 7 | 3 | ... | ... |
| | { Females | 1226 | 763 | 47 | 27 | 26 | 36 | 32 | 36 | 22 | 71 | 57 | 34 | 25 | 10 | 7 | 9 | 7 | 5 | 4 | 3 | 4 | 1 | ... | ... |
| Married ... | { Males ... | 650 | ... | ... | ... | ... | 1 | ... | ... | ... | 17 | 79 | 103 | 69 | 76 | 64 | 52 | 43 | 46 | 36 | 37 | 15 | 9 | 3 | ... |
| | { Females | 668 | ... | ... | ... | 1 | 1 | 3 | 4 | 3 | 43 | 95 | 115 | 88 | 63 | 69 | 53 | 54 | 38 | 16 | 14 | 6 | 1 | 1 | ... |
| Widowed . | { Males ... | 105 | ... | ... | ... | ... | ... | ... | ... | ... | ... | 3 | 4 | 4 | 4 | 2 | 7 | 11 | 13 | 17 | 17 | 15 | 6 | 2 | ... |
| | { Females | 111 | ... | ... | ... | ... | ... | ... | ... | ... | 1 | ... | 6 | 3 | 9 | 6 | 8 | 14 | 22 | 13 | 16 | 6 | 4 | 3 | ... |
| Divorced .. | { Males ... | 1 | ... | ... | ... | ... | ... | ... | ... | ... | ... | ... | 1 | ... | ... | ... | ... | ... | ... | ... | ... | ... | ... | ... | ... |
| | { Females | ... | ... | ... | ... | ... | ... | ... | ... | ... | ... | ... | ... | ... | ... | ... | ... | ... | ... | ... | ... | ... | ... | ... | ... |
| Unspecified | { Males ... | 11 | ... | ... | ... | ... | ... | ... | ... | ... | ... | ... | 1 | ... | ... | ... | 1 | 1 | ... | 1 | 2 | 3 | 2 | ... | ... |
| | { Females | ... | ... | ... | ... | ... | ... | ... | ... | ... | ... | ... | ... | ... | ... | ... | ... | ... | ... | ... | ... | ... | ... | ... | ... |
| Total | { Males ... | 2248 | 790 | 58 | 38 | 39 | 38 | 36 | 34 | 28 | 136 | 157 | 156 | 105 | 108 | 81 | 77 | 70 | 80 | 71 | 81 | 40 | 20 | 5 | ... |
| | { Females | 2005 | 763 | 47 | 27 | 27 | 37 | 35 | 40 | 25 | 115 | 152 | 155 | 116 | 82 | 82 | 70 | 75 | 65 | 33 | 33 | 16 | 6 | 4 | ... |

Outlands:

| | | | | | | | | | | | | | | | | | | | | | | | | | |
|-------------|-------------|------|-----|-----|-----|-----|-----|-----|-----|-----|-----|-----|-----|-----|-----|-----|-----|-----|-----|-----|-----|-----|-----|-----|-----|
| Unmarried | { Males ... | 1192 | 689 | 33 | 32 | 30 | 32 | 23 | 30 | 27 | 111 | 76 | 33 | 16 | 12 | 8 | 8 | 10 | 6 | 7 | 5 | 3 | 1 | ... | ... |
| | { Females | 1067 | 721 | 36 | 32 | 30 | 30 | 26 | 16 | 23 | 68 | 47 | 15 | 9 | 3 | 4 | 2 | 3 | 1 | 1 | ... | ... | ... | ... | ... |
| Married ... | { Males ... | 468 | ... | ... | ... | ... | ... | ... | ... | 1 | 18 | 56 | 86 | 61 | 50 | 43 | 26 | 27 | 32 | 35 | 21 | 3 | 9 | ... | ... |
| | { Females | 472 | ... | ... | ... | ... | 1 | 2 | ... | 4 | 43 | 82 | 96 | 58 | 50 | 40 | 34 | 24 | 19 | 7 | 9 | 3 | ... | ... | ... |
| Widowed . | { Males ... | 50 | ... | ... | ... | ... | ... | ... | ... | ... | ... | 2 | ... | 3 | 3 | 3 | 2 | 6 | 5 | 9 | 9 | 5 | 3 | ... | ... |
| | { Females | 80 | ... | ... | ... | ... | ... | ... | ... | ... | 1 | 3 | 1 | 5 | 6 | 7 | 12 | 14 | 7 | 7 | 8 | 3 | 5 | 1 | ... |
| Divorced .. | { Males ... | 1 | ... | ... | ... | ... | ... | ... | ... | ... | ... | ... | ... | ... | ... | ... | ... | 1 | ... | ... | ... | ... | ... | ... | ... |
| | { Females | ... | ... | ... | ... | ... | ... | ... | ... | ... | ... | ... | ... | ... | ... | ... | ... | ... | ... | ... | ... | ... | ... | ... | ... |
| Unspecified | { Males ... | ... | ... | ... | ... | ... | ... | ... | ... | ... | ... | ... | ... | ... | ... | ... | ... | ... | ... | ... | ... | ... | ... | ... | ... |
| | { Females | ... | ... | ... | ... | ... | ... | ... | ... | ... | ... | ... | ... | ... | ... | ... | ... | ... | ... | ... | ... | ... | ... | ... | ... |
| Total | { Males ... | 1711 | 689 | 33 | 32 | 30 | 32 | 23 | 30 | 28 | 129 | 132 | 121 | 77 | 65 | 54 | 37 | 40 | 44 | 47 | 35 | 15 | 15 | 3 | ... |
| | { Females | 1619 | 721 | 36 | 32 | 30 | 31 | 28 | 16 | 27 | 112 | 132 | 112 | 72 | 59 | 51 | 48 | 41 | 27 | 15 | 17 | 6 | 5 | 1 | ... |

Richmond:

| | | | | | | | | | | | | | | | | | | | | | | | | | |
|-------------|-------------|------|-----|-----|-----|-----|-----|-----|-----|-----|-----|-----|-----|-----|-----|-----|-----|-----|-----|-----|-----|-----|-----|-----|-----|
| Unmarried | { Males ... | 929 | 524 | 36 | 25 | 22 | 24 | 27 | 15 | 26 | 76 | 73 | 24 | 21 | 13 | 8 | 4 | 1 | 4 | 3 | 3 | ... | ... | ... | ... |
| | { Females | 774 | 507 | 25 | 23 | 27 | 22 | 26 | 15 | 16 | 45 | 34 | 14 | 6 | 7 | 2 | 2 | 1 | 2 | ... | ... | ... | ... | ... | ... |
| Married ... | { Males ... | 391 | ... | ... | ... | ... | 1 | ... | ... | ... | 7 | 51 | 69 | 58 | 49 | 29 | 26 | 17 | 28 | 20 | 14 | 12 | 7 | 3 | ... |
| | { Females | 367 | ... | ... | ... | 1 | ... | 2 | 2 | 7 | 21 | 70 | 71 | 56 | 28 | 27 | 27 | 21 | 15 | 10 | 4 | 4 | 1 | ... | ... |
| Widowed . | { Males ... | 39 | ... | ... | ... | ... | ... | ... | ... | ... | ... | 1 | 2 | 1 | 2 | 5 | ... | 2 | 3 | 4 | 9 | 6 | 3 | 1 | ... |
| | { Females | 61 | ... | ... | ... | ... | ... | ... | ... | ... | ... | 1 | ... | 3 | 4 | 3 | 5 | 9 | 10 | 8 | 6 | 7 | 3 | 2 | ... |
| Divorced .. | { Males ... | ... | ... | ... | ... | ... | ... | ... | ... | ... | ... | ... | ... | ... | ... | ... | ... | ... | ... | ... | ... | ... | ... | ... | ... |
| | { Females | ... | ... | ... | ... | ... | ... | ... | ... | ... | ... | ... | ... | ... | ... | ... | ... | ... | ... | ... | ... | ... | ... | ... | ... |
| Unspecified | { Males ... | ... | ... | ... | ... | ... | ... | ... | ... | ... | ... | ... | ... | ... | ... | ... | ... | ... | ... | ... | ... | ... | ... | ... | ... |
| | { Females | ... | ... | ... | ... | ... | ... | ... | ... | ... | ... | ... | ... | ... | ... | ... | ... | ... | ... | ... | ... | ... | ... | ... | ... |
| Total | { Males ... | 1359 | 524 | 36 | 25 | 22 | 24 | 28 | 15 | 26 | 83 | 125 | 95 | 80 | 64 | 42 | 30 | 20 | 35 | 27 | 26 | 18 | 10 | 4 | ... |
| | { Females | 1202 | 507 | 25 | 23 | 28 | 22 | 28 | 17 | 23 | 66 | 105 | 85 | 65 | 39 | 32 | 34 | 31 | 27 | 18 | 10 | 11 | 4 | 2 | ... |

TABLE VI.—Showing the Conjugal Condition of Males and Females of different Ages in each District—*continued*.

| Electoral Districts. | All Ages. | Under 14. | 14 - 15. | 15 - 16. | 16 - 17. | 17 - 18. | 18 - 19. | 19 - 20. | 20 - 21. | 21 - 25. | 25 - 30. | 30 - 35. | 35 - 40. | 40 - 45. | 45 - 50. | 50 - 55. | 55 - 60. | 60 - 65. | 65 - 70. | 70 - 75. | 75 - 80. | 80 - 85. | 85 and up-wards. | Unspecified. | |
|----------------------|-----------|-----------|----------|----------|----------|----------|----------|----------|----------|----------|----------|----------|----------|----------|----------|----------|----------|----------|----------|----------|----------|----------|------------------|--------------|-----|
| <i>Ringarooma :</i> | | | | | | | | | | | | | | | | | | | | | | | | | |
| Unmarried | Males.... | 1997 | 927 | 46 | 40 | 43 | 32 | 37 | 39 | 52 | 168 | 178 | 112 | 62 | 79 | 44 | 67 | 41 | 18 | 5 | 2 | 3 | 1 | ... | 1 |
| | Females | 1215 | 872 | 42 | 35 | 30 | 26 | 30 | 21 | 28 | 66 | 36 | 7 | 8 | 5 | 3 | 3 | 1 | ... | 2 | ... | ... | ... | ... | ... |
| Married.... | Males.... | 849 | ... | ... | ... | ... | ... | ... | ... | 2 | 38 | 102 | 165 | 127 | 145 | 73 | 72 | 65 | 30 | 15 | 13 | 2 | ... | ... | |
| | Females | 634 | ... | ... | ... | 1 | 6 | 3 | 16 | 76 | 139 | 127 | 81 | 69 | 51 | 23 | 26 | 8 | 3 | 5 | ... | ... | ... | ... | |
| Widowed... | Males.... | 62 | ... | ... | ... | ... | ... | ... | ... | 1 | 1 | 2 | 6 | 4 | 3 | 10 | 7 | 8 | 13 | 5 | 2 | ... | ... | ... | |
| | Females | 54 | ... | ... | ... | ... | ... | ... | ... | 1 | 1 | 2 | 3 | 8 | 6 | 12 | 5 | 7 | 2 | 3 | 1 | 2 | 1 | ... | |
| Divorced.... | Males.... | 2 | ... | ... | ... | ... | ... | ... | ... | ... | ... | ... | ... | ... | 1 | 1 | ... | ... | ... | ... | ... | ... | ... | ... | |
| | Females | ... | ... | ... | ... | ... | ... | ... | ... | ... | ... | ... | ... | ... | ... | ... | ... | ... | ... | ... | ... | ... | ... | ... | |
| Unspecified | Males.... | ... | ... | ... | ... | ... | ... | ... | ... | ... | ... | ... | ... | ... | ... | ... | ... | ... | ... | ... | ... | ... | ... | ... | |
| | Females | 1 | ... | ... | ... | ... | ... | ... | ... | ... | ... | 1 | ... | ... | ... | ... | ... | ... | ... | ... | ... | ... | ... | ... | |
| Total..... | Males.... | 2910 | 927 | 46 | 40 | 43 | 32 | 37 | 39 | 54 | 207 | 281 | 279 | 195 | 228 | 121 | 150 | 113 | 56 | 33 | 20 | 7 | 1 | ... | 1 |
| | Females | 1904 | 872 | 42 | 35 | 30 | 27 | 36 | 24 | 44 | 143 | 176 | 137 | 92 | 82 | 60 | 38 | 32 | 15 | 7 | 8 | 1 | 2 | 1 | ... |
| <i>Selby :</i> | | | | | | | | | | | | | | | | | | | | | | | | | |
| Unmarried | Males.... | 1408 | 846 | 41 | 42 | 38 | 43 | 38 | 34 | 27 | 105 | 73 | 41 | 23 | 15 | 9 | 10 | 8 | 3 | 7 | 3 | 2 | ... | ... | ... |
| | Females | 1220 | 828 | 45 | 31 | 37 | 38 | 32 | 34 | 24 | 66 | 35 | 22 | 12 | 7 | 2 | 4 | 2 | 1 | ... | ... | ... | ... | ... | ... |
| Married.... | Males.... | 658 | ... | ... | ... | ... | ... | ... | ... | 2 | 22 | 84 | 119 | 108 | 66 | 70 | 50 | 35 | 33 | 33 | 22 | 8 | 5 | 1 | ... |
| | Females | 641 | ... | ... | ... | 1 | 3 | 3 | 5 | 54 | 128 | 111 | 109 | 62 | 44 | 31 | 35 | 34 | 9 | 10 | 2 | ... | ... | ... | |
| Widowed... | Males.... | 67 | ... | ... | ... | ... | ... | ... | ... | ... | ... | ... | 1 | 3 | 2 | 12 | 13 | 6 | 13 | 7 | 5 | 4 | 1 | ... | |
| | Females | 82 | ... | ... | ... | ... | ... | ... | ... | 3 | 2 | 3 | 4 | 6 | 5 | 11 | 10 | 8 | 10 | 5 | 9 | 5 | 1 | ... | |
| Divorced.... | Males.... | ... | ... | ... | ... | ... | ... | ... | ... | ... | ... | ... | ... | ... | ... | ... | ... | ... | ... | ... | ... | ... | ... | ... | |
| | Females | ... | ... | ... | ... | ... | ... | ... | ... | ... | ... | ... | ... | ... | ... | ... | ... | ... | ... | ... | ... | ... | ... | ... | |
| Unspecified | Males.... | 1 | ... | ... | ... | ... | ... | ... | ... | ... | ... | ... | 1 | ... | ... | ... | ... | ... | ... | ... | ... | ... | ... | ... | |
| | Females | ... | ... | ... | ... | ... | ... | ... | ... | ... | ... | ... | ... | ... | ... | ... | ... | ... | ... | ... | ... | ... | ... | ... | |
| Total..... | Males.... | 2134 | 846 | 41 | 42 | 38 | 43 | 38 | 34 | 29 | 127 | 157 | 160 | 133 | 84 | 81 | 72 | 56 | 42 | 53 | 32 | 15 | 9 | 2 | ... |
| | Females | 1943 | 828 | 45 | 31 | 37 | 39 | 35 | 37 | 29 | 123 | 165 | 136 | 125 | 75 | 51 | 46 | 47 | 43 | 19 | 15 | 11 | 5 | 1 | ... |
| <i>Sorell :</i> | | | | | | | | | | | | | | | | | | | | | | | | | |
| Unmarried | Males.... | 1555 | 811 | 58 | 42 | 39 | 33 | 58 | 52 | 31 | 120 | 146 | 84 | 30 | 16 | 7 | 7 | 5 | 2 | 3 | 4 | 4 | 1 | 2 | ... |
| | Females | 1289 | 776 | 50 | 41 | 50 | 40 | 43 | 28 | 19 | 103 | 64 | 39 | 12 | 9 | 3 | 4 | 2 | 2 | 1 | 3 | ... | ... | ... | ... |
| Married.... | Males.... | 586 | ... | ... | ... | ... | ... | 1 | 1 | 19 | 64 | 89 | 96 | 55 | 62 | 42 | 36 | 50 | 26 | 24 | 10 | 7 | 4 | ... | |
| | Females | 569 | ... | ... | 1 | 3 | 4 | 3 | 9 | 50 | 97 | 80 | 78 | 71 | 46 | 34 | 31 | 38 | 10 | 11 | 2 | 1 | ... | ... | |
| Widowed... | Males.... | 74 | ... | ... | ... | ... | ... | ... | ... | ... | 1 | 2 | 7 | 7 | 4 | 4 | 4 | 9 | 8 | 17 | 6 | 4 | 1 | ... | |
| | Females | 108 | ... | ... | ... | ... | ... | ... | ... | 1 | 4 | 5 | 10 | 5 | 11 | 3 | 14 | 11 | 19 | 19 | 5 | 1 | ... | ... | |
| Divorced... | Males.... | ... | ... | ... | ... | ... | ... | ... | ... | ... | ... | ... | ... | ... | ... | ... | ... | ... | ... | ... | ... | ... | ... | ... | |
| | Females | ... | ... | ... | ... | ... | ... | ... | ... | ... | ... | ... | ... | ... | ... | ... | ... | ... | ... | ... | ... | ... | ... | ... | |
| Unspecified | Males.... | 2 | ... | ... | ... | ... | ... | ... | ... | 1 | 1 | ... | ... | ... | ... | ... | ... | ... | ... | ... | ... | ... | ... | ... | |
| | Females | ... | ... | ... | ... | ... | ... | ... | ... | ... | ... | ... | ... | ... | ... | ... | ... | ... | ... | ... | ... | ... | ... | ... | |
| Total..... | Males.... | 2217 | 811 | 58 | 42 | 39 | 33 | 58 | 53 | 32 | 140 | 212 | 175 | 133 | 78 | 73 | 53 | 45 | 61 | 37 | 45 | 20 | 12 | 7 | ... |
| | Females | 1966 | 776 | 50 | 41 | 51 | 43 | 47 | 31 | 28 | 154 | 165 | 124 | 100 | 85 | 60 | 41 | 47 | 51 | 30 | 33 | 7 | 2 | ... | ... |

Persons Divorced.

TABLE VII.—Return giving Particulars of those enumerated as Divorced.

MALES.

| District. | Number. | Where Born. | Religion. | Occupation. |
|------------------------|---------|-------------|-------------------|----------------------|
| Brighton..... | 1 | Ireland | Roman Catholic | Farmer, Agricultural |
| Cumberland | 1 | England | Church of England | Miner, Silver |
| Ditto | 1 | Ireland | Roman Catholic | Ditto |
| Deloraine | 1 | Tasmania | Church of England | Farmer, Agricultural |
| Fingal | 1 | England | Ditto | Farm Manager |
| Glamorgan | 1 | Germany | Roman Catholic | Farm Labourer |
| North Hobart | 1 | England | Church of England | Labourer (General) |
| Ditto | 1 | Ireland | Roman Catholic | Seaman |
| South Hobart..... | 1 | England | Church of England | Seed Merchant |
| Ditto | 1 | Tasmania | Ditto | Shop Assistant |
| West Hobart | 1 | Ditto | Roman Catholic | Boot-maker |
| Ditto | 1 | Ditto | Church of England | Labourer (Bush) |
| Ditto | 1 | Ditto | Ditto | Coach Builder |
| North Launceston..... | 1 | Ditto | Ditto | Labourer |
| Ditto | 1 | England | Presbyterian | Annuitant |
| Ditto | 1 | Scotland | Congregational | Engineer |
| South Launceston | 1 | Tasmania | Roman Catholic | Labourer |
| Ditto | 1 | Ireland | Ditto | Ditto |
| Longford..... | 1 | Tasmania | Baptist | Farmer, A. & P. |
| Ditto | 1 | Ditto | Church of England | Carpenter |
| New Norfolk | 1 | Tasmania | Ditto | Bricklayer |
| Outlands..... | 1 | England | Ditto | Farmer, A. & P. |
| Ringarooma | 1 | Tasmania | Ditto | Mine Manager |
| Ditto | 1 | Ditto | Ditto | Mutton-birding |
| Westbury | 1 | England | Ditto | General Labourer |
| | 25 | | | |

FEMALES.

| | | | | |
|--------------------------|---|----------|---------------------|------------------|
| Brighton..... | 1 | Ireland | Roman Catholic | Dressmaker |
| Cumberland | 1 | Tasmania | Church of England | Domestic Servant |
| North Hobart | 1 | Ditto | Object | Housekeeper |
| Kingborough (Hobart) ... | 1 | England | Church of England | Domestic Servant |
| North Launceston..... | 1 | Tasmania | Ditto | House Owner |
| South Launceston | 1 | England | Christian Disciples | Mother |
| | 6 | | | |

T A S M A N I A.

C E N S U S 1 8 9 1.

PART IV.

B I R T H - P L A C E S.

Date of Enumeration, April 5, 1891.

PART IV.

B I R T H - P L A C E S.

| Table | Page |
|--|------|
| I. Return showing Persons born in different Countries at the three last Censuses | 71 |
| II. Return showing Persons born in different Countries, Census 1891 | 71 |
| III. Return showing Numbers and Proportions of Persons, Males, and Females, also the Number and Proportion of Adults, born in different Countries | 73 |
| IV. Return showing Birth-places of Persons, Males, and Females in Urban and Rural Districts, (Numerical)..... | 74 |
| V. Ditto, ditto, (Centesimal)..... | 75 |
| VI. Return showing Birth-place and Education in respect of all Persons three years of age and over | 76 |
| VII. Return showing Birth-places and Conjugal Conditions | 77 |
| VIII. Return showing Birth-places of Persons, Males, and Females in the several Electoral Districts..... | 78 |

CENSUS OF TASMANIA.

BIRTH-PLACES AT DIFFERENT CENSUS PERIODS.

TABLE I.—Showing the Numbers and Proportions of Persons born in different Countries, at the three last Censuses (1870, 1881, and 1891.)

| Birth-place. | Numerical. | | | Centesimal. | | |
|--------------------------------|------------|---------|---------|-------------|--------|--------|
| | 1870. | 1881. | 1891. | 1870. | 1881. | 1891. |
| Total | 99,328 | 115,705 | 146,667 | 100·00 | 100·34 | 100·43 |
| Total specified | 99,328 | 115,316 | 146,046 | 100·00 | 100·00 | 100·00 |
| <i>British Empire—</i> | | | | | | |
| Australasia | 60,912 | 83,978 | 115,229 | 61·32 | 72·82 | 78·90 |
| United Kingdom | 37,145 | 28,243 | 26,975 | 37·40 | 24·49 | 18·47 |
| Other British Possessions | 339 | 872 | 900 | 0·34 | 0·76 | 0·62 |
| Total British Empire | 98,396 | 113,093 | 143,104 | 99·06 | 98·07 | 97·99 |
| <i>Foreign Countries</i> | 932 | 2223 | 2939 | 0·94 | 1·93 | 2·01 |
| <i>Unspecified</i> | ... | 389 | 624 | ... | 0·34 | 0·43 |
| <i>British Empire—</i> | | | | | | |
| Australasia : | | | | | | |
| Tasmania | 59,119 | 79,991 | 107,901 | 59·52 | 69·36 | 73·88 |
| Other Australasian Colonies .. | 1793 | 3987 | 7328 | 1·80 | 3·46 | 5·02 |
| United Kingdom : | | | | | | |
| England and Wales | * | 17,367 | 17,443 | * | 15·61 | 11·95 |
| Scotland | * | 3744 | 3845 | * | 3·24 | 2·63 |
| Ireland | * | 7192 | 5687 | * | 6·24 | 3·89 |
| Other British Possessions | 339 | 872 | 900 | 0·34 | 0·76 | 0·62 |
| <i>Foreign Countries—</i> | | | | | | |
| Germany | * | 782 | 918 | * | 0·68 | 0·63 |
| France | * | 5 | 77 | * | 0·01 | 0·05 |
| Italy | * | 11 | 36 | * | 0·01 | 0·02 |
| China | * | 844 | 943 | * | 0·50 | 0·64 |
| Other Foreign Countries | * | 581 | 973 | * | 0·73 | 0·67 |

* Not ascertained.

Birth-Places, 1891.

TABLE II.—Showing in detail the Number of Persons, Males, and Females, who were born in different Countries.

| Birth-places. | Persons. | Males. | Females. |
|---|----------|--------|----------|
| All Countries, specified | 146,046 | 76,956 | 69,090 |
| British Empire, ditto | 143,104 | 74,559 | 68,545 |
| Foreign Countries, ditto | 2942 | 2397 | 545 |
| Unspecified | 621 | 604 | 17 |
| Total | 146,667 | 77,560 | 69,107 |
| British Empire. | | | |
| AUSTRALASIA— | | | |
| New South Wales (including Norfolk and Lord Howe Islands) | 1180 | 592 | 588 |
| Victoria | 4205 | 2301 | 1904 |
| Queensland | 203 | 98 | 105 |
| South Australia (including Northern Territory) | 674 | 364 | 310 |
| Western Australia | 69 | 35 | 34 |
| Tasmania | 107,901 | 54,323 | 53,578 |
| New Zealand | 963 | 537 | 426 |
| Fiji | 19 | 7 | 12 |
| Australia or Australasia (Colony not defined) | 15 | 10 | 5 |

TABLE II.—Showing in detail the Number of Persons, Males, and Females who were born in different Countries—*continued*.

| Birth-places. | Persons. | Males. | Females. |
|--|----------------|---------------|---------------|
| UNITED KINGDOM— | | | |
| England (including Scilly Isles and Isle of Man) | 17,127 | 10,710 | 6,417 |
| Wales (including Isle of Anglesey) | 316 | 195 | 121 |
| Scotland (including Shetland and Orkney Isles) | 3,845 | 2,134 | 1,711 |
| Ireland | 5,687 | 2,771 | 2,916 |
| MEDITERRANEAN— | | | |
| Gibraltar | 9 | 2 | 7 |
| Malta | 5 | 4 | 1 |
| ASIA— | | | |
| India (including Burmah) | 371 | 188 | 183 |
| Ceylon | 14 | 5 | 9 |
| Straits Settlements (Singapore, Penang, Malacca) | 3 | 1 | 2 |
| Hongkong | 1 | ... | 1 |
| AFRICA— | | | |
| Cape of Good Hope, or Cape Colony | 28 | 14 | 14 |
| Natal | 10 | 9 | 1 |
| Other South African Possessions | 18 | 4 | 14 |
| Mauritius and Dependencies (Seychelles Islands, &c.) | 8 | 1 | 7 |
| St. Helena | 1 | ... | 1 |
| AMERICA— | | | |
| Canada, Dominion of | 124 | 87 | 37 |
| Newfoundland | 11 | 7 | 4 |
| Bermudas | 1 | ... | 1 |
| British Guiana (Demerara, Berbice) | 4 | 3 | 1 |
| Honduras (including Belize) | 3 | 1 | 2 |
| WEST INDIES— | | | |
| Jamaica | 16 | 9 | 7 |
| Barbados | 4 | 3 | 1 |
| Trinidad | 2 | 2 | ... |
| Other British West Indies | 15 | 5 | 10 |
| Other British Possessions | 34 | 27 | 7 |
| British Subjects born at Sea | 162 | 88 | 74 |
| British Subjects, Birth-place not stated | 56 | 22 | 34 |
| Total British Empire | 143,104 | 74,559 | 68,545 |
| Foreign Countries and their Dependencies. | | | |
| EUROPE— | | | |
| German Empire (including Heligoland) | 918 | 589 | 329 |
| France (including Island of Corsica) | 77 | 53 | 24 |
| Russia (including Poland, Siberia, and Finland) | 38 | 33 | 5 |
| Austria, Austro-Hungary | 20 | 15 | 5 |
| Spain | 16 | 7 | 9 |
| Cuba (West Indies) | 1 | 1 | ... |
| Portugal | 18 | 17 | 1 |
| Azores | 2 | 2 | ... |
| Cape Verde Islands | 4 | 4 | ... |
| Goa | 3 | 3 | ... |
| Switzerland | 18 | 16 | 2 |
| Holland (Netherlands) | 11 | 8 | 3 |
| Other Dutch Possessions | 1 | 1 | ... |
| Belgium | 12 | 7 | 5 |
| Denmark | 137 | 83 | 54 |
| Balkan States—Roumania | 1 | 1 | ... |
| Turkey (including Asiatic) | 1 | 1 | ... |
| Greece (including Ionian Isles) | 8 | 5 | 3 |
| Sweden and Norway | 194 | 182 | 12 |
| Italy (including Island of Sardinia) | 36 | 34 | 2 |
| Europe (Country not stated) | 4 | 4 | ... |
| Total Foreign European Countries | 1,520 | 1,066 | 454 |
| ASIA— | | | |
| Chinese Empire (including Tartary) | 943 | 935 | 8 |
| Japan | 1 | ... | 1 |
| Arabia | 2 | 1 | 1 |
| Other Asiatic Countries | 123 | 120 | 3 |
| Total Foreign Asiatic Countries | 1,069 | 1,056 | 13 |

BIRTH-PLACES.

73

TABLE II.—Showing in detail the Number of Persons, Males, and Females who were born in different Countries—*continued*.

| Birth-places. | Persons. | Males. | Females. |
|---|----------|--------|----------|
| AFRICA— | | | |
| Egypt | 5 | 4 | 1 |
| Madagascar | 3 | 1 | 2 |
| Africa (Country not stated) | 8 | 4 | 4 |
| Other African Countries | 78 | 78 | ... |
| Total Foreign African Countries | 94 | 87 | 7 |
| NORTH AMERICA— | | | |
| United States of America | 221 | 165 | 56 |
| SOUTH AMERICA— | | | |
| Brazil | 7 | 5 | 2 |
| Argentine Republic | 5 | 3 | 2 |
| Other South American Countries | 8 | 5 | 3 |
| Total Foreign American Countries | 241 | 178 | 63 |
| POLYNESIA— | | | |
| Sandwich Islands | 1 | 1 | ... |
| Samoa | 4 | 1 | 3 |
| Other Island or Group | 7 | 2 | 5 |
| South Sea Islands (so described) | 3 | 3 | ... |
| Total Polynesia | 15 | 7 | 8 |
| Total Foreign Countries | 2939 | 2394 | 545 |
| Foreign Subjects Born at Sea | 8 | 3 | 5 |
| Foreign Subjects Birth-place not stated | 1 | 1 | ... |
| Unspecified British Names | 16 | 15 | 1 |
| Unspecified | 599 | 588 | 11 |
| Total Unspecified | 624 | 607 | 17 |
| Total of Colony | 146,667 | 77,560 | 69,107 |

Birth-places, 1891.

TABLE III.—Showing Numbers and Proportions of Persons, Males, and Females born in different Countries; also showing the Numbers and Proportions of Adults.

| Birth-places. | All Ages. | | | Adults (21 years and over). | | | Centesimal proportion of Persons. | | Proportion per cent. of the Sexes. | |
|-----------------------------------|-----------|--------|----------|-----------------------------|--------|----------|-----------------------------------|---------|------------------------------------|----------|
| | Persons. | Males. | Females. | Persons. | Males. | Females. | All Ages. | Adults. | Males. | Females. |
| Total | 146,667 | 77,560 | 69,107 | 72,635 | 40,037 | 32,598 | 100·43 | 100·89 | 52·88 | 47·12 |
| Specified | 146,046 | 76,956 | 69,090 | 71,992 | 39,422 | 32,570 | 100·00 | 100·00 | 52·69 | 47·31 |
| British Empire: | | | | | | | | | | |
| Australasia | 115,229 | 58,627 | 56,962 | 44,014 | 22,267 | 21,747 | 78·90 | 61·14 | 50·57 | 49·43 |
| United Kingdom | 26,975 | 15,810 | 11,165 | 24,592 | 14,531 | 10,061 | 18·47 | 34·16 | 58·61 | 41·39 |
| Other British Possessions ... | 900 | 482 | 418 | 681 | 378 | 303 | 0·62 | 0·94 | 53·55 | 46·45 |
| Total British Empire | 143,104 | 74,559 | 68,545 | 69,287 | 37,176 | 32,111 | 97·99 | 96·24 | 52·10 | 47·90 |
| Foreign Countries | 2939 | 2394 | 545 | 2705 | 2246 | 459 | 2·01 | 3·76 | 81·47 | 18·53 |
| Unspecified | 624 | 607 | 17 | 643 | 615 | 28 | 0·43 | 0·89 | 97·26 | 2·74 |
| British Empire— | | | | | | | | | | |
| Australasia: | | | | | | | | | | |
| Tasmania | 107,901 | 54,323 | 53,578 | 40,153 | 20,077 | 20,076 | 73·88 | 55·78 | 50·35 | 49·65 |
| Other Australasian Colonies | 7328 | 3944 | 3384 | 3861 | 2190 | 1671 | 5·02 | 5·36 | 53·81 | 46·19 |
| United Kingdom: | | | | | | | | | | |
| England and Wales | 17,443 | 10,905 | 6538 | 15,474 | 9847 | 5627 | 11·95 | 21·50 | 62·52 | 37·48 |
| Scotland | 3845 | 2134 | 1711 | 3573 | 1993 | 1580 | 2·63 | 4·96 | 55·50 | 44·50 |
| Ireland | 5687 | 2771 | 2916 | 5545 | 2691 | 2854 | 3·89 | 7·70 | 48·73 | 51·27 |
| Other British Possessions ... | 900 | 482 | 418 | 681 | 378 | 303 | 0·62 | 0·94 | 53·55 | 46·45 |
| Foreign Countries— | | | | | | | | | | |
| Germany | 948 | 589 | 329 | 834 | 546 | 288 | 0·63 | 1·16 | 64·12 | 35·88 |
| France | 77 | 53 | 24 | 72 | 49 | 23 | 0·05 | 0·10 | 68·83 | 31·17 |
| Italy | 36 | 34 | 2 | 32 | 30 | 2 | 0·02 | 0·05 | 94·44 | 5·56 |
| China | 943 | 935 | 8 | 902 | 897 | 5 | 0·64 | 1·25 | 99·15 | 0·85 |
| Other Foreign Countries ... | 973 | 791 | 182 | 865 | 724 | 141 | 0·67 | 1·20 | 81·30 | 18·70 |

Birth-places of the Urban and Rural Population, 1891.

TABLE IV.—Showing the Numbers of Persons, Males, and Females born in different Countries in Urban and Rural Districts.

NUMERICAL.

| Birth-places. | The Colony. | | | Urban Districts. | | | Rural Districts. | | |
|---|-------------|--------|----------|------------------|--------|----------|------------------|--------|----------|
| | Persons. | Males. | Females. | Persons. | Males. | Females. | Persons. | Males. | Females. |
| Total..... | 146,667 | 77,560 | 69,107 | 42,113 | 20,522 | 21,591 | 104,554 | 57,038 | 47,516 |
| Total specified..... | 146,043 | 76,953 | 69,090 | 42,103 | 20,520 | 21,583 | 103,940 | 56,433 | 47,507 |
| <i>British Empire—</i> | | | | | | | | | |
| Australasia..... | 115,229 | 58,267 | 56,962 | 32,071 | 14,882 | 17,189 | 83,158 | 43,385 | 39,773 |
| United Kingdom..... | 26,975 | 15,810 | 11,165 | 9037 | 4893 | 4144 | 17,938 | 10,917 | 7021 |
| Other British Possessions..... | 900 | 482 | 418 | 255 | 127 | 128 | 645 | 355 | 290 |
| Total British Empire..... | 143,104 | 74,559 | 68,545 | 41,363 | 19,902 | 21,461 | 101,741 | 54,657 | 47,064 |
| <i>Foreign Countries</i> | 2939 | 2394 | 545 | 740 | 618 | 122 | 2199 | 1776 | 423 |
| <i>Unspecified</i> | 624 | 607 | 17 | 10 | 2 | 8 | 614 | 605 | 9 |
| <i>British Empire—</i> | | | | | | | | | |
| Australasia : | | | | | | | | | |
| Tasmania..... | 107,901 | 54,323 | 53,578 | 29,298 | 13,497 | 15,801 | 78,603 | 40,826 | 37,777 |
| New South Wales..... | 1180 | 592 | 588 | 568 | 270 | 298 | 612 | 322 | 290 |
| Victoria..... | 4205 | 2301 | 1904 | 1401 | 702 | 699 | 2804 | 1599 | 1205 |
| Queensland..... | 203 | 98 | 105 | 102 | 45 | 57 | 101 | 53 | 48 |
| South Australia..... | 674 | 364 | 310 | 220 | 119 | 101 | 454 | 245 | 209 |
| Western Australia..... | 69 | 35 | 34 | 26 | 10 | 16 | 43 | 25 | 18 |
| New Zealand..... | 963 | 537 | 426 | 441 | 232 | 209 | 522 | 305 | 217 |
| Fiji..... | 19 | 7 | 12 | 9 | 3 | 6 | 10 | 4 | 6 |
| Australasia—Colony not named..... | 15 | 10 | 5 | 6 | 4 | 2 | 9 | 6 | 3 |
| Aboriginals..... | ... | ... | ... | ... | ... | ... | ... | ... | ... |
| United Kingdom : | | | | | | | | | |
| England..... | 17,127 | 10,710 | 6417 | 5960 | 3430 | 2530 | 11,167 | 7280 | 3887 |
| Wales..... | 316 | 195 | 121 | 103 | 63 | 40 | 213 | 132 | 81 |
| Scotland..... | 3845 | 2134 | 1711 | 1219 | 652 | 567 | 2626 | 1482 | 1144 |
| Ireland..... | 5687 | 2771 | 2916 | 1755 | 748 | 1007 | 3932 | 2023 | 1909 |
| Other British Possessions : | | | | | | | | | |
| European..... | 14 | 6 | 8 | 3 | 1 | 2 | 11 | 5 | 6 |
| Asiatic..... | 389 | 194 | 195 | 92 | 48 | 44 | 297 | 146 | 151 |
| African..... | 65 | 28 | 37 | 21 | 6 | 15 | 44 | 22 | 22 |
| American..... | 143 | 98 | 45 | 50 | 29 | 21 | 93 | 69 | 24 |
| Other British subjects undefined..... | 289 | 156 | 133 | 89 | 43 | 46 | 200 | 113 | 87 |
| <i>Foreign Countries—</i> | | | | | | | | | |
| Europe : | | | | | | | | | |
| German Empire..... | 918 | 589 | 329 | 193 | 132 | 61 | 725 | 457 | 268 |
| France..... | 77 | 53 | 24 | 32 | 23 | 9 | 45 | 30 | 15 |
| Russia..... | 38 | 33 | 5 | 10 | 7 | 3 | 28 | 26 | 2 |
| Austria—Austro-Hungary..... | 20 | 15 | 5 | 3 | 3 | ... | 17 | 12 | 5 |
| Spain..... | 17 | 8 | 9 | 7 | 4 | 3 | 10 | 4 | 6 |
| Portugal..... | 27 | 26 | 1 | 13 | 13 | ... | 14 | 13 | 1 |
| Switzerland..... | 18 | 16 | 2 | 4 | 3 | 1 | 14 | 13 | 1 |
| Holland..... | 12 | 9 | 3 | 3 | 2 | 1 | 9 | 7 | 2 |
| Belgium..... | 12 | 7 | 5 | 9 | 6 | 3 | 3 | 1 | 2 |
| Denmark..... | 137 | 83 | 54 | 27 | 14 | 13 | 110 | 69 | 41 |
| Balkan States..... | 1 | 1 | ... | 1 | 1 | ... | ... | ... | ... |
| Turkey..... | 1 | 1 | ... | 1 | 1 | ... | ... | ... | ... |
| Greece..... | 8 | 5 | 3 | 5 | 2 | 3 | 3 | 3 | ... |
| Sweden and Norway..... | 194 | 182 | 12 | 75 | 74 | 1 | 119 | 108 | 11 |
| Italy..... | 36 | 34 | 2 | 10 | 8 | 2 | 26 | 26 | ... |
| Other European Countries or not stated..... | 4 | 4 | ... | 1 | 1 | ... | 3 | 3 | ... |
| Asia : | | | | | | | | | |
| China..... | 943 | 935 | 8 | 79 | 77 | 2 | 864 | 858 | 6 |
| Other Asiatic Countries..... | 126 | 121 | 5 | 112 | 110 | 2 | 14 | 11 | 3 |
| Africa..... | 94 | 87 | 7 | 82 | 82 | ... | 12 | 5 | 7 |
| North America : | | | | | | | | | |
| United States..... | 221 | 165 | 56 | 66 | 51 | 15 | 155 | 114 | 41 |
| Other Countries..... | ... | ... | ... | ... | ... | ... | ... | ... | ... |
| South America..... | 20 | 13 | 7 | 4 | 3 | 1 | 16 | 10 | 6 |
| Polynesia..... | 15 | 7 | 8 | 3 | 1 | 2 | 12 | 6 | 6 |
| <i>Unspecified</i> | 624 | 607 | 17 | 10 | 2 | 8 | 614 | 605 | 9 |

Birth-places of the Urban and Rural Population, 1891.

TABLE V.—Showing the Proportions of Persons, Males, and Females born in different Countries in Urban and Rural Districts.

CENTESIMAL PROPORTION.

| Birth-places. | The Colony. | | | Urban Districts. | | | Rural Districts. | | |
|------------------------------------|-------------|--------|----------|------------------|--------|----------|------------------|--------|----------|
| | Persons. | Males. | Females. | Persons. | Males. | Females. | Persons. | Males. | Females. |
| Total..... | 100·43 | 100·79 | 100·02 | 100·02 | 100·01 | 100·04 | 100·59 | 101·07 | 100·02 |
| Total specified..... | 100·00 | 100·00 | 100·00 | 100·00 | 100·00 | 100·00 | 100·00 | 100·00 | 100·00 |
| <i>British Empire—</i> | | | | | | | | | |
| Australasia..... | 78·90 | 75·72 | 82·44 | 76·17 | 72·53 | 79·64 | 80·01 | 76·87 | 83·72 |
| United Kingdom..... | 18·47 | 20·55 | 16·16 | 21·46 | 23·84 | 19·20 | 17·26 | 19·35 | 14·78 |
| Other British Possessions..... | ·62 | ·63 | ·61 | ·61 | ·62 | ·59 | ·62 | ·63 | ·61 |
| Total British Possessions..... | 97·99 | 96·90 | 99·21 | 98·24 | 96·99 | 99·43 | 97·89 | 96·85 | 99·11 |
| <i>Foreign Countries.....</i> | 2·01 | 3·10 | ·79 | 1·76 | 3·01 | ·57 | 2·11 | 3·15 | ·89 |
| <i>Unspecified.....</i> | ·43 | ·79 | ·02 | ·02 | ·01 | ·04 | ·59 | 1·07 | ·02 |
| <i>British Empire—</i> | | | | | | | | | |
| Australasia: | | | | | | | | | |
| Tasmania..... | 73·88 | 70·59 | 77·54 | 69·59 | 65·78 | 73·21 | 75·62 | 72·35 | 79·52 |
| New South Wales..... | ·81 | ·77 | ·85 | 1·35 | 1·32 | 1·38 | ·59 | ·57 | ·61 |
| Victoria..... | 2·88 | 2·99 | 2·75 | 3·33 | 3·42 | 3·24 | 2·70 | 2·83 | 2·54 |
| Queensland..... | ·14 | ·13 | ·15 | ·24 | ·22 | ·26 | ·10 | ·09 | ·10 |
| South Australia..... | ·46 | ·47 | ·45 | ·52 | ·58 | ·47 | 1·44 | ·43 | ·44 |
| Western Australia..... | ·05 | ·05 | ·05 | ·06 | ·05 | ·07 | ·04 | ·04 | ·03 |
| New Zealand..... | ·66 | ·70 | ·62 | 1·05 | 1·13 | ·97 | ·50 | ·54 | ·46 |
| Fiji..... | ·01 | ·01 | ·02 | ·02 | ·01 | ·03 | ·01 | ·01 | ·01 |
| Australasia—Colony not stated..... | ·01 | ·01 | ·01 | ·01 | ·02 | ·01 | ·01 | ·01 | ·01 |
| Aboriginal..... | ... | ... | ... | ... | ... | ... | ... | ... | ... |
| United Kingdom: | | | | | | | | | |
| England..... | 11·73 | 13·92 | 9·29 | 14·15 | 16·71 | 11·72 | 10·74 | 12·60 | 8·18 |
| Wales..... | ·22 | ·25 | ·17 | ·24 | ·31 | ·18 | ·20 | ·23 | ·17 |
| Scotland..... | 2·63 | 2·78 | 2·48 | 2·90 | 3·18 | 2·63 | 2·53 | 2·63 | 2·41 |
| Ireland..... | 3·89 | 3·60 | 4·22 | 4·17 | 3·64 | 4·67 | 3·78 | 3·58 | 4·02 |
| Other British Possessions: | | | | | | | | | |
| European..... | ·01 | ·01 | ·01 | ·01 | ·01 | ·01 | ·01 | ·01 | ·01 |
| Asiatic..... | ·27 | ·25 | ·28 | ·22 | ·23 | ·20 | ·29 | ·26 | ·32 |
| African..... | ·04 | ·04 | ·05 | ·05 | ·03 | ·07 | ·04 | ·04 | ·05 |
| American..... | ·10 | ·13 | ·07 | ·12 | ·14 | ·10 | ·09 | ·12 | ·05 |
| Other British Subjects..... | ·20 | ·20 | ·20 | ·21 | ·21 | ·21 | ·19 | ·20 | ·18 |
| <i>Foreign Countries—</i> | | | | | | | | | |
| Europe: | | | | | | | | | |
| German Empire..... | ·63 | ·77 | ·48 | ·46 | ·64 | ·28 | ·70 | ·81 | ·56 |
| France..... | ·05 | ·07 | ·04 | ·08 | ·11 | ·04 | ·04 | ·05 | ·03 |
| Russia..... | ·03 | ·04 | ·01 | ·02 | ·03 | ·01 | ·03 | ·05 | ·01 |
| Austria, Austro-Hungary..... | ·01 | ·02 | ·01 | ·01 | ·01 | ·00 | ·02 | ·02 | ·01 |
| Spain..... | ·01 | ·01 | ·01 | ·02 | ·02 | ·01 | ·01 | ·01 | ·01 |
| Portugal..... | ·02 | ·03 | ·00 | ·03 | ·06 | ·00 | ·01 | ·02 | ·00 |
| Switzerland..... | ·01 | ·02 | ·00 | ·01 | ·01 | ·01 | ·01 | ·02 | ·00 |
| Holland..... | ·01 | ·01 | ·00 | ·01 | ·01 | ·01 | ·01 | ·01 | ·01 |
| Belgium..... | ·01 | ·01 | ·01 | ·02 | ·03 | ·01 | ·00 | ·00 | ·01 |
| Denmark..... | ·10 | ·11 | ·08 | ·06 | ·07 | ·06 | ·11 | ·12 | ·09 |
| Balkan States..... | ·00 | ·00 | ·00 | ·00 | ·01 | ·00 | ·00 | ·00 | ·00 |
| Turkey..... | ·00 | ·00 | ·00 | ·00 | ·01 | ·00 | ·00 | ·00 | ·00 |
| Greece..... | ·01 | ·01 | ·00 | ·01 | ·01 | ·01 | ·00 | ·01 | ·00 |
| Sweden and Norway..... | ·13 | ·24 | ·02 | ·18 | ·36 | ·01 | ·11 | ·19 | ·02 |
| Italy..... | ·02 | ·04 | ·00 | ·02 | ·04 | ·01 | ·03 | ·05 | ·00 |
| Other European Countries..... | ·00 | ·00 | ·00 | ·00 | ·01 | ·00 | ·00 | ·01 | ·00 |
| Asia: | | | | | | | | | |
| China..... | ·65 | 1·21 | ·01 | ·19 | ·38 | ·01 | ·83 | 1·52 | ·01 |
| Other Asiatic Countries..... | ·09 | ·16 | ·01 | ·27 | ·54 | ·01 | ·01 | ·02 | ·01 |
| Africa..... | ·06 | ·11 | ·01 | ·19 | ·40 | ·00 | ·01 | ·01 | ·01 |
| North America: | | | | | | | | | |
| United States..... | ·15 | ·21 | ·08 | ·16 | ·25 | ·07 | ·15 | ·20 | ·09 |
| Other Countries of N.A..... | ... | ... | ... | ... | ... | ... | ... | ... | ... |
| South America..... | ·01 | ·02 | ·01 | ·01 | ·01 | ·01 | ·02 | ·02 | ·01 |
| Polynesia..... | ·01 | ·01 | ·01 | ·01 | ·01 | ·01 | ·01 | ·01 | ·01 |
| <i>Unspecified.....</i> | ·43 | ·79 | ·02 | ·02 | ·01 | ·04 | ·59 | 1·07 | ·02 |

Birth-places and Education.

TABLE VI.—Showing the Numbers and Proportions, under the several degrees of Education, in respect of Persons, Males, and Females, three years and over, born in different Countries.

| Birth-place. | All Ages. | All Ages, 3 years and over. | | | | | | Proportion per cent. of Persons 3 years and over. | | |
|--|-----------|-----------------------------|----------------|-------------|--------------|---------------------------|------------------------|---|-------|--------------|
| | | Total. | Read & write.* | Read only.† | Cannot read. | Read & write. (Foreign.)‡ | Read only. (Foreign.)‡ | Read & write. | Read. | Cannot read. |
| Total | 146,667 | | | | | | | | | |
| Total specified..... | | | | | | | | | | |
| { Males | 76,928 | 70,388 | 53,148 | 3204 | 13,195 | 834 | 7 | 76·69 | 81·25 | 18·75 |
| { Females | 69,027 | 62,709 | 48,552 | 3041 | 11,059 | 55 | 2 | 77·52 | 82·37 | 17·63 |
| { Persons ... | 145,955 | 133,097 | 101,700 | 6245 | 24,254 | 889 | 9 | 77·08 | 81·78 | 18·22 |
| <i>British Empire—</i> | | | | | | | | | | |
| <i>Australasia</i> | | | | | | | | | | |
| { Males | 58,267 | 51,759 | 38,319 | 2361 | 11,077 | 2 | ... | 74·04 | 78·60 | 21·40 |
| { Females ... | 56,962 | 50,649 | 39,089 | 2029 | 9525 | 6 | ... | 77·19 | 81·20 | 18·80 |
| { Persons ... | 115,229 | 102,408 | 77,408 | 4390 | 20,602 | 8 | ... | 75·58 | 79·87 | 20·13 |
| <i>United Kingdom</i> | | | | | | | | | | |
| { Males | 15,810 | 15,781 | 13,310 | 791 | 1679 | 1 | ... | 84·35 | 89·36 | 10·64 |
| { Females ... | 11,165 | 11,122 | 8672 | 984 | 1465 | 1 | ... | 77·98 | 86·83 | 13·17 |
| { Persons ... | 26,975 | 26,903 | 21,982 | 1775 | 3144 | 2 | ... | 81·71 | 88·31 | 11·69 |
| <i>Other British Possessions.</i> | | | | | | | | | | |
| { Males | 482 | 461 | 407 | 8 | 34 | 11 | 1 | 90·68 | 92·63 | 7·37 |
| { Females ... | 418 | 398 | 368 | 8 | 19 | 3 | ... | 93·22 | 95·23 | 4·77 |
| { Persons ... | 900 | 859 | 775 | 16 | 53 | 14 | 1 | 91·85 | 93·83 | 6·17 |
| <i>Total British Empire.</i> | | | | | | | | | | |
| { Males | 74,559 | 68,001 | 52,036 | 3160 | 12,790 | 14 | 1 | 76·54 | 81·19 | 18·81 |
| { Females ... | 68,545 | 62,169 | 48,129 | 3021 | 11,009 | 10 | ... | 77·44 | 82·30 | 17·70 |
| { Persons ... | 143,104 | 130,170 | 100,165 | 6181 | 23,799 | 24 | 1 | 76·97 | 81·72 | 18·28 |
| <i>Foreign Countries</i> | | | | | | | | | | |
| { Males | 2394 | 2393 | 1112 | 44 | 411 | 820 | 6 | 80·74 | 82·83 | 17·17 |
| { Females ... | 545 | 540 | 423 | 20 | 50 | 45 | 2 | 86·67 | 90·74 | 9·26 |
| { Persons ... | 2939 | 2933 | 1535 | 64 | 461 | 865 | 8 | 81·83 | 84·28 | 15·72 |
| <i>British Empire—</i> | | | | | | | | | | |
| <i>Australasia :</i> | | | | | | | | | | |
| <i>Tasmania §....</i> | | | | | | | | | | |
| { Males | 54,323 | 47,954 | 34,925 | 2281 | 10,746 | 2 | ... | 72·83 | 77·59 | 22·41 |
| { Females ... | 53,578 | 47,409 | 36,197 | 1956 | 9250 | 6 | ... | 76·36 | 80·49 | 19·51 |
| { Persons ... | 107,901 | 95,363 | 71,122 | 4237 | 19,996 | 8 | ... | 74·59 | 79·03 | 20·97 |
| <i>Other Australasian Colonies.</i> | | | | | | | | | | |
| { Males | 3944 | 3805 | 3394 | 80 | 331 | ... | ... | 89·20 | 91·30 | 8·70 |
| { Females ... | 3384 | 3240 | 2892 | 73 | 275 | ... | ... | 89·26 | 91·51 | 8·49 |
| { Persons ... | 7328 | 7045 | 6286 | 153 | 606 | ... | ... | 89·23 | 91·40 | 8·50 |
| <i>United Kingdom :</i> | | | | | | | | | | |
| <i>England and Wales.</i> | | | | | | | | | | |
| { Males | 10,905 | 10,883 | 9268 | 536 | 1078 | 1 | ... | 85·16 | 90·09 | 9·91 |
| { Females ... | 6538 | 6503 | 5666 | 402 | 434 | 1 | ... | 87·15 | 93·33 | 6·67 |
| { Persons ... | 17,448 | 17,386 | 14,934 | 938 | 1512 | 2 | ... | 85·90 | 91·30 | 8·70 |
| <i>Scotland.....</i> | | | | | | | | | | |
| { Males | 2134 | 2131 | 2016 | 53 | 62 | ... | ... | 94·60 | 97·09 | 2·91 |
| { Females ... | 1711 | 1706 | 1478 | 147 | 81 | ... | ... | 86·63 | 95·25 | 4·75 |
| { Persons ... | 3845 | 3837 | 3494 | 200 | 143 | ... | ... | 91·06 | 96·27 | 3·73 |
| <i>Ireland.....</i> | | | | | | | | | | |
| { Males | 2771 | 2768 | 2026 | 202 | 540 | ... | ... | 73·20 | 80·50 | 19·50 |
| { Females ... | 2916 | 2913 | 1528 | 435 | 950 | ... | ... | 52·46 | 67·39 | 32·61 |
| { Persons ... | 5687 | 5681 | 3554 | 637 | 1490 | ... | ... | 62·56 | 73·77 | 26·23 |
| <i>Other British Possessions.</i> | | | | | | | | | | |
| { Males | 482 | 461 | 407 | 8 | 34 | 11 | 1 | 90·67 | 92·62 | 7·38 |
| { Females ... | 418 | 398 | 368 | 8 | 19 | 3 | ... | 93·22 | 95·23 | 4·77 |
| { Persons ... | 900 | 859 | 775 | 16 | 53 | 14 | 1 | 91·85 | 93·83 | 6·17 |
| <i>Foreign Countries—</i> | | | | | | | | | | |
| <i>Germany</i> | | | | | | | | | | |
| { Males | 589 | 588 | 466 | 21 | 63 | 37 | 1 | 85·55 | 89·29 | 10·71 |
| { Females ... | 329 | 327 | 241 | 16 | 35 | 34 | 1 | 84·10 | 89·30 | 10·70 |
| { Persons ... | 918 | 915 | 707 | 37 | 98 | 71 | 2 | 85·03 | 89·29 | 10·71 |
| <i>France</i> | | | | | | | | | | |
| { Males | 53 | 53 | 49 | ... | 3 | ... | 1 | 92·45 | 94·34 | 5·66 |
| { Females ... | 24 | 24 | 21 | 1 | 2 | ... | ... | 87·50 | 91·67 | 8·33 |
| { Persons ... | 77 | 77 | 70 | 1 | 5 | ... | 1 | 90·91 | 93·51 | 6·49 |
| <i>Italy.....</i> | | | | | | | | | | |
| { Males | 34 | 34 | 26 | 1 | 1 | 6 | ... | 94·12 | 97·06 | 2·94 |
| { Females ... | 2 | 2 | ... | ... | 1 | 1 | ... | 50·00 | 50·00 | 50·00 |
| { Persons ... | 36 | 36 | 26 | 1 | 2 | 7 | ... | 91·66 | 94·44 | 5·56 |
| <i>China</i> | | | | | | | | | | |
| { Males | 935 | 929 | 42 | 10 | 137 | 736 | 4 | 83·74 | 85·25 | 14·75 |
| { Females ... | 8 | 8 | 3 | ... | 3 | 2 | ... | 62·50 | 62·50 | 37·50 |
| { Persons ... | 943 | 937 | 45 | 10 | 140 | 738 | 4 | 83·57 | 85·06 | 14·94 |
| <i>Other Foreign Countries ...</i> | | | | | | | | | | |
| { Males | 783 | 783 | 529 | 12 | 201 | 41 | ... | 72·80 | 74·33 | 25·67 |
| { Females ... | 182 | 179 | 158 | 3 | 9 | 8 | 1 | 92·74 | 94·97 | 50·03 |
| { Persons ... | 965 | 962 | 687 | 15 | 210 | 49 | 1 | 76·51 | 78·17 | 21·83 |

* Indicates the number who can read and write, or read, in the English language.

† " " who can read and write in their native language only.

‡ " " who can read only in their native language.

§ The percentage of native Tasmanians who can read and write is apparently lower than the average of those born elsewhere; but this is caused by the larger proportion of children included between the ages of three and seven years.

Birth-places and Conjugal Condition.

TABLE VII.—Showing the Numbers and Proportions under the various Sub-divisions of Conjugal Condition in relation to places of Birth of Persons, Males, and Females.

| Birth-places. | Population. | | Conjugal Condition. | | | | Per-centage of Married to Total Adults. | Per-centage of Adults to Total Persons. | Percentage Married to Total Married. | | |
|--------------------------------------|-------------|---------|---------------------|----------------|----------|-----------|---|---|--------------------------------------|--------|----------|
| | Total. | Adults. | Married. | Never Married. | Widowed. | Divorced. | | | Persons. | Males. | Females. |
| Total | 146,667 | 72,635 | 43,712 | 95,931 | 6368 | 31 | 60·18 | 49·51 | 100·04 | ... | ... |
| Total specified | Males... | 76,916 | 39,422 | 22,299 | 52,173 | 2419 | 25 | 56·56 | 51·25 | ... | ... |
| | Females | 69,077 | 32,570 | 21,397 | 43,733 | 3941 | 6 | 65·70 | 47·15 | ... | 100·00 |
| | Persons | 145,993 | 71,992 | 43,696 | 95,906 | 6360 | 31 | 60·70 | 49·30 | 100·00 | ... |
| <i>British Empire—</i> | | | | | | | | | | | |
| Australasia ... | Males... | 58,259 | 22,267 | 11,966 | 45,756 | 525 | 12 | 53·73 | 38·22 | ... | 53·67 |
| | Females | 56,958 | 21,747 | 14,516 | 41,255 | 1184 | 3 | 66·72 | 38·19 | ... | 67·84 |
| | Persons | 115,217 | 44,014 | 26,482 | 87,011 | 1709 | 15 | 60·16 | 38·20 | 60·61 | ... |
| United King- dom. | Males... | 15,797 | 14,531 | 8989 | 5019 | 1777 | 12 | 61·85 | 91·98 | ... | 40·30 |
| | Females | 11,165 | 10,061 | 6363 | 2162 | 2637 | 3 | 63·24 | 90·10 | ... | 29·73 |
| | Persons | 26,962 | 24,592 | 15,352 | 7171 | 1414 | 15 | 62·42 | 91·20 | 38·13 | ... |
| Other British Possessions. | Males... | 467 | 378 | 220 | 218 | 29 | ... | 58·20 | 80·94 | ... | 99 |
| | Females | 409 | 303 | 168 | 182 | 59 | ... | 55·45 | 74·09 | ... | 79 |
| | Persons | 876 | 681 | 388 | 410 | 88 | ... | 56·98 | 77·74 | 89 | ... |
| Total British Empire. | Males... | 74,523 | 37,176 | 21,175 | 50,993 | 2331 | 24 | 56·96 | 49·89 | ... | 94·96 |
| | Females | 68,532 | 32,111 | 21,047 | 43,599 | 3880 | 6 | 65·52 | 46·85 | ... | 98·36 |
| | Persons | 143,055 | 69,287 | 42,222 | 94,592 | 6211 | 30 | 60·89 | 48·43 | 96·63 | ... |
| <i>Foreign Countries</i> | Males... | 2393 | 2246 | 1124 | 1180 | 88 | 1 | 50·05 | 93·86 | ... | 5·04 |
| | Females | 545 | 459 | 350 | 134 | 61 | ... | 76·25 | 84·22 | ... | 1·64 |
| | Persons | 2938 | 2705 | 1474 | 1314 | 149 | ... | 54·49 | 92·06 | 3·37 | ... |
| <i>British Empire—</i> | | | | | | | | | | | |
| Australasia : | | | | | | | | | | | |
| Tasmania ... | Males... | 54,321 | 20,077 | 11,030 | 42,802 | 477 | 12 | 54·93 | 36·96 | ... | 49·47 |
| | Females | 53,576 | 20,076 | 13,368 | 39,093 | 1109 | 3 | 66·58 | 37·47 | ... | 62·43 |
| | Persons | 107,897 | 40,153 | 24,398 | 81,898 | 1586 | 15 | 60·77 | 37·21 | 55·84 | ... |
| Other Austra- lasian Colonies. | Males... | 3938 | 2190 | 936 | 2954 | 48 | ... | 42·74 | 55·61 | ... | 4·20 |
| | Females | 3382 | 1671 | 1148 | 2159 | 75 | ... | 68·70 | 49·40 | ... | 5·36 |
| | Persons | 7320 | 3861 | 2084 | 5113 | 123 | ... | 53·98 | 52·74 | 4·77 | ... |
| United Kingdom : | | | | | | | | | | | |
| England and Wales. | Males... | 10,898 | 9847 | 6198 | 3470 | 1223 | 7 | 62·95 | 90·33 | ... | 27·79 |
| | Females | 6538 | 5627 | 3660 | 1543 | 1333 | 2 | 65·02 | 86·06 | ... | 17·10 |
| | Persons | 17,436 | 15,474 | 9858 | 5013 | 2556 | 9 | 63·69 | 88·76 | 22·57 | ... |
| Scotland | Males... | 2133 | 1993 | 1278 | 649 | 204 | 2 | 64·12 | 93·42 | ... | 5·73 |
| | Females | 1711 | 1580 | 1044 | 274 | 393 | ... | 66·04 | 92·34 | ... | 4·88 |
| | Persons | 3844 | 3573 | 2322 | 923 | 597 | 2 | 64·99 | 92·94 | 5·31 | ... |
| Ireland | Males... | 2766 | 2691 | 1513 | 900 | 350 | 3 | 56·22 | 97·30 | ... | 6·78 |
| | Females | 2916 | 2854 | 1659 | 345 | 911 | 1 | 58·13 | 97·86 | ... | 7·75 |
| | Persons | 5682 | 5545 | 3172 | 1245 | 1261 | 4 | 57·20 | 97·60 | 7·26 | ... |
| Other British Possessions. | Males... | 467 | 378 | 220 | 218 | 29 | ... | 58·20 | 80·94 | ... | 99 |
| | Females | 409 | 303 | 168 | 182 | 59 | ... | 55·45 | 74·08 | ... | 79 |
| | Persons | 876 | 681 | 388 | 410 | 88 | ... | 56·98 | 77·73 | 89 | ... |
| <i>Foreign Countries—</i> | | | | | | | | | | | |
| Germany | Males... | 586 | 546 | 345 | 201 | 40 | ... | 63·19 | 93·16 | ... | 1·55 |
| | Females | 329 | 288 | 232 | 58 | 39 | ... | 80·56 | 87·46 | ... | 1·09 |
| | Persons | 915 | 834 | 577 | 259 | 79 | ... | 69·18 | 91·14 | 1·32 | ... |
| France | Males... | 53 | 49 | 19 | 30 | 3 | 1 | 38·78 | 92·45 | ... | 08 |
| | Females | 24 | 23 | 12 | 7 | 5 | ... | 52·17 | 95·83 | ... | 06 |
| | Persons | 77 | 72 | 31 | 37 | 8 | 1 | 43·06 | 93·51 | 07 | ... |
| Italy | Males... | 34 | 30 | 11 | 20 | 3 | ... | 36·66 | 88·24 | ... | 05 |
| | Females | 2 | 2 | 1 | 1 | ... | ... | 50·00 | 100·00 | ... | 00 |
| | Persons | 36 | 32 | 12 | 21 | 3 | ... | 37·50 | 88·88 | 03 | ... |
| China | Males... | 931 | 897 | 347 | 573 | 11 | ... | 38·68 | 96·37 | ... | 1·56 |
| | Females | 8 | 5 | 5 | 3 | ... | ... | 60·00 | 62·49 | ... | 62 |
| | Persons | 939 | 902 | 352 | 576 | 11 | ... | 39·03 | 96·06 | 81 | ... |
| Other Foreign Countries. | Males... | 789 | 724 | 402 | 356 | 31 | ... | 55·52 | 91·76 | ... | 1·80 |
| | Females | 182 | 141 | 100 | 65 | 17 | ... | 70·90 | 77·47 | ... | 47 |
| | Persons | 971 | 865 | 502 | 421 | 48 | ... | 58·03 | 89·08 | 1·14 | ... |

Birth-places

TABLE VIII.—Showing Birth-places of Persons, Males,

| Birth-places. | The Colony. | | | Hobart (City.) | | | Launceston (City.) | | |
|---------------------------------------|-------------|--------|--------|----------------|--------|--------|--------------------|------|------|
| | Persons. | M. | F. | Females. | M. | F. | Persons. | M. | F. |
| Total | 146,667 | 77,560 | 69,107 | 24,905 | 12,125 | 12,780 | 17,208 | 8397 | 8811 |
| Total specified | 146,043 | 76,953 | 69,090 | 24,896 | 12,123 | 12,773 | 17,207 | 8397 | 8810 |
| <i>British Empire :</i> | | | | | | | | | |
| Australasia | 115,229 | 58,267 | 56,962 | 19,128 | 8862 | 10,266 | 12,943 | 6020 | 6923 |
| United Kingdom | 26,975 | 15,810 | 11,165 | 5073 | 2737 | 2336 | 3964 | 2156 | 1808 |
| Other British Possessions | 900 | 482 | 418 | 141 | 58 | 83 | 114 | 69 | 45 |
| Total British Possessions | 143,104 | 74,559 | 68,545 | 24,342 | 11,657 | 12,685 | 17,021 | 8245 | 8776 |
| <i>Foreign Countries</i> | 2939 | 2394 | 545 | 554 | 466 | 88 | 186 | 152 | 34 |
| <i>Unspecified</i> | 624 | 607 | 17 | 9 | 2 | 7 | 1 | ... | 1 |
| <i>British Empire :</i> | | | | | | | | | |
| Australasia : | | | | | | | | | |
| Tasmania | 107,901 | 54,323 | 53,578 | 17,674 | 8133 | 9541 | 11,624 | 5364 | 6260 |
| New South Wales | 1180 | 592 | 588 | 362 | 174 | 188 | 206 | 96 | 110 |
| Victoria | 4205 | 2301 | 1904 | 651 | 331 | 320 | 1750 | 371 | 379 |
| Queensland | 203 | 98 | 105 | 58 | 25 | 33 | 44 | 20 | 24 |
| South Australia | 674 | 364 | 310 | 99 | 48 | 51 | 121 | 71 | 50 |
| Western Australia | 69 | 35 | 34 | 14 | 5 | 9 | 12 | 5 | 7 |
| New Zealand | 963 | 537 | 426 | 258 | 141 | 117 | 183 | 91 | 92 |
| Fiji | 19 | 7 | 12 | 8 | 2 | 6 | 1 | 1 | ... |
| Australasia (Colony not stated) | 15 | 10 | 5 | 4 | 3 | 1 | 2 | 1 | 1 |
| Aboriginals | ... | ... | ... | ... | ... | ... | ... | ... | ... |
| United Kingdom : | | | | | | | | | |
| England | 17,127 | 10,710 | 6417 | 3296 | 1899 | 1397 | 2664 | 1531 | 1133 |
| Wales | 316 | 195 | 121 | 42 | 25 | 17 | 61 | 38 | 23 |
| Scotland | 3845 | 2134 | 1711 | 686 | 370 | 316 | 533 | 282 | 251 |
| Ireland | 5657 | 2771 | 2916 | 1049 | 443 | 606 | 706 | 305 | 401 |
| Other British Possessions : | | | | | | | | | |
| European | 14 | 6 | 8 | 2 | ... | 2 | 1 | 1 | ... |
| Asiatic | 389 | 194 | 195 | 53 | 23 | 30 | 39 | 25 | 14 |
| African | 65 | 28 | 37 | 16 | 5 | 11 | 5 | 1 | 4 |
| American | 143 | 98 | 45 | 23 | 13 | 10 | 27 | 16 | 11 |
| Other British Subjects | 289 | 156 | 133 | 47 | 17 | 30 | 42 | 26 | 16 |
| <i>Foreign Countries :</i> | | | | | | | | | |
| Europe : | | | | | | | | | |
| German Empire | 918 | 589 | 329 | 155 | 106 | 49 | 38 | 26 | 12 |
| France | 77 | 53 | 24 | 19 | 13 | 6 | 13 | 10 | 3 |
| Russia | 38 | 33 | 5 | 8 | 5 | 3 | 2 | 2 | ... |
| Austria, Austro-Hungary | 20 | 15 | 5 | 1 | 1 | ... | 2 | 2 | ... |
| Spain | 17 | 8 | 9 | 4 | 2 | 2 | 3 | 2 | 1 |
| Portugal | 27 | 26 | 1 | 10 | 10 | ... | 3 | 3 | ... |
| Switzerland | 18 | 16 | 2 | 2 | 1 | 1 | 2 | 2 | ... |
| Holland | 12 | 9 | 3 | 3 | 2 | 1 | ... | ... | ... |
| Belgium | 12 | 7 | 5 | 6 | 5 | 1 | 3 | 1 | 2 |
| Denmark | 137 | 83 | 54 | 19 | 9 | 10 | 8 | 5 | 3 |
| Balkan States | 1 | 1 | ... | 1 | 1 | ... | ... | ... | ... |
| Turkey | 1 | 1 | ... | 1 | 1 | ... | ... | ... | ... |
| Greece | 8 | 5 | 3 | 3 | ... | 3 | 2 | 2 | ... |
| Sweden and Norway | 194 | 182 | 12 | 45 | 45 | ... | 30 | 29 | 1 |
| Italy | 36 | 34 | 2 | 9 | 7 | 2 | 1 | 1 | ... |
| Other European Countries ... | 4 | 4 | ... | ... | ... | ... | 1 | 1 | ... |
| Asia : | | | | | | | | | |
| China | 943 | 935 | 8 | 39 | 38 | 1 | 40 | 39 | 1 |
| Other Asiatic Countries | 126 | 121 | 5 | 106 | 105 | 1 | 6 | 5 | 1 |
| Africa | 94 | 87 | 7 | 80 | 80 | ... | 2 | 2 | ... |
| North America : | | | | | | | | | |
| United States | 221 | 165 | 56 | 38 | 33 | 5 | 28 | 18 | 10 |
| Other Countries of N. A. | ... | ... | ... | ... | ... | ... | ... | ... | ... |
| South America | 20 | 13 | 7 | 2 | 1 | 1 | 2 | 2 | ... |
| Polynesia | 15 | 7 | 8 | 3 | 1 | 2 | ... | ... | ... |
| <i>Unspecified</i> | 624 | 607 | 17 | 9 | 2 | 7 | 1 | ... | 1 |

of the People.

and Females, in Electoral Districts (House of Assembly.)

| Brighton. | | | Campbell Town. | | | Cressy. | | | Cumberland. | | | Devon East. | | |
|-----------|------|------|----------------|------|------|----------|------|------|-------------|------|------|-------------|------|------|
| Persons. | M. | F. | Persons. | M. | F. | Persons. | M. | F. | Persons. | M. | F. | Persons. | M. | F. |
| 3414 | 1778 | 1636 | 2695 | 1420 | 1275 | 2303 | 1262 | 1041 | 7057 | 5032 | 2025 | 9054 | 4858 | 4196 |
| 3414 | 1778 | 1636 | 2695 | 1420 | 1275 | 2303 | 1262 | 1041 | 6492 | 4467 | 2025 | 9041 | 4848 | 4193 |
| 2911 | 1485 | 1426 | 2207 | 1130 | 1077 | 1977 | 1065 | 912 | 4991 | 3212 | 1779 | 7283 | 3772 | 3511 |
| 432 | 257 | 195 | 449 | 274 | 175 | 317 | 190 | 127 | 1328 | 1097 | 231 | 1618 | 985 | 633 |
| 24 | 18 | 6 | 21 | 8 | 13 | 6 | 6 | ... | 27 | 18 | 9 | 61 | 37 | 24 |
| 3387 | 1760 | 1627 | 2677 | 1412 | 1265 | 2300 | 1261 | 1039 | 6346 | 4327 | 2019 | 8962 | 4794 | 4168 |
| 27 | 18 | 9 | 18 | 8 | 10 | 3 | 1 | 2 | 146 | 140 | 6 | 79 | 54 | 25 |
| ... | ... | ... | ... | ... | ... | ... | ... | ... | 565 | 565 | ... | 13 | 10 | 3 |
| 2833 | 1445 | 1388 | 2124 | 1089 | 1035 | 1944 | 1048 | 896 | 4262 | 2646 | 1616 | 6879 | 3568 | 3311 |
| 13 | 5 | 8 | 13 | 3 | 10 | 4 | 2 | 2 | 86 | 65 | 21 | 66 | 27 | 29 |
| 47 | 22 | 25 | 55 | 26 | 29 | 19 | 10 | 9 | 419 | 335 | 84 | 219 | 106 | 113 |
| 2 | ... | 2 | 3 | 2 | 1 | 4 | 2 | 2 | 16 | 10 | 6 | 11 | 7 | 4 |
| 6 | 6 | ... | 3 | 2 | 1 | 2 | ... | 2 | 62 | 43 | 19 | 49 | 24 | 25 |
| ... | ... | ... | 2 | 2 | ... | ... | ... | ... | 7 | 5 | 2 | 3 | 3 | ... |
| 10 | 7 | 3 | 6 | 6 | ... | 4 | 3 | 1 | 136 | 105 | 31 | 54 | 26 | 28 |
| ... | ... | ... | 1 | ... | 1 | ... | ... | ... | ... | ... | ... | 1 | 1 | ... |
| ... | ... | ... | ... | ... | ... | ... | ... | ... | 3 | 3 | ... | 1 | ... | 1 |
| ... | ... | ... | ... | ... | ... | ... | ... | ... | ... | ... | ... | ... | ... | ... |
| 267 | 178 | 89 | 274 | 189 | 85 | 204 | 128 | 76 | 751 | 629 | 122 | 1056 | 671 | 385 |
| 2 | 1 | 1 | 5 | 1 | 4 | 2 | 2 | ... | 9 | 6 | 3 | 21 | 13 | 8 |
| 53 | 21 | 32 | 72 | 40 | 32 | 45 | 23 | 22 | 200 | 162 | 38 | 282 | 157 | 125 |
| 130 | 57 | 73 | 98 | 44 | 54 | 66 | 37 | 29 | 368 | 300 | 68 | 259 | 144 | 115 |
| ... | ... | ... | ... | ... | ... | ... | ... | ... | 2 | 2 | ... | 1 | 1 | ... |
| 5 | 2 | 3 | 7 | 3 | 4 | 3 | 3 | ... | 14 | 10 | 4 | 27 | 14 | 13 |
| ... | ... | ... | 1 | ... | 1 | ... | ... | ... | 1 | 1 | ... | 7 | 3 | 4 |
| 6 | 5 | 1 | 3 | 2 | 1 | ... | ... | ... | 4 | 4 | ... | 10 | 9 | 1 |
| 13 | 11 | 2 | 10 | 3 | 7 | 3 | 3 | ... | 6 | 1 | 5 | 16 | 10 | 6 |
| 17 | 11 | 6 | 5 | 2 | 3 | 1 | 1 | ... | 48 | 47 | 1 | 23 | 10 | 13 |
| 3 | 2 | 1 | 1 | ... | 1 | ... | ... | ... | 8 | 7 | 1 | 5 | 3 | 2 |
| 1 | 1 | ... | ... | ... | ... | ... | ... | ... | 10 | 9 | 1 | 2 | 2 | ... |
| ... | ... | ... | ... | ... | ... | ... | ... | ... | 1 | 1 | ... | 2 | ... | 2 |
| ... | ... | ... | ... | ... | ... | ... | ... | ... | 2 | 2 | ... | ... | ... | ... |
| ... | ... | ... | 1 | 1 | ... | ... | ... | ... | 3 | 3 | ... | ... | ... | ... |
| ... | ... | ... | ... | ... | ... | 1 | ... | 1 | 3 | 3 | ... | 1 | 1 | ... |
| ... | ... | ... | 5 | 3 | 2 | ... | ... | ... | 3 | 2 | 1 | 4 | 4 | ... |
| ... | ... | ... | ... | ... | ... | ... | ... | ... | ... | ... | ... | ... | ... | ... |
| ... | ... | ... | ... | ... | ... | ... | ... | ... | ... | ... | ... | 1 | 1 | ... |
| 3 | 3 | ... | ... | ... | ... | ... | ... | ... | 23 | 22 | 1 | 10 | 8 | 2 |
| 1 | 1 | ... | ... | ... | ... | ... | ... | ... | 15 | 15 | ... | 1 | 1 | ... |
| ... | ... | ... | ... | ... | ... | ... | ... | ... | ... | ... | ... | ... | ... | ... |
| ... | ... | ... | ... | ... | ... | ... | ... | ... | 2 | 2 | ... | 11 | 10 | 1 |
| ... | ... | ... | ... | ... | ... | ... | ... | ... | 1 | 1 | ... | 1 | ... | 1 |
| ... | ... | ... | ... | ... | ... | ... | ... | ... | 1 | 1 | ... | ... | ... | ... |
| 2 | ... | 2 | 2 | 1 | 1 | 1 | ... | 1 | 26 | 25 | 1 | 15 | 12 | 3 |
| ... | ... | ... | ... | ... | ... | ... | ... | ... | ... | ... | ... | ... | ... | ... |
| ... | ... | ... | ... | ... | ... | ... | ... | ... | ... | ... | ... | ... | ... | ... |
| ... | ... | ... | 4 | 1 | 3 | ... | ... | ... | ... | ... | ... | 3 | 2 | 1 |
| ... | ... | ... | ... | ... | ... | ... | ... | ... | 565 | 565 | ... | 13 | 10 | 3 |

TABLE VIII.—Showing Birth-places of Persons, Males,

| Birth-places. | Devon, West. | | | Deloraine. | | | Evandale. | | |
|--|--------------|------|------|------------|------|------|-----------|------|------|
| | Persons. | M. | F. | Persons. | M. | F. | Persons. | M. | F. |
| Total | 5734 | 3130 | 2604 | 4913 | 2640 | 2273 | 3262 | 1686 | 1576 |
| Total specified | 5733 | 3129 | 2604 | 4907 | 2634 | 2273 | 3262 | 1686 | 1576 |
| <i>British Empire—</i> | | | | | | | | | |
| Australasia | 4540 | 2401 | 2139 | 4120 | 2155 | 1965 | 2682 | 1347 | 1335 |
| United Kingdom | 1060 | 648 | 412 | 724 | 431 | 293 | 551 | 321 | 230 |
| Other British Possessions | 77 | 37 | 40 | 9 | 6 | 3 | 17 | 8 | 9 |
| Total British Possessions | 5677 | 3086 | 2591 | 4853 | 2592 | 2261 | 3250 | 1676 | 1574 |
| <i>Foreign Countries</i> | 56 | 43 | 13 | 54 | 42 | 12 | 12 | 10 | 2 |
| <i>Unspecified</i> | 1 | 1 | ... | 6 | 6 | ... | ... | ... | ... |
| <i>British Empire—</i> | | | | | | | | | |
| Australasia : | | | | | | | | | |
| Tasmania | 4305 | 2282 | 2023 | 4034 | 2113 | 1921 | 2567 | 1292 | 1275 |
| New South Wales | 26 | 8 | 18 | 7 | 3 | 4 | 22 | 12 | 10 |
| Victoria | 141 | 81 | 60 | 61 | 32 | 29 | 68 | 32 | 36 |
| Queensland | 2 | 1 | 1 | 2 | 1 | 1 | 6 | 3 | 3 |
| South Australia | 41 | 17 | 24 | 8 | 5 | 3 | 9 | 5 | 4 |
| Western Australia | 3 | 2 | 1 | ... | ... | ... | 3 | ... | 3 |
| New Zealand | 22 | 10 | 12 | 8 | 1 | 7 | 7 | 3 | 4 |
| Fiji | ... | ... | ... | ... | ... | ... | ... | ... | ... |
| Australasia, (Colony not stated) | ... | ... | ... | ... | ... | ... | ... | ... | ... |
| Aboriginals | ... | ... | ... | ... | ... | ... | ... | ... | ... |
| United Kingdom : | | | | | | | | | |
| England | 681 | 432 | 249 | 456 | 302 | 154 | 353 | 231 | 122 |
| Wales | 4 | 2 | 2 | 2 | 1 | 1 | ... | ... | ... |
| Scotland | 182 | 109 | 73 | 94 | 46 | 48 | 109 | 53 | 56 |
| Ireland | 193 | 105 | 88 | 172 | 82 | 90 | 89 | 37 | 52 |
| Other British Possessions : | | | | | | | | | |
| European | 1 | ... | 1 | ... | ... | ... | ... | ... | ... |
| Asiatic | 46 | 17 | 29 | 4 | 3 | 1 | 2 | 1 | 1 |
| African | 1 | ... | 1 | 2 | 2 | ... | 1 | ... | 1 |
| American | 9 | 5 | 4 | 1 | 1 | ... | 4 | 2 | 2 |
| Other British subjects | 20 | 15 | 5 | 2 | ... | 2 | 10 | 5 | 5 |
| <i>Foreign Countries—</i> | | | | | | | | | |
| Europe : | | | | | | | | | |
| German Empire | 22 | 13 | 9 | 43 | 33 | 10 | 2 | 1 | 1 |
| France | 1 | 1 | ... | 2 | 2 | ... | ... | ... | ... |
| Russia | ... | ... | ... | ... | ... | ... | ... | ... | ... |
| Austria (Austro-Hungary) ... | 2 | 1 | 1 | ... | ... | ... | 1 | 1 | ... |
| Spain | ... | ... | ... | ... | ... | ... | ... | ... | ... |
| Portugal | ... | ... | ... | ... | ... | ... | 1 | 1 | ... |
| Switzerland | ... | ... | ... | ... | ... | ... | ... | ... | ... |
| Holland | ... | ... | ... | ... | ... | ... | ... | ... | ... |
| Belgium | ... | ... | ... | ... | ... | ... | ... | ... | ... |
| Denmark | 1 | 1 | ... | ... | ... | ... | ... | ... | ... |
| Balkan States | ... | ... | ... | ... | ... | ... | ... | ... | ... |
| Turkey | ... | ... | ... | ... | ... | ... | ... | ... | ... |
| Greece | ... | ... | ... | ... | ... | ... | ... | ... | ... |
| Sweden and Norway | 8 | 8 | ... | 1 | 1 | ... | ... | ... | ... |
| Italy | ... | ... | ... | ... | ... | ... | ... | ... | ... |
| Other European Countries ... | 1 | 1 | ... | ... | ... | ... | ... | ... | ... |
| Asia : | | | | | | | | | |
| China | 8 | 8 | ... | 3 | 3 | ... | 3 | 3 | ... |
| Other Asiatic Countries | 3 | 3 | ... | ... | ... | ... | ... | ... | ... |
| Africa | 1 | ... | 1 | ... | ... | ... | 1 | 1 | ... |
| North America : | | | | | | | | | |
| United States | ... | ... | ... | 4 | 2 | 2 | 4 | 3 | 1 |
| Other Countries of N. A. | ... | ... | ... | ... | ... | ... | ... | ... | ... |
| South America | 2 | 1 | 1 | ... | ... | ... | ... | ... | ... |
| Polynesia | ... | ... | ... | 1 | 1 | ... | ... | ... | ... |
| <i>Unspecified</i> | 1 | 1 | ... | 6 | 6 | ... | ... | ... | ... |

and Females, in Electoral Districts (House of Assembly)—*continued.*

| Fingal. | | | Franklin. | | | George Town. | | | Glamorgan. | | | Glenorchy. | | | Kingborough. | | |
|----------|------|------|-----------|------|------|--------------|------|------|------------|-----|-----|------------|------|------|--------------|------|------|
| Persons. | M. | F. | Persons. | M. | F. | Persons. | M. | F. | Persons. | M. | F. | Persons. | M. | F. | Persons. | M. | F. |
| 5008 | 2814 | 2189 | 3704 | 1968 | 1736 | 3607 | 1884 | 1723 | 1919 | 986 | 933 | 5502 | 2735 | 2767 | 7690 | 3867 | 3823 |
| 5003 | 2814 | 2189 | 3701 | 1965 | 1736 | 3606 | 1884 | 1722 | 1917 | 984 | 933 | 5502 | 2735 | 2767 | 7690 | 3867 | 3823 |
| 3919 | 2047 | 1872 | 3066 | 1600 | 1466 | 2857 | 1442 | 1415 | 1617 | 814 | 803 | 3898 | 1806 | 2092 | 6175 | 3070 | 3105 |
| 741 | 484 | 257 | 560 | 312 | 248 | 687 | 400 | 287 | 262 | 150 | 112 | 1432 | 846 | 586 | 1318 | 689 | 629 |
| 21 | 12 | 9 | 14 | 6 | 8 | 25 | 14 | 11 | 64 | 27 | 37 | 54 | 22 | 32 | 56 | 31 | 25 |
| 4681 | 2543 | 2138 | 3640 | 1918 | 1722 | 3569 | 1856 | 1713 | 1943 | 991 | 952 | 5384 | 2674 | 2710 | 7549 | 3790 | 3759 |
| 323 | 272 | 51 | 61 | 47 | 14 | 37 | 28 | 9 | 27 | 15 | 12 | 118 | 61 | 57 | 141 | 77 | 64 |
| ... | ... | ... | 3 | 3 | ... | 1 | ... | 1 | 2 | 2 | ... | ... | ... | ... | ... | ... | ... |
| 3686 | 1901 | 1785 | 3019 | 1583 | 1436 | 2475 | 1241 | 1234 | 1579 | 803 | 776 | 3632 | 1684 | 1948 | 5957 | 2978 | 2979 |
| 36 | 19 | 17 | 14 | 5 | 9 | 13 | 5 | 8 | 7 | 3 | 4 | 60 | 26 | 34 | 37 | 14 | 23 |
| 160 | 98 | 62 | 19 | 6 | 13 | 299 | 156 | 143 | 24 | 6 | 18 | 137 | 58 | 79 | 92 | 40 | 52 |
| 6 | 4 | 2 | 1 | ... | 1 | 4 | 1 | 3 | 1 | ... | 1 | 8 | 6 | 2 | 9 | 4 | 5 |
| 18 | 13 | 5 | 4 | 2 | 2 | 32 | 19 | 13 | ... | ... | ... | 22 | 10 | 12 | 22 | 12 | 10 |
| 5 | 5 | ... | 2 | ... | 2 | 2 | 1 | 1 | ... | ... | ... | 1 | ... | 1 | 3 | 2 | 1 |
| 8 | 7 | 1 | 7 | 4 | 3 | 32 | 19 | 13 | 6 | 2 | 4 | 36 | 22 | 14 | 54 | 20 | 34 |
| ... | ... | ... | ... | ... | ... | ... | ... | ... | ... | ... | ... | 2 | ... | 2 | 1 | ... | 1 |
| ... | ... | ... | ... | ... | ... | ... | ... | ... | ... | ... | ... | ... | ... | ... | ... | ... | ... |
| ... | ... | ... | ... | ... | ... | ... | ... | ... | ... | ... | ... | ... | ... | ... | ... | ... | ... |
| 432 | 306 | 126 | 332 | 207 | 125 | 490 | 300 | 190 | 184 | 117 | 67 | 990 | 650 | 340 | 786 | 447 | 339 |
| 27 | 21 | 6 | 19 | 8 | 11 | 26 | 17 | 9 | 3 | ... | 3 | 15 | 7 | 8 | 7 | 2 | 5 |
| 131 | 75 | 56 | 66 | 38 | 28 | 95 | 49 | 46 | 22 | 11 | 11 | 130 | 66 | 64 | 110 | 53 | 57 |
| 151 | 82 | 69 | 143 | 59 | 84 | 76 | 34 | 42 | 53 | 22 | 31 | 297 | 123 | 174 | 415 | 187 | 228 |
| 1 | ... | 1 | ... | ... | ... | ... | ... | ... | ... | ... | ... | 3 | 1 | 2 | ... | ... | ... |
| 8 | 5 | 3 | 5 | 2 | 3 | 11 | 6 | 5 | 6 | 3 | 3 | 36 | 15 | 21 | 24 | 11 | 13 |
| 2 | 2 | ... | 1 | ... | 1 | 2 | ... | 2 | ... | ... | ... | 1 | 1 | ... | 7 | 6 | 1 |
| 1 | 1 | ... | 1 | 1 | ... | 2 | 2 | ... | ... | ... | ... | 5 | 2 | 3 | 14 | 7 | 7 |
| 9 | 4 | 5 | 7 | 3 | 4 | 10 | 6 | 4 | 5 | 2 | 3 | 9 | 3 | 6 | 11 | 7 | 4 |
| 97 | 58 | 39 | 35 | 22 | 13 | 9 | 6 | 3 | 19 | 12 | 7 | 59 | 29 | 30 | 84 | 45 | 39 |
| 1 | 1 | ... | 2 | 2 | ... | 1 | ... | 1 | 1 | ... | 1 | 5 | 1 | 4 | 5 | 3 | 2 |
| ... | ... | ... | 2 | 2 | ... | 1 | 1 | ... | ... | ... | ... | 1 | 1 | ... | 2 | 2 | ... |
| 1 | 1 | ... | ... | ... | ... | ... | ... | ... | ... | ... | ... | 1 | 1 | ... | 2 | 1 | 1 |
| ... | ... | ... | ... | ... | ... | ... | ... | ... | ... | ... | ... | 1 | ... | 1 | 2 | 1 | 1 |
| ... | ... | ... | 4 | 4 | ... | ... | ... | ... | ... | ... | ... | ... | ... | ... | 5 | 4 | 1 |
| ... | ... | ... | ... | ... | ... | ... | ... | ... | 1 | 1 | ... | 1 | ... | 1 | ... | ... | ... |
| ... | ... | ... | 1 | 1 | ... | ... | ... | ... | ... | ... | ... | ... | ... | ... | ... | ... | ... |
| ... | ... | ... | ... | ... | ... | 1 | 1 | ... | 1 | ... | 1 | 1 | ... | 1 | ... | ... | ... |
| 17 | 10 | 7 | 2 | 1 | 1 | 8 | 7 | 1 | 2 | 1 | 1 | 32 | 17 | 15 | 15 | 7 | 8 |
| ... | ... | ... | ... | ... | ... | ... | ... | ... | ... | ... | ... | ... | ... | ... | ... | ... | ... |
| ... | ... | ... | ... | ... | ... | ... | ... | ... | ... | ... | ... | ... | ... | ... | ... | ... | ... |
| ... | ... | ... | ... | ... | ... | ... | ... | ... | ... | ... | ... | ... | ... | ... | ... | ... | ... |
| 11 | 9 | 2 | 3 | 3 | ... | 1 | 1 | ... | ... | ... | ... | ... | ... | ... | 1 | 1 | ... |
| 1 | 1 | ... | 1 | 1 | ... | ... | ... | ... | ... | ... | ... | 5 | 4 | 1 | 7 | 5 | 2 |
| ... | ... | ... | ... | ... | ... | ... | ... | ... | ... | ... | ... | ... | ... | ... | ... | ... | ... |
| ... | ... | ... | ... | ... | ... | ... | ... | ... | ... | ... | ... | ... | ... | ... | ... | ... | ... |
| 186 | 184 | 2 | 4 | 4 | ... | 7 | 7 | ... | 1 | 1 | ... | 2 | 2 | ... | ... | ... | ... |
| ... | ... | ... | 1 | 1 | ... | ... | ... | ... | ... | ... | ... | ... | ... | ... | 1 | 1 | ... |
| 1 | 1 | ... | ... | ... | ... | 2 | 1 | 1 | ... | ... | ... | 5 | 2 | 3 | 2 | ... | 2 |
| 5 | 5 | ... | 3 | 3 | ... | 6 | 4 | 2 | 2 | ... | 2 | 5 | 4 | 1 | 13 | 7 | 6 |
| ... | ... | ... | ... | ... | ... | ... | ... | ... | ... | ... | ... | ... | ... | ... | ... | ... | ... |
| 2 | 2 | ... | 1 | 1 | ... | 1 | ... | 1 | ... | ... | ... | ... | ... | ... | 2 | ... | 2 |
| 1 | ... | 1 | 2 | 2 | ... | ... | ... | ... | ... | ... | ... | ... | ... | ... | ... | ... | ... |
| ... | ... | ... | 3 | 3 | ... | 1 | ... | 1 | 2 | 2 | ... | ... | ... | ... | ... | ... | ... |

TABLE VIII.—Showing Birth-places of Persons, Males,

| Birth-places. | Longford. | | | New Norfolk. | | | Oatlands. | | |
|---------------------------------------|-----------|------|------|--------------|------|------|-----------|------|------|
| | Persons. | M. | F. | Persons. | M. | F. | Persons. | M. | F. |
| Total | 3126 | 1535 | 1591 | 4253 | 2248 | 2005 | 3330 | 1711 | 1619 |
| Total specified | 3126 | 1535 | 1591 | 4247 | 2242 | 2005 | 3330 | 1711 | 1619 |
| <i>British Empire—</i> | | | | | | | | | |
| Australasia | 2478 | 1197 | 1281 | 3245 | 1679 | 1566 | 2858 | 1439 | 1419 |
| United Kingdom | 608 | 322 | 286 | 869 | 495 | 374 | 447 | 254 | 193 |
| Other British Possessions..... | 17 | 5 | 12 | 31 | 12 | 19 | 3 | 3 | ... |
| Total British Possessions..... | 3103 | 1524 | 1579 | 4145 | 2186 | 1959 | 3308 | 1696 | 1612 |
| <i>Foreign Countries.....</i> | 23 | 11 | 12 | 102 | 56 | 46 | 22 | 15 | 7 |
| <i>Unspecified.....</i> | ... | ... | ... | 6 | 6 | ... | ... | ... | ... |
| <i>British Empire—</i> | | | | | | | | | |
| Australasia : | | | | | | | | | |
| Tasmania | 2388 | 1157 | 1231 | 3148 | 1621 | 1527 | 2814 | 1416 | 1398 |
| New South Wales..... | 23 | 9 | 14 | 14 | 8 | 6 | 13 | 9 | 4 |
| Victoria | 52 | 24 | 28 | 58 | 32 | 26 | 21 | 9 | 12 |
| Queensland | 4 | 2 | 2 | 5 | 3 | 2 | 1 | ... | 1 |
| South Australia | 6 | 3 | 3 | 7 | 4 | 3 | 1 | ... | 1 |
| Western Australia..... | ... | ... | ... | 1 | 1 | ... | 3 | ... | 3 |
| New Zealand | 5 | 2 | 3 | 11 | 9 | 2 | 5 | 5 | ... |
| Fiji | ... | ... | ... | ... | ... | ... | ... | ... | ... |
| Australasia (Colony not stated) | ... | ... | ... | 1 | 1 | ... | ... | ... | ... |
| Aboriginals | ... | ... | ... | ... | ... | ... | ... | ... | ... |
| United Kingdom : | | | | | | | | | |
| England | 405 | 242 | 163 | 493 | 322 | 171 | 226 | 150 | 76 |
| Wales | 7 | 4 | 3 | 4 | 3 | 1 | 2 | 2 | ... |
| Scotland | 83 | 33 | 50 | 122 | 74 | 48 | 83 | 43 | 40 |
| Ireland | 113 | 43 | 70 | 250 | 96 | 154 | 136 | 59 | 77 |
| Other British Possessions : | | | | | | | | | |
| European | ... | ... | ... | ... | ... | ... | ... | ... | ... |
| Asiatic | 16 | 4 | 12 | 4 | 2 | 2 | 1 | 1 | ... |
| African | ... | ... | ... | ... | ... | ... | ... | ... | ... |
| American | 1 | 1 | ... | 6 | 6 | ... | 1 | 1 | ... |
| Other British Subjects | ... | ... | ... | 21 | 4 | 17 | 1 | 1 | ... |
| <i>Foreign Countries—</i> | | | | | | | | | |
| Europe : | | | | | | | | | |
| German Empire | 21 | 9 | 12 | 75 | 37 | 38 | 19 | 13 | 6 |
| France | ... | ... | ... | 1 | 1 | ... | 2 | 1 | 1 |
| Russia | ... | ... | ... | 1 | 1 | ... | ... | ... | ... |
| Austria—Austro-Hungary ... | ... | ... | ... | 4 | 1 | 3 | 1 | 1 | ... |
| Spain | ... | ... | ... | ... | ... | ... | ... | ... | ... |
| Portugal | ... | ... | ... | ... | ... | ... | ... | ... | ... |
| Switzerland | ... | ... | ... | ... | ... | ... | ... | ... | ... |
| Holland | ... | ... | ... | 2 | 1 | 1 | ... | ... | ... |
| Belgium | ... | ... | ... | ... | ... | ... | ... | ... | ... |
| Denmark | ... | ... | ... | 1 | 1 | ... | ... | ... | ... |
| Balkan States | ... | ... | ... | ... | ... | ... | ... | ... | ... |
| Turkey | ... | ... | ... | ... | ... | ... | ... | ... | ... |
| Greece | ... | ... | ... | 1 | 1 | ... | ... | ... | ... |
| Sweden and Norway | 1 | 1 | ... | 8 | 6 | 2 | ... | ... | ... |
| Italy | ... | ... | ... | ... | ... | ... | ... | ... | ... |
| Other European Countries ... | ... | ... | ... | ... | ... | ... | ... | ... | ... |
| Asia : | | | | | | | | | |
| China | 1 | 1 | ... | 2 | 2 | ... | ... | ... | ... |
| Other Asiatic Countries | ... | ... | ... | 1 | 1 | ... | ... | ... | ... |
| Africa | ... | ... | ... | ... | ... | ... | ... | ... | ... |
| North America : | | | | | | | | | |
| United States..... | ... | ... | ... | 5 | 3 | 2 | ... | ... | ... |
| Other Countries of N. A..... | ... | ... | ... | ... | ... | ... | ... | ... | ... |
| South America | ... | ... | ... | 1 | 1 | ... | ... | ... | ... |
| Polynesia | ... | ... | ... | ... | ... | ... | ... | ... | ... |
| <i>Unspecified.....</i> | ... | ... | ... | 6 | 6 | ... | ... | ... | ... |

and Females in Electoral Districts (House of Assembly)—*continued.*

| Richmond. | | | Ringarooma. | | | Selby. | | | Sorell. | | | Wellington. | | | Westbury. | | |
|-----------|------|------|-------------|------|------|----------|------|------|----------|------|------|-------------|------|------|-----------|------|------|
| Persons. | M. | F. | Persons. | M. | F. | Persons. | M. | F. | Persons. | M. | F. | Persons. | M. | F. | Persons. | M. | F. |
| 2561 | 1359 | 1202 | 4814 | 2910 | 1904 | 4077 | 2134 | 1943 | 4183 | 2217 | 1966 | 7814 | 4451 | 3363 | 4539 | 2413 | 2126 |
| 2556 | 1359 | 1197 | 4814 | 2910 | 1904 | 4076 | 2133 | 1943 | 4175 | 2209 | 1966 | 7811 | 4448 | 3363 | 4539 | 2413 | 2126 |
| 2230 | 1162 | 1068 | 3392 | 1790 | 1602 | 3169 | 1584 | 1585 | 3592 | 1852 | 1740 | 6301 | 3420 | 2881 | 3650 | 1916 | 1734 |
| 299 | 180 | 119 | 722 | 456 | 266 | 797 | 461 | 336 | 538 | 323 | 215 | 1325 | 882 | 443 | 834 | 460 | 374 |
| 9 | 6 | 3 | 31 | 19 | 12 | 25 | 16 | 9 | 8 | 5 | 3 | 65 | 38 | 27 | 33 | 23 | 10 |
| 2538 | 1348 | 1190 | 4145 | 2265 | 1880 | 3991 | 2061 | 1930 | 4138 | 2180 | 1958 | 7691 | 4340 | 3351 | 4517 | 2399 | 2118 |
| 18 | 11 | 7 | 669 | 645 | 24 | 85 | 72 | 13 | 37 | 29 | 8 | 120 | 108 | 12 | 22 | 14 | 8 |
| 5 | ... | 5 | ... | ... | ... | 1 | 1 | ... | 8 | 8 | ... | 3 | 3 | ... | ... | ... | ... |
| 2179 | 1131 | 1048 | 3112 | 1635 | 1477 | 3006 | 1501 | 1505 | 3477 | 1802 | 1675 | 5631 | 3009 | 2622 | 3552 | 1881 | 1671 |
| 16 | 11 | 5 | 34 | 18 | 16 | 32 | 19 | 13 | 26 | 15 | 11 | 40 | 23 | 17 | 10 | 3 | 7 |
| 24 | 17 | 7 | 186 | 108 | 78 | 110 | 55 | 55 | 60 | 28 | 32 | 471 | 295 | 176 | 62 | 23 | 39 |
| ... | ... | ... | 6 | 4 | 2 | 3 | 1 | 2 | 5 | ... | 5 | 2 | 2 | ... | ... | ... | ... |
| 3 | 1 | 2 | 31 | 13 | 18 | 9 | 3 | 6 | 8 | 4 | 4 | 99 | 54 | 45 | 12 | 5 | 7 |
| 3 | 1 | 2 | ... | ... | ... | 1 | 1 | ... | ... | ... | ... | 4 | 2 | 2 | ... | ... | ... |
| 5 | 1 | 4 | 23 | 12 | 11 | 6 | 2 | 4 | 11 | 2 | 9 | 52 | 33 | 19 | 14 | 4 | 10 |
| ... | ... | ... | ... | ... | ... | 1 | 1 | ... | 3 | 1 | 2 | 1 | 1 | ... | ... | ... | ... |
| ... | ... | ... | ... | ... | ... | 1 | 1 | ... | 2 | ... | 2 | 1 | 1 | ... | ... | ... | ... |
| ... | ... | ... | ... | ... | ... | ... | ... | ... | ... | ... | ... | ... | ... | ... | ... | ... | ... |
| 164 | 101 | 63 | 443 | 282 | 161 | 469 | 274 | 195 | 394 | 252 | 142 | 882 | 604 | 278 | 435 | 266 | 169 |
| 5 | 5 | ... | 3 | ... | 3 | 15 | 10 | 5 | ... | ... | ... | 30 | 23 | 7 | 5 | 4 | 1 |
| 24 | 16 | 8 | 189 | 115 | 74 | 155 | 87 | 68 | 56 | 31 | 25 | 158 | 95 | 63 | 165 | 85 | 80 |
| 106 | 58 | 48 | 87 | 59 | 28 | 158 | 90 | 68 | 88 | 40 | 48 | 255 | 160 | 95 | 229 | 105 | 124 |
| ... | ... | ... | 1 | ... | 1 | ... | ... | ... | ... | ... | ... | ... | ... | ... | 2 | 1 | 1 |
| 9 | 6 | 3 | 16 | 9 | 7 | 13 | 8 | 5 | 4 | 1 | 3 | 26 | 13 | 13 | 10 | 7 | 3 |
| ... | ... | ... | 3 | 1 | 2 | 4 | 2 | 2 | ... | ... | ... | 11 | 4 | 7 | 1 | ... | 1 |
| ... | ... | ... | 2 | 2 | ... | 2 | 2 | ... | 2 | 2 | ... | 12 | 9 | 3 | 6 | 5 | 1 |
| ... | ... | ... | 9 | 7 | 2 | 6 | 4 | 2 | 2 | 2 | ... | 16 | 12 | 4 | 14 | 10 | 4 |
| 11 | 6 | 5 | 35 | 26 | 9 | 31 | 22 | 9 | 14 | 10 | 4 | 47 | 41 | 6 | 8 | 3 | 5 |
| ... | ... | ... | ... | ... | ... | 3 | 3 | ... | 1 | 1 | ... | 3 | 2 | 1 | ... | ... | ... |
| ... | ... | ... | 2 | 1 | 1 | 1 | 1 | ... | 1 | 1 | ... | 4 | 4 | ... | ... | ... | ... |
| ... | ... | ... | 1 | 1 | ... | 1 | 1 | ... | 1 | 1 | ... | 3 | 3 | ... | ... | ... | ... |
| 1 | ... | 1 | ... | ... | ... | 1 | 1 | ... | ... | ... | ... | 1 | ... | 1 | ... | ... | ... |
| ... | ... | ... | ... | ... | ... | ... | ... | ... | ... | ... | ... | ... | ... | ... | 2 | 2 | ... |
| ... | ... | ... | 1 | 1 | ... | 1 | 1 | ... | ... | ... | ... | 6 | 6 | ... | ... | ... | ... |
| ... | ... | ... | ... | ... | ... | 1 | 1 | ... | ... | ... | ... | ... | ... | ... | ... | ... | ... |
| ... | ... | ... | ... | ... | ... | ... | ... | ... | ... | ... | ... | ... | ... | ... | ... | ... | ... |
| 2 | 1 | 1 | 10 | 7 | 3 | 3 | 3 | ... | 2 | 1 | 1 | 3 | 3 | ... | ... | ... | ... |
| ... | ... | ... | ... | ... | ... | ... | ... | ... | ... | ... | ... | ... | ... | ... | ... | ... | ... |
| ... | ... | ... | ... | ... | ... | ... | ... | ... | ... | ... | ... | ... | ... | ... | ... | ... | ... |
| ... | ... | ... | ... | ... | ... | ... | ... | ... | ... | ... | ... | ... | ... | ... | ... | ... | ... |
| 3 | 3 | ... | 12 | 12 | ... | 4 | 4 | ... | 5 | 4 | 1 | 17 | 17 | ... | ... | ... | ... |
| ... | ... | ... | ... | ... | ... | 2 | 2 | ... | 2 | 2 | ... | ... | ... | ... | ... | ... | ... |
| ... | ... | ... | ... | ... | ... | 2 | 2 | ... | ... | ... | ... | ... | ... | ... | ... | ... | ... |
| ... | ... | ... | 589 | 586 | 3 | 26 | 26 | ... | ... | ... | ... | 19 | 19 | ... | ... | ... | ... |
| ... | ... | ... | 1 | 1 | ... | 2 | ... | 2 | 1 | 1 | ... | 2 | 2 | ... | ... | ... | ... |
| ... | ... | ... | ... | ... | ... | 5 | 5 | ... | ... | ... | ... | ... | ... | ... | ... | ... | ... |
| 1 | 1 | ... | 18 | 10 | 8 | 2 | ... | 2 | 5 | 4 | 1 | 14 | 11 | 3 | 10 | 8 | 2 |
| ... | ... | ... | ... | ... | ... | ... | ... | ... | ... | ... | ... | ... | ... | ... | ... | ... | ... |
| ... | ... | ... | ... | ... | ... | ... | ... | ... | 5 | 4 | 1 | 1 | ... | 1 | 1 | 1 | ... |
| ... | ... | ... | ... | ... | ... | ... | ... | ... | ... | ... | ... | ... | ... | ... | 1 | ... | 1 |
| 5 | ... | 5 | ... | ... | ... | 1 | 1 | ... | 8 | 8 | ... | 3 | 3 | ... | ... | ... | ... |

T A S M A N I A.

C E N S U S 1 8 9 1.

PART V.

EDUCATION OF THE PEOPLE.

Date of Enumeration, April 5, 1891.

PART V.

EDUCATION OF THE PEOPLE.

| Table | Page |
|---|------|
| I. Return showing Proportion of all Persons specified as regards Education relative to the Total Numbers specified under the principal Age-groups at the four last Census Periods | 89 |
| II. Return showing Number and Proportion of all Persons under Education and Age-groups | 90 |
| III. Return showing Number in Urban and Rural Districts at the two last Censuses under Education and Age-groups | 91 |
| IV. Return showing Proportion of Persons in Urban and Rural Districts at the two last Censuses under Education and Age-groups | 92 |
| V. Return of Persons and Education in each Electoral District (Numerical)..... | 93 |
| VI. Ditto, ditto, (Centesimal)..... | 94 |
| VII. Return showing for each Electoral District and for Urban and Rural Districts the Proportion of Persons who could read, &c. in the order of the highest results ; the Proportion of all Ages over 7 years and over 21 years ; also the Number of State Schools and their Number relative to Area and Population | 95 |
| VIII. Return showing the Education at different Ages in Electoral Districts | 96 |
| IX. Return showing the Number and Education of Children at Ages 3 - 15 (Numerical and Centesimal)..... | 118 |
| X. Return showing the Education of Children (3 - 15) in Urban and Rural Districts | 119 |
| XI. Return showing the Education of Children (3 - 15) of various Religious Denominations..... | 120 |
| XII. Return showing the Number of Children (3 - 15) receiving Instruction at School or at Home, and Proportion to the whole Population between 3 and 15 years of Age | 121 |
| XIII. Return of the Proportion of Children (3 - 15) receiving Secular Instruction..... | 121 |
| XIV. Return under Age-groups of the Number and Proportion of Children receiving Instruction, and the Number and Proportion of the Residue, in Urban, Rural, and Electoral Districts..... | 122 |
| XV. Return of the Number of Children (3 - 21) stated as attending different Schools and receiving Instruction at Home | 123 |
| XVI. Ditto, in Urban, Rural, and Electoral Districts..... | 124 |
| XVII. Ditto, attending State Schools, in Urban, Rural, and Electoral Districts | 125 |
| XVIII. Ditto, Private Schools, ditto | 126 |
| XIX. Ditto, receiving Instruction at Home, ditto | 127 |
| XX. Return showing the Number of Children (3 - 14) of whom there is no record as to receiving Instruction either at School or at Home, in Urban, Rural, and Electoral Districts..... | 128 |

CENSUS OF TASMANIA.

EDUCATION OF THE PEOPLE.

Education at successive Censuses.

TABLE I.—Showing the Proportion per cent. of all Persons specified under the various degrees of Education relative to the Total Numbers specified under the principal Age-groups at the four last Census Periods.

Per cent. to Total specified of each Age-group.

| Census Periods. | All Ages. | | | Under 10. | | | 10 and under 20. | | | 20 and over. | | |
|-----------------|-----------------|------------|--------------|-----------------|------------|--------------|------------------|------------|--------------|-----------------|------------|--------------|
| | Read and write. | Read only. | Cannot read. | Read and write. | Read only. | Cannot read. | Read and write. | Read only. | Cannot read. | Read and write. | Read only. | Cannot read. |
| 1861..... | 53·66 | 14·60 | 31·74 | ... | ... | ... | ... | ... | ... | ... | ... | ... |
| 1870..... | 56·32 | 14·04 | 29·64 | ... | ... | ... | ... | ... | ... | ... | ... | ... |
| 1881..... | 64·65 | 8·40 | 26·95 | 24·46 | 10·92 | 64·62 | 92·64 | 3·94 | 3·42 | 78·99 | 7·94 | 13·07 |
| 1891..... | 70·26 | 4·36 | 25·38 | 26·29 | 7·46 | 66·25 | 96·78 | 1·54 | 1·68 | 87·36 | 3·95 | 8·69 |

Per cent. to Total specified under each degree of Education.

| | | | | | | | | | | | | |
|-----------|--------|--------|--------|------|-------|-------|-------|-------|------|-------|-------|-------|
| 1861..... | 100·00 | 100·00 | 100·00 | ... | ... | ... | ... | ... | ... | ... | ... | ... |
| 1870..... | 100·00 | 100·00 | 100·00 | ... | ... | ... | ... | ... | ... | ... | ... | ... |
| 1881..... | 100·00 | 100·00 | 100·00 | 8·12 | 38·94 | 74·53 | 31·07 | 14·19 | 3·99 | 60·81 | 46·87 | 21·48 |
| 1891..... | 100·00 | 100·00 | 100·00 | 8·75 | 50·10 | 81·80 | 26·32 | 8·48 | 1·70 | 64·93 | 41·42 | 16·50 |

Education of the People.

TABLE III.—Showing the Number of Persons in the Colony and in Urban and Rural Districts at the last two Censuses (1881–1891) under each degree of Education and under various Age-groups.

| Ages. | The Colony. | | | | | | | | Urban Districts. | | | | | | | | Rural Districts. | | | | | | | |
|------------------------|-------------|---------|-----------------|---------|------------|-------|--------------|--------|------------------|--------|-----------------|--------|------------|-------|--------------|-------|------------------|---------|-----------------|--------|------------|-------|--------------|--------|
| | Total. | | Read and write. | | Read only. | | Cannot read. | | Total. | | Read and write. | | Read only. | | Cannot read. | | Total. | | Read and write. | | Read only. | | Cannot read. | |
| | 1881. | 1891. | 1881. | 1891. | 1881. | 1891. | 1881. | 1891. | 1881. | 1891. | 1881. | 1891. | 1881. | 1891. | 1881. | 1891. | 1881. | 1891. | 1881. | 1891. | 1881. | 1891. | 1881. | 1891. |
| All Ages | 115,705 | 146,677 | ... | ... | ... | ... | ... | ... | 33,870 | 42,113 | ... | ... | ... | ... | ... | ... | 81,835 | 104,554 | ... | ... | ... | ... | ... | ... |
| All Ages specified ... | 115,210 | 145,917 | 74,493 | 102,522 | 9663 | 6361 | 31,054 | 37,034 | 33,569 | 42,088 | 24,313 | 31,907 | 2262 | 1581 | 6994 | 8600 | 81,641 | 103,829 | 50,180 | 70,615 | 7401 | 4780 | 24,060 | 28,434 |
| 5 years and over | 99,019 | 124,466 | 74,493 | 102,522 | 9362 | 6124 | 15,164 | 15,820 | 29,317 | 36,608 | 24,313 | 31,907 | 2155 | 1484 | 2849 | 3217 | 69,702 | 87,858 | 50,180 | 70,615 | 7207 | 4640 | 12,315 | 12,693 |
| 7 " " | ... | 116,260 | ... | 101,079 | ... | 5080 | ... | 10,101 | ... | ... | ... | ... | ... | ... | ... | ... | ... | ... | ... | ... | ... | ... | ... | ... |
| 10 " " | 84,780 | 105,114 | 68,749 | 93,686 | 6354 | 3673 | 9677 | 7755 | 25,502 | 31,470 | 22,340 | 29,116 | 1381 | 789 | 1781 | 1565 | 59,278 | 73,644 | 46,409 | 64,570 | 4973 | 2884 | 7896 | 6190 |
| 14 " " | ... | 91,825 | ... | 81,510 | ... | 3215 | ... | 7100 | ... | ... | ... | ... | ... | ... | ... | ... | ... | ... | ... | ... | ... | ... | ... | ... |
| 15 " " | 71,125 | 88,656 | 57,310 | 78,515 | 5255 | 3150 | 8560 | 6991 | 21,502 | 26,974 | 18,663 | 24,803 | 1190 | 687 | 1649 | 1484 | 49,623 | 61,682 | 38,647 | 53,712 | 4065 | 2463 | 6911 | 5507 |
| 20 " " | 57,763 | 74,766 | 45,625 | 65,313 | 4586 | 2952 | 7552 | 6501 | 17,347 | 22,791 | 14,785 | 20,717 | 1060 | 655 | 1502 | 1419 | 40,416 | 51,975 | 30,840 | 44,596 | 3526 | 2297 | 6050 | 5082 |
| 21 " " | ... | 71,956 | ... | 62,648 | ... | 2917 | ... | 6391 | ... | ... | ... | ... | ... | ... | ... | ... | ... | ... | ... | ... | ... | ... | ... | ... |
| 5 - 7 years | ... | 8206 | ... | 1443 | ... | 1044 | ... | 5719 | ... | ... | ... | ... | ... | ... | ... | ... | ... | ... | ... | ... | ... | ... | ... | ... |
| 7 - 14 | ... | 24,435 | ... | 19,569 | ... | 1865 | ... | 3001 | ... | ... | ... | ... | ... | ... | ... | ... | ... | ... | ... | ... | ... | ... | ... | ... |
| 5 - 15 | 27,894 | 35,810 | 17,183 | 24,007 | 4107 | 2974 | 6604 | 8829 | 7815 | 9634 | 5650 | 7104 | 965 | 797 | 1200 | 1733 | 20,079 | 26,176 | 11,533 | 16,903 | 3142 | 2177 | 5404 | 7096 |
| 5 - 65 | 93,442 | 117,759 | 71,012 | 98,064 | 8602 | 5377 | 13,828 | 14,318 | 27,715 | 34,676 | 23,189 | 30,453 | 1948 | 1306 | 2578 | 2917 | 65,727 | 83,083 | 47,823 | 67,611 | 6654 | 4071 | 11,250 | 11,401 |
| 7 - 65 | ... | 109,553 | ... | 96,621 | ... | 4333 | ... | 8599 | ... | ... | ... | ... | ... | ... | ... | ... | ... | ... | ... | ... | ... | ... | ... | ... |
| 65 and over | 5577 | 6707 | 3481 | 4458 | 760 | 747 | 1336 | 1502 | 1602 | 1932 | 1124 | 1454 | 207 | 178 | 271 | 300 | 3975 | 4775 | 2357 | 3004 | 553 | 569 | 1065 | 1202 |
| Under 3 years | 9987 | 12,798 | ... | ... | ... | ... | 9987 | 12,798 | 2620 | 3282 | ... | ... | ... | ... | 2620 | 3282 | 7367 | 9516 | ... | ... | ... | ... | 7367 | 9516 |
| 3 - 5 years | 6204 | 8653 | ... | ... | 301 | 237 | 5903 | 8416 | 1032 | 2198 | ... | ... | 107 | 97 | 1525 | 2101 | 4572 | 6455 | ... | ... | 194 | 140 | 4378 | 6315 |
| 5 - 10 | 14,239 | 19,352 | 5744 | 8836 | 3008 | 2451 | 5487 | 8065 | 3815 | 5138 | 1973 | 2791 | 774 | 695 | 1068 | 1652 | 10,424 | 14,214 | 3771 | 6045 | 2234 | 1756 | 4419 | 6413 |
| 10 - 15 | 13,655 | 16,458 | 11,439 | 15,171 | 1099 | 523 | 1117 | 764 | 4000 | 4496 | 3677 | 4313 | 191 | 102 | 132 | 81 | 9655 | 11,962 | 7762 | 10,858 | 908 | 421 | 985 | 683 |
| 15 - 20 | 13,362 | 13,890 | 11,685 | 13,202 | 669 | 198 | 1008 | 490 | 4155 | 4183 | 3878 | 4086 | 130 | 32 | 147 | 65 | 9207 | 9707 | 7807 | 9116 | 539 | 166 | 861 | 425 |
| 20 - 25 | 11,891 | 13,729 | 10,366 | 12,938 | 523 | 190 | 1002 | 601 | 3680 | 4417 | 3403 | 4261 | 99 | 36 | 178 | 120 | 8211 | 9312 | 6963 | 8677 | 424 | 154 | 824 | 481 |
| 25 - 30 | 7971 | 13,316 | 6842 | 12,291 | 415 | 235 | 714 | 790 | 2431 | 4155 | 2234 | 3886 | 81 | 57 | 116 | 212 | 5540 | 9161 | 4608 | 8405 | 334 | 178 | 598 | 578 |
| 30 - 35 | 5880 | 10,813 | 5126 | 9774 | 265 | 282 | 489 | 757 | 1730 | 3165 | 1611 | 2943 | 59 | 54 | 60 | 168 | 4150 | 7648 | 3515 | 6831 | 206 | 228 | 429 | 589 |
| 35 - 40 | 5077 | 7792 | 4372 | 6883 | 308 | 265 | 397 | 644 | 1552 | 2345 | 1401 | 2173 | 68 | 44 | 83 | 128 | 3525 | 5447 | 2971 | 4710 | 240 | 221 | 314 | 516 |
| 40 - 45 | 4975 | 5976 | 4015 | 5339 | 367 | 218 | 593 | 419 | 1484 | 1805 | 1274 | 1672 | 82 | 56 | 128 | 77 | 3491 | 4171 | 2741 | 3667 | 285 | 162 | 465 | 342 |
| 45 - 50 | 4662 | 4910 | 3554 | 4383 | 488 | 202 | 620 | 325 | 1388 | 1530 | 1098 | 1424 | 126 | 45 | 164 | 61 | 3274 | 3380 | 2456 | 2959 | 362 | 157 | 456 | 264 |
| 50 - 55 | 4563 | 4430 | 3186 | 3764 | 533 | 227 | 844 | 439 | 1349 | 1336 | 1638 | 1177 | 125 | 57 | 186 | 102 | 3214 | 3094 | 2148 | 2587 | 408 | 170 | 658 | 337 |
| 55 - 60 | 3531 | 3709 | 2424 | 3001 | 454 | 259 | 653 | 449 | 1090 | 1122 | 845 | 952 | 110 | 60 | 135 | 110 | 2441 | 2587 | 1579 | 2049 | 344 | 199 | 518 | 339 |
| 60 - 65 | 3636 | 3384 | 2259 | 2482 | 473 | 327 | 904 | 575 | 1041 | 984 | 757 | 775 | 103 | 68 | 181 | 141 | 2595 | 2400 | 1502 | 1707 | 370 | 259 | 723 | 434 |
| 65 - 70 | 2299 | 2457 | 1481 | 1756 | 314 | 264 | 504 | 437 | 671 | 739 | 478 | 580 | 94 | 73 | 99 | 86 | 1628 | 1718 | 1003 | 1176 | 220 | 191 | 405 | 351 |
| 70 - 75 | 1740 | 2163 | 1074 | 1421 | 242 | 240 | 424 | 502 | 500 | 599 | 348 | 440 | 60 | 51 | 92 | 108 | 1240 | 1564 | 726 | 981 | 182 | 189 | 332 | 394 |
| 75 - 80 | 904 | 1189 | 546 | 748 | 111 | 142 | 247 | 299 | 238 | 334 | 164 | 253 | 27 | 33 | 47 | 48 | 666 | 855 | 382 | 495 | 84 | 109 | 200 | 251 |
| 80 - 85 | 480 | 625 | 296 | 381 | 76 | 71 | 108 | 173 | 145 | 189 | 99 | 134 | 23 | 14 | 23 | 41 | 335 | 436 | 197 | 247 | 53 | 57 | 85 | 132 |
| 85 and over | 154 | 273 | 84 | 152 | 17 | 30 | 53 | 91 | 48 | 71 | 35 | 47 | 3 | 7 | 10 | 17 | 106 | 202 | 49 | 105 | 14 | 23 | 43 | 74 |
| Unspecified | 495 | 750 | ... | ... | ... | ... | ... | ... | 301 | 25 | ... | ... | ... | ... | ... | ... | 194 | 725 | ... | ... | ... | ... | ... | ... |

Education of the People.

TABLE IV.—Showing the Proportion of Persons in the Colony, and in Urban and Rural Districts, at the last two Censuses (1881-1891), under each degree of Education, and under various Age-groups.

| Ages. | The Whole Colony. | | | | | | Urban Districts. | | | | | | Rural Districts. | | | | | |
|--------------------------|-------------------|-------|------------|-------|--------------|--------|------------------|-------|------------|-------|--------------|--------|------------------|-------|------------|-------|--------------|--------|
| | Read and write. | | Read only. | | Cannot read. | | Read and write. | | Read only. | | Cannot read. | | Read and write. | | Read only. | | Cannot read. | |
| | 1881. | 1891. | 1881. | 1891. | 1881. | 1891. | 1881. | 1891. | 1881. | 1891. | 1881. | 1891. | 1881. | 1891. | 1881. | 1891. | 1881. | 1891. |
| All ages specified | 64·65 | 70·26 | 8·40 | 4·36 | 26·95 | 25·38 | 72·42 | 75·92 | 6·74 | 3·65 | 20·84 | 20·43 | 63·46 | 67·96 | 9·07 | 4·65 | 29·47 | 27·39 |
| 5 years and under ... | 75·23 | 82·37 | 9·46 | 4·92 | 15·31 | 12·71 | 82·93 | 87·16 | 7·35 | 4·05 | 9·72 | 8·79 | 71·98 | 80·38 | 10·34 | 5·28 | 17·67 | 14·34 |
| 7 " " ... | ... | 86·94 | ... | 4·38 | ... | 8·68 | ... | 91·09 | ... | 3·27 | ... | 5·64 | ... | 85·20 | ... | 4·83 | ... | 9·97 |
| 10 " " ... | 81·09 | 89·13 | 7·50 | 3·49 | 11·41 | 7·38 | 87·60 | 92·52 | 5·42 | 2·51 | 6·98 | 4·97 | 78·29 | 87·68 | 8·39 | 3·92 | 13·32 | 8·40 |
| 14 " " ... | ... | 88·77 | ... | 3·50 | ... | 7·73 | ... | ... | ... | ... | ... | ... | ... | ... | ... | ... | ... | ... |
| 15 " " ... | 80·58 | 88·57 | 7·39 | 3·55 | 12·03 | 7·88 | 86·79 | 91·95 | 5·54 | 2·55 | 7·67 | 5·50 | 77·88 | 87·08 | 8·19 | 3·99 | 13·93 | 8·93 |
| 20 " " ... | 78·99 | 87·36 | 7·94 | 3·95 | 13·07 | 8·69 | 85·23 | 90·90 | 6·11 | 2·87 | 8·66 | 6·23 | 76·31 | 85·80 | 8·72 | 4·42 | 14·97 | 9·78 |
| 21 " " ... | 78·00 | 87·06 | ... | 4·05 | ... | 8·89 | ... | 90·70 | ... | 2·95 | ... | 6·35 | ... | 86·08 | ... | 4·70 | ... | 9·22 |
| 5 to 7 years | ... | 17·59 | ... | 12·73 | ... | 69·68 | ... | ... | ... | ... | ... | ... | ... | ... | ... | ... | ... | ... |
| 7 - 14..... | ... | 80·09 | ... | 7·63 | ... | 12·28 | ... | ... | ... | ... | ... | ... | ... | ... | ... | ... | ... | ... |
| 5 - 15..... | 61·61 | 67·04 | 14·72 | 8·30 | 23·67 | 24·66 | 72·30 | 73·74 | 12·35 | 8·27 | 15·35 | 17·99 | 57·44 | 64·58 | 15·65 | 8·32 | 26·91 | 27·10 |
| 5 - 65..... | 76·00 | 83·27 | 9·20 | 4·57 | 14·80 | 12·16 | 83·67 | 87·82 | 7·03 | 3·77 | 9·30 | 8·91 | 72·76 | 81·38 | 10·12 | 4·90 | 17·12 | 13·72 |
| 7 - 65..... | ... | 88·19 | ... | 3·96 | ... | 7·85 | ... | ... | ... | ... | ... | ... | ... | ... | ... | ... | ... | ... |
| 65 and over | 62·42 | 66·47 | 13·63 | 11·14 | 23·95 | 22·39 | 70·17 | 75·26 | 12·92 | 9·21 | 16·91 | 15·53 | 59·30 | 62·91 | 13·91 | 11·92 | 26·79 | 25·17 |
| Under 3 years | ... | ... | ... | ... | 100·00 | 100·00 | ... | ... | ... | ... | 100·00 | 100·00 | ... | ... | ... | ... | 100·00 | 100·00 |
| 3 - 5..... | ... | ... | 4·85 | 2·74 | 95·15 | 97·26 | ... | ... | 6·56 | 4·41 | 93·44 | 95·59 | ... | ... | 4·24 | 2·17 | 95·76 | 97·83 |
| 5 - 10..... | 40·36 | 45·66 | 21·12 | 12·67 | 38·52 | 41·67 | 51·71 | 54·32 | 20·29 | 13·53 | 28·00 | 32·15 | 36·18 | 42·53 | 21·44 | 12·35 | 42·38 | 45·12 |
| 10 - 15..... | 83·77 | 92·18 | 8·05 | 3·18 | 8·18 | 4·64 | 91·92 | 95·93 | 4·78 | 2·27 | 3·30 | 1·80 | 80·40 | 90·77 | 9·40 | 3·52 | 10·20 | 5·71 |
| 15 - 20..... | 87·45 | 95·04 | 5·01 | 1·43 | 7·54 | 3·53 | 93·33 | 97·68 | 3·13 | 0·77 | 3·54 | 1·55 | 84·80 | 93·91 | 5·85 | 1·71 | 9·35 | 4·38 |
| 20 - 25..... | 87·18 | 94·24 | 4·40 | 1·38 | 8·42 | 4·38 | 92·48 | 96·46 | 2·69 | 0·82 | 4·83 | 2·72 | 84·80 | 93·18 | 5·16 | 1·65 | 10·04 | 5·17 |
| 25 - 30..... | 85·83 | 92·31 | 6·21 | 1·76 | 8·96 | 5·93 | 91·90 | 93·53 | 3·33 | 1·37 | 4·77 | 5·10 | 83·18 | 91·75 | 6·02 | 1·94 | 10·80 | 6·31 |
| 30 - 35..... | 87·17 | 90·39 | 4·51 | 2·61 | 8·32 | 7·00 | 93·12 | 92·98 | 3·41 | 1·71 | 3·47 | 5·31 | 84·70 | 89·32 | 4·96 | 2·98 | 10·34 | 7·70 |
| 35 - 40..... | 86·11 | 88·34 | 6·07 | 3·40 | 7·82 | 8·26 | 90·27 | 92·66 | 4·38 | 1·88 | 5·35 | 5·46 | 84·28 | 86·47 | 6·81 | 4·06 | 8·91 | 9·47 |
| 40 - 45..... | 80·70 | 89·34 | 7·38 | 3·65 | 11·92 | 7·01 | 85·85 | 92·63 | 5·52 | 3·10 | 8·63 | 4·27 | 78·52 | 87·92 | 8·16 | 3·88 | 13·32 | 8·20 |
| 45 - 50..... | 76·23 | 89·27 | 10·47 | 4·11 | 13·30 | 6·62 | 79·11 | 93·07 | 9·08 | 2·94 | 11·81 | 3·99 | 75·02 | 87·55 | 11·06 | 4·64 | 13·92 | 7·81 |
| 50 - 55..... | 69·82 | 84·98 | 11·68 | 5·12 | 18·50 | 9·90 | 76·94 | 88·10 | 9·27 | 4·27 | 13·79 | 7·63 | 66·84 | 83·62 | 12·69 | 5·49 | 20·47 | 10·89 |
| 55 - 60..... | 68·65 | 80·90 | 12·86 | 6·98 | 18·49 | 12·12 | 77·52 | 84·84 | 10·09 | 5·35 | 12·39 | 9·81 | 64·69 | 79·20 | 14·09 | 7·69 | 21·22 | 13·11 |
| 60 - 65..... | 62·13 | 73·36 | 13·01 | 9·66 | 24·86 | 16·98 | 72·71 | 78·76 | 9·90 | 6·91 | 17·39 | 14·33 | 57·88 | 71·13 | 14·26 | 10·79 | 27·86 | 18·08 |
| 65 - 70..... | 64·42 | 71·47 | 13·66 | 10·75 | 21·92 | 17·78 | 71·24 | 78·50 | 14·01 | 9·87 | 14·75 | 11·63 | 61·61 | 68·45 | 13·51 | 11·12 | 24·88 | 20·43 |
| 70 - 75..... | 61·73 | 65·70 | 13·91 | 11·09 | 24·36 | 23·21 | 69·60 | 73·46 | 12·00 | 8·51 | 18·40 | 18·03 | 58·55 | 62·72 | 14·68 | 12·09 | 26·77 | 25·19 |
| 75 - 80..... | 60·40 | 62·91 | 12·28 | 11·94 | 27·32 | 25·15 | 68·91 | 75·75 | 11·34 | 9·88 | 19·75 | 14·37 | 57·36 | 57·89 | 12·61 | 12·75 | 30·03 | 29·36 |
| 80 - 85..... | 61·67 | 60·96 | 15·83 | 11·86 | 22·50 | 27·68 | 68·28 | 70·90 | 15·86 | 7·41 | 15·86 | 21·69 | 58·81 | 56·65 | 15·82 | 13·07 | 25·37 | 30·28 |
| 85 and over | 54·54 | 55·68 | 11·05 | 10·99 | 34·41 | 33·33 | 72·93 | 66·19 | 6·25 | 9·86 | 20·83 | 23·95 | 46·22 | 51·98 | 13·21 | 11·39 | 40·57 | 36·63 |

Summary by Electoral Districts—Numbers.

TABLE V.—Number of Persons, Males, and Females of all Ages in Tasmania who could read and write, read only, who could not read, and whose Education was unknown, in each Electoral District.

| Electoral Districts. | Read and write. | | | Read only. | | | Could not read. | | | Education unknown. | | |
|--------------------------|-----------------|--------|----------|------------|--------|----------|-----------------|--------|----------|--------------------|--------|----------|
| | Persons. | Males. | Females. | Persons. | Males. | Females. | Persons. | Males. | Females. | Persons. | Males. | Females. |
| The whole Colony | 102,637 | 54,024 | 48,613 | 6257 | 3214 | 3043 | 37,061 | 19,690 | 17,371 | 712 | 632 | 80 |
| City of Hobart | 18,709 | 9038 | 9671 | 911 | 420 | 491 | 5262 | 2666 | 2596 | 23 | 1 | 22 |
| City of Launceston | 13,241 | 6388 | 6853 | 627 | 306 | 321 | 3338 | 1702 | 1636 | 2 | 1 | 1 |
| Rural Districts | 70,687 | 38,598 | 32,089 | 4719 | 2488 | 2231 | 28,461 | 15,312 | 13,149 | 687 | 630 | 57 |
| Hobart, North | 6491 | 3247 | 3244 | 302 | 133 | 169 | 1731 | 840 | 891 | 3 | ... | 3 |
| " South | 6011 | 2807 | 3204 | 233 | 115 | 118 | 1532 | 886 | 646 | 4 | ... | 4 |
| " West | 6207 | 2984 | 3223 | 376 | 172 | 204 | 1999 | 940 | 1059 | 16 | 1 | 15 |
| Launceston, North | 5904 | 3003 | 2901 | 271 | 127 | 144 | 1427 | 772 | 655 | 2 | 1 | 1 |
| " South | 7337 | 3385 | 3952 | 356 | 179 | 177 | 1911 | 930 | 981 | ... | ... | ... |
| Brighton | 2327 | 1189 | 1138 | 131 | 72 | 59 | 942 | 508 | 434 | 14 | 9 | 5 |
| Campbell Town | 1871 | 982 | 889 | 114 | 55 | 59 | 707 | 381 | 326 | 3 | 2 | 1 |
| Cressy | 1541 | 824 | 717 | 126 | 77 | 49 | 636 | 361 | 275 | ... | ... | ... |
| Cumberland | 4881 | 3570 | 1311 | 263 | 165 | 98 | 1370 | 757 | 613 | 543 | 540 | 3 |
| Devon, East | 5988 | 3201 | 2787 | 526 | 282 | 244 | 2529 | 1367 | 1162 | 11 | 8 | 3 |
| " West | 3880 | 2090 | 1790 | 258 | 154 | 104 | 1594 | 884 | 710 | 2 | 2 | ... |
| Deloraine | 3149 | 1667 | 1482 | 239 | 119 | 120 | 1520 | 849 | 671 | 5 | 5 | ... |
| Evandale | 2290 | 1180 | 1110 | 135 | 59 | 76 | 836 | 446 | 390 | 1 | 1 | ... |
| Fingal | 3392 | 1942 | 1450 | 176 | 90 | 86 | 1431 | 782 | 649 | 4 | ... | 4 |
| Franklin | 2236 | 1174 | 1062 | 213 | 113 | 100 | 1252 | 678 | 574 | 3 | 3 | ... |
| George Town | 2468 | 1277 | 1191 | 210 | 103 | 107 | 926 | 504 | 422 | 3 | ... | 3 |
| Glamorgan | 1193 | 602 | 591 | 79 | 40 | 39 | 646 | 344 | 302 | 1 | ... | 1 |
| Glenorchy | 3961 | 1932 | 2029 | 199 | 110 | 89 | 1339 | 691 | 648 | 3 | 2 | 1 |
| Kingborough | 5165 | 2555 | 2610 | 398 | 196 | 202 | 2127 | 1116 | 1011 | ... | ... | ... |
| Longford | 2168 | 1052 | 1116 | 153 | 71 | 82 | 805 | 412 | 393 | ... | ... | ... |
| New Norfolk | 2646 | 1402 | 1244 | 201 | 95 | 106 | 1353 | 731 | 622 | 53 | 20 | 33 |
| Oatlands | 2151 | 1113 | 1038 | 137 | 65 | 72 | 1041 | 532 | 509 | 1 | 1 | ... |
| Richmond | 1660 | 869 | 791 | 95 | 48 | 47 | 781 | 417 | 364 | 25 | 25 | ... |
| Ringarooma | 3341 | 2064 | 1277 | 162 | 101 | 61 | 1311 | 745 | 566 | ... | ... | ... |
| Selby | 2762 | 1463 | 1299 | 209 | 100 | 109 | 1105 | 570 | 535 | 1 | 1 | ... |
| Sorell | 2923 | 1520 | 1403 | 160 | 89 | 71 | 1096 | 604 | 492 | 4 | 4 | ... |
| Wellington | 5467 | 3201 | 2266 | 329 | 182 | 147 | 2016 | 1066 | 950 | 2 | 2 | ... |
| Westbury | 3227 | 1729 | 1498 | 206 | 102 | 104 | 1098 | 577 | 521 | 8 | 5 | 3 |

Summary by Electoral Districts.—Proportions.

TABLE VI.—Proportion per cent. of Persons of all Ages in Tasmania under each degree of Education in each Electoral District and in Urban and Rural Districts.

| Electoral Districts. | Read and write. | Read only. | Could not read. |
|------------------------|-----------------|------------|-----------------|
| The whole Colony | 70·26 | 4·36 | 25·38 |
| Urban Districts..... | 75·92 | 6·74 | 20·43 |
| Rural Districts | 67·96 | 4·65 | 27·39 |
| Hobart—North | 76·15 | 3·54 | 20·31 |
| South | 77·30 | 3·00 | 19·70 |
| West..... | 72·33 | 4·38 | 23·29 |
| City | 75·20 | 3·66 | 21·14 |
| Launceston—North | 77·67 | 3·56 | 18·77 |
| South | 76·39 | 3·71 | 19·90 |
| City..... | 76·96 | 3·64 | 19·40 |
| Brighton..... | 68·44 | 3·85 | 27·71 |
| Campbell Town..... | 69·50 | 4·24 | 26·26 |
| Cressy | 66·92 | 5·47 | 27·61 |
| Cumberland..... | 74·93 | 4·04 | 21·03 |
| Devon East | 66·22 | 5·82 | 27·96 |
| Devon West | 67·69 | 4·50 | 27·81 |
| Deloraine | 64·16 | 4·87 | 30·97 |
| Evandale | 70·22 | 4·14 | 25·64 |
| Fingal | 67·86 | 3·52 | 28·62 |
| Franklin | 60·41 | 5·76 | 33·83 |
| George Town | 68·48 | 5·83 | 25·69 |
| Glamorgan..... | 62·21 | 4·12 | 33·67 |
| Glenorchy | 72·03 | 3·62 | 24·35 |
| Kingborough | 67·16 | 5·18 | 27·66 |
| Longford | 69·36 | 4·89 | 25·75 |
| New Norfolk | 63·00 | 4·79 | 32·21 |
| Oatlands..... | 64·61 | 4·12 | 31·27 |
| Richmond | 65·46 | 3·75 | 30·79 |
| Ringarooma | 69·40 | 3·37 | 27·23 |
| Selby | 67·76 | 5·13 | 27·11 |
| Sorell..... | 69·94 | 3·83 | 26·23 |
| Wellington..... | 69·98 | 4·21 | 25·81 |
| Westbury | 71·22 | 4·55 | 24·23 |

Education of the People.

TABLE VII.—Showing for each Electoral District and for Urban and Rural Districts the Proportion of Persons of all Ages who could read, and could not read, in the order of the highest results; the Proportion of all Ages over 7 years and over 21 years; also the Number of State Schools, and their Number relative to Area and to Population.

| Electoral Districts and Groups. | Proportion of Persons who could | | Proportion per cent. of Ages | | Per 100 Square Miles. | | State Schools. | Population per State School. |
|---------------------------------|---------------------------------|-----------|------------------------------|--------------------|-----------------------|-------------|----------------|------------------------------|
| | Read. | Not read. | 7 years and over. | 21 years and over. | State Schools. | Population. | Number. | |
| The whole Colony..... | 74·62 | 25·38 | 79·75 | 49·51 | ·93 | 560 | 245 | 599 |
| Urban Districts..... | 79·57 | 20·43 | 81·79 | 51·99 | 122·26 | 572,300 | 9 | 4679 |
| Rural Districts..... | 72·61 | 27·39 | 78·92 | 48·53 | ·90 | 399 | 236 | 443 |
| Order | | | | | | | | |
| 1. Launceston, North..... | 81·23 | 18·77 | 82·35 | 53·84 | ... | ... | 1 | 7604 |
| 2. Launceston, City..... | 80·60 | 19·40 | 81·46 | 51·00 | 55·77 | 3199 | 3 | 5736 |
| 3. Hobart, South..... | 80·30 | 19·70 | 83·24 | 53·50 | ... | ... | 2 | 3890 |
| 4. Launceston, South..... | 80·10 | 19·90 | 80·77 | 48·76 | ... | ... | 2 | 4802 |
| 5. Hobart, North..... | 79·69 | 20·31 | 82·68 | 54·92 | ... | ... | 1 | 8527 |
| 6. Urban Districts..... | 79·57 | 20·43 | 81·79 | 51·99 | 122·26 | 572,300 | 9 | 4679 |
| 7. Cumberland..... | 78·97 | 21·03 | 85·74 | 64·52 | ·23 | 124 | 13 | 543 |
| 8. Hobart, City..... | 78·86 | 21·14 | 82·01 | 52·67 | 303·00 | 12,578 | 6 | 4151 |
| 9. Hobart, West..... | 76·71 | 23·29 | 80·24 | 49·70 | ... | ... | 3 | 2866 |
| 10. Westbury..... | 75·77 | 24·23 | 80·00 | 46·44 | 3·00 | 1240 | 11 | 413 |
| 11. Glenorchy..... | 75·65 | 24·35 | 81·93 | 53·32 | 7·86 | 10,310 | 4 | 1375 |
| 12. The whole Colony..... | 74·62 | 25·38 | 79·75 | 49·51 | ·93 | 560 | 245 | 599 |
| 13. Evandale..... | 74·36 | 25·64 | 79·89 | 46·05 | 1·13 | 737 | 5 | 652 |
| 14. George Town..... | 74·31 | 25·69 | 77·16 | 44·16 | 1·57 | 811 | 7 | 515 |
| 15. Longford..... | 74·25 | 25·75 | 78·98 | 48·75 | 4·42 | 2306 | 6 | 521 |
| 16. Wellington..... | 74·19 | 25·81 | 77·14 | 47·50 | ·38 | 198 | 15 | 521 |
| 17. Sorell..... | 73·77 | 26·23 | 79·56 | 47·58 | 2·85 | 744 | 16 | 261 |
| 18. Campbell Town..... | 73·74 | 26·26 | 79·85 | 48·65 | ·55 | 295 | 5 | 539 |
| 19. Selby..... | 72·89 | 27·11 | 76·38 | 46·24 | 2·33 | 793 | 12 | 340 |
| 20. Ringarooma..... | 72·77 | 27·23 | 78·54 | 51·64 | ·74 | 369 | 10 | 481 |
| 21. Rural Districts..... | 72·61 | 27·39 | 78·92 | 48·53 | ·90 | 399 | 236 | 443 |
| 22. Cressy..... | 72·39 | 27·61 | 80·42 | 46·12 | 1·15 | 664 | 4 | 576 |
| 23. Kingborough..... | 72·34 | 27·66 | 79·53 | 46·46 | 2·37 | 761 | 24 | 320 |
| 24. Brighton..... | 72·29 | 27·71 | 79·44 | 49·24 | 3·47 | 1078 | 11 | 310 |
| 25. Devon, West..... | 72·19 | 27·81 | 77·69 | 47·02 | 1·25 | 715 | 10 | 573 |
| 26. Devon, East..... | 72·04 | 27·96 | 76·47 | 45·61 | 3·43 | 1724 | 18 | 503 |
| 27. Fingal..... | 71·38 | 28·62 | 77·83 | 47·14 | ·96 | 321 | 15 | 333 |
| 28. Richmond..... | 69·21 | 30·79 | 78·41 | 46·39 | 2·61 | 957 | 7 | 366 |
| 29. Deloraine..... | 69·03 | 30·97 | 77·91 | 45·53 | 1·40 | 573 | 12 | 409 |
| 30. Oatlands..... | 68·73 | 31·27 | 77·21 | 45·41 | 1·69 | 562 | 10 | 333 |
| 31. New Norfolk..... | 67·79 | 32·21 | 80·77 | 51·52 | 2·25 | 1061 | 9 | 493 |
| 32. Glamorgan..... | 66·33 | 33·67 | 75·77 | 43·93 | ·52 | 186 | 6 | 320 |
| 33. Franklin..... | 66·17 | 33·83 | 76·25 | 44·90 | ·18 | 113 | 6 | 617 |

General

TABLE VIII.—Showing the degree of Education possessed

| The whole Colony. | All Ages. | Under 1. | 1 - 2. | 2 - 3. | 3 - 4. | 4 - 5. | 5 - 6. | 6 - 7. | 7 - 8. | 8 - 9. | 9 - 10. | 10 - 11. | 11 - 12. | 12 - 13. | 13 - 14. | 14 - 15. |
|---------------------------|-----------|----------|--------|--------|--------|--------|--------|--------|--------|--------|---------|----------|----------|----------|----------|----------|
| Read and write— | | | | | | | | | | | | | | | | |
| Males | 53,190 | ... | ... | ... | 14 | 34 | 184 | 493 | 922 | 1321 | 1430 | 1517 | 1450 | 1561 | 1463 | 1558 |
| Females | 48,558 | ... | ... | ... | 19 | 38 | 205 | 561 | 1004 | 1277 | 1439 | 1689 | 1513 | 1618 | 1364 | 1437 |
| Read only— | | | | | | | | | | | | | | | | |
| Males | 3207 | ... | ... | ... | 12 | 57 | 211 | 326 | 338 | 245 | 166 | 101 | 61 | 56 | 34 | 39 |
| Females | 3041 | ... | ... | ... | 7 | 56 | 192 | 315 | 311 | 220 | 127 | 84 | 60 | 40 | 22 | 26 |
| Cannot read— | | | | | | | | | | | | | | | | |
| Males | 19,690 | 2340 | 1927 | 2220 | 2118 | 2117 | 1722 | 1274 | 684 | 321 | 221 | 106 | 106 | 83 | 70 | 77 |
| Females | 17,371 | 2248 | 1899 | 2164 | 2154 | 2042 | 1564 | 1169 | 609 | 323 | 188 | 121 | 71 | 55 | 43 | 32 |
| Read and write (Foreign)— | | | | | | | | | | | | | | | | |
| Males | 834 | ... | ... | ... | ... | ... | ... | ... | ... | ... | ... | ... | ... | 1 | ... | ... |
| Females | 55 | ... | ... | ... | ... | ... | ... | ... | ... | ... | ... | ... | ... | ... | ... | ... |
| Read only (Foreign)— | | | | | | | | | | | | | | | | |
| Males | 7 | ... | ... | ... | ... | ... | ... | ... | ... | ... | ... | ... | ... | ... | ... | ... |
| Females | 2 | ... | ... | ... | ... | ... | ... | ... | ... | ... | ... | ... | ... | ... | ... | ... |
| Education not stated— | | | | | | | | | | | | | | | | |
| Males | 632 | ... | ... | ... | ... | ... | ... | 12 | 8 | ... | 1 | ... | ... | ... | ... | 1 |
| Females | 80 | ... | ... | ... | ... | ... | 3 | 8 | 3 | ... | 2 | 1 | ... | 1 | ... | ... |
| Total ... { Males | 77,560 | 2340 | 1927 | 2220 | 2144 | 2208 | 2117 | 2105 | 1952 | 1887 | 1818 | 1724 | 1617 | 1701 | 1567 | 1675 |
| { Females ... | 69,107 | 2248 | 1899 | 2164 | 2180 | 2136 | 1964 | 2053 | 1927 | 1820 | 1756 | 1895 | 1644 | 1714 | 1429 | 1495 |
| Grand Total | 146,667 | 4588 | 3826 | 4384 | 4324 | 4344 | 4081 | 4158 | 3879 | 3707 | 3574 | 3619 | 3261 | 3415 | 2996 | 3170 |

Summary.

by Males and Females of different Ages.

| 15 - 16. | 16 - 17. | 17 - 18. | 18 - 19. | 19 - 20. | 20 - 21. | 21 - 25. | 25 - 30. | 30 - 35. | 35 - 40. | 40 - 45. | 45 - 50. | 50 - 55. | 55 - 60. | 60 - 65. | 65 - 70. | 70 - 75. | 75 - 80. | 80 - 85. | 85 & upwards. | Unspecified. |
|--------------|--------------|--------------|--------------|--------------|--------------|--------------|--------------|--------------|--------------|--------------|--------------|--------------|--------------|--------------|-------------|-------------|------------|------------|---------------|--------------|
| 1373 1264 | 1364 1343 | 1223 1330 | 1326 1402 | 1289 1273 | 1322 1324 | 5172 5019 | 6459 5706 | 5152 4518 | 3731 3084 | 2780 2444 | 2226 2065 | 1900 1743 | 1599 1325 | 1453 983 | 1093 654 | 923 491 | 492 251 | 253 126 | 106 46 | 7 3 |
| 32 17 | 32 20 | 24 9 | 26 3 | 22 14 | 24 11 | 112 43 | 139 96 | 148 133 | 132 132 | 86 130 | 74 126 | 73 153 | 74 183 | 135 192 | 134 130 | 150 90 | 80 62 | 45 26 | 18 12 | 1 ... |
| 61 27 | 60 38 | 76 31 | 75 26 | 75 21 | 80 30 | 341 150 | 542 248 | 493 264 | 427 217 | 250 169 | 184 141 | 204 235 | 185 264 | 273 302 | 257 180 | 322 180 | 213 86 | 120 53 | 65 26 | 1 1 |
| ... | ... | 2 | 5 | 6 | 19 | 76 | 121 | 98 | 65 | 111 | 86 | 115 | 71 | 39 | 8 | 4 | 4 | 1 | ... | ... |
| ... | 1 | 1 | ... | ... | ... | 6 | 5 | 6 | 3 | 4 | 4 | 6 | 6 | 7 | 1 | 3 | 1 | 1 | ... | ... |
| ... | ... | ... | ... | ... | ... | ... | ... | 1 | 1 | 2 | 1 | ... | 2 | ... | ... | ... | ... | ... | ... | ... |
| ... | ... | ... | ... | ... | ... | ... | ... | ... | ... | ... | 1 | 1 | ... | ... | ... | ... | ... | ... | ... | ... |
| ... | ... | ... | 2 | ... | 3 | 5 | 2 | 9 | 4 | 4 | 1 | 3 | 4 | 2 | 1 | 6 | 1 | 1 | 1 | 561 |
| ... | 1 | ... | ... | ... | ... | ... | 4 | 9 | 3 | 1 | 4 | 5 | 6 | 3 | 4 | 2 | 1 | 3 | ... | 16 |
| 1466 1308 | 1456 1403 | 1325 1371 | 1434 1430 | 1392 1308 | 1448 1365 | 5706 5218 | 7263 6059 | 5901 4930 | 4360 3439 | 3233 2748 | 2574 2341 | 2295 2143 | 1935 1784 | 1902 1487 | 1493 969 | 1405 766 | 790 401 | 420 209 | 190 84 | 570 20 |
| 2774 | 2859 | 2696 | 2864 | 2700 | 2813 | 10,924 | 13,322 | 10,831 | 7799 | 5981 | 4915 | 4438 | 3719 | 3389 | 2462 | 2171 | 1191 | 629 | 274 | 590 |

Education

TABLE VIII.—Showing the degree of Education possessed

| Districts. | All Ages. | Under 1. | 1 - 2. | 2 - 3. | 3 - 4. | 4 - 5. | 5 - 6. | 6 - 7. | 7 - 8. | 8 - 9. | 9 - 10. | 10 - 11. | 11 - 12. | 12 - 13. | 13 - 14. | 14 - 15. |
|------------------------|-----------|----------|--------|--------|--------|--------|--------|--------|--------|--------|---------|----------|----------|----------|----------|----------|
| <i>Brighton :</i> | | | | | | | | | | | | | | | | |
| Read and write— | | | | | | | | | | | | | | | | |
| Males | 1188 | ... | ... | ... | ... | 1 | 6 | 7 | 22 | 18 | 31 | 36 | 32 | 32 | 25 | 32 |
| Females | 1137 | ... | ... | ... | 1 | 3 | 6 | 9 | 23 | 27 | 40 | 30 | 37 | 47 | 29 | 42 |
| Read only— | | | | | | | | | | | | | | | | |
| Males | 72 | ... | ... | ... | 1 | ... | 1 | 3 | 7 | 6 | 3 | 1 | ... | 1 | 1 | 1 |
| Females | 59 | ... | ... | ... | ... | 2 | 2 | 7 | 8 | 4 | 3 | ... | ... | 1 | ... | ... |
| Cannot read— | | | | | | | | | | | | | | | | |
| Males | 508 | 58 | 36 | 54 | 52 | 52 | 50 | 30 | 22 | 11 | 7 | 4 | 4 | 2 | 4 | 4 |
| Females | 434 | 44 | 42 | 52 | 55 | 45 | 50 | 29 | 12 | 10 | 5 | 6 | 2 | 1 | ... | 1 |
| Read & write, Foreign— | | | | | | | | | | | | | | | | |
| Males | 1 | ... | ... | ... | ... | ... | ... | ... | ... | ... | ... | ... | ... | ... | ... | ... |
| Females | 1 | ... | ... | ... | ... | ... | ... | ... | ... | ... | ... | ... | ... | ... | ... | ... |
| Read only, Foreign— | | | | | | | | | | | | | | | | |
| Males | ... | ... | ... | ... | ... | ... | ... | ... | ... | ... | ... | ... | ... | ... | ... | ... |
| Females | ... | ... | ... | ... | ... | ... | ... | ... | ... | ... | ... | ... | ... | ... | ... | ... |
| Education not stated— | | | | | | | | | | | | | | | | |
| Males | 9 | ... | ... | ... | ... | ... | ... | ... | ... | ... | ... | ... | ... | ... | ... | ... |
| Females | 5 | ... | ... | ... | ... | ... | ... | 4 | ... | ... | 1 | ... | ... | ... | ... | ... |
| TOTAL { Males | 1778 | 58 | 36 | 54 | 53 | 53 | 57 | 40 | 51 | 35 | 41 | 41 | 36 | 35 | 30 | 37 |
| { Females | 1636 | 44 | 42 | 52 | 56 | 50 | 58 | 49 | 43 | 41 | 49 | 36 | 39 | 49 | 29 | 43 |
| GROSS TOTAL | 3414 | 102 | 78 | 106 | 109 | 103 | 115 | 89 | 94 | 76 | 90 | 77 | 75 | 84 | 59 | 80 |
| <i>Campbell Town :</i> | | | | | | | | | | | | | | | | |
| Read and write— | | | | | | | | | | | | | | | | |
| Males | 981 | ... | ... | ... | ... | ... | 1 | 5 | 13 | 29 | 24 | 36 | 27 | 29 | 41 | 33 |
| Females | 888 | ... | ... | ... | 1 | 1 | 1 | 10 | 14 | 20 | 20 | 31 | 30 | 29 | 12 | 23 |
| Read only— | | | | | | | | | | | | | | | | |
| Males | 55 | ... | ... | ... | ... | ... | 1 | 7 | 5 | 4 | 4 | 4 | 1 | 1 | 1 | ... |
| Females | 59 | ... | ... | ... | ... | 1 | 2 | 7 | 5 | 5 | 3 | 2 | 1 | 1 | ... | 1 |
| Cannot read— | | | | | | | | | | | | | | | | |
| Males | 381 | 47 | 39 | 36 | 39 | 42 | 35 | 24 | 19 | 14 | 4 | ... | 3 | 1 | 1 | ... |
| Females | 326 | 34 | 37 | 45 | 37 | 39 | 33 | 19 | 11 | 9 | 4 | 4 | 1 | 2 | ... | 1 |
| Read & write, Foreign— | | | | | | | | | | | | | | | | |
| Males | 1 | ... | ... | ... | ... | ... | ... | ... | ... | ... | ... | ... | ... | ... | ... | ... |
| Females | 1 | ... | ... | ... | ... | ... | ... | ... | ... | ... | ... | ... | ... | ... | ... | ... |
| Read only, Foreign— | | | | | | | | | | | | | | | | |
| Males | ... | ... | ... | ... | ... | ... | ... | ... | ... | ... | ... | ... | ... | ... | ... | ... |
| Females | ... | ... | ... | ... | ... | ... | ... | ... | ... | ... | ... | ... | ... | ... | ... | ... |
| Education not stated— | | | | | | | | | | | | | | | | |
| Males | 2 | ... | ... | ... | ... | ... | ... | ... | ... | ... | ... | ... | ... | ... | ... | ... |
| Females | 1 | ... | ... | ... | ... | ... | ... | ... | ... | ... | ... | ... | ... | ... | ... | ... |
| TOTAL { Males | 1420 | 47 | 39 | 36 | 39 | 42 | 37 | 36 | 37 | 47 | 32 | 40 | 31 | 31 | 43 | 33 |
| { Females | 1275 | 34 | 37 | 45 | 38 | 41 | 36 | 36 | 30 | 34 | 27 | 37 | 32 | 32 | 12 | 25 |
| GROSS TOTAL | 2695 | 81 | 76 | 81 | 77 | 83 | 73 | 72 | 67 | 81 | 59 | 77 | 63 | 63 | 55 | 58 |
| <i>Cressy.</i> | | | | | | | | | | | | | | | | |
| Read and write— | | | | | | | | | | | | | | | | |
| Males | 824 | ... | ... | ... | ... | ... | 1 | 6 | 9 | 23 | 21 | 33 | 24 | 27 | 26 | 33 |
| Females | 717 | ... | ... | ... | ... | 1 | 1 | 8 | 8 | 26 | 23 | 24 | 34 | 27 | 28 | 21 |
| Read only— | | | | | | | | | | | | | | | | |
| Males | 77 | ... | ... | ... | ... | ... | 1 | 6 | 5 | 3 | 3 | 3 | 2 | 4 | 2 | ... |
| Females | 49 | ... | ... | ... | ... | 1 | 1 | 5 | 5 | 3 | 2 | ... | ... | ... | ... | ... |
| Cannot read— | | | | | | | | | | | | | | | | |
| Males | 361 | 30 | 34 | 37 | 38 | 34 | 24 | 27 | 17 | 8 | 8 | 1 | 1 | 2 | ... | 4 |
| Females | 275 | 33 | 34 | 24 | 33 | 28 | 19 | 25 | 12 | 5 | 8 | 5 | 3 | 1 | 1 | 1 |
| Read & write Foreign— | | | | | | | | | | | | | | | | |
| Males | ... | ... | ... | ... | ... | ... | ... | ... | ... | ... | ... | ... | ... | ... | ... | ... |
| Females | ... | ... | ... | ... | ... | ... | ... | ... | ... | ... | ... | ... | ... | ... | ... | ... |
| Read only Foreign— | | | | | | | | | | | | | | | | |
| Males | ... | ... | ... | ... | ... | ... | ... | ... | ... | ... | ... | ... | ... | ... | ... | ... |
| Females | ... | ... | ... | ... | ... | ... | ... | ... | ... | ... | ... | ... | ... | ... | ... | ... |
| Education not stated— | | | | | | | | | | | | | | | | |
| Males | ... | ... | ... | ... | ... | ... | ... | ... | ... | ... | ... | ... | ... | ... | ... | ... |
| Females | ... | ... | ... | ... | ... | ... | ... | ... | ... | ... | ... | ... | ... | ... | ... | ... |
| TOTAL { Males | 1226 | 30 | 34 | 37 | 38 | 34 | 26 | 39 | 31 | 34 | 32 | 37 | 27 | 33 | 28 | 37 |
| { Females | 1041 | 33 | 34 | 24 | 33 | 30 | 21 | 38 | 25 | 34 | 33 | 29 | 37 | 28 | 29 | 22 |
| GROSS TOTAL | 22,103 | 63 | 68 | 61 | 71 | 64 | 47 | 77 | 56 | 68 | 65 | 66 | 64 | 61 | 57 | 59 |

in Districts.

by Males and Females of different Ages—continued.

| 15-16. | 16-17. | 17-18. | 18-19. | 19-20. | 20-21. | 21-25. | 25-30. | 30-35. | 35-40. | 40-45. | 45-50. | 50-55. | 55-60. | 60-65. | 65-70. | 70-75. | 75-80. | 80-85. | 85 & upwards. | Unspecified. |
|----------|----------|----------|----------|----------|----------|-----------|------------|------------|----------|-----------|----------|----------|----------|----------|----------|----------|----------|----------|---------------|--------------|
| 33 30 | 34 41 | 21 25 | 30 36 | 41 31 | 24 30 | 146 85 | 135 121 | 134 119 | 73 57 | 64 54 | 34 56 | 47 51 | 37 37 | 29 26 | 22 18 | 24 13 | 17 8 | 8 3 | 3 2 | ... |
| 2 | 2 | ... | 2 | ... | 1 | 4 | ... | 3 | 2 | 3 | 1 | 1 | 2 | 2 | 12 | 4 | 5 | ... | 1 | ... |
| ... | ... | ... | ... | ... | ... | ... | 3 | 1 | 2 | 4 | 2 | 5 | 5 | 5 | 2 | ... | 2 | 1 | ... | ... |
| ... | 3 | 2 | 2 | 3 | ... | 9 | 9 | 18 | 8 | 9 | 9 | 4 | 5 | 5 | 6 | 10 | 6 | 7 | 3 | ... |
| ... | ... | ... | 1 | ... | 2 | 5 | 2 | 3 | 6 | 12 | 4 | 15 | 10 | 9 | 3 | 4 | 2 | 1 | 1 | ... |
| ... | ... | ... | ... | ... | ... | ... | ... | ... | 1 | ... | ... | ... | ... | ... | ... | ... | ... | ... | ... | ... |
| ... | ... | ... | ... | ... | ... | ... | ... | ... | ... | ... | ... | ... | ... | ... | ... | ... | ... | 1 | ... | ... |
| ... | ... | ... | ... | ... | ... | ... | ... | ... | ... | ... | ... | ... | ... | ... | ... | ... | ... | ... | ... | ... |
| ... | ... | ... | ... | ... | ... | ... | ... | ... | ... | ... | ... | ... | ... | ... | ... | ... | ... | ... | ... | ... |
| ... | ... | ... | ... | ... | ... | ... | ... | 1 | 1 | ... | ... | 1 | ... | ... | ... | ... | ... | ... | ... | 6 |
| ... | ... | ... | ... | ... | ... | ... | ... | ... | ... | ... | ... | ... | ... | ... | ... | ... | ... | ... | ... | ... |
| 35 30 | 39 41 | 23 25 | 34 37 | 44 31 | 25 32 | 159 90 | 134 126 | 156 123 | 85 65 | 76 70 | 44 62 | 53 71 | 44 52 | 36 40 | 40 23 | 38 17 | 28 12 | 15 6 | 7 3 | 6 ... |
| 65 | 80 | 48 | 71 | 75 | 57 | 249 | 260 | 279 | 150 | 146 | 106 | 124 | 96 | 76 | 63 | 55 | 40 | 21 | 10 | 6 |
| 36 29 | 27 23 | 14 24 | 30 30 | 22 22 | 15 31 | 79 85 | 109 108 | 81 93 | 52 59 | 51 43 | 48 41 | 34 41 | 28 24 | 41 13 | 30 9 | 27 13 | 6 6 | 8 ... | 5 2 | ... |
| ... | ... | ... | ... | ... | ... | 4 | 5 | 2 | 2 | 1 | ... | ... | 1 | 4 | 5 | 2 | 1 | ... | ... | ... |
| 1 | ... | ... | ... | ... | ... | 1 | ... | 1 | 1 | ... | 3 | 11 | 1 | 6 | 3 | 2 | ... | 1 | ... | ... |
| 2 | 3 | 2 | ... | 1 | 1 | 9 | 7 | 10 | 7 | 6 | ... | 1 | 2 | 7 | 2 | 3 | 7 | 3 | 4 | ... |
| 2 | 1 | ... | 1 | 1 | ... | 3 | 4 | 4 | 3 | 4 | 2 | 3 | 5 | 5 | 3 | 6 | 2 | ... | 1 | ... |
| ... | ... | ... | ... | ... | ... | ... | ... | ... | ... | ... | ... | 1 | ... | ... | ... | ... | ... | ... | ... | ... |
| ... | ... | ... | ... | ... | ... | ... | ... | ... | ... | ... | ... | 1 | ... | ... | ... | ... | ... | ... | ... | ... |
| ... | ... | ... | ... | ... | ... | ... | ... | ... | ... | ... | ... | ... | ... | ... | ... | ... | ... | ... | ... | ... |
| ... | ... | ... | ... | ... | ... | ... | ... | ... | ... | ... | ... | ... | ... | ... | ... | ... | ... | ... | ... | ... |
| ... | ... | ... | ... | ... | ... | ... | ... | ... | ... | ... | ... | ... | ... | ... | ... | ... | ... | ... | ... | 2 |
| ... | ... | ... | ... | ... | ... | ... | ... | ... | ... | ... | ... | ... | ... | ... | ... | ... | ... | ... | ... | 1 |
| 38 32 | 30 24 | 16 24 | 30 31 | 23 23 | 16 31 | 92 89 | 121 112 | 93 98 | 61 63 | 58 117 | 48 46 | 36 56 | 31 30 | 52 24 | 37 15 | 32 21 | 14 8 | 11 1 | 9 3 | 2 1 |
| 70 | 54 | 40 | 61 | 46 | 47 | 181 | 233 | 191 | 124 | 175 | 94 | 92 | 61 | 76 | 52 | 53 | 22 | 12 | 12 | 3 |
| 27 19 | 22 20 | 26 25 | 24 15 | 29 25 | 31 16 | 80 79 | 76 78 | 74 57 | 37 40 | 39 34 | 33 30 | 27 31 | 28 14 | 27 10 | 14 10 | 19 7 | 4 4 | 4 1 | ... | ... |
| 1 | ... | ... | ... | ... | ... | 4 | 4 | 2 | 3 | 4 | 4 | 4 | 1 | 1 | 6 | 3 | 3 | 7 | 1 | ... |
| ... | ... | ... | ... | ... | ... | 1 | ... | 2 | 3 | 2 | 3 | 4 | 4 | 5 | 3 | 2 | 2 | ... | 1 | ... |
| 2 | 3 | 4 | 2 | ... | 1 | 8 | 7 | 4 | 8 | 9 | 9 | 5 | 2 | 5 | 6 | 10 | 4 | 4 | 3 | ... |
| ... | ... | 1 | 1 | ... | ... | ... | 1 | 3 | 5 | 5 | 4 | 3 | 7 | 3 | 4 | 4 | 1 | ... | 1 | ... |
| ... | ... | ... | ... | ... | ... | ... | ... | ... | ... | ... | ... | ... | ... | ... | ... | ... | ... | ... | ... | ... |
| ... | ... | ... | ... | ... | ... | ... | ... | ... | ... | ... | ... | ... | ... | ... | ... | ... | ... | ... | ... | ... |
| ... | ... | ... | ... | ... | ... | ... | ... | ... | ... | ... | ... | ... | ... | ... | ... | ... | ... | ... | ... | ... |
| ... | ... | ... | ... | ... | ... | ... | ... | ... | ... | ... | ... | ... | ... | ... | ... | ... | ... | ... | ... | ... |
| ... | ... | ... | ... | ... | ... | ... | ... | ... | ... | ... | ... | ... | ... | ... | ... | ... | ... | ... | ... | ... |
| ... | ... | ... | ... | ... | ... | ... | ... | ... | ... | ... | ... | ... | ... | ... | ... | ... | ... | ... | ... | ... |
| 30 19 | 25 20 | 30 26 | 26 16 | 29 25 | 32 16 | 92 80 | 87 77 | 80 62 | 40 48 | 52 41 | 46 37 | 36 38 | 31 25 | 33 18 | 26 17 | 32 13 | 11 7 | 15 1 | 4 3 | ... |
| 49 | 45 | 56 | 42 | 54 | 48 | 172 | 164 | 142 | 88 | 93 | 83 | 74 | 56 | 51 | 43 | 45 | 18 | 16 | 7 | ... |

TABLE VIII.—Showing the degree of Education possessed

| Districts. | All Ages. | Under 1. | 1-2. | 2-3. | 3-4. | 4-5. | 5-6. | 6-7. | 7-8. | 8-9. | 9-10. | 10-11. | 11-12. | 12-13. | 13-14. | 14-15. |
|------------------------|-----------|----------|------|------|------|------|------|------|------|------|-------|--------|--------|--------|--------|--------|
| <i>Cumberland.</i> | | | | | | | | | | | | | | | | |
| Read and write— | | | | | | | | | | | | | | | | |
| Males | 3566 | ... | ... | ... | 2 | 1 | 2 | 7 | 14 | 30 | 41 | 30 | 43 | 33 | 30 | 44 |
| Females | 1311 | ... | ... | ... | ... | ... | 4 | 8 | 32 | 21 | 43 | 43 | 40 | 43 | 37 | 33 |
| Read only— | | | | | | | | | | | | | | | | |
| Males | 165 | ... | ... | ... | ... | ... | 3 | 4 | 15 | 14 | 10 | 8 | 5 | 3 | 1 | 3 |
| Females | 98 | ... | ... | ... | ... | ... | 4 | 8 | 9 | 5 | 8 | 5 | 5 | 7 | 1 | 2 |
| Cannot read— | | | | | | | | | | | | | | | | |
| Males | 757 | 81 | 62 | 78 | 81 | 76 | 66 | 52 | 33 | 19 | 5 | 7 | 8 | 8 | 6 | 3 |
| Females | 613 | 79 | 70 | 62 | 72 | 73 | 64 | 47 | 32 | 18 | 10 | 6 | 3 | ... | 1 | 2 |
| Read & write Foreign— | | | | | | | | | | | | | | | | |
| Males | 4 | ... | ... | ... | ... | ... | ... | ... | ... | ... | ... | ... | ... | ... | ... | ... |
| Females | ... | ... | ... | ... | ... | ... | ... | ... | ... | ... | ... | ... | ... | ... | ... | ... |
| Read only Foreign— | | | | | | | | | | | | | | | | |
| Males | ... | ... | ... | ... | ... | ... | ... | ... | ... | ... | ... | ... | ... | ... | ... | ... |
| Females | ... | ... | ... | ... | ... | ... | ... | ... | ... | ... | ... | ... | ... | ... | ... | ... |
| Education not stated— | | | | | | | | | | | | | | | | |
| Males | 540 | ... | ... | ... | ... | ... | ... | ... | ... | ... | ... | ... | ... | ... | ... | ... |
| Females | 3 | ... | ... | ... | ... | ... | ... | ... | ... | ... | ... | ... | ... | ... | ... | ... |
| TOTAL { Males | 5032 | 81 | 62 | 78 | 83 | 77 | 71 | 63 | 62 | 63 | 56 | 45 | 56 | 44 | 37 | 50 |
| { Females | 2025 | 79 | 70 | 62 | 72 | 73 | 72 | 63 | 73 | 44 | 61 | 54 | 48 | 50 | 39 | 37 |
| GROSS TOTAL | 7057 | 160 | 132 | 140 | 155 | 150 | 143 | 126 | 135 | 107 | 117 | 99 | 104 | 94 | 76 | 87 |
| <i>Devon East.</i> | | | | | | | | | | | | | | | | |
| Read and write— | | | | | | | | | | | | | | | | |
| Males | 3195 | ... | ... | ... | 1 | ... | 6 | 28 | 51 | 72 | 87 | 90 | 98 | 105 | 84 | 77 |
| Females | 2786 | ... | ... | ... | 1 | 2 | 16 | 33 | 65 | 80 | 100 | 103 | 79 | 98 | 80 | 88 |
| Read only— | | | | | | | | | | | | | | | | |
| Males | 282 | ... | ... | ... | 1 | 5 | 15 | 31 | 26 | 20 | 19 | 14 | 3 | 5 | 2 | 4 |
| Females | 244 | ... | ... | ... | ... | 5 | 14 | 28 | 31 | 24 | 13 | 6 | 8 | 3 | 2 | 3 |
| Cannot read— | | | | | | | | | | | | | | | | |
| Males | 1367 | 186 | 154 | 147 | 167 | 164 | 126 | 81 | 45 | 18 | 18 | 3 | 6 | 5 | 4 | 4 |
| Females | 1162 | 141 | 140 | 147 | 156 | 141 | 117 | 77 | 42 | 25 | 11 | 9 | 7 | 4 | 2 | 3 |
| Read & write, Foreign— | | | | | | | | | | | | | | | | |
| Males | 6 | ... | ... | ... | ... | ... | ... | ... | ... | ... | ... | ... | ... | ... | ... | ... |
| Females | 1 | ... | ... | ... | ... | ... | ... | ... | ... | ... | ... | ... | ... | ... | ... | ... |
| Read only, Foreign— | | | | | | | | | | | | | | | | |
| Males | ... | ... | ... | ... | ... | ... | ... | ... | ... | ... | ... | ... | ... | ... | ... | ... |
| Females | ... | ... | ... | ... | ... | ... | ... | ... | ... | ... | ... | ... | ... | ... | ... | ... |
| Education not stated— | | | | | | | | | | | | | | | | |
| Males | 8 | ... | ... | ... | ... | ... | ... | ... | ... | ... | ... | ... | ... | ... | ... | ... |
| Females | 3 | ... | ... | ... | ... | ... | ... | ... | ... | ... | ... | ... | ... | ... | ... | ... |
| TOTAL { Males | 4858 | 186 | 154 | 147 | 169 | 169 | 147 | 140 | 122 | 110 | 124 | 107 | 107 | 115 | 90 | 85 |
| { Females | 4196 | 141 | 140 | 147 | 157 | 148 | 147 | 138 | 138 | 129 | 124 | 118 | 94 | 105 | 84 | 94 |
| GROSS TOTAL | 9054 | 327 | 294 | 294 | 326 | 317 | 294 | 278 | 260 | 239 | 248 | 225 | 201 | 220 | 174 | 179 |
| <i>Devon West.</i> | | | | | | | | | | | | | | | | |
| Read and write— | | | | | | | | | | | | | | | | |
| Males | 2079 | ... | ... | ... | ... | ... | 3 | 14 | 37 | 47 | 58 | 44 | 50 | 52 | 71 | 48 |
| Females | 1789 | ... | ... | ... | ... | ... | 2 | 19 | 38 | 46 | 59 | 66 | 63 | 65 | 54 | 50 |
| Read only— | | | | | | | | | | | | | | | | |
| Males | 154 | ... | ... | ... | 1 | ... | 7 | 12 | 23 | 20 | 12 | 3 | 5 | 1 | 2 | 1 |
| Females | 104 | ... | ... | ... | ... | 1 | 6 | 13 | 11 | 7 | 7 | 2 | 2 | ... | 1 | 1 |
| Cannot read— | | | | | | | | | | | | | | | | |
| Males | 884 | 111 | 93 | 104 | 84 | 104 | 81 | 64 | 30 | 16 | 10 | 2 | 1 | 4 | 3 | 5 |
| Females | 710 | 99 | 76 | 101 | 87 | 86 | 57 | 54 | 30 | 17 | 12 | 4 | 7 | 2 | 1 | 3 |
| Read & write, Foreign— | | | | | | | | | | | | | | | | |
| Males | 11 | ... | ... | ... | ... | ... | ... | ... | ... | ... | ... | ... | ... | ... | ... | ... |
| Females | 1 | ... | ... | ... | ... | ... | ... | ... | ... | ... | ... | ... | ... | ... | ... | ... |
| Read only, Foreign— | | | | | | | | | | | | | | | | |
| Males | ... | ... | ... | ... | ... | ... | ... | ... | ... | ... | ... | ... | ... | ... | ... | ... |
| Females | ... | ... | ... | ... | ... | ... | ... | ... | ... | ... | ... | ... | ... | ... | ... | ... |
| Education not stated— | | | | | | | | | | | | | | | | |
| Males | 2 | ... | ... | ... | ... | ... | ... | ... | ... | ... | ... | ... | ... | ... | ... | ... |
| Females | ... | ... | ... | ... | ... | ... | ... | ... | ... | ... | ... | ... | ... | ... | ... | ... |
| TOTAL { Males | 3130 | 111 | 93 | 104 | 85 | 104 | 91 | 90 | 90 | 83 | 80 | 49 | 56 | 57 | 76 | 54 |
| { Females | 2604 | 99 | 76 | 101 | 87 | 87 | 65 | 86 | 79 | 70 | 78 | 72 | 72 | 67 | 56 | 54 |
| GROSS TOTAL | 5734 | 210 | 169 | 205 | 172 | 191 | 156 | 176 | 169 | 153 | 158 | 121 | 128 | 124 | 132 | 108 |

by Males and Females of different Ages-- continued.

| 15 - 16. | 16 - 17. | 17 - 18. | 18 - 19. | 19 - 20. | 20 - 21. | 21 - 25. | 25 - 30. | 30 - 35. | 35 - 40. | 40 - 45. | 45 - 50. | 50 - 55. | 55 - 60. | 60 - 65. | 65 - 70. | 70 - 75. | 75 - 80. | 80 - 85. | 85 & upwards. | Unspecified. |
|----------|----------|------------|----------|----------|-----------|------------|------------|------------|------------|------------|-----------|------------|------------|-----------|----------|----------|----------|----------|---------------|--------------|
| 37 36 | 51 41 | 56 27 | 64 45 | 91 28 | 121 29 | 561 148 | 763 198 | 504 154 | 324 77 | 218 60 | 173 54 | 120 34 | 88 24 | 63 21 | 23 16 | 20 8 | 8 3 | 1 2 | 1 ... | 2 2 |
| 2 ... | 5 1 | ... | 2 ... | 3 ... | 4 1 | 10 ... | 14 5 | 8 2 | 9 2 | 8 6 | 3 4 | 2 4 | 3 2 | 5 6 | 4 6 | 9 3 | 4 1 | 1 ... | 2 1 | 1 ... |
| 3 ... | 6 1 | 9 1 | 3 1 | 1 1 | 6 1 | 10 4 | 21 6 | 27 6 | 20 9 | 12 4 | 7 3 | 4 2 | 2 6 | 5 9 | 5 5 | 12 6 | 11 5 | 6 4 | 2 ... | ... |
| ... | ... | ... | ... | ... | ... | 1 ... | 2 ... | 1 ... | ... | ... | ... | ... | ... | ... | ... | ... | ... | ... | ... | ... |
| ... | ... | ... | ... | ... | ... | ... | ... | ... | ... | ... | ... | ... | ... | ... | ... | ... | ... | ... | ... | ... |
| ... | ... | ... | ... | ... | ... | ... | ... | ... | ... | ... | ... | ... | ... | ... | ... | ... | ... | ... | ... | ... |
| ... | ... | ... | ... | ... | 2 | 2 | 1 | 1 | ... | ... | ... | ... | ... | ... | ... | ... | ... | ... | ... | 534 3 |
| 42 36 | 62 43 | 65 28 | 69 46 | 95 29 | 133 31 | 584 152 | 801 209 | 541 162 | 353 88 | 238 70 | 183 61 | 126 40 | 93 32 | 73 36 | 32 27 | 41 17 | 23 9 | 8 6 | 5 1 | 537 5 |
| 78 | 105 | 93 | 115 | 124 | 164 | 736 | 1010 | 703 | 441 | 308 | 244 | 166 | 125 | 109 | 59 | 58 | 32 | 14 | 6 | 542 |
| 87 65 | 93 85 | 90 99 | 76 73 | 81 74 | 93 69 | 301 282 | 398 337 | 318 232 | 239 177 | 143 134 | 130 89 | 105 86 | 112 84 | 77 35 | 57 35 | 47 15 | 35 13 | 11 5 | 1 2 | 2 ... |
| 2 1 | ... | 4 ... | 1 ... | 5 3 | 1 1 | 8 7 | 11 8 | 17 18 | 21 13 | 7 8 | 6 5 | 8 6 | 2 9 | 18 12 | 12 9 | 8 5 | 3 2 | 2 ... | 1 ... | ... |
| 5 1 | 1 4 | 8 2 | 6 2 | 6 ... | 11 ... | 20 16 | 27 16 | 22 13 | 25 12 | 18 7 | 9 5 | 16 11 | 9 14 | 17 13 | 14 8 | 17 10 | 4 4 | 1 ... | 3 1 | ... |
| ... | ... | ... | ... | ... | ... | ... | 1 ... | ... | 2 ... | 1 ... | ... | ... | 2 ... | ... | ... | ... | ... | ... | ... | ... |
| ... | ... | ... | ... | ... | ... | ... | ... | ... | ... | ... | ... | ... | ... | ... | ... | ... | ... | ... | ... | ... |
| ... | ... | ... | ... | ... | ... | ... | ... | ... | ... | ... | ... | ... | ... | ... | ... | ... | ... | ... | ... | ... |
| ... | ... | ... | ... | ... | ... | ... | ... | ... | ... | ... | ... | ... | ... | ... | ... | ... | ... | ... | ... | 8 3 |
| 94 67 | 94 89 | 102 101 | 83 75 | 92 77 | 105 70 | 329 306 | 437 361 | 357 313 | 287 202 | 169 149 | 145 99 | 129 103 | 125 107 | 112 60 | 83 52 | 72 30 | 42 19 | 14 5 | 5 3 | 10 4 |
| 161 | 184 | 203 | 158 | 169 | 175 | 635 | 798 | 670 | 489 | 318 | 244 | 232 | 232 | 172 | 135 | 102 | 61 | 19 | 8 | 14 |
| 56 45 | 53 45 | 58 57 | 61 48 | 63 45 | 46 56 | 218 184 | 294 221 | 189 173 | 129 97 | 116 78 | 72 79 | 67 55 | 66 52 | 76 33 | 34 25 | 33 17 | 16 11 | 6 6 | 2 ... | ... |
| ... | 2 2 | 1 ... | 1 1 | ... | ... | 2 2 | 11 2 | 4 3 | 4 9 | 1 5 | 6 5 | 6 1 | 4 8 | 10 12 | 2 2 | 8 1 | 1 ... | 3 ... | 1 ... | ... |
| 2 1 | 4 2 | 3 2 | 3 1 | 3 1 | 4 ... | 14 7 | 25 11 | 18 10 | 15 6 | 11 5 | 8 4 | 5 7 | 11 5 | 17 6 | 11 4 | 11 2 | 1 ... | 5 ... | 1 ... | ... |
| ... | ... | ... | ... | ... | ... | 2 ... | ... | 1 ... | 1 ... | ... | 6 ... | ... | ... | 1 ... | ... | ... | ... | ... | ... | ... |
| ... | ... | ... | ... | ... | ... | ... | ... | ... | ... | ... | ... | ... | ... | ... | ... | ... | ... | ... | ... | ... |
| ... | ... | ... | ... | ... | ... | ... | ... | ... | ... | ... | ... | ... | ... | ... | ... | ... | ... | ... | ... | ... |
| ... | ... | ... | ... | ... | ... | 1 ... | ... | ... | ... | ... | ... | ... | 1 ... | ... | ... | ... | ... | ... | ... | ... |
| 58 46 | 59 49 | 62 59 | 65 50 | 66 46 | 50 56 | 237 193 | 330 234 | 212 186 | 149 112 | 128 88 | 92 88 | 78 63 | 82 66 | 104 51 | 47 31 | 52 20 | 18 11 | 14 6 | 4 ... | ... |
| 104 | 108 | 121 | 115 | 112 | 106 | 430 | 564 | 398 | 261 | 216 | 180 | 141 | 148 | 155 | 78 | 72 | 29 | 20 | 4 | ... |

TABLE VIII.—Showing the degree of Education possessed

| District. | All Ages. | Under 1. | 1-2. | 2-3. | 3-4. | 4-5. | 5-6. | 6-7. | 7-8. | 8-9. | 9-10. | 10-11. | 11-12. | 12-13. | 13-14. | 14-15. |
|------------------------|-----------|----------|------|------|------|------|------|------|------|------|-------|--------|--------|--------|--------|--------|
| <i>Deloraine.</i> | | | | | | | | | | | | | | | | |
| Read and write— | | | | | | | | | | | | | | | | |
| Males | 1665 | ... | ... | ... | ... | 2 | 5 | 11 | 19 | 42 | 35 | 52 | 56 | 55 | 52 | 53 |
| Females | 1480 | ... | ... | ... | 2 | 1 | 6 | 19 | 25 | 40 | 34 | 64 | 55 | 54 | 45 | 46 |
| Read only— | | | | | | | | | | | | | | | | |
| Males | 119 | ... | ... | ... | ... | ... | 4 | 8 | 11 | 13 | 9 | 2 | 3 | 1 | 3 | 1 |
| Females | 120 | ... | ... | ... | ... | 2 | 6 | 11 | 7 | 5 | 6 | 4 | ... | 6 | ... | 3 |
| Cannot read— | | | | | | | | | | | | | | | | |
| Males | 849 | 83 | 82 | 78 | 78 | 78 | 75 | 54 | 35 | 20 | 15 | 9 | 6 | 7 | 3 | 6 |
| Females | 671 | 83 | 75 | 80 | 82 | 67 | 54 | 39 | 25 | 16 | 15 | 11 | 3 | 5 | 2 | ... |
| Read & write, Foreign— | | | | | | | | | | | | | | | | |
| Males | 2 | ... | ... | ... | ... | ... | ... | ... | ... | ... | ... | ... | ... | ... | ... | ... |
| Females | 2 | ... | ... | ... | ... | ... | ... | ... | ... | ... | ... | ... | ... | ... | ... | ... |
| Read only, Foreign— | | | | | | | | | | | | | | | | |
| Males | ... | ... | ... | ... | ... | ... | ... | ... | ... | ... | ... | ... | ... | ... | ... | ... |
| Females | ... | ... | ... | ... | ... | ... | ... | ... | ... | ... | ... | ... | ... | ... | ... | ... |
| Education not stated— | | | | | | | | | | | | | | | | |
| Males | 5 | ... | ... | ... | ... | ... | ... | ... | ... | ... | ... | ... | ... | ... | ... | ... |
| Females | ... | ... | ... | ... | ... | ... | ... | ... | ... | ... | ... | ... | ... | ... | ... | ... |
| TOTAL { Males | 2640 | 83 | 82 | 78 | 78 | 80 | 84 | 73 | 65 | 75 | 59 | 63 | 65 | 63 | 58 | 60 |
| { Females | 2273 | 83 | 75 | 80 | 84 | 70 | 66 | 69 | 57 | 61 | 55 | 79 | 58 | 65 | 47 | 49 |
| GROSS TOTAL | 4913 | 166 | 157 | 158 | 162 | 150 | 150 | 142 | 122 | 136 | 114 | 142 | 123 | 128 | 105 | 109 |
| <i>Evandale:</i> | | | | | | | | | | | | | | | | |
| Read and write— | | | | | | | | | | | | | | | | |
| Males | 1178 | ... | ... | ... | 1 | ... | 4 | 8 | 18 | 26 | 48 | 42 | 38 | 35 | 45 | 42 |
| Females | 1110 | ... | ... | ... | ... | ... | 3 | 11 | 20 | 42 | 31 | 41 | 40 | 39 | 40 | 30 |
| Read only— | | | | | | | | | | | | | | | | |
| Males | 59 | ... | ... | ... | ... | 1 | 5 | 7 | 10 | ... | 3 | 3 | ... | 1 | ... | 2 |
| Females | 76 | ... | ... | ... | ... | 3 | 9 | 6 | 6 | 7 | 1 | 2 | 3 | 1 | 1 | ... |
| Cannot read— | | | | | | | | | | | | | | | | |
| Males | 446 | 53 | 48 | 53 | 49 | 38 | 36 | 23 | 14 | 13 | 4 | 3 | 5 | 4 | 2 | 3 |
| Females | 390 | 46 | 41 | 42 | 47 | 43 | 44 | 35 | 9 | 11 | 5 | 4 | 2 | 4 | 2 | ... |
| Read & write, Foreign— | | | | | | | | | | | | | | | | |
| Males | 2 | ... | ... | ... | ... | ... | ... | ... | ... | ... | ... | ... | ... | ... | ... | ... |
| Females | ... | ... | ... | ... | ... | ... | ... | ... | ... | ... | ... | ... | ... | ... | ... | ... |
| Read only, Foreign— | | | | | | | | | | | | | | | | |
| Males | ... | ... | ... | ... | ... | ... | ... | ... | ... | ... | ... | ... | ... | ... | ... | ... |
| Females | ... | ... | ... | ... | ... | ... | ... | ... | ... | ... | ... | ... | ... | ... | ... | ... |
| Education not stated— | | | | | | | | | | | | | | | | |
| Males | 1 | ... | ... | ... | ... | ... | ... | ... | ... | ... | ... | ... | ... | ... | ... | ... |
| Females | ... | ... | ... | ... | ... | ... | ... | ... | ... | ... | ... | ... | ... | ... | ... | ... |
| TOTAL { Males | 1686 | 53 | 48 | 53 | 50 | 39 | 45 | 38 | 42 | 39 | 55 | 48 | 43 | 40 | 47 | 47 |
| { Females | 1576 | 46 | 41 | 42 | 47 | 46 | 56 | 52 | 35 | 60 | 37 | 47 | 45 | 44 | 43 | 30 |
| GROSS TOTAL | 3262 | 99 | 89 | 95 | 97 | 85 | 101 | 90 | 77 | 99 | 92 | 95 | 88 | 84 | 90 | 77 |
| <i>Fingal:</i> | | | | | | | | | | | | | | | | |
| Read and write— | | | | | | | | | | | | | | | | |
| Males | 1784 | ... | ... | ... | ... | 2 | 10 | 21 | 28 | 59 | 52 | 63 | 49 | 48 | 47 | 63 |
| Females | 1446 | ... | ... | ... | ... | 2 | 7 | 23 | 37 | 47 | 47 | 73 | 46 | 68 | 47 | 38 |
| Read only— | | | | | | | | | | | | | | | | |
| Males | 86 | ... | ... | ... | ... | 1 | 5 | 7 | 6 | 7 | 2 | 4 | 2 | 3 | 1 | ... |
| Females | 86 | ... | ... | ... | ... | 1 | 5 | 4 | 11 | 3 | 2 | 3 | 1 | ... | 1 | ... |
| Cannot read— | | | | | | | | | | | | | | | | |
| Males | 782 | 89 | 84 | 90 | 79 | 73 | 59 | 44 | 29 | 17 | 11 | 7 | 2 | 4 | 5 | 3 |
| Females | 649 | 96 | 64 | 74 | 88 | 77 | 59 | 45 | 29 | 18 | 8 | 3 | 2 | 1 | 1 | 3 |
| Read & write, Foreign— | | | | | | | | | | | | | | | | |
| Males | 158 | ... | ... | ... | ... | ... | ... | ... | ... | ... | ... | ... | ... | ... | ... | ... |
| Females | 4 | ... | ... | ... | ... | ... | ... | ... | ... | ... | ... | ... | ... | ... | ... | ... |
| Read only, Foreign— | | | | | | | | | | | | | | | | |
| Males | 4 | ... | ... | ... | ... | ... | ... | ... | ... | ... | ... | ... | ... | ... | ... | ... |
| Females | ... | ... | ... | ... | ... | ... | ... | ... | ... | ... | ... | ... | ... | ... | ... | ... |
| Education not stated— | | | | | | | | | | | | | | | | |
| Males | ... | ... | ... | ... | ... | ... | ... | ... | ... | ... | ... | ... | ... | ... | ... | ... |
| Females | 4 | ... | ... | ... | ... | ... | ... | ... | ... | ... | ... | ... | ... | ... | ... | ... |
| TOTAL { Males | 2814 | 89 | 84 | 90 | 79 | 76 | 74 | 72 | 63 | 83 | 65 | 74 | 53 | 55 | 53 | 66 |
| { Females | 2189 | 96 | 64 | 74 | 88 | 80 | 71 | 72 | 77 | 68 | 57 | 79 | 49 | 69 | 49 | 41 |
| GROSS TOTAL | 5003 | 185 | 148 | 164 | 167 | 156 | 145 | 144 | 140 | 151 | 122 | 153 | 102 | 124 | 102 | 107 |

by Males and Females of different Ages—*continued*.

| 15 - 16. | 16 - 17. | 17 - 18. | 18 - 19. | 19 - 20. | 20 - 21. | 21 - 25. | 25 - 30. | 30 - 35. | 35 - 40. | 40 - 45. | 45 - 50. | 50 - 55. | 55 - 60. | 60 - 65. | 65 - 70. | 70 - 75. | 75 - 80. | 80 - 85. | 85 & upwards. | Not stated. |
|----------|----------|----------|----------|----------|----------|------------|------------|------------|------------|-----------|-----------|-----------|-----------|-----------|----------|----------|----------|----------|---------------|-------------|
| 53 45 | 56 38 | 48 49 | 53 54 | 46 35 | 47 46 | 160 152 | 194 160 | 136 146 | 106 79 | 75 60 | 52 63 | 59 54 | 55 40 | 50 28 | 25 17 | 39 15 | 16 4 | 7 4 | 5 ... | 1 ... |
| 1 1 | 1 1 | 1 4 | ... | 1 2 | 2 1 | 5 1 | 4 5 | 11 2 | 6 6 | 2 7 | 3 2 | 4 7 | 1 11 | 5 9 | 4 4 | 8 5 | 5 1 | ... | ... | ... |
| 3 1 | 4 ... | 4 ... | 6 ... | 5 ... | 3 1 | 24 10 | 29 18 | 27 13 | 25 12 | 12 10 | 5 7 | 7 9 | 9 8 | 15 11 | 13 8 | 11 4 | 11 1 | 4 ... | 3 1 | ... |
| ... | ... | ... | ... | ... | ... | ... | ... | ... | ... | ... | 1 ... | ... | ... | ... | ... | ... | 1 ... | ... | ... | ... |
| ... | ... | ... | ... | ... | ... | ... | ... | ... | ... | ... | ... | ... | ... | ... | ... | ... | ... | ... | ... | ... |
| ... | ... | ... | ... | ... | ... | ... | ... | ... | ... | ... | ... | ... | ... | ... | ... | ... | ... | ... | ... | 5 |
| ... | ... | ... | ... | ... | ... | ... | ... | ... | ... | ... | ... | ... | ... | ... | ... | ... | ... | ... | ... | ... |
| 57 47 | 61 39 | 53 53 | 59 54 | 52 37 | 52 48 | 189 163 | 227 183 | 174 161 | 137 97 | 89 77 | 61 72 | 70 71 | 65 59 | 70 49 | 42 29 | 58 24 | 33 6 | 11 5 | 8 1 | 6 ... |
| 104 | 100 | 106 | 113 | 89 | 100 | 352 | 410 | 335 | 234 | 166 | 133 | 141 | 124 | 119 | 71 | 82 | 39 | 16 | 9 | 6 |
| 29 36 | 33 35 | 29 36 | 21 35 | 33 26 | 30 31 | 104 115 | 111 106 | 93 92 | 97 74 | 47 51 | 49 40 | 56 43 | 32 31 | 31 26 | 33 15 | 26 14 | 11 4 | 4 1 | 2 2 | ... |
| ... | ... | ... | ... | 2 2 | ... | 1 ... | 4 2 | 1 ... | 5 4 | 4 4 | ... | ... | 1 5 | 3 3 | 3 2 | 1 4 | 2 ... | ... | ... | ... |
| ... | 2 1 | 4 2 | 4 ... | 6 ... | 1 ... | 8 8 | 14 1 | 5 7 | 7 4 | 10 3 | 4 4 | 5 5 | 5 7 | 5 2 | 7 4 | 3 2 | 5 3 | 2 1 | 1 ... | ... |
| ... | ... | ... | ... | ... | ... | 1 ... | 1 ... | ... | ... | ... | ... | ... | ... | ... | ... | ... | ... | ... | ... | ... |
| ... | ... | ... | ... | ... | ... | ... | ... | ... | ... | ... | ... | ... | ... | ... | ... | ... | ... | ... | ... | ... |
| ... | ... | ... | ... | ... | ... | ... | ... | ... | ... | ... | ... | ... | ... | ... | ... | ... | ... | ... | ... | 1 |
| 29 38 | 35 36 | 33 38 | 25 35 | 41 28 | 31 32 | 114 123 | 130 109 | 99 99 | 109 82 | 61 58 | 53 49 | 61 52 | 38 43 | 39 31 | 43 21 | 30 20 | 18 7 | 6 2 | 3 2 | 1 ... |
| 67 | 71 | 71 | 60 | 69 | 63 | 237 | 239 | 198 | 191 | 119 | 102 | 113 | 81 | 70 | 64 | 50 | 25 | 8 | 5 | 1 |
| 46 43 | 46 34 | 37 45 | 47 35 | 45 42 | 32 37 | 132 135 | 215 158 | 205 144 | 137 93 | 85 69 | 72 55 | 65 43 | 53 30 | 55 20 | 24 14 | 26 8 | 14 4 | 3 1 | 3 1 | ... |
| 1 1 | 2 2 | 2 2 | ... | 2 ... | 1 ... | 3 ... | 4 5 | 1 5 | 5 4 | 4 9 | 2 6 | 4 4 | 2 7 | 9 4 | 3 2 | 3 2 | 1 1 | 1 1 | ... | ... |
| 2 3 | 2 3 | 3 2 | 2 1 | 5 1 | 4 4 | 13 8 | 29 5 | 27 14 | 22 5 | 7 6 | 15 2 | 9 7 | 9 6 | 10 6 | 11 6 | 9 2 | 4 ... | 3 ... | ... | ... |
| ... | ... | ... | 1 ... | 1 ... | 5 ... | 19 ... | 12 ... | 15 2 | 8 ... | 12 ... | 22 ... | 29 ... | 20 ... | 10 ... | 4 ... | ... | ... | ... | ... | ... |
| ... | ... | ... | ... | ... | ... | ... | ... | 1 ... | 1 ... | 1 ... | 1 ... | ... | ... | ... | ... | ... | ... | ... | ... | ... |
| ... | ... | ... | ... | ... | ... | ... | ... | ... | ... | ... | ... | ... | ... | ... | ... | ... | ... | ... | ... | ... |
| ... | ... | ... | ... | ... | ... | ... | ... | ... | ... | ... | ... | ... | ... | ... | ... | ... | ... | ... | ... | ... |
| 49 47 | 50 39 | 40 49 | 50 36 | 53 43 | 42 37 | 167 139 | 260 171 | 249 159 | 173 112 | 109 83 | 112 67 | 107 49 | 84 44 | 84 30 | 42 22 | 38 18 | 19 7 | 7 2 | 3 1 | ... |
| 96 | 89 | 89 | 86 | 96 | 79 | 306 | 431 | 408 | 285 | 192 | 179 | 156 | 128 | 114 | 64 | 56 | 26 | 9 | 4 | ... |

TABLE VIII.—Showing the degree of Education possessed

| Districts. | All Ages. | Under 1. | 1 - 2. | 2 - 3. | 3 - 4. | 4 - 5. | 5 - 6. | 6 - 7. | 7 - 8. | 8 - 9. | 9 - 10. | 10 - 11. | 11 - 12. | 12 - 13. | 13 - 14. | 14 - 15. |
|------------------------|-----------|----------|--------|--------|--------|--------|--------|--------|--------|--------|---------|----------|----------|----------|----------|----------|
| <i>Franklin :</i> | | | | | | | | | | | | | | | | |
| Read and write— | | | | | | | | | | | | | | | | |
| Males | 1169 | ... | ... | ... | ... | 1 | 3 | 10 | 32 | 31 | 40 | 40 | 45 | 36 | 37 | 41 |
| Females | 1057 | ... | ... | ... | 1 | 2 | 2 | 14 | 27 | 34 | 34 | 48 | 36 | 36 | 36 | 46 |
| Read only— | | | | | | | | | | | | | | | | |
| Males | 113 | ... | ... | ... | 3 | ... | 5 | 10 | 4 | 6 | 3 | ... | 1 | ... | 1 | 1 |
| Females | 100 | ... | ... | ... | 1 | 1 | 4 | 6 | 7 | 5 | 9 | ... | 2 | 1 | 1 | 1 |
| Cannot read— | | | | | | | | | | | | | | | | |
| Males | 678 | 67 | 60 | 60 | 57 | 77 | 53 | 56 | 29 | 20 | 13 | 4 | 4 | 3 | 4 | 1 |
| Females | 574 | 63 | 53 | 57 | 55 | 62 | 55 | 42 | 38 | 9 | 12 | 6 | 1 | 4 | 2 | ... |
| Read & write, Foreign— | | | | | | | | | | | | | | | | |
| Males | 5 | ... | ... | ... | ... | ... | ... | ... | ... | ... | ... | ... | ... | ... | ... | ... |
| Females | 5 | ... | ... | ... | ... | ... | ... | ... | ... | ... | ... | ... | ... | ... | ... | ... |
| Read only, Foreign— | | | | | | | | | | | | | | | | |
| Males | ... | ... | ... | ... | ... | ... | ... | ... | ... | ... | ... | ... | ... | ... | ... | ... |
| Females | ... | ... | ... | ... | ... | ... | ... | ... | ... | ... | ... | ... | ... | ... | ... | ... |
| Education not stated— | | | | | | | | | | | | | | | | |
| Males | 3 | ... | ... | ... | ... | ... | ... | ... | ... | ... | ... | ... | ... | ... | ... | ... |
| Females | ... | ... | ... | ... | ... | ... | ... | ... | ... | ... | ... | ... | ... | ... | ... | ... |
| TOTAL { Males | 1968 | 67 | 60 | 60 | 60 | 78 | 61 | 76 | 65 | 57 | 56 | 44 | 50 | 39 | 42 | 43 |
| { Females | 1736 | 63 | 53 | 57 | 57 | 65 | 61 | 62 | 66 | 48 | 55 | 54 | 39 | 41 | 39 | 47 |
| GROSS TOTAL | 3704 | 130 | 113 | 117 | 117 | 143 | 122 | 138 | 131 | 105 | 111 | 98 | 89 | 80 | 81 | 90 |
| <i>George Town.</i> | | | | | | | | | | | | | | | | |
| Read and write— | | | | | | | | | | | | | | | | |
| Males | 1262 | ... | ... | ... | ... | 1 | ... | 20 | 38 | 32 | 38 | 51 | 39 | 56 | 29 | 58 |
| Females | 1191 | ... | ... | ... | ... | ... | 8 | 19 | 22 | 44 | 43 | 52 | 39 | 37 | 34 | 32 |
| Read only— | | | | | | | | | | | | | | | | |
| Males | 103 | ... | ... | ... | ... | ... | 15 | 16 | 14 | 9 | 2 | 5 | 2 | 1 | ... | ... |
| Females | 107 | ... | ... | ... | ... | 3 | 13 | 9 | 13 | 7 | 4 | 5 | 2 | 2 | 1 | 1 |
| Cannot read— | | | | | | | | | | | | | | | | |
| Males | 504 | 65 | 50 | 77 | 57 | 61 | 45 | 27 | 16 | 6 | 10 | 4 | 4 | 6 | 2 | 1 |
| Females | 422 | 61 | 46 | 57 | 62 | 56 | 30 | 26 | 16 | 11 | 3 | 4 | 3 | 1 | 2 | 2 |
| Read & write, Foreign— | | | | | | | | | | | | | | | | |
| Males | 15 | ... | ... | ... | ... | ... | ... | ... | ... | ... | ... | ... | ... | ... | ... | ... |
| Females | ... | ... | ... | ... | ... | ... | ... | ... | ... | ... | ... | ... | ... | ... | ... | ... |
| Read only, Foreign— | | | | | | | | | | | | | | | | |
| Males | ... | ... | ... | ... | ... | ... | ... | ... | ... | ... | ... | ... | ... | ... | ... | ... |
| Females | ... | ... | ... | ... | ... | ... | ... | ... | ... | ... | ... | ... | ... | ... | ... | ... |
| Education not stated— | | | | | | | | | | | | | | | | |
| Males | ... | ... | ... | ... | ... | ... | ... | ... | ... | ... | ... | ... | ... | ... | ... | ... |
| Females | 3 | ... | ... | ... | ... | ... | ... | ... | ... | ... | ... | ... | ... | ... | ... | ... |
| TOTAL { Males | 1884 | 65 | 50 | 77 | 57 | 62 | 60 | 63 | 68 | 47 | 50 | 60 | 45 | 63 | 31 | 59 |
| { Females | 1723 | 61 | 46 | 57 | 62 | 59 | 51 | 54 | 51 | 62 | 50 | 61 | 44 | 40 | 38 | 35 |
| GROSS TOTAL | 3607 | 126 | 96 | 134 | 119 | 121 | 111 | 117 | 119 | 109 | 100 | 121 | 89 | 103 | 69 | 94 |
| <i>Glamorgan.</i> | | | | | | | | | | | | | | | | |
| Read and write— | | | | | | | | | | | | | | | | |
| Males | 602 | ... | ... | ... | ... | 2 | ... | 5 | 7 | 21 | 19 | 23 | 18 | 17 | 19 | 15 |
| Females | 588 | ... | ... | ... | ... | 1 | 2 | 6 | 14 | 15 | 19 | 21 | 25 | 17 | 22 | 18 |
| Read only— | | | | | | | | | | | | | | | | |
| Males | 40 | ... | ... | ... | ... | ... | ... | 1 | 1 | 2 | 3 | 3 | 1 | 3 | 1 | ... |
| Females | 39 | ... | ... | ... | ... | 2 | 1 | 4 | 4 | 2 | 2 | ... | 2 | ... | 1 | 1 |
| Cannot read— | | | | | | | | | | | | | | | | |
| Males | 344 | 31 | 36 | 36 | 32 | 36 | 34 | 22 | 15 | 6 | 9 | 2 | 1 | ... | 4 | 1 |
| Females | 302 | 45 | 30 | 30 | 37 | 30 | 21 | 21 | 17 | 10 | 2 | 3 | 1 | 1 | 4 | ... |
| Read & write, Foreign— | | | | | | | | | | | | | | | | |
| Males | ... | ... | ... | ... | ... | ... | ... | ... | ... | ... | ... | ... | ... | ... | ... | ... |
| Females | 3 | ... | ... | ... | ... | ... | ... | ... | ... | ... | ... | ... | ... | ... | ... | ... |
| Read only, Foreign— | | | | | | | | | | | | | | | | |
| Males | ... | ... | ... | ... | ... | ... | ... | ... | ... | ... | ... | ... | ... | ... | ... | ... |
| Females | ... | ... | ... | ... | ... | ... | ... | ... | ... | ... | ... | ... | ... | ... | ... | ... |
| Education not stated— | | | | | | | | | | | | | | | | |
| Males | ... | ... | ... | ... | ... | ... | ... | ... | ... | ... | ... | ... | ... | ... | ... | ... |
| Females | 1 | ... | ... | ... | ... | ... | ... | ... | ... | ... | ... | ... | ... | ... | ... | ... |
| TOTAL { Males | 986 | 31 | 36 | 36 | 32 | 38 | 34 | 28 | 23 | 29 | 31 | 28 | 20 | 20 | 24 | 16 |
| { Females | 933 | 45 | 30 | 30 | 37 | 33 | 24 | 31 | 35 | 27 | 23 | 24 | 28 | 18 | 27 | 19 |
| GROSS TOTAL | 1919 | 76 | 66 | 66 | 69 | 71 | 58 | 59 | 58 | 56 | 54 | 52 | 48 | 38 | 51 | 35 |

by Males and Females of different Ages—*continued.*

| 15 - 16. | 16 - 17. | 17 - 18. | 18 - 19. | 19 - 20. | 20 - 21. | 21 - 25. | 25 - 30. | 30 - 35. | 35 - 40. | 40 - 45. | 45 - 50. | 50 - 55. | 55 - 60. | 60 - 65. | 65 - 70. | 70 - 75. | 75 - 80. | 80 - 85. | 85 & upwards. | Unspecified. |
|----------|----------|----------|----------|----------|----------|------------|------------|------------|-----------|----------|----------|----------|----------|----------|----------|----------|----------|----------|---------------|--------------|
| 30 35 | 41 25 | 26 31 | 29 26 | 28 26 | 29 31 | 87 84 | 132 125 | 105 98 | 76 70 | 45 42 | 50 36 | 24 27 | 40 34 | 32 21 | 33 17 | 25 11 | 12 5 | 8 1 | 1 2 | ... |
| ... | ... | 3 | ... | ... | 1 | 3 | 6 | 13 | 12 | 7 | 3 | 2 | 3 | 9 | 7 | 6 | 2 | 2 | ... | ... |
| ... | 2 | ... | ... | ... | ... | ... | 3 | 12 | 11 | 4 | 2 | 6 | 8 | 6 | 1 | 4 | 3 | ... | ... | ... |
| ... | 3 | 3 | 3 | ... | 1 | 9 | 29 | 29 | 26 | 8 | 7 | 7 | 10 | 12 | 5 | 11 | 3 | 4 | ... | ... |
| 1 | 1 | ... | 1 | ... | ... | 5 | 12 | 21 | 11 | 9 | 9 | 8 | 9 | 9 | 11 | 5 | 2 | 1 | ... | ... |
| ... | ... | ... | ... | ... | ... | ... | ... | ... | ... | ... | ... | 2 | ... | 2 | 1 | ... | ... | ... | ... | ... |
| ... | ... | ... | ... | ... | ... | ... | ... | ... | ... | 2 | ... | 1 | ... | 2 | ... | ... | ... | ... | ... | ... |
| ... | ... | ... | ... | ... | ... | ... | ... | ... | ... | ... | ... | ... | ... | ... | ... | ... | ... | ... | ... | ... |
| ... | ... | ... | ... | ... | ... | ... | ... | ... | ... | ... | ... | ... | ... | ... | ... | ... | ... | ... | ... | ... |
| ... | ... | ... | ... | ... | ... | ... | ... | ... | ... | ... | ... | ... | ... | ... | ... | ... | ... | ... | ... | 2 |
| ... | ... | ... | ... | ... | ... | ... | ... | ... | ... | ... | ... | ... | ... | ... | ... | ... | ... | ... | ... | ... |
| 30 36 | 44 28 | 32 31 | 32 27 | 28 26 | 31 31 | 99 89 | 167 140 | 148 131 | 114 92 | 60 57 | 60 47 | 35 42 | 53 51 | 55 38 | 46 29 | 42 20 | 17 10 | 14 2 | 1 2 | 2 |
| 66 | 72 | 63 | 59 | 54 | 62 | 188 | 307 | 279 | 206 | 117 | 107 | 77 | 104 | 93 | 75 | 62 | 27 | 16 | 3 | 2 |
| 30 28 | 39 38 | 27 34 | 31 34 | 28 22 | 23 30 | 96 116 | 116 109 | 110 110 | 93 86 | 70 80 | 61 52 | 47 37 | 45 27 | 31 23 | 29 19 | 15 8 | 7 6 | 2 ... | ... | ... |
| 3 | 1 | ... | 1 | ... | ... | 5 | 3 | 1 | 4 | 2 | 5 | 1 | ... | 2 | 4 | 4 | 1 | 2 | ... | ... |
| 1 | 2 | ... | ... | 2 | ... | 1 | 3 | 8 | 2 | 1 | 4 | 6 | 3 | 8 | 4 | 1 | ... | ... | 1 | ... |
| 2 | ... | 2 | 1 | ... | 1 | 8 | 6 | 9 | 6 | 6 | 5 | 6 | 2 | 2 | 5 | 5 | 6 | 1 | ... | ... |
| 1 | 1 | 1 | 1 | ... | 1 | 1 | 2 | 2 | 7 | 2 | 2 | 4 | 2 | 5 | 3 | 6 | ... | ... | ... | ... |
| ... | ... | ... | ... | ... | ... | ... | ... | 2 | ... | 2 | 2 | 5 | 1 | 1 | ... | ... | 1 | 1 | ... | ... |
| ... | ... | ... | ... | ... | ... | ... | ... | ... | ... | ... | ... | ... | ... | ... | ... | ... | ... | ... | ... | ... |
| ... | ... | ... | ... | ... | ... | ... | ... | ... | ... | ... | ... | ... | ... | ... | ... | ... | ... | ... | ... | ... |
| ... | ... | ... | ... | ... | ... | ... | ... | ... | ... | ... | ... | ... | ... | ... | ... | ... | ... | ... | ... | ... |
| ... | 1 | ... | ... | ... | ... | ... | ... | ... | ... | ... | ... | 1 | ... | ... | ... | ... | ... | ... | ... | 1 |
| 35 30 | 40 42 | 29 35 | 33 35 | 28 24 | 24 31 | 109 118 | 125 114 | 122 120 | 103 95 | 80 83 | 73 58 | 59 48 | 48 32 | 36 36 | 38 26 | 24 15 | 15 6 | 6 ... | ... | ... |
| 65 | 82 | 64 | 68 | 52 | 55 | 227 | 239 | 242 | 198 | 163 | 131 | 107 | 80 | 72 | 64 | 39 | 21 | 6 | 3 | 1 |
| 13 16 | 21 22 | 18 14 | 19 17 | 7 14 | 20 17 | 51 53 | 61 57 | 47 55 | 29 42 | 38 30 | 23 24 | 24 21 | 29 12 | 19 11 | 6 11 | 17 3 | 5 4 | 5 4 | 4 1 | ... |
| ... | ... | 2 | 2 | ... | ... | 1 | 2 | 1 | 1 | ... | 1 | 1 | 4 | 1 | 2 | 3 | 1 | 3 | ... | ... |
| 1 | ... | ... | ... | ... | ... | 1 | 1 | ... | 1 | ... | ... | 3 | 3 | 4 | 2 | 3 | ... | 1 | ... | ... |
| 2 | 2 | 1 | 2 | 3 | 2 | 3 | 10 | 12 | 8 | 7 | 2 | 2 | 3 | 3 | 3 | 4 | 5 | 3 | 2 | ... |
| ... | ... | 1 | 1 | ... | 2 | 2 | 5 | 4 | 6 | 4 | 3 | 7 | 7 | 3 | 1 | 1 | 2 | ... | 1 | ... |
| ... | ... | ... | ... | ... | ... | ... | ... | ... | ... | ... | ... | ... | ... | ... | ... | ... | ... | ... | ... | ... |
| ... | ... | ... | ... | ... | ... | 1 | ... | 2 | ... | ... | ... | ... | ... | ... | ... | ... | ... | ... | ... | ... |
| ... | ... | ... | ... | ... | ... | ... | ... | ... | ... | ... | ... | ... | ... | ... | ... | ... | ... | ... | ... | ... |
| ... | ... | ... | ... | ... | ... | ... | ... | ... | ... | ... | ... | ... | ... | ... | ... | ... | ... | ... | ... | ... |
| ... | ... | ... | ... | ... | ... | ... | ... | ... | ... | ... | ... | ... | ... | ... | ... | ... | ... | ... | ... | ... |
| ... | ... | ... | ... | ... | ... | ... | 1 | ... | ... | ... | ... | ... | ... | ... | ... | ... | ... | ... | ... | ... |
| 15 17 | 23 22 | 21 15 | 23 18 | 10 14 | 22 19 | 55 57 | 73 64 | 60 61 | 38 49 | 45 34 | 26 27 | 27 31 | 36 22 | 23 18 | 11 14 | 24 7 | 11 6 | 11 5 | 6 2 | ... |
| 32 | 45 | 36 | 41 | 24 | 41 | 112 | 137 | 121 | 87 | 79 | 53 | 58 | 58 | 41 | 25 | 31 | 17 | 16 | 8 | ... |

TABLE VIII.—Showing the degree of Education possessed

| District. | All Ages. | Under 1. | 1-2. | 2-3. | 3-4. | 4-5. | 5-6. | 6-7. | 7-8. | 8-9. | 9-10. | 10-11. | 11-12. | 12-13. | 13-14. | 14-15. |
|------------------------|-----------|----------|------|------|------|------|------|------|------|------|-------|--------|--------|--------|--------|--------|
| <i>Glenorchy.</i> | | | | | | | | | | | | | | | | |
| Read and write— | | | | | | | | | | | | | | | | |
| Males | 1932 | ... | ... | ... | ... | 2 | 7 | 25 | 38 | 51 | 55 | 43 | 66 | 58 | 64 | 72 |
| Females | 2026 | ... | ... | ... | 1 | 2 | 11 | 24 | 53 | 60 | 54 | 68 | 65 | 53 | 55 | 57 |
| Read only— | | | | | | | | | | | | | | | | |
| Males | 110 | ... | ... | ... | ... | 1 | 7 | 12 | 9 | 2 | 3 | 2 | 2 | 2 | ... | 1 |
| Females | 88 | ... | ... | ... | ... | ... | 4 | 5 | 6 | 5 | 3 | 2 | ... | 1 | ... | ... |
| Cannot read— | | | | | | | | | | | | | | | | |
| Males | 691 | 67 | 55 | 68 | 82 | 66 | 56 | 37 | 13 | 3 | 6 | 2 | 2 | ... | 2 | ... |
| Females | 648 | 89 | 66 | 73 | 69 | 72 | 55 | 38 | 18 | 9 | 6 | 1 | 1 | 2 | 1 | 2 |
| Read & write, Foreign— | | | | | | | | | | | | | | | | |
| Males | ... | ... | ... | ... | ... | ... | ... | ... | ... | ... | ... | ... | ... | ... | ... | ... |
| Females | 3 | ... | ... | ... | ... | ... | ... | ... | ... | ... | ... | ... | ... | ... | ... | ... |
| Read only, Foreign— | | | | | | | | | | | | | | | | |
| Males | ... | ... | ... | ... | ... | ... | ... | ... | ... | ... | ... | ... | ... | ... | ... | ... |
| Females | 1 | ... | ... | ... | ... | ... | ... | ... | ... | ... | ... | ... | ... | ... | ... | ... |
| Education not stated— | | | | | | | | | | | | | | | | |
| Males | 2 | ... | ... | ... | ... | ... | ... | ... | ... | ... | ... | ... | ... | ... | ... | ... |
| Females | 1 | ... | ... | ... | ... | ... | ... | ... | ... | ... | ... | ... | ... | ... | ... | ... |
| TOTAL { Males | 2735 | 67 | 55 | 68 | 82 | 69 | 70 | 74 | 60 | 56 | 64 | 47 | 70 | 60 | 66 | 73 |
| { Females | 2767 | 89 | 66 | 73 | 70 | 74 | 70 | 67 | 77 | 74 | 63 | 71 | 66 | 56 | 56 | 59 |
| GROSS TOTAL | 5502 | 156 | 121 | 141 | 152 | 143 | 140 | 141 | 137 | 130 | 127 | 118 | 136 | 116 | 121 | 132 |
| <i>Hobart, North.</i> | | | | | | | | | | | | | | | | |
| Read and write— | | | | | | | | | | | | | | | | |
| Males | 3237 | ... | ... | ... | ... | 1 | 10 | 53 | 48 | 73 | 68 | 62 | 82 | 84 | 79 | 80 |
| Females | 3239 | ... | ... | ... | 2 | 4 | 11 | 29 | 49 | 60 | 67 | 84 | 85 | 83 | 79 | 94 |
| Read only— | | | | | | | | | | | | | | | | |
| Males | 193 | ... | ... | ... | ... | 3 | 14 | 15 | 10 | 20 | 5 | 4 | ... | 3 | 1 | ... |
| Females | 169 | ... | ... | ... | ... | 2 | 8 | 14 | 20 | 9 | 7 | 6 | 3 | 1 | 1 | 2 |
| Cannot read— | | | | | | | | | | | | | | | | |
| Males | 840 | 117 | 91 | 108 | 90 | 87 | 82 | 50 | 30 | 13 | 7 | 2 | 3 | 1 | 1 | 1 |
| Females | 891 | 109 | 108 | 109 | 101 | 106 | 89 | 64 | 23 | 12 | 10 | 2 | 1 | 3 | 2 | ... |
| Read & write, Foreign— | | | | | | | | | | | | | | | | |
| Males | 10 | ... | ... | ... | ... | ... | ... | ... | ... | ... | ... | ... | ... | ... | ... | ... |
| Females | 5 | ... | ... | ... | ... | ... | ... | ... | ... | ... | ... | ... | ... | ... | ... | ... |
| Read only, Foreign— | | | | | | | | | | | | | | | | |
| Males | ... | ... | ... | ... | ... | ... | ... | ... | ... | ... | ... | ... | ... | ... | ... | ... |
| Females | ... | ... | ... | ... | ... | ... | ... | ... | ... | ... | ... | ... | ... | ... | ... | ... |
| Education not stated— | | | | | | | | | | | | | | | | |
| Males | ... | ... | ... | ... | ... | ... | ... | ... | ... | ... | ... | ... | ... | ... | ... | ... |
| Females | 3 | ... | ... | ... | ... | ... | ... | ... | ... | ... | ... | ... | ... | ... | ... | ... |
| TOTAL { Males | 4220 | 117 | 91 | 108 | 90 | 91 | 106 | 118 | 88 | 106 | 80 | 68 | 85 | 88 | 81 | 81 |
| { Females | 4307 | 109 | 108 | 109 | 103 | 112 | 108 | 107 | 92 | 81 | 84 | 92 | 89 | 87 | 82 | 96 |
| GROSS TOTAL | 8527 | 226 | 199 | 217 | 193 | 203 | 214 | 225 | 180 | 187 | 164 | 160 | 174 | 175 | 163 | 177 |
| <i>Hobart, South.</i> | | | | | | | | | | | | | | | | |
| Read and write— | | | | | | | | | | | | | | | | |
| Males | 2799 | ... | ... | ... | 2 | 6 | 20 | 24 | 45 | 64 | 81 | 77 | 70 | 74 | 59 | 65 |
| Females | 3204 | ... | ... | ... | 1 | 2 | 19 | 41 | 83 | 79 | 79 | 85 | 75 | 102 | 67 | 83 |
| Read only— | | | | | | | | | | | | | | | | |
| Males | 115 | ... | ... | ... | 1 | 2 | 18 | 15 | 20 | 10 | 4 | 3 | 1 | 2 | ... | 3 |
| Females | 118 | ... | ... | ... | 1 | 4 | 7 | 17 | 13 | 8 | 2 | 5 | ... | ... | ... | ... |
| Cannot read— | | | | | | | | | | | | | | | | |
| Males | 886 | 91 | 79 | 106 | 108 | 101 | 74 | 52 | 13 | 7 | 4 | ... | ... | 1 | ... | 2 |
| Females | 646 | 91 | 71 | 77 | 86 | 85 | 63 | 40 | 15 | 9 | 5 | 1 | 2 | 1 | 2 | 1 |
| Read & write, Foreign— | | | | | | | | | | | | | | | | |
| Males | 8 | ... | ... | ... | ... | ... | ... | ... | ... | ... | ... | ... | ... | 1 | ... | ... |
| Females | ... | ... | ... | ... | ... | ... | ... | ... | ... | ... | ... | ... | ... | ... | ... | ... |
| Read only, Foreign— | | | | | | | | | | | | | | | | |
| Males | ... | ... | ... | ... | ... | ... | ... | ... | ... | ... | ... | ... | ... | ... | ... | ... |
| Females | ... | ... | ... | ... | ... | ... | ... | ... | ... | ... | ... | ... | ... | ... | ... | ... |
| Education not stated— | | | | | | | | | | | | | | | | |
| Males | ... | ... | ... | ... | ... | ... | ... | ... | ... | ... | ... | ... | ... | ... | ... | ... |
| Females | 4 | ... | ... | ... | ... | ... | ... | ... | ... | ... | ... | ... | ... | ... | ... | ... |
| TOTAL { Males | 3808 | 91 | 79 | 106 | 111 | 109 | 112 | 91 | 78 | 81 | 89 | 80 | 71 | 78 | 59 | 70 |
| { Females | 3972 | 91 | 71 | 77 | 88 | 91 | 89 | 98 | 111 | 96 | 86 | 91 | 77 | 103 | 69 | 84 |
| GROSS TOTAL | 7780 | 182 | 150 | 183 | 199 | 200 | 201 | 189 | 189 | 177 | 175 | 171 | 148 | 181 | 128 | 154 |

by Males and Females of different Ages—continued.

| 15-16. | 16-17. | 17-18. | 18-19. | 19-20. | 20-21. | 21-25. | 25-30. | 30-35. | 35-40. | 40-45. | 45-50. | 50-55. | 55-60. | 60-65. | 65-70. | 70-75. | 75-80. | 80-85. | 85 & upwards. | Not stated. |
|----------|-----------|----------|----------|-----------|-----------|------------|------------|------------|------------|------------|------------|------------|------------|-----------|----------|-----------|-----------|----------|---------------|-------------|
| 51 44 | 52 52 | 43 45 | 46 46 | 31 50 | 36 42 | 132 214 | 168 226 | 159 183 | 119 133 | 119 118 | 68 81 | 64 82 | 52 56 | 67 55 | 58 43 | 88 26 | 48 15 | 30 7 | 20 5 | ... |
| ... | ... | 1 | 1 | ... | 2 | 1 | 3 | 1 | 4 | 6 | 1 | 5 | 1 | 4 | 6 | 16 | 9 | 3 | 5 | ... |
| 2 | 2 | ... | ... | ... | 1 | 1 | 2 | 1 | 3 | 3 | 4 | 5 | 5 | 11 | 7 | 4 | 7 | 4 | ... | ... |
| ... | 1 | 1 | 2 | 1 | 1 | 3 | 6 | 6 | 8 | 5 | 3 | 10 | 12 | 17 | 30 | 34 | 43 | 28 | 21 | ... |
| ... | ... | ... | 2 | ... | ... | 2 | 6 | 7 | 7 | 7 | 5 | 7 | 10 | 23 | 12 | 19 | 17 | 15 | 7 | ... |
| ... | ... | ... | ... | ... | ... | ... | ... | ... | ... | ... | ... | ... | ... | ... | ... | ... | ... | ... | ... | ... |
| ... | ... | ... | ... | ... | ... | ... | ... | 1 | ... | ... | 1 | ... | 1 | ... | ... | ... | ... | ... | ... | ... |
| ... | ... | ... | ... | ... | ... | ... | ... | ... | ... | ... | 1 | ... | ... | ... | ... | ... | ... | ... | ... | ... |
| ... | ... | ... | 1 | ... | ... | ... | ... | ... | ... | ... | ... | 1 | ... | ... | ... | ... | ... | ... | ... | ... |
| ... | ... | ... | ... | ... | ... | ... | ... | ... | ... | ... | ... | ... | ... | ... | ... | 1 | ... | ... | ... | ... |
| 51 46 | 53 54 | 45 45 | 50 48 | 32 50 | 39 43 | 136 217 | 177 234 | 166 191 | 131 144 | 130 128 | 72 92 | 80 94 | 65 72 | 88 89 | 94 62 | 138 50 | 100 39 | 61 26 | 46 12 | ... |
| 97 | 107 | 90 | 98 | 82 | 82 | 353 | 411 | 357 | 275 | 258 | 164 | 174 | 137 | 177 | 156 | 188 | 139 | 87 | 58 | ... |
| 71 79 | 72 90 | 59 87 | 73 92 | 90 88 | 73 84 | 352 382 | 405 422 | 321 307 | 260 209 | 170 152 | 132 147 | 128 147 | 107 102 | 99 72 | 71 58 | 60 39 | 35 20 | 16 13 | 3 2 | ... |
| ... | ... | 1 | 1 | 1 | ... | 5 | 10 | 5 | 5 | 3 | 1 | 2 | 2 | 6 | 6 | 4 | 5 | 1 | ... | ... |
| ... | 1 | ... | ... | ... | 2 | 6 | 8 | 7 | 7 | 7 | 3 | 13 | 10 | 11 | 9 | 5 | 3 | 2 | 2 | ... |
| 3 | 4 | 2 | 1 | 1 | 1 | 16 | 20 | 16 | 13 | 8 | 7 | 9 | 8 | 13 | 12 | 16 | 3 | 2 | 2 | ... |
| ... | ... | 2 | 1 | 4 | 1 | 7 | 18 | 11 | 13 | 12 | 10 | 18 | 14 | 11 | 12 | 7 | 4 | 4 | 3 | ... |
| ... | ... | ... | 1 | 1 | 1 | 1 | 2 | 3 | ... | ... | ... | ... | ... | ... | ... | ... | 1 | ... | ... | ... |
| ... | ... | ... | ... | ... | 2 | 1 | ... | ... | ... | 1 | ... | ... | 1 | ... | ... | ... | ... | ... | ... | ... |
| ... | ... | ... | ... | ... | ... | ... | ... | ... | ... | ... | ... | ... | ... | ... | ... | ... | ... | ... | ... | ... |
| ... | ... | ... | ... | ... | ... | ... | ... | ... | ... | ... | ... | ... | ... | ... | ... | ... | ... | ... | ... | ... |
| ... | ... | ... | ... | ... | ... | ... | ... | ... | ... | ... | ... | ... | ... | ... | ... | ... | ... | ... | ... | 3 |
| 74 79 | 76 91 | 62 89 | 76 93 | 93 92 | 75 87 | 374 397 | 437 449 | 345 325 | 278 229 | 181 171 | 140 161 | 139 178 | 117 126 | 118 95 | 89 79 | 80 51 | 44 27 | 19 19 | 5 7 | ... |
| 153 | 167 | 151 | 169 | 185 | 162 | 771 | 886 | 670 | 507 | 352 | 301 | 317 | 243 | 213 | 168 | 131 | 71 | 38 | 12 | 3 |
| 78 86 | 57 98 | 47 75 | 74 89 | 60 101 | 70 117 | 280 362 | 382 386 | 288 286 | 214 183 | 161 177 | 120 162 | 99 103 | 87 91 | 72 64 | 48 47 | 34 28 | 21 18 | 13 12 | 7 3 | ... |
| 1 | 1 | 1 | 1 | 1 | 1 | 3 | 2 | 4 | 2 | 5 | 2 | ... | 1 | 4 | 3 | 4 | ... | ... | ... | ... |
| ... | ... | 1 | ... | ... | ... | 1 | 3 | 2 | 5 | 3 | 4 | 7 | 11 | 5 | 8 | 5 | 2 | 2 | 2 | ... |
| 1 | 5 | 6 | 3 | 1 | 8 | 24 | 82 | 51 | 33 | 3 | 7 | 2 | 2 | 6 | 6 | 5 | 2 | ... | 1 | ... |
| 1 | 2 | 1 | 2 | ... | 1 | 5 | 10 | 10 | 5 | 7 | 3 | 5 | 7 | 20 | 4 | 8 | 3 | 3 | ... | ... |
| ... | ... | ... | ... | ... | 1 | 1 | 2 | 1 | ... | 1 | ... | 1 | ... | ... | ... | ... | ... | ... | ... | ... |
| ... | ... | ... | ... | ... | ... | ... | ... | ... | ... | ... | ... | ... | ... | ... | ... | ... | ... | ... | ... | ... |
| ... | ... | ... | ... | ... | ... | ... | ... | ... | ... | ... | ... | ... | ... | ... | ... | ... | ... | ... | ... | ... |
| ... | ... | ... | ... | ... | ... | ... | ... | ... | ... | ... | ... | ... | ... | ... | ... | ... | ... | ... | ... | 4 |
| 80 87 | 63 100 | 54 77 | 78 91 | 62 101 | 80 118 | 308 368 | 468 399 | 344 298 | 249 193 | 170 187 | 129 169 | 102 115 | 90 109 | 82 89 | 57 59 | 43 41 | 23 23 | 13 17 | 8 5 | ... |
| 167 | 163 | 131 | 169 | 163 | 198 | 676 | 867 | 642 | 442 | 357 | 298 | 217 | 199 | 171 | 116 | 84 | 46 | 30 | 13 | 4 |

TABLE VIII.—Showing the degree of Education possessed

| Districts. | All Ages. | Under 1. | 1-2. | 2-3. | 3-4. | 4-5. | 5-6. | 6-7. | 7-8. | 8-9. | 9-10. | 10-11. | 11-12. | 12-13. | 13-14. | 14-15. |
|---------------------------|-----------|----------|------|------|------|------|------|------|------|------|-------|--------|--------|--------|--------|--------|
| <i>Hobart, West.</i> | | | | | | | | | | | | | | | | |
| Read and write— | | | | | | | | | | | | | | | | |
| Males | 2971 | ... | ... | ... | 1 | 1 | 13 | 23 | 69 | 92 | 89 | 88 | 97 | 103 | 96 | 104 |
| Females | 3219 | ... | ... | ... | 1 | 4 | 14 | 33 | 62 | 73 | 87 | 105 | 81 | 103 | 84 | 83 |
| Read only— | | | | | | | | | | | | | | | | |
| Males | 171 | ... | ... | ... | 1 | 7 | 14 | 23 | 30 | 7 | 9 | 8 | 5 | 3 | 2 | 4 |
| Females | 203 | ... | ... | ... | ... | 3 | 18 | 23 | 13 | 15 | 7 | 1 | 6 | 2 | 1 | 3 |
| Cannot read— | | | | | | | | | | | | | | | | |
| Males | 940 | 137 | 94 | 119 | 120 | 126 | 85 | 50 | 33 | 9 | 10 | 6 | 4 | 1 | 2 | 3 |
| Females | 1059 | 137 | 120 | 149 | 114 | 108 | 87 | 67 | 31 | 15 | 7 | 3 | 6 | 1 | 1 | 2 |
| Read & write, Foreign— | | | | | | | | | | | | | | | | |
| Males | 13 | ... | ... | ... | ... | ... | ... | ... | ... | ... | ... | ... | ... | ... | ... | ... |
| Females | 4 | ... | ... | ... | ... | ... | ... | ... | ... | ... | ... | ... | ... | ... | ... | ... |
| Read only, Foreign— | | | | | | | | | | | | | | | | |
| Males | 1 | ... | ... | ... | ... | ... | ... | ... | ... | ... | ... | ... | ... | ... | ... | ... |
| Females | 1 | ... | ... | ... | ... | ... | ... | ... | ... | ... | ... | ... | ... | ... | ... | ... |
| Education not stated— | | | | | | | | | | | | | | | | |
| Males | 1 | ... | ... | ... | ... | ... | ... | ... | ... | ... | ... | ... | ... | ... | ... | ... |
| Females | 15 | ... | ... | ... | ... | ... | 3 | 4 | 3 | ... | 1 | 1 | ... | 1 | ... | ... |
| TOTAL { Males | 4097 | 137 | 94 | 119 | 122 | 134 | 112 | 96 | 132 | 108 | 108 | 102 | 106 | 107 | 100 | 111 |
| { Females ... | 4501 | 137 | 120 | 149 | 115 | 115 | 122 | 127 | 109 | 103 | 102 | 110 | 93 | 107 | 86 | 88 |
| GROSS TOTAL | 8598 | 274 | 214 | 268 | 237 | 249 | 234 | 223 | 241 | 211 | 210 | 212 | 199 | 214 | 186 | 199 |
| <i>Kingborough.</i> | | | | | | | | | | | | | | | | |
| Read and write— | | | | | | | | | | | | | | | | |
| Males | 2549 | ... | ... | ... | 1 | 2 | 9 | 19 | 47 | 77 | 87 | 74 | 76 | 91 | 92 | 90 |
| Females | 2610 | ... | ... | ... | ... | ... | 12 | 33 | 51 | 54 | 75 | 90 | 86 | 109 | 85 | 79 |
| Read only— | | | | | | | | | | | | | | | | |
| Males | 196 | ... | ... | ... | 1 | 4 | 8 | 19 | 22 | 17 | 17 | 8 | 11 | 5 | 4 | 3 |
| Females | 202 | ... | ... | ... | ... | 2 | 7 | 20 | 24 | 19 | 9 | 9 | 5 | 1 | 5 | 2 |
| Cannot read— | | | | | | | | | | | | | | | | |
| Males | 1116 | 123 | 101 | 119 | 88 | 102 | 109 | 90 | 40 | 16 | 11 | 11 | 13 | 7 | 5 | 10 |
| Females | 1011 | 120 | 97 | 108 | 114 | 129 | 72 | 75 | 46 | 17 | 16 | 11 | 1 | ... | 5 | 3 |
| Read & write, Foreign— | | | | | | | | | | | | | | | | |
| Males | 6 | ... | ... | ... | ... | ... | ... | ... | ... | ... | ... | ... | ... | ... | ... | ... |
| Females | ... | ... | ... | ... | ... | ... | ... | ... | ... | ... | ... | ... | ... | ... | ... | ... |
| Read only, Foreign— | | | | | | | | | | | | | | | | |
| Males | ... | ... | ... | ... | ... | ... | ... | ... | ... | ... | ... | ... | ... | ... | ... | ... |
| Females | ... | ... | ... | ... | ... | ... | ... | ... | ... | ... | ... | ... | ... | ... | ... | ... |
| Education not stated— | | | | | | | | | | | | | | | | |
| Males | ... | ... | ... | ... | ... | ... | ... | ... | ... | ... | ... | ... | ... | ... | ... | ... |
| Females | ... | ... | ... | ... | ... | ... | ... | ... | ... | ... | ... | ... | ... | ... | ... | ... |
| TOTAL { Males | 3597 | 123 | 101 | 119 | 90 | 108 | 126 | 128 | 129 | 110 | 115 | 93 | 100 | 103 | 101 | 103 |
| { Females ... | 3823 | 120 | 97 | 108 | 114 | 131 | 91 | 128 | 121 | 90 | 100 | 110 | 92 | 115 | 93 | 84 |
| GROSS TOTAL | 7420 | 243 | 198 | 227 | 204 | 239 | 217 | 256 | 250 | 200 | 215 | 203 | 192 | 218 | 194 | 187 |
| <i>Launceston, North.</i> | | | | | | | | | | | | | | | | |
| Read and write— | | | | | | | | | | | | | | | | |
| Males | 2989 | ... | ... | ... | 4 | ... | 19 | 42 | 60 | 61 | 62 | 79 | 72 | 79 | 69 | 77 |
| Females | 2900 | ... | ... | ... | 3 | 3 | 17 | 34 | 59 | 69 | 81 | 71 | 66 | 78 | 69 | 69 |
| Read only— | | | | | | | | | | | | | | | | |
| Males | 127 | ... | ... | ... | ... | 4 | 14 | 18 | 20 | 6 | 5 | 2 | 2 | 1 | 1 | ... |
| Females | 144 | ... | ... | ... | 1 | 12 | 16 | 18 | 14 | 7 | 3 | 3 | 1 | 1 | ... | ... |
| Cannot read— | | | | | | | | | | | | | | | | |
| Males | 772 | 105 | 86 | 109 | 106 | 88 | 67 | 42 | 17 | 5 | 3 | ... | 1 | 1 | ... | 2 |
| Females | 655 | 108 | 70 | 98 | 99 | 73 | 55 | 31 | 9 | 4 | 3 | ... | ... | ... | ... | 1 |
| Read & write, Foreign— | | | | | | | | | | | | | | | | |
| Males | 14 | ... | ... | ... | ... | ... | ... | ... | ... | ... | ... | ... | ... | ... | ... | ... |
| Females | 1 | ... | ... | ... | ... | ... | ... | ... | ... | ... | ... | ... | ... | ... | ... | ... |
| Read only, Foreign— | | | | | | | | | | | | | | | | |
| Males | ... | ... | ... | ... | ... | ... | ... | ... | ... | ... | ... | ... | ... | ... | ... | ... |
| Females | ... | ... | ... | ... | ... | ... | ... | ... | ... | ... | ... | ... | ... | ... | ... | ... |
| Education not stated— | | | | | | | | | | | | | | | | |
| Males | 1 | ... | ... | ... | ... | ... | ... | ... | ... | ... | ... | ... | ... | ... | ... | ... |
| Females | 1 | ... | ... | ... | ... | ... | ... | ... | ... | ... | ... | ... | ... | ... | ... | ... |
| TOTAL { Males | 3903 | 105 | 86 | 109 | 110 | 92 | 100 | 102 | 97 | 72 | 70 | 81 | 75 | 81 | 70 | 79 |
| { Females ... | 3701 | 108 | 70 | 98 | 103 | 88 | 88 | 83 | 82 | 80 | 87 | 74 | 67 | 79 | 69 | 70 |
| GROSS TOTAL | 7604 | 213 | 156 | 207 | 213 | 180 | 188 | 185 | 179 | 152 | 157 | 155 | 142 | 160 | 139 | 149 |

by Males and Females of different Ages—*continued.*

| 15-16. | 16-17. | 17-18. | 18-19. | 19-20. | 20-21. | 21-25. | 25-30. | 30-35. | 35-40. | 40-45. | 45-50. | 50-55. | 55-60. | 60-65. | 65-70. | 70-75. | 75-80. | 80-85. | 85 & upwards. | Unspecified. |
|----------|----------|----------|-----------|----------|----------|------------|------------|------------|------------|------------|------------|------------|------------|------------|----------|----------|----------|----------|---------------|--------------|
| 94 78 | 68 84 | 77 74 | 76 85 | 66 76 | 62 88 | 275 345 | 338 359 | 245 315 | 207 240 | 150 172 | 120 141 | 98 133 | 86 86 | 86 92 | 51 48 | 57 41 | 22 22 | 13 9 | 4 1 | ... |
| ... | 4 1 | 2 ... | ... | ... | 1 ... | 1 1 | 6 10 | 4 12 | 6 7 | 4 12 | 5 11 | 4 11 | 7 8 | 3 11 | 4 10 | 1 7 | 4 8 | 1 2 | 1 ... | ... |
| 1 ... | ... | ... | ... | 3 1 | 3 5 | 8 11 | 20 27 | 14 20 | 21 15 | 10 9 | 7 4 | 7 22 | 11 29 | 15 29 | 3 13 | 8 9 | 2 6 | 7 3 | 1 3 | ... |
| ... | ... | ... | ... | ... | ... | ... | 3 | 2 | 2 | 2 | 1 | 2 | ... | ... | 1 | ... | ... | ... | ... | ... |
| ... | ... | ... | ... | ... | ... | ... | ... | ... | ... | 1 | ... | 1 | 1 | 1 | ... | ... | ... | ... | ... | ... |
| ... | ... | ... | ... | ... | ... | ... | ... | ... | ... | ... | ... | 1 | 1 | ... | ... | ... | ... | ... | ... | ... |
| ... | ... | ... | ... | ... | ... | ... | ... | ... | ... | ... | ... | ... | ... | ... | ... | ... | ... | ... | ... | 1 |
| 95 78 | 72 88 | 79 75 | 76 86 | 69 77 | 66 93 | 284 357 | 367 396 | 265 347 | 236 262 | 166 194 | 133 156 | 111 168 | 105 125 | 104 133 | 59 71 | 66 57 | 28 36 | 21 15 | 6 4 | 1 ... |
| 173 | 160 | 154 | 162 | 146 | 159 | 641 | 763 | 612 | 498 | 360 | 289 | 279 | 230 | 237 | 130 | 123 | 64 | 36 | 10 | 1 |
| 79 76 | 76 73 | 62 89 | 64 59 | 57 59 | 55 72 | 231 248 | 275 288 | 195 251 | 154 142 | 110 133 | 96 116 | 102 105 | 78 79 | 82 60 | 72 30 | 47 28 | 33 18 | 10 8 | 6 2 | ... |
| 6 ... | 3 1 | ... | 1 1 | 1 ... | ... | 8 ... | 7 5 | 7 6 | 7 4 | 3 6 | 3 11 | 1 8 | 4 11 | 7 14 | 4 12 | 8 4 | 3 9 | 2 6 | 2 ... | ... |
| 7 3 | 7 2 | 5 4 | 9 2 | 8 2 | 5 5 | 26 3 | 29 14 | 22 14 | 29 19 | 9 18 | 7 13 | 17 16 | 9 14 | 18 22 | 23 23 | 20 7 | 14 10 | 4 4 | 3 1 | ... |
| ... | ... | ... | ... | ... | ... | ... | ... | 1 | ... | ... | 1 | ... | 2 | ... | ... | 1 | 1 | ... | ... | ... |
| ... | ... | ... | ... | ... | ... | ... | ... | ... | ... | ... | ... | ... | ... | ... | ... | ... | ... | ... | ... | ... |
| ... | ... | ... | ... | ... | ... | ... | ... | ... | ... | ... | ... | ... | ... | ... | ... | ... | ... | ... | ... | ... |
| ... | ... | ... | ... | ... | ... | ... | ... | ... | ... | ... | ... | ... | ... | ... | ... | ... | ... | ... | ... | ... |
| 92 78 | 86 78 | 67 92 | 74 61 | 66 65 | 60 75 | 265 267 | 311 308 | 225 274 | 190 166 | 122 157 | 107 140 | 120 130 | 93 115 | 107 95 | 99 41 | 76 47 | 51 28 | 16 9 | 11 3 | ... |
| 170 | 164 | 159 | 135 | 131 | 135 | 532 | 619 | 499 | 356 | 279 | 247 | 250 | 208 | 202 | 140 | 123 | 79 | 25 | 14 | ... |
| 63 77 | 73 63 | 69 62 | 74 100 | 66 92 | 80 92 | 291 364 | 352 384 | 300 249 | 220 169 | 159 140 | 160 154 | 109 87 | 84 89 | 70 60 | 80 40 | 51 30 | 37 14 | 17 8 | 10 7 | ... |
| ... | 2 2 | ... | 1 ... | 1 ... | ... | 6 1 | 4 4 | 2 6 | 1 3 | 3 5 | ... | 3 2 | ... | 5 5 | 7 11 | 12 5 | 6 3 | 1 1 | ... | ... |
| ... | ... | 2 1 | ... | 1 1 | 3 2 | 5 6 | 10 9 | 11 10 | 9 8 | 8 6 | 2 5 | 6 10 | 7 13 | 10 8 | 12 6 | 25 9 | 19 3 | 7 4 | 3 1 | ... |
| ... | ... | ... | ... | 1 | 1 | 1 | 6 | 2 | ... | ... | ... | 2 | ... | 1 | ... | ... | ... | ... | ... | ... |
| ... | ... | ... | ... | ... | ... | ... | ... | ... | ... | ... | ... | ... | ... | ... | ... | ... | ... | ... | ... | ... |
| ... | ... | ... | ... | ... | ... | ... | ... | ... | ... | ... | ... | ... | ... | ... | ... | ... | ... | ... | ... | ... |
| ... | ... | ... | ... | ... | ... | ... | ... | ... | ... | ... | ... | ... | ... | 1 | ... | ... | ... | ... | ... | 1 |
| 63 80 | 75 67 | 71 63 | 75 100 | 69 93 | 84 95 | 303 371 | 372 397 | 315 265 | 230 180 | 170 151 | 162 165 | 120 99 | 91 110 | 87 73 | 99 57 | 88 45 | 62 20 | 25 13 | 13 10 | ... |
| 143 | 142 | 134 | 175 | 162 | 179 | 674 | 769 | 580 | 410 | 321 | 327 | 219 | 201 | 160 | 156 | 133 | 82 | 38 | 23 | 1 |

TABLE VIII.—Showing the degree of Education possessed

| Districts. | All Ages. | Under 1. | 1-2. | 2-3. | 3-4. | 4-5. | 5-6. | 6-7. | 7-8. | 8-9. | 9-10. | 10-11. | 11-12. | 12-13. | 13-14. | 14-15. |
|---------------------------|-----------|----------|------|------|------|------|------|------|------|------|-------|--------|--------|--------|--------|--------|
| <i>Launceston, South.</i> | | | | | | | | | | | | | | | | |
| Read and write— | | | | | | | | | | | | | | | | |
| Males | 3966 | ... | ... | ... | 1 | 4 | 19 | 51 | 93 | 104 | 87 | 113 | 98 | 105 | 108 | 100 |
| Females | 3951 | ... | ... | ... | 2 | 1 | 21 | 56 | 72 | 114 | 112 | 127 | 106 | 101 | 103 | 109 |
| Read only— | | | | | | | | | | | | | | | | |
| Males | 178 | ... | ... | ... | 1 | 9 | 28 | 33 | 8 | 18 | 7 | 2 | 3 | 2 | 1 | 1 |
| Females | 177 | ... | ... | ... | 1 | 2 | 15 | 30 | 20 | 15 | 5 | 8 | 2 | 1 | ... | 1 |
| Cannot read— | | | | | | | | | | | | | | | | |
| Males | 930 | 151 | 109 | 128 | 122 | 112 | 96 | 58 | 27 | 8 | 6 | 3 | 2 | 2 | 5 | ... |
| Females | 981 | 142 | 135 | 128 | 141 | 128 | 84 | 39 | 22 | 13 | 7 | 4 | 1 | 1 | 1 | 2 |
| Read & write, Foreign— | | | | | | | | | | | | | | | | |
| Males | 19 | ... | ... | ... | ... | ... | ... | ... | ... | ... | ... | ... | ... | ... | ... | ... |
| Females | 1 | ... | ... | ... | ... | ... | ... | ... | ... | ... | ... | ... | ... | ... | ... | ... |
| Read only, Foreign— | | | | | | | | | | | | | | | | |
| Males | 1 | ... | ... | ... | ... | ... | ... | ... | ... | ... | ... | ... | ... | ... | ... | ... |
| Females | ... | ... | ... | ... | ... | ... | ... | ... | ... | ... | ... | ... | ... | ... | ... | ... |
| Education not stated— | | | | | | | | | | | | | | | | |
| Males | ... | ... | ... | ... | ... | ... | ... | ... | ... | ... | ... | ... | ... | ... | ... | ... |
| Females | ... | ... | ... | ... | ... | ... | ... | ... | ... | ... | ... | ... | ... | ... | ... | ... |
| TOTAL { Males | 4494 | 151 | 109 | 128 | 124 | 125 | 143 | 142 | 128 | 130 | 100 | 118 | 103 | 109 | 114 | 101 |
| Females ... | 5110 | 142 | 135 | 128 | 144 | 131 | 120 | 125 | 114 | 142 | 124 | 139 | 109 | 103 | 104 | 112 |
| GROSS TOTAL | 9604 | 293 | 244 | 256 | 268 | 256 | 263 | 267 | 242 | 272 | 224 | 257 | 212 | 212 | 218 | 213 |
| <i>Longford.</i> | | | | | | | | | | | | | | | | |
| Read and write— | | | | | | | | | | | | | | | | |
| Males | 1051 | ... | ... | ... | 1 | ... | 4 | 15 | 14 | 21 | 37 | 30 | 28 | 36 | 29 | 37 |
| Females | 1116 | ... | ... | ... | ... | ... | 6 | 12 | 21 | 34 | 30 | 36 | 29 | 42 | 37 | 38 |
| Read only— | | | | | | | | | | | | | | | | |
| Males | 71 | ... | ... | ... | ... | ... | 1 | 7 | 7 | 5 | 3 | 1 | ... | ... | 2 | ... |
| Females | 82 | ... | ... | ... | 2 | 1 | 2 | 6 | 6 | 7 | 4 | 4 | 2 | 1 | 2 | ... |
| Cannot read— | | | | | | | | | | | | | | | | |
| Males | 412 | 42 | 40 | 42 | 42 | 46 | 44 | 32 | 16 | 3 | 3 | 4 | 2 | ... | 2 | 1 |
| Females | 393 | 43 | 55 | 41 | 64 | 43 | 36 | 30 | 10 | 5 | 1 | 2 | ... | ... | ... | ... |
| Read & write, Foreign— | | | | | | | | | | | | | | | | |
| Males | 1 | ... | ... | ... | ... | ... | ... | ... | ... | ... | ... | ... | ... | ... | ... | ... |
| Females | ... | ... | ... | ... | ... | ... | ... | ... | ... | ... | ... | ... | ... | ... | ... | ... |
| Read only, Foreign— | | | | | | | | | | | | | | | | |
| Males | ... | ... | ... | ... | ... | ... | ... | ... | ... | ... | ... | ... | ... | ... | ... | ... |
| Females | ... | ... | ... | ... | ... | ... | ... | ... | ... | ... | ... | ... | ... | ... | ... | ... |
| Education not stated— | | | | | | | | | | | | | | | | |
| Males | ... | ... | ... | ... | ... | ... | ... | ... | ... | ... | ... | ... | ... | ... | ... | ... |
| Females | ... | ... | ... | ... | ... | ... | ... | ... | ... | ... | ... | ... | ... | ... | ... | ... |
| TOTAL { Males | 1535 | 42 | 40 | 42 | 43 | 46 | 49 | 54 | 37 | 29 | 43 | 35 | 30 | 36 | 33 | 38 |
| Females ... | 1591 | 43 | 55 | 41 | 66 | 44 | 44 | 48 | 37 | 46 | 35 | 42 | 31 | 43 | 39 | 38 |
| GROSS TOTAL | 3126 | 85 | 95 | 83 | 109 | 90 | 93 | 102 | 74 | 75 | 78 | 77 | 62 | 79 | 72 | 76 |
| <i>New Norfolk.</i> | | | | | | | | | | | | | | | | |
| Read and write— | | | | | | | | | | | | | | | | |
| Males | 1392 | ... | ... | ... | ... | 1 | 2 | 10 | 18 | 28 | 42 | 41 | 41 | 45 | 60 | 53 |
| Females | 1235 | ... | ... | ... | ... | ... | 3 | 9 | 27 | 27 | 45 | 49 | 54 | 40 | 35 | 43 |
| Read only— | | | | | | | | | | | | | | | | |
| Males | 95 | ... | ... | ... | ... | 1 | 2 | 4 | 7 | 4 | 6 | 2 | 3 | 2 | ... | 2 |
| Females | 106 | ... | ... | ... | ... | ... | 3 | 6 | 7 | 6 | 5 | 4 | 4 | 1 | ... | 2 |
| Cannot read— | | | | | | | | | | | | | | | | |
| Males | 731 | 64 | 49 | 58 | 55 | 57 | 58 | 49 | 29 | 17 | 13 | 6 | 9 | 6 | 1 | 3 |
| Females | 622 | 54 | 48 | 61 | 59 | 69 | 54 | 42 | 25 | 8 | 6 | 3 | 1 | 5 | 3 | 2 |
| Read & write, Foreign— | | | | | | | | | | | | | | | | |
| Males | 10 | ... | ... | ... | ... | ... | ... | ... | ... | ... | ... | ... | ... | ... | ... | ... |
| Females | 9 | ... | ... | ... | ... | ... | ... | ... | ... | ... | ... | ... | ... | ... | ... | ... |
| Read only, Foreign— | | | | | | | | | | | | | | | | |
| Males | ... | ... | ... | ... | ... | ... | ... | ... | ... | ... | ... | ... | ... | ... | ... | ... |
| Females | ... | ... | ... | ... | ... | ... | ... | ... | ... | ... | ... | ... | ... | ... | ... | ... |
| Education not stated— | | | | | | | | | | | | | | | | |
| Males | 20 | ... | ... | ... | ... | ... | ... | ... | ... | ... | ... | ... | ... | ... | ... | ... |
| Females | 33 | ... | ... | ... | ... | ... | ... | ... | ... | ... | ... | ... | ... | ... | ... | ... |
| TOTAL { Males | 2248 | 64 | 49 | 58 | 55 | 59 | 62 | 63 | 54 | 49 | 61 | 49 | 53 | 53 | 61 | 58 |
| Females ... | 2005 | 54 | 48 | 61 | 59 | 69 | 60 | 57 | 59 | 41 | 56 | 56 | 59 | 46 | 38 | 47 |
| GROSS TOTAL | 4253 | 118 | 97 | 119 | 114 | 128 | 122 | 120 | 113 | 90 | 117 | 105 | 112 | 99 | 99 | 105 |

by Males and Females of different Ages—*continued.*

| 15-16. | 16-17. | 17-18. | 18-19. | 19-20. | 20-21. | 21-25. | 25-30. | 30-35. | 35-40. | 40-45. | 45-50. | 50-55. | 55-60. | 60-65. | 65-70. | 70-75. | 75-80. | 80-85. | 85 & upwards. | Unspecified. |
|-----------|-----------|-----------|-----------|-----------|-----------|------------|------------|------------|------------|------------|------------|------------|------------|-----------|----------|----------|----------|----------|---------------|--------------|
| 97 92 | 93 112 | 80 114 | 91 118 | 80 122 | 91 113 | 305 424 | 364 477 | 275 347 | 209 255 | 182 203 | 131 153 | 112 155 | 102 115 | 78 79 | 75 61 | 57 42 | 35 28 | 20 13 | 6 4 | ... |
| 1 1 | 1 ... | ... | 2 ... | 1 ... | 3 1 | 2 1 | 6 4 | 6 6 | 3 5 | 2 11 | 4 9 | 7 7 | 6 6 | 7 11 | 5 10 | 5 3 | 1 1 | 3 1 | ... | ... |
| 2 ... | ... | 1 1 | 1 2 | ... | 1 2 | 6 5 | 9 7 | 11 14 | 6 5 | 5 9 | 9 7 | 9 14 | 4 15 | 9 20 | 5 13 | 11 10 | 4 2 | 6 5 | 2 1 | ... |
| ... | ... | ... | ... | 1 ... | ... | 2 ... | 4 ... | 2 ... | 4 1 | 1 ... | 3 ... | ... | 1 ... | 1 ... | ... | ... | ... | ... | ... | ... |
| ... | ... | ... | ... | ... | ... | ... | ... | ... | ... | ... | ... | ... | ... | ... | ... | ... | ... | ... | ... | ... |
| ... | ... | ... | ... | ... | ... | ... | ... | ... | ... | 1 ... | ... | ... | ... | ... | ... | ... | ... | ... | ... | ... |
| ... | ... | ... | ... | ... | ... | ... | ... | ... | ... | ... | ... | ... | ... | ... | ... | ... | ... | ... | ... | ... |
| ... | ... | ... | ... | ... | ... | ... | ... | ... | ... | ... | ... | ... | ... | ... | ... | ... | ... | ... | ... | ... |
| 100 93 | 94 113 | 81 115 | 94 120 | 82 122 | 95 116 | 315 430 | 383 488 | 294 367 | 222 266 | 191 223 | 147 169 | 128 176 | 113 136 | 95 110 | 85 84 | 73 55 | 40 31 | 29 19 | 8 5 | ... |
| 193 | 207 | 196 | 214 | 204 | 211 | 745 | 871 | 661 | 488 | 414 | 316 | 304 | 249 | 205 | 169 | 128 | 71 | 48 | 13 | ... |
| 31 21 | 32 29 | 22 30 | 32 28 | 28 34 | 31 22 | 83 106 | 93 123 | 91 93 | 65 72 | 52 58 | 45 60 | 52 55 | 34 31 | 36 24 | 33 15 | 14 16 | 16 6 | 3 6 | 5 2 | ... |
| ... | ... | 1 ... | ... | ... | ... | ... | 2 1 | 7 2 | 3 3 | 1 2 | 2 7 | ... | 5 4 | 4 7 | 9 6 | 4 3 | 2 2 | 4 1 | 1 1 | ... |
| 3 ... | 1 ... | 1 ... | 1 ... | 1 ... | 2 1 | 1 2 | 10 2 | 7 5 | 6 4 | 6 4 | 3 2 | 3 5 | 3 5 | 6 9 | 5 10 | 18 8 | 10 4 | 3 2 | 3 ... | ... |
| ... | ... | ... | ... | ... | ... | ... | ... | ... | ... | 1 ... | ... | ... | ... | ... | ... | ... | ... | ... | ... | ... |
| ... | ... | ... | ... | ... | ... | ... | ... | ... | ... | ... | ... | ... | ... | ... | ... | ... | ... | ... | ... | ... |
| ... | ... | ... | ... | ... | ... | ... | ... | ... | ... | ... | ... | ... | ... | ... | ... | ... | ... | ... | ... | ... |
| ... | ... | ... | ... | ... | ... | ... | ... | ... | ... | ... | ... | ... | ... | ... | ... | ... | ... | ... | ... | ... |
| ... | ... | ... | ... | ... | ... | ... | ... | ... | ... | ... | ... | ... | ... | ... | ... | ... | ... | ... | ... | ... |
| 34 22 | 33 29 | 24 30 | 33 28 | 29 34 | 33 24 | 84 108 | 105 126 | 105 100 | 74 79 | 60 64 | 51 69 | 55 64 | 42 40 | 46 40 | 47 31 | 36 27 | 28 12 | 10 9 | 9 3 | ... |
| 56 | 62 | 54 | 61 | 63 | 57 | 192 | 231 | 205 | 153 | 124 | 120 | 119 | 82 | 86 | 78 | 63 | 40 | 19 | 12 | ... |
| 36 22 | 34 25 | 32 34 | 30 33 | 29 37 | 22 24 | 108 105 | 124 123 | 114 125 | 82 98 | 84 63 | 65 63 | 60 41 | 43 41 | 55 32 | 41 12 | 52 17 | 23 5 | 13 2 | 4 1 | ... |
| ... | 2 1 | 2 ... | 2 1 | ... | 2 ... | 6 3 | 2 8 | 15 5 | 2 5 | 1 5 | 4 8 | 2 3 | 3 7 | 6 4 | 5 7 | 5 3 | 2 4 | 1 1 | ... | ... |
| 2 4 | 3 1 | 4 3 | 4 1 | 5 1 | 4 1 | 22 7 | 30 17 | 24 18 | 18 12 | 19 12 | 9 5 | 13 20 | 20 20 | 17 26 | 23 2 | 20 12 | 14 6 | 5 1 | 1 3 | ... |
| ... | ... | ... | ... | ... | ... | ... | 1 1 | ... | 1 ... | 1 1 | 2 2 | 1 2 | 1 2 | 2 ... | 1 ... | ... | ... | ... | ... | ... |
| ... | ... | ... | ... | ... | ... | ... | ... | ... | ... | ... | ... | ... | ... | ... | ... | ... | ... | ... | ... | ... |
| ... | ... | ... | ... | ... | ... | ... | ... | ... | ... | ... | ... | ... | ... | ... | ... | ... | ... | ... | ... | ... |
| ... | ... | ... | ... | ... | ... | ... | ... | 3 6 | 2 1 | 3 1 | 1 4 | 1 4 | 3 5 | ... | 1 2 | 4 1 | 1 1 | 1 2 | ... | ... |
| 38 27 | 39 27 | 38 37 | 36 35 | 34 40 | 28 25 | 136 115 | 157 152 | 156 155 | 105 116 | 108 82 | 81 82 | 77 70 | 70 75 | 80 65 | 71 33 | 81 33 | 40 16 | 20 6 | 5 4 | ... |
| 65 | 66 | 75 | 71 | 74 | 53 | 251 | 309 | 311 | 221 | 190 | 163 | 147 | 145 | 145 | 104 | 114 | 56 | 26 | 9 | ... |

TABLE VIII.—Showing the degree of Education possessed

| Districts. | All Ages. | Under 1. | 1-2. | 2-3. | 3-4. | 4-5. | 5-6. | 6-7. | 7-8. | 8-9. | 9-10. | 10-11. | 11-12. | 12-13. | 13-14. | 14-15. |
|------------------------|-----------|----------|------|------|------|------|------|------|------|------|-------|--------|--------|--------|--------|--------|
| <i>Oatlands.</i> | | | | | | | | | | | | | | | | |
| Read and write— | | | | | | | | | | | | | | | | |
| Males | 1113 | ... | ... | ... | ... | ... | 5 | 6 | 16 | 31 | 35 | 44 | 36 | 38 | 35 | 29 |
| Females | 1038 | ... | ... | ... | ... | 2 | 2 | 10 | 30 | 32 | 36 | 42 | 37 | 40 | 33 | 36 |
| Read only— | | | | | | | | | | | | | | | | |
| Males | 65 | ... | ... | ... | ... | 2 | 1 | 7 | 8 | 9 | 3 | 1 | ... | 1 | 1 | 1 |
| Females | 72 | ... | ... | ... | ... | ... | 3 | 8 | 6 | 9 | 4 | 3 | 3 | 4 | ... | ... |
| Cannot read— | | | | | | | | | | | | | | | | |
| Males | 532 | 63 | 53 | 58 | 53 | 44 | 42 | 40 | 23 | 13 | 7 | 4 | 5 | 3 | 2 | 3 |
| Females | 509 | 55 | 57 | 44 | 54 | 57 | 58 | 35 | 21 | 12 | 8 | 9 | 4 | 2 | 1 | ... |
| Read & write, Foreign— | | | | | | | | | | | | | | | | |
| Males | ... | ... | ... | ... | ... | ... | ... | ... | ... | ... | ... | ... | ... | ... | ... | ... |
| Females | ... | ... | ... | ... | ... | ... | ... | ... | ... | ... | ... | ... | ... | ... | ... | ... |
| Read only, Foreign— | | | | | | | | | | | | | | | | |
| Males | ... | ... | ... | ... | ... | ... | ... | ... | ... | ... | ... | ... | ... | ... | ... | ... |
| Females | ... | ... | ... | ... | ... | ... | ... | ... | ... | ... | ... | ... | ... | ... | ... | ... |
| Education not stated— | | | | | | | | | | | | | | | | |
| Males | 1 | ... | ... | ... | ... | ... | ... | ... | ... | ... | ... | ... | ... | ... | ... | ... |
| Females | ... | ... | ... | ... | ... | ... | ... | ... | ... | ... | ... | ... | ... | ... | ... | ... |
| TOTAL { Males | 1711 | 63 | 53 | 58 | 53 | 46 | 48 | 53 | 47 | 53 | 45 | 49 | 41 | 42 | 38 | 33 |
| { Females | 1619 | 55 | 57 | 44 | 54 | 59 | 63 | 53 | 57 | 53 | 48 | 54 | 44 | 46 | 34 | 36 |
| GROSS TOTAL | 3330 | 118 | 110 | 102 | 107 | 105 | 111 | 106 | 104 | 106 | 93 | 103 | 85 | 88 | 72 | 69 |
| <i>Richmond.</i> | | | | | | | | | | | | | | | | |
| Read and write— | | | | | | | | | | | | | | | | |
| Males | 869 | ... | ... | ... | ... | ... | 1 | 4 | 14 | 27 | 29 | 35 | 23 | 27 | 22 | 31 |
| Females | 785 | ... | ... | ... | ... | ... | 2 | 10 | 15 | 26 | 25 | 33 | 39 | 29 | 25 | 24 |
| Read only— | | | | | | | | | | | | | | | | |
| Males | 48 | ... | ... | ... | ... | 1 | 3 | 3 | 10 | 3 | 3 | 1 | 1 | ... | ... | 1 |
| Females | 47 | ... | ... | ... | ... | ... | 1 | 3 | 6 | ... | 1 | ... | ... | ... | 1 | ... |
| Cannot read— | | | | | | | | | | | | | | | | |
| Males | 417 | 50 | 48 | 39 | 49 | 39 | 25 | 12 | 14 | 4 | 6 | 1 | 2 | 6 | 1 | 3 |
| Females | 364 | 40 | 31 | 40 | 35 | 43 | 42 | 20 | 16 | 10 | 7 | 3 | 2 | 1 | 1 | 1 |
| Read & write, Foreign— | | | | | | | | | | | | | | | | |
| Males | ... | ... | ... | ... | ... | ... | ... | ... | ... | ... | ... | ... | ... | ... | ... | ... |
| Females | 6 | ... | ... | ... | ... | ... | ... | ... | ... | ... | ... | ... | ... | ... | ... | ... |
| Read only, Foreign— | | | | | | | | | | | | | | | | |
| Males | ... | ... | ... | ... | ... | ... | ... | ... | ... | ... | ... | ... | ... | ... | ... | ... |
| Females | ... | ... | ... | ... | ... | ... | ... | ... | ... | ... | ... | ... | ... | ... | ... | ... |
| Education not stated— | | | | | | | | | | | | | | | | |
| Males | 25 | ... | ... | ... | ... | ... | ... | 12 | 8 | ... | 1 | ... | ... | ... | ... | 1 |
| Females | ... | ... | ... | ... | ... | ... | ... | ... | ... | ... | ... | ... | ... | ... | ... | ... |
| TOTAL { Males | 1359 | 50 | 48 | 39 | 49 | 40 | 29 | 31 | 46 | 34 | 39 | 37 | 26 | 33 | 23 | 36 |
| { Females | 1202 | 40 | 31 | 40 | 35 | 43 | 45 | 33 | 37 | 36 | 33 | 36 | 41 | 30 | 27 | 25 |
| GROSS TOTAL | 2561 | 90 | 79 | 79 | 84 | 83 | 74 | 64 | 83 | 70 | 72 | 73 | 67 | 60 | 50 | 61 |
| <i>Ringarooma.</i> | | | | | | | | | | | | | | | | |
| Read and write— | | | | | | | | | | | | | | | | |
| Males | 1577 | ... | ... | ... | ... | 1 | 5 | 12 | 30 | 37 | 44 | 56 | 40 | 46 | 42 | 42 |
| Females | 1274 | ... | ... | ... | ... | ... | 8 | 15 | 35 | 27 | 38 | 57 | 36 | 49 | 38 | 40 |
| Read only— | | | | | | | | | | | | | | | | |
| Males | 101 | ... | ... | ... | ... | 4 | 5 | 12 | 13 | 8 | 10 | 4 | 1 | 3 | 2 | 1 |
| Females | 61 | ... | ... | ... | ... | ... | 6 | 6 | 9 | 6 | 5 | 1 | 3 | ... | ... | 1 |
| Cannot read— | | | | | | | | | | | | | | | | |
| Males | 745 | 88 | 62 | 79 | 69 | 76 | 58 | 49 | 32 | 17 | 8 | 6 | 2 | 2 | 4 | 3 |
| Females | 566 | 81 | 68 | 91 | 67 | 75 | 57 | 39 | 28 | 12 | 5 | 3 | 3 | 1 | 3 | 1 |
| Read & write, Foreign— | | | | | | | | | | | | | | | | |
| Males | 487 | ... | ... | ... | ... | ... | ... | ... | ... | ... | ... | ... | ... | ... | ... | ... |
| Females | 3 | ... | ... | ... | ... | ... | ... | ... | ... | ... | ... | ... | ... | ... | ... | ... |
| Read only, Foreign— | | | | | | | | | | | | | | | | |
| Males | ... | ... | ... | ... | ... | ... | ... | ... | ... | ... | ... | ... | ... | ... | ... | ... |
| Females | ... | ... | ... | ... | ... | ... | ... | ... | ... | ... | ... | ... | ... | ... | ... | ... |
| Education not stated— | | | | | | | | | | | | | | | | |
| Males | ... | ... | ... | ... | ... | ... | ... | ... | ... | ... | ... | ... | ... | ... | ... | ... |
| Females | ... | ... | ... | ... | ... | ... | ... | ... | ... | ... | ... | ... | ... | ... | ... | ... |
| TOTAL { Males | 2910 | 88 | 62 | 79 | 69 | 81 | 68 | 73 | 75 | 62 | 62 | 66 | 43 | 51 | 48 | 46 |
| { Females | 1904 | 81 | 68 | 91 | 67 | 75 | 71 | 60 | 72 | 45 | 48 | 61 | 42 | 50 | 41 | 42 |
| GROSS TOTAL | 4814 | 169 | 130 | 170 | 136 | 156 | 139 | 133 | 147 | 107 | 110 | 127 | 85 | 101 | 89 | 88 |

by Males and Females of different Ages—*continued.*

| 15 - 16. | 16 - 17. | 17 - 18. | 18 - 19. | 19 - 20. | 20 - 21. | 21 - 25. | 25 - 30. | 30 - 35. | 35 - 40. | 40 - 45. | 45 - 50. | 50 - 55. | 55 - 60. | 60 - 65. | 65 - 70. | 70 - 75. | 75 - 80. | 80 - 85. | 85 & upwards. | Unspecified. |
|----------|----------|----------|----------|----------|----------|------------|------------|------------|-----------|-----------|-----------|-----------|-----------|----------|----------|----------|----------|----------|---------------|--------------|
| 26 30 | 28 29 | 32 29 | 18 27 | 27 16 | 22 26 | 121 108 | 124 124 | 106 95 | 68 64 | 58 50 | 43 37 | 26 33 | 34 30 | 29 16 | 35 9 | 21 10 | 7 2 | 10 2 | 3 1 | ... |
| 3 ... | 1 ... | ... | ... | 1 ... | 1 ... | ... | 1 1 | 1 3 | 2 1 | 2 3 | 3 8 | 2 4 | ... | 3 2 | 4 ... | 5 2 | 2 2 | ... | ... | ... |
| 3 2 | 1 1 | ... | 5 1 | 2 ... | 5 1 | 8 3 | 7 7 | 14 14 | 7 7 | 5 6 | 8 6 | 9 11 | 6 6 | 12 9 | 8 6 | 8 5 | 6 2 | 5 3 | ... | ... |
| ... | ... | ... | ... | ... | ... | ... | ... | ... | ... | ... | ... | ... | ... | ... | ... | ... | ... | ... | ... | ... |
| ... | ... | ... | ... | ... | ... | ... | ... | ... | ... | ... | ... | ... | ... | ... | ... | ... | ... | ... | ... | ... |
| ... | ... | ... | ... | ... | ... | ... | ... | ... | ... | ... | ... | ... | ... | ... | ... | ... | ... | ... | ... | ... |
| ... | ... | ... | ... | ... | ... | ... | ... | ... | ... | ... | ... | ... | ... | ... | ... | 1 | ... | ... | ... | ... |
| 32 32 | 30 30 | 32 31 | 23 28 | 30 16 | 28 27 | 129 112 | 132 132 | 121 112 | 77 72 | 65 59 | 54 51 | 37 48 | 40 41 | 44 27 | 47 15 | 35 17 | 15 6 | 15 5 | 3 1 | ... |
| 64 | 60 | 63 | 51 | 46 | 55 | 241 | 264 | 233 | 149 | 124 | 105 | 85 | 81 | 71 | 62 | 52 | 21 | 20 | 4 | ... |
| 23 23 | 22 24 | 23 21 | 25 26 | 13 17 | 25 21 | 68 60 | 106 94 | 79 68 | 63 56 | 55 36 | 38 28 | 26 26 | 16 21 | 26 13 | 16 7 | 13 7 | 9 7 | 7 2 | 3 ... | ... |
| ... | ... | 1 | 1 | ... | 1 | 3 | ... | 4 | 3 | ... | ... | ... | ... | 1 | ... | 5 | 3 | ... | ... | ... |
| ... | ... | ... | ... | ... | ... | ... | 2 | 3 | 6 | 1 | ... | 3 | 5 | 7 | 3 | 1 | 2 | 1 | 1 | ... |
| 2 ... | ... | ... | 2 | 2 | ... | 11 | 19 | 10 | 14 | 9 | 4 | 4 | 4 | 8 | 11 | 8 | 6 | 3 | 1 | ... |
| ... | 3 | ... | 2 | ... | 2 | 6 | 7 | 14 | 3 | 2 | 4 | 5 | 4 | 6 | 8 | 2 | 2 | 1 | 1 | ... |
| ... | 1 | 1 | ... | ... | ... | ... | 2 | ... | ... | ... | ... | ... | 1 | 1 | ... | ... | ... | ... | ... | ... |
| ... | ... | ... | ... | ... | ... | ... | ... | ... | ... | ... | ... | ... | ... | ... | ... | ... | ... | ... | ... | ... |
| ... | ... | ... | ... | ... | ... | ... | ... | ... | ... | ... | ... | ... | ... | ... | ... | ... | ... | ... | ... | ... |
| ... | ... | ... | ... | ... | ... | 1 | ... | 2 | ... | ... | ... | ... | ... | ... | ... | ... | ... | ... | ... | ... |
| 25 23 | 22 28 | 24 22 | 28 28 | 15 17 | 26 23 | 83 66 | 125 105 | 95 85 | 80 65 | 64 39 | 42 32 | 30 34 | 20 31 | 35 27 | 27 18 | 26 10 | 18 11 | 10 4 | 4 2 | ... |
| 48 | 50 | 46 | 56 | 32 | 49 | 149 | 230 | 180 | 145 | 103 | 74 | 64 | 51 | 62 | 45 | 36 | 29 | 14 | 6 | ... |
| 38 33 | 40 27 | 29 24 | 33 36 | 31 23 | 41 43 | 145 138 | 172 171 | 180 124 | 128 84 | 121 78 | 65 59 | 64 35 | 56 25 | 32 13 | 27 7 | 14 8 | 6 1 | ... | ... | ... |
| ... | 3 | ... | ... | 1 | ... | 5 | 3 | 4 | 5 | 4 | 3 | 1 | 5 | 1 | 1 | 1 | ... | 1 | ... | ... |
| ... | ... | ... | ... | ... | 1 | 3 | 2 | 8 | 2 | 2 | 1 | 1 | 3 | ... | ... | ... | ... | 1 | ... | ... |
| 2 2 | ... | 1 | 2 | 5 | 5 | 22 | 30 | 40 | 20 | 12 | 8 | 17 | 8 | 4 | 4 | 3 | 1 | ... | ... | 1 |
| ... | 3 | 3 | ... | 1 | ... | ... | 3 | 5 | 5 | 2 | ... | 2 | 4 | 2 | ... | ... | ... | ... | ... | ... |
| ... | ... | 2 | 2 | 2 | 8 | 35 | 76 | 55 | 42 | 86 | 45 | 68 | 44 | 19 | 1 | 2 | ... | ... | ... | ... |
| ... | ... | ... | ... | ... | ... | 2 | ... | ... | 1 | ... | ... | ... | ... | ... | ... | ... | ... | ... | ... | ... |
| ... | ... | ... | ... | ... | ... | ... | ... | ... | ... | ... | ... | ... | ... | ... | ... | ... | ... | ... | ... | ... |
| ... | ... | ... | ... | ... | ... | ... | ... | ... | ... | ... | ... | ... | ... | ... | ... | ... | ... | ... | ... | ... |
| ... | ... | ... | ... | ... | ... | ... | ... | ... | ... | ... | ... | ... | ... | ... | ... | ... | ... | ... | ... | ... |
| 40 35 | 43 30 | 32 27 | 37 36 | 39 24 | 54 44 | 207 143 | 281 176 | 279 187 | 195 92 | 228 82 | 121 60 | 150 38 | 113 32 | 56 15 | 33 7 | 20 8 | 7 1 | 1 2 | ... | 1 |
| 75 | 73 | 59 | 73 | 63 | 98 | 350 | 457 | 416 | 287 | 310 | 181 | 188 | 145 | 71 | 40 | 28 | 8 | 3 | 1 | 1 |

TABLE VIII.—Showing the degree of Education possessed

| District. | All Ages. | Under 1. | 1-2. | 2-3. | 3-4. | 4-5. | 5-6. | 6-7. | 7-8. | 8-9. | 9-10. | 10-11. | 11-12. | 12-13. | 13-14. | 14-15. |
|------------------------|-----------|----------|------|------|------|------|------|------|------|------|-------|--------|--------|--------|--------|--------|
| <i>Selby :</i> | | | | | | | | | | | | | | | | |
| Read and write— | | | | | | | | | | | | | | | | |
| Males | 1434 | ... | ... | ... | ... | 4 | 7 | 14 | 36 | 48 | 37 | 54 | 35 | 45 | 52 | 37 |
| Females | 1297 | ... | ... | ... | 1 | 2 | 5 | 15 | 19 | 38 | 49 | 47 | 43 | 51 | 34 | 45 |
| Read only— | | | | | | | | | | | | | | | | |
| Males | 99 | ... | ... | ... | 1 | 2 | 9 | 10 | 5 | 6 | 1 | 4 | 1 | 3 | 1 | 1 |
| Females | 109 | ... | ... | ... | 1 | 2 | 12 | 10 | 4 | 9 | 3 | 5 | 3 | 1 | ... | ... |
| Cannot read— | | | | | | | | | | | | | | | | |
| Males | 570 | 78 | 51 | 78 | 67 | 67 | 41 | 50 | 19 | 8 | 7 | ... | 2 | 1 | 2 | 3 |
| Females | 535 | 90 | 60 | 82 | 72 | 63 | 36 | 33 | 14 | 11 | 1 | 6 | 3 | 3 | ... | ... |
| Read & write, Foreign— | | | | | | | | | | | | | | | | |
| Males | 29 | ... | ... | ... | ... | ... | ... | ... | ... | ... | ... | ... | ... | ... | ... | ... |
| Females | 2 | ... | ... | ... | ... | ... | ... | ... | ... | ... | ... | ... | ... | ... | ... | ... |
| Read only, Foreign— | | | | | | | | | | | | | | | | |
| Males | 1 | ... | ... | ... | ... | ... | ... | ... | ... | ... | ... | ... | ... | ... | ... | ... |
| Females | ... | ... | ... | ... | ... | ... | ... | ... | ... | ... | ... | ... | ... | ... | ... | ... |
| Education not stated— | | | | | | | | | | | | | | | | |
| Males | 1 | ... | ... | ... | ... | ... | ... | ... | ... | ... | ... | ... | ... | ... | ... | ... |
| Females | ... | ... | ... | ... | ... | ... | ... | ... | ... | ... | ... | ... | ... | ... | ... | ... |
| TOTAL { Males | 2134 | 78 | 51 | 78 | 68 | 73 | 57 | 74 | 60 | 62 | 45 | 58 | 38 | 49 | 55 | 41 |
| { Females | 1943 | 90 | 60 | 82 | 74 | 67 | 53 | 58 | 37 | 58 | 53 | 58 | 49 | 55 | 34 | 45 |
| GROSS TOTAL | 4077 | 168 | 111 | 160 | 142 | 140 | 110 | 132 | 97 | 120 | 98 | 116 | 87 | 104 | 89 | 86 |
| <i>Sorell :</i> | | | | | | | | | | | | | | | | |
| Read and write— | | | | | | | | | | | | | | | | |
| Males | 1519 | ... | ... | ... | ... | ... | 1 | 13 | 25 | 62 | 48 | 39 | 44 | 54 | 47 | 57 |
| Females | 1403 | ... | ... | ... | 1 | ... | 3 | 11 | 30 | 42 | 38 | 51 | 54 | 45 | 43 | 49 |
| Read only— | | | | | | | | | | | | | | | | |
| Males | 89 | ... | ... | ... | 1 | 3 | 5 | 7 | 12 | 6 | 6 | 2 | 2 | 1 | ... | 1 |
| Females | 71 | ... | ... | ... | ... | 1 | 6 | 9 | 6 | 8 | 3 | ... | ... | 2 | ... | 1 |
| Cannot read— | | | | | | | | | | | | | | | | |
| Males | 604 | 62 | 49 | 56 | 62 | 66 | 52 | 50 | 20 | 10 | 3 | 5 | 3 | ... | 2 | 2 |
| Females | 492 | 62 | 55 | 73 | 60 | 60 | 40 | 43 | 18 | 4 | 3 | 2 | 1 | 1 | 1 | ... |
| Read & write, Foreign— | | | | | | | | | | | | | | | | |
| Males | 1 | ... | ... | ... | ... | ... | ... | ... | ... | ... | ... | ... | ... | ... | ... | ... |
| Females | ... | ... | ... | ... | ... | ... | ... | ... | ... | ... | ... | ... | ... | ... | ... | ... |
| Read only, Foreign— | | | | | | | | | | | | | | | | |
| Males | ... | ... | ... | ... | ... | ... | ... | ... | ... | ... | ... | ... | ... | ... | ... | ... |
| Females | ... | ... | ... | ... | ... | ... | ... | ... | ... | ... | ... | ... | ... | ... | ... | ... |
| Education not stated— | | | | | | | | | | | | | | | | |
| Males | 4 | ... | ... | ... | ... | ... | ... | ... | ... | ... | ... | ... | ... | ... | ... | ... |
| Females | ... | ... | ... | ... | ... | ... | ... | ... | ... | ... | ... | ... | ... | ... | ... | ... |
| TOTAL { Males | 2217 | 62 | 49 | 56 | 63 | 69 | 58 | 70 | 53 | 77 | 55 | 46 | 49 | 55 | 49 | 59 |
| { Females | 1966 | 62 | 55 | 73 | 61 | 61 | 49 | 63 | 54 | 54 | 44 | 53 | 55 | 48 | 44 | 50 |
| GROSS TOTAL | 4183 | 124 | 104 | 129 | 124 | 130 | 107 | 133 | 107 | 131 | 99 | 99 | 104 | 103 | 93 | 109 |
| <i>Wellington :</i> | | | | | | | | | | | | | | | | |
| Read and write— | | | | | | | | | | | | | | | | |
| Males | 3170 | ... | ... | ... | ... | 2 | 11 | 26 | 57 | 68 | 88 | 92 | 68 | 86 | 63 | 80 |
| Females | 2264 | ... | ... | ... | 1 | 3 | 10 | 39 | 49 | 57 | 80 | 83 | 82 | 90 | 70 | 63 |
| Read only— | | | | | | | | | | | | | | | | |
| Males | 182 | ... | ... | ... | ... | 6 | 11 | 20 | 18 | 12 | 7 | 4 | 2 | 1 | 4 | 7 |
| Females | 147 | ... | ... | ... | ... | 3 | 9 | 25 | 25 | 12 | 4 | 3 | ... | 1 | 2 | ... |
| Cannot read— | | | | | | | | | | | | | | | | |
| Males | 1066 | 134 | 124 | 135 | 126 | 133 | 96 | 68 | 29 | 17 | 9 | 8 | 6 | 4 | 1 | 5 |
| Females | 950 | 141 | 102 | 151 | 128 | 123 | 83 | 76 | 29 | 15 | 5 | 4 | 7 | 3 | 4 | 1 |
| Read & write, Foreign— | | | | | | | | | | | | | | | | |
| Males | 31 | ... | ... | ... | ... | ... | ... | ... | ... | ... | ... | ... | ... | ... | ... | ... |
| Females | 2 | ... | ... | ... | ... | ... | ... | ... | ... | ... | ... | ... | ... | ... | ... | ... |
| Read only, Foreign— | | | | | | | | | | | | | | | | |
| Males | ... | ... | ... | ... | ... | ... | ... | ... | ... | ... | ... | ... | ... | ... | ... | ... |
| Females | ... | ... | ... | ... | ... | ... | ... | ... | ... | ... | ... | ... | ... | ... | ... | ... |
| Education not stated— | | | | | | | | | | | | | | | | |
| Males | 2 | ... | ... | ... | ... | ... | ... | ... | ... | ... | ... | ... | ... | ... | ... | ... |
| Females | ... | ... | ... | ... | ... | ... | ... | ... | ... | ... | ... | ... | ... | ... | ... | ... |
| TOTAL { Males | 4451 | 134 | 124 | 135 | 126 | 141 | 118 | 114 | 104 | 97 | 104 | 104 | 76 | 91 | 68 | 92 |
| { Females | 3363 | 141 | 104 | 151 | 129 | 129 | 102 | 140 | 103 | 84 | 89 | 90 | 89 | 94 | 76 | 64 |
| GROSS TOTAL | 7814 | 275 | 228 | 286 | 255 | 270 | 220 | 254 | 207 | 181 | 193 | 194 | 165 | 185 | 144 | 156 |

by Males and Females of different Ages—*continued.*

| 15-16. | 16-17. | 17-18. | 18-19. | 19-20. | 20-21. | 21-25. | 25-30. | 30-35. | 35-40. | 40-45. | 45-50. | 50-55. | 55-60. | 60-65. | 65-70. | 70-75. | 75-80. | 80-85. | 85 & upwards. | Not stated. |
|----------|----------|----------|----------|----------|------------|------------|------------|------------|------------|------------|-----------|-----------|----------|----------|----------|----------|----------|----------|---------------|-------------|
| 40 31 | 37 36 | 40 38 | 30 35 | 33 35 | 25 29 | 106 118 | 141 154 | 144 123 | 112 113 | 74 66 | 71 43 | 60 35 | 46 33 | 31 29 | 42 14 | 18 7 | 9 4 | 5 4 | 1 1 | ... |
| 1 ... | ... 1 | 1 ... | 3 1 | ... 1 | | 6 2 | 4 2 | 4 7 | 2 6 | 2 3 | 3 5 | 3 6 | 6 6 | 3 7 | 3 2 | 7 5 | 4 5 | 3 1 | | ... |
| 1 ... | 1 ... | 2 1 | 4 ... | 1 1 | 1 ... | 7 3 | 7 9 | 9 6 | 17 6 | 7 6 | 5 3 | 6 5 | 3 8 | 7 6 | 8 2 | 6 3 | 2 2 | 1 ... | 1 ... | ... |
| ... | ... | ... | 1 ... | ... | 3 ... | 8 ... | 5 ... | 3 ... | 1 ... | 1 ... | 2 ... | 3 ... | ... | 1 1 | ... | 1 ... | ... | ... | ... | ... |
| ... | ... | ... | ... | ... | ... | ... | ... | ... | ... | ... | ... | ... | 1 ... | ... | ... | ... | ... | ... | ... | ... |
| ... | ... | ... | ... | ... | ... | ... | ... | ... | ... | ... | ... | ... | ... | ... | ... | ... | ... | ... | ... | ... |
| ... | ... | ... | ... | ... | ... | ... | ... | ... | 1 ... | ... | ... | ... | ... | ... | ... | ... | ... | ... | ... | ... |
| 42 31 | 38 37 | 43 39 | 38 35 | 34 37 | 29 29 | 127 123 | 157 165 | 160 136 | 133 125 | 84 75 | 81 51 | 72 46 | 56 47 | 42 43 | 53 19 | 32 15 | 15 11 | 9 5 | 2 1 | ... |
| 73 | 75 | 82 | 73 | 73 | 58 | 250 | 322 | 296 | 258 | 159 | 132 | 118 | 103 | 85 | 72 | 47 | 26 | 14 | 3 | ... |
| 38 39 | 38 49 | 31 41 | 52 46 | 48 31 | 29 28 | 116 151 | 185 153 | 153 116 | 112 89 | 69 82 | 66 53 | 44 36 | 37 32 | 44 39 | 30 20 | 23 23 | 8 6 | 10 2 | 3 ... | ... |
| ... 1 | ... | 1 ... | 2 ... | ... | ... | 4 ... | 6 2 | 8 1 | 3 6 | 3 2 | 1 3 | 2 3 | 1 5 | 2 4 | 2 4 | 5 4 | 2 ... | ... | 2 ... | ... |
| 4 1 | 1 2 | 1 2 | 3 1 | 5 ... | 2 ... | 19 3 | 20 10 | 14 7 | 18 5 | 6 1 | 6 4 | 7 2 | 7 10 | 13 8 | 5 6 | 17 6 | 10 1 | 2 ... | 2 ... | ... |
| ... | ... | ... | ... | ... | ... | ... | ... | ... | ... | ... | ... | ... | ... | 1 ... | ... | ... | ... | ... | ... | ... |
| ... | ... | ... | ... | ... | ... | ... | ... | ... | ... | ... | ... | ... | ... | ... | ... | ... | ... | ... | ... | ... |
| ... | ... | ... | ... | ... | ... | ... | ... | ... | ... | ... | ... | ... | ... | ... | ... | ... | ... | ... | ... | ... |
| ... | ... | ... | ... | ... | 1 ... | 1 ... | 1 ... | ... | ... | ... | ... | ... | ... | 1 ... | ... | ... | ... | ... | ... | ... |
| 42 41 | 39 51 | 33 43 | 57 47 | 53 31 | 32 28 | 140 154 | 212 165 | 175 124 | 133 100 | 78 85 | 73 60 | 53 41 | 45 47 | 61 51 | 37 30 | 45 33 | 20 7 | 12 2 | 7 ... | ... |
| 83 | 90 | 76 | 104 | 84 | 60 | 294 | 377 | 299 | 233 | 163 | 133 | 94 | 92 | 112 | 67 | 78 | 27 | 14 | 7 | ... |
| 70 65 | 74 57 | 72 61 | 74 82 | 78 62 | 94 66 | 387 239 | 462 294 | 380 196 | 229 135 | 151 102 | 130 86 | 106 76 | 69 42 | 63 26 | 40 19 | 28 20 | 16 4 | 4 4 | ... | 2 ... |
| 4 1 | 2 1 | 1 1 | 2 ... | 1 ... | 1 ... | 8 2 | 9 2 | 10 10 | 6 6 | 4 8 | 5 3 | 4 5 | 6 12 | 5 6 | 9 4 | 7 1 | 4 ... | 1 1 | ... | ... |
| 1 3 | ... | 2 ... | 3 ... | 4 2 | 4 3 | 22 7 | 18 12 | 23 7 | 25 4 | 14 ... | 12 6 | 5 7 | 8 6 | 9 7 | 5 6 | 10 6 | 3 2 | 1 ... | 2 ... | ... |
| ... | ... | ... | ... | ... | ... | 5 ... | 6 1 | 10 1 | 3 ... | 3 ... | 3 ... | 1 ... | ... | ... | ... | ... | ... | ... | ... | ... |
| ... | ... | ... | ... | ... | ... | ... | ... | ... | ... | ... | ... | ... | ... | ... | ... | ... | ... | ... | ... | ... |
| ... | ... | ... | ... | ... | ... | ... | ... | ... | ... | ... | ... | ... | ... | ... | ... | ... | ... | ... | ... | 2 ... |
| 75 69 | 76 58 | 75 62 | 79 82 | 83 64 | 99 69 | 422 248 | 495 309 | 423 214 | 263 145 | 172 110 | 150 95 | 116 88 | 83 60 | 77 39 | 54 29 | 45 27 | 23 6 | 6 5 | 3 ... | 4 1 |
| 144 | 134 | 137 | 161 | 147 | 168 | 670 | 804 | 637 | 408 | 282 | 245 | 204 | 143 | 116 | 83 | 72 | 29 | 11 | 3 | 5 |

TABLE VIII.—Showing the degree of Education possessed

| The whole Colony. | All Ages. | Under 1. | 1 - 2. | 2 - 3. | 3 - 4. | 4 - 5. | 5 - 6. | 6 - 7. | 7 - 8. | 8 - 9. | 9 - 10. | 10 - 11. | 11 - 12. | 12 - 13. | 13 - 14. | 14 - 15. |
|------------------------------|-------------|------------|------------|------------|------------|------------|------------|------------|------------|------------|------------|------------|------------|------------|-----------|------------|
| <i>Westbury.</i> | | | | | | | | | | | | | | | | |
| Read and write— | | | | | | | | | | | | | | | | |
| Males | 1729 | ... | ... | ... | ... | ... | 10 | 14 | 28 | 48 | 49 | 50 | 55 | 65 | 40 | 65 |
| Females | 1497 | ... | ... | ... | ... | 2 | 3 | 11 | 30 | 43 | 50 | 65 | 51 | 43 | 43 | 58 |
| Read only— | | | | | | | | | | | | | | | | |
| Males | 102 | ... | ... | ... | ... | 1 | 9 | 9 | 12 | 8 | 4 | 3 | 2 | 3 | ... | 1 |
| Females | 104 | ... | ... | ... | ... | 2 | 8 | 7 | 15 | 8 | 2 | 1 | 2 | 1 | 1 | 1 |
| Cannot read— | | | | | | | | | | | | | | | | |
| Males | 577 | 67 | 58 | 68 | 66 | 72 | 53 | 41 | 25 | 3 | 4 | 2 | 5 | 2 | 2 | 1 |
| Females | 521 | 62 | 48 | 68 | 80 | 61 | 50 | 38 | 11 | 8 | 3 | 2 | 3 | ... | 1 | ... |
| Read & write, Foreign— | | | | | | | | | | | | | | | | |
| Males | ... | ... | ... | ... | ... | ... | ... | ... | ... | ... | ... | ... | ... | ... | ... | ... |
| Females | 1 | ... | ... | ... | ... | ... | ... | ... | ... | ... | ... | ... | ... | ... | ... | ... |
| Read only, Foreign— | | | | | | | | | | | | | | | | |
| Males | ... | ... | ... | ... | ... | ... | ... | ... | ... | ... | ... | ... | ... | ... | ... | ... |
| Females | ... | ... | ... | ... | ... | ... | ... | ... | ... | ... | ... | ... | ... | ... | ... | ... |
| Education not stated— | | | | | | | | | | | | | | | | |
| Males | 5 | ... | ... | ... | ... | ... | ... | ... | ... | ... | ... | ... | ... | ... | ... | ... |
| Females | 3 | ... | ... | ... | ... | ... | ... | ... | ... | ... | ... | ... | ... | ... | ... | ... |
| TOTAL { Males | 2413 | 67 | 58 | 68 | 66 | 73 | 72 | 64 | 65 | 59 | 57 | 55 | 62 | 70 | 42 | 67 |
| { Females | 2126 | 62 | 48 | 68 | 80 | 65 | 61 | 56 | 56 | 59 | 55 | 68 | 56 | 44 | 45 | 59 |
| GROSS TOTAL | 4539 | 129 | 106 | 136 | 146 | 138 | 133 | 120 | 121 | 118 | 112 | 123 | 118 | 114 | 87 | 126 |

by Males and Females of different Ages—*continued.*

| 15 - 16. | 16 - 17. | 17 - 18. | 18 - 19. | 19 - 20. | 20 - 21. | 21 - 25. | 25 - 30. | 30 - 35. | 35 - 40. | 40 - 45. | 45 - 50. | 50 - 55. | 55 - 60. | 60 - 65. | 65 - 70. | 70 - 75. | 75 - 80. | 80 - 85. | 85 & upwards. | Unspecified. |
|----------|----------|----------|----------|----------|----------|----------|----------|----------|----------|----------|----------|----------|----------|----------|----------|----------|----------|----------|---------------|--------------|
| 61 | 52 | 55 | 49 | 38 | 55 | 157 | 174 | 126 | 97 | 74 | 78 | 75 | 55 | 52 | 44 | 28 | 16 | 15 | 4 | ... |
| 41 | 48 | 40 | 52 | 40 | 34 | 137 | 150 | 117 | 91 | 79 | 63 | 71 | 43 | 42 | 18 | 17 | 9 | 5 | 1 | ... |
| 4 | ... | 1 | ... | 1 | 2 | 4 | 6 | 2 | 4 | ... | 3 | 4 | 3 | 5 | 2 | 2 | 4 | 3 | ... | ... |
| ... | ... | ... | ... | 1 | ... | 2 | 2 | 2 | 3 | 2 | 5 | 7 | 8 | 9 | 5 | 1 | 5 | 3 | 1 | ... |
| 6 | 3 | 3 | 1 | 2 | ... | 6 | 12 | 13 | 6 | 4 | 7 | 9 | 4 | 6 | 9 | 7 | 7 | 3 | ... | ... |
| 1 | 2 | ... | ... | 1 | 1 | 4 | 4 | 6 | 5 | 3 | 8 | 12 | 4 | 14 | 3 | 10 | 4 | 4 | ... | ... |
| ... | ... | ... | ... | ... | ... | ... | ... | ... | ... | ... | ... | ... | ... | ... | ... | ... | ... | ... | ... | ... |
| ... | ... | ... | ... | ... | ... | ... | ... | ... | ... | ... | ... | ... | ... | ... | ... | ... | 1 | ... | ... | ... |
| ... | ... | ... | ... | ... | ... | ... | ... | ... | ... | ... | ... | ... | ... | ... | ... | ... | ... | ... | ... | ... |
| ... | ... | ... | ... | ... | ... | ... | ... | ... | ... | ... | ... | ... | ... | ... | ... | ... | ... | ... | ... | ... |
| ... | ... | ... | 1 | ... | ... | ... | ... | 1 | ... | 1 | ... | ... | ... | ... | ... | 1 | ... | ... | 1 | ... |
| ... | ... | ... | ... | ... | ... | ... | ... | ... | 1 | ... | ... | ... | ... | ... | 2 | ... | ... | ... | ... | ... |
| 71 | 55 | 59 | 51 | 41 | 57 | 167 | 192 | 142 | 107 | 79 | 88 | 88 | 62 | 63 | 55 | 38 | 27 | 21 | 5 | ... |
| 42 | 50 | 40 | 52 | 42 | 35 | 143 | 156 | 125 | 100 | 84 | 76 | 90 | 55 | 65 | 28 | 28 | 19 | 12 | 2 | ... |
| 113 | 105 | 99 | 103 | 83 | 92 | 310 | 348 | 267 | 207 | 163 | 164 | 178 | 117 | 128 | 83 | 66 | 46 | 33 | 7 | ... |

Education of Children.

TABLE IX.—Showing the Number of, and degree of Education possessed by, Children at various Ages between 3 and 15.

NUMERICAL.

| Ages. | Total. | | | Read and write. | | | Read only. | | | Cannot read. | | |
|---------------------------|----------|--------|----------|-----------------|--------|----------|------------|--------|----------|--------------|--------|----------|
| | Persons. | Males. | Females. | Persons. | Males. | Females. | Persons. | Males. | Females. | Persons. | Males. | Females. |
| Total ages 3 to 15 | 44,528 | 22,515 | 22,013 | ... | ... | ... | ... | ... | ... | ... | ... | ... |
| Total specified 3 to 15.. | 44,488 | 22,493 | 21,995 | 24,007 | 11,900 | 12,107 | 3211 | 1694 | 1517 | 17,270 | 8899 | 8371 |
| 5 to 14..... | 32,651 | 16,467 | 16,184 | 21,012 | 10,342 | 10,670 | 2909 | 1538 | 1371 | 8730 | 4587 | 4143 |
| 5 to 15..... | 35,820 | 18,141 | 17,679 | 24,007 | 11,900 | 12,107 | 2974 | 1577 | 1397 | 8839 | 4634 | 4175 |
| 6 to 15..... | 31,742 | 16,024 | 15,718 | 23,618 | 11,716 | 11,902 | 2571 | 1366 | 1205 | 5553 | 2942 | 2611 |
| 7 to 14..... | 24,435 | 12,257 | 12,178 | 19,569 | 9665 | 9904 | 1865 | 1001 | 864 | 3001 | 1591 | 1410 |
| 3 years and under 4 | 4324 | 2144 | 2180 | ... | ... | ... | 52 | 26 | 26 | 4272 | 2118 | 2154 |
| 4 " " 5 | 4344 | 2208 | 2136 | ... | ... | ... | 185 | 91 | 94 | 4159 | 2117 | 2042 |
| 5 " " 6 | 4078 | 2117 | 1961 | 389 | 184 | 205 | 403 | 211 | 192 | 3286 | 1722 | 1564 |
| 6 " " 7 | 4198 | 2093 | 2045 | 1054 | 493 | 561 | 641 | 326 | 315 | 2443 | 1274 | 1169 |
| 7 " " 8 | 3868 | 1944 | 1924 | 1926 | 922 | 1004 | 649 | 338 | 311 | 1293 | 684 | 609 |
| 8 " " 9 | 3707 | 1887 | 1820 | 2598 | 1321 | 1277 | 465 | 245 | 220 | 644 | 321 | 323 |
| 9 " " 10 | 3571 | 1817 | 1754 | 2869 | 1430 | 1439 | 293 | 166 | 127 | 409 | 221 | 188 |
| 10 " " 11 | 3618 | 1724 | 1894 | 3206 | 1517 | 1689 | 185 | 101 | 84 | 227 | 106 | 121 |
| 11 " " 12 | 3261 | 1617 | 1644 | 2963 | 1450 | 1513 | 121 | 61 | 60 | 177 | 106 | 71 |
| 12 " " 13 | 3414 | 1701 | 1713 | 3180 | 1562 | 1618 | 96 | 56 | 40 | 198 | 83 | 55 |
| 13 " " 14 | 2966 | 1567 | 1429 | 2827 | 1463 | 1364 | 56 | 34 | 22 | 113 | 70 | 43 |
| 14 " " 15 | 3169 | 1674 | 1495 | 2995 | 1558 | 1437 | 65 | 39 | 26 | 109 | 77 | 32 |

CENTESIMAL.

| | | | | | | | | | | | | |
|---------------------------|--------|--------|--------|-------|-------|-------|-------|-------|-------|-------|-------|-------|
| Total specified 3 to 15.. | 100·00 | 100·00 | 100·00 | 53·96 | 52·91 | 55·05 | 7·22 | 7·53 | 6·90 | 38·82 | 39·56 | 38·05 |
| 5 to 14..... | 100·00 | 100·00 | 100·00 | 64·35 | 62·81 | 65·93 | 8·91 | 9·34 | 8·47 | 26·74 | 27·85 | 25·60 |
| 5 to 15..... | | | | 67·02 | 65·60 | 68·49 | 8·30 | 8·69 | 7·90 | 24·68 | 25·71 | 23·61 |
| 6 to 15..... | | | | 74·41 | 73·11 | 75·72 | 8·10 | 8·53 | 7·67 | 17·49 | 18·36 | 16·61 |
| 7 to 14..... | | | | 80·09 | 78·85 | 81·33 | 7·63 | 8·17 | 7·09 | 12·28 | 12·98 | 11·58 |
| 3 years and under 4 . | 100·00 | 100·00 | 100·00 | ... | ... | ... | 1·20 | 1·21 | 1·20 | 98·80 | 98·79 | 98·80 |
| 4 " " 5 . | | | | ... | ... | ... | 2·25 | 2·12 | 2·40 | 95·75 | 95·88 | 95·60 |
| 5 " " 6 . | | | | 9·54 | 8·69 | 10·45 | 9·88 | 9·97 | 19·79 | 80·58 | 81·34 | 79·36 |
| 6 " " 7 . | | | | 25·47 | 23·55 | 27·44 | 15·49 | 15·58 | 15·40 | 59·04 | 60·87 | 57·16 |
| 7 " " 8 . | | | | 49·80 | 47·43 | 52·19 | 16·77 | 17·39 | 16·16 | 33·43 | 35·18 | 31·65 |
| 8 " " 9 . | | | | 70·09 | 70·01 | 70·16 | 12·54 | 12·98 | 12·09 | 17·37 | 17·01 | 17·75 |
| 9 " " 10 . | | | | 80·35 | 78·70 | 82·05 | 8·20 | 9·14 | 7·24 | 11·45 | 12·16 | 10·71 |
| 10 " " 11 . | | | | 88·62 | 88·00 | 89·18 | 5·11 | 5·86 | 4·43 | 6·27 | 6·14 | 6·39 |
| 11 " " 12 . | | | | 90·87 | 89·68 | 92·04 | 3·71 | 3·77 | 3·65 | 5·42 | 6·55 | 4·31 |
| 12 " " 13 . | | | | 93·15 | 91·83 | 94·46 | 2·81 | 3·29 | 2·33 | 4·04 | 4·88 | 3·21 |
| 13 " " 14 . | | | | 94·36 | 93·37 | 95·46 | 1·87 | 2·17 | 1·54 | 3·77 | 4·46 | 3·00 |
| 14 " " 15 . | | | | 94·51 | 93·07 | 96·12 | 2·05 | 2·33 | 1·74 | 3·44 | 4·60 | 2·14 |

Education of Children.—Urban and Rural Districts.

TABLE X.—Showing the Degree of Education of Children between the Ages of Three and Fifteen Years, in Urban and Rural Districts.

NUMERICAL.

| | | Grand Total. | | | Read and write. | | | Read only. | | | Cannot read. | | | Unspecified. | | |
|--------------------------|-----------------|--------------|--------|----------|-----------------|--------|----------|------------|--------|----------|--------------|--------|----------|--------------|--------|----------|
| | | Persons. | Males. | Females. | Persons. | Males. | Females. | Persons. | Males. | Females. | Persons. | Males. | Females. | Persons. | Males. | Females. |
| The whole Colony | Total | 44,528 | 22,515 | 22,013 | 24,112 | 11,948 | 12,164 | 3106 | 1646 | 1460 | 17,270 | 8899 | 8371 | 40 | 22 | 18 |
| | Specified | 44,488 | 22,493 | 21,995 | | | | | | | | | | | | |
| City of Hobart | Total | 6942 | 3449 | 3493 | 4096 | 2003 | 2093 | 490 | 268 | 222 | 2343 | 1178 | 1165 | 13 | ... | 13 |
| | Specified | 6929 | 3449 | 3480 | | | | | | | | | | | | |
| City of Launceston | Total | 4903 | 2466 | 2437 | 3050 | 1507 | 1543 | 362 | 186 | 176 | 1491 | 773 | 718 | ... | ... | ... |
| | Specified | 4903 | 2466 | 2437 | | | | | | | | | | | | |
| Rural Districts | Total | 32,683 | 16,600 | 16,083 | 16,966 | 8438 | 8528 | 2254 | 1192 | 1062 | 13,436 | 6948 | 6488 | 27 | 22 | 5 |
| | Specified | 32,656 | 16,578 | 16,078 | | | | | | | | | | | | |

CENTESIMAL (Specified).

| | | | | | | | | | | | | | | | |
|---------------------------------|--------|--------|--------|-------|-------|-------|------|------|------|-------|-------|-------|-----|-----|-----|
| The whole Colony..... specified | 100·00 | 100·00 | 100·00 | 54·20 | 53·12 | 55·31 | 6·98 | 7·32 | 6·64 | 38·82 | 39·56 | 38·05 | ... | ... | ... |
| City of Hobart | 100·00 | 100·00 | 100·00 | 59·11 | 58·07 | 60·14 | 7·07 | 7·77 | 6·38 | 33·82 | 34·16 | 33·48 | ... | ... | ... |
| City of Launceston..... | 100·00 | 100·00 | 100·00 | 62·21 | 61·11 | 63·32 | 7·39 | 7·54 | 7·22 | 30·41 | 31·35 | 29·46 | ... | ... | ... |
| Rural Districts | 100·00 | 100·00 | 100·00 | 51·96 | 50·90 | 53·04 | 6·90 | 7·19 | 6·61 | 41·14 | 41·91 | 40·35 | ... | ... | ... |

Education of Children of different Religious Denominations.

TABLE XI.—Showing the Number of, and degree of Education possessed by, Children between 3 and 15 Years of Age of different Religious Denominations.

NUMERICAL.

| Religious Denomination. | Total 3 - 15. | | | Read and write. | | | Read only. | | | Cannot read. | | |
|--|---------------|--------|----------|-----------------|--------|----------|------------|--------|----------|--------------|--------|----------|
| | Persons. | Males. | Females. | Persons. | Males. | Females. | Persons. | Males. | Females. | Persons. | Males. | Females. |
| Total Ages 3 to 15 | 44,528 | 22,515 | 22,013 | ... | ... | ... | ... | ... | ... | ... | ... | ... |
| Total specified | 44,488 | 22,493 | 21,995 | 24,112 | 11,948 | 12,164 | 3106 | 1646 | 1460 | 17,270 | 8899 | 8371 |
| Episcopalians..... | 23,561 | 11,902 | 11,659 | 12,724 | 6298 | 6426 | 1681 | 906 | 775 | 9156 | 4698 | 4458 |
| Roman Catholics | 7524 | 3771 | 3753 | 3724 | 1812 | 1912 | 607 | 311 | 296 | 3193 | 1648 | 1545 |
| Presbyterians..... | 2621 | 1278 | 1348 | 1516 | 727 | 789 | 179 | 88 | 91 | 926 | 458 | 468 |
| Methodists | 6019 | 3041 | 2978 | 3482 | 1753 | 1729 | 391 | 218 | 173 | 2146 | 1070 | 1076 |
| Baptists..... | 1043 | 524 | 519 | 587 | 282 | 305 | 46 | 22 | 24 | 410 | 220 | 190 |
| Independents | 1481 | 801 | 680 | 833 | 405 | 428 | 57 | 26 | 31 | 591 | 370 | 221 |
| Lutherans | 55 | 26 | 29 | 30 | 16 | 14 | 8 | 5 | 3 | 17 | 5 | 12 |
| Bible Christians | 407 | 217 | 190 | 235 | 128 | 107 | 26 | 15 | 11 | 146 | 74 | 72 |
| Other Christian Denomina- tions | 403 | 205 | 198 | 234 | 127 | 107 | 31 | 11 | 20 | 138 | 67 | 71 |
| Non-Christian Denomina- tions | 22 | 14 | 8 | 9 | 5 | 4 | 3 | 3 | ... | 10 | 6 | 4 |
| Residue | 1354 | 719 | 633 | 738 | 395 | 343 | 77 | 41 | 36 | 537 | 283 | 254 |

CENTESIMAL.

| | | | | | | | | | | | | |
|---|--------|--------|--------|-------|-------|-------|-------|-------|-------|-------|-------|-------|
| Total specified | 100·00 | 100·00 | 100·00 | 54·20 | 53·12 | 55·31 | 6·98 | 7·32 | 6·64 | 38·82 | 39·56 | 38·05 |
| Episcopalians..... | 100·00 | 100·00 | 100·00 | 54·01 | 52·92 | 55·12 | 7·14 | 7·61 | 6·65 | 38·85 | 39·47 | 38·23 |
| Roman Catholics | | | | 49·56 | 48·05 | 50·95 | 8·07 | 8·25 | 7·88 | 42·43 | 43·70 | 41·17 |
| Presbyterians..... | | | | 57·84 | 57·11 | 58·53 | 6·83 | 6·91 | 6·75 | 35·33 | 35·98 | 34·72 |
| Methodists | | | | 57·85 | 57·65 | 58·06 | 6·50 | 7·17 | 5·81 | 35·65 | 35·18 | 36·13 |
| Baptists | | | | 56·28 | 53·82 | 58·77 | 4·41 | 4·20 | 4·62 | 39·31 | 41·98 | 36·61 |
| Independents | | | | 56·24 | 50·56 | 62·94 | 3·85 | 3·25 | 4·56 | 39·91 | 46·19 | 32·50 |
| Lutherans | | | | 54·55 | 61·54 | 48·28 | 14·54 | 19·23 | 10·34 | 30·91 | 19·23 | 41·38 |
| Bible Christians | | | | 57·74 | 58·99 | 56·32 | 6·39 | 6·91 | 5·79 | 35·87 | 34·10 | 37·89 |
| Other Christian Denomi- nations..... | | | | 58·06 | 61·95 | 54·04 | 7·69 | 5·37 | 10·10 | 34·25 | 32·68 | 35·86 |
| Non-Christian Denomi- nations..... | | | | 40·91 | 35·71 | 50·00 | 13·64 | 21·44 | ... | 45·45 | 42·85 | 50·00 |
| Residue..... | | | | 54·59 | 54·94 | 54·19 | 5·69 | 5·70 | 5·69 | 39·72 | 39·36 | 40·12 |

Education of Children.—School Attendance, 1891.

TABLE XII.—Showing the Number of Children at various Ages between 3 and 15 Years of Age receiving Secular Instruction at School or at Home, and their Proportion to the whole Population between 3 and 15 Years of Age.

| Ages. | All Ages 3 to 15. | | | Scholars receiving Instruction | | | | | | | | | Residue. | | |
|--------------------------------|----------------------|--------|----------|--------------------------------|--------|----------|---------------------|--------|----------|----------|--------|----------|----------|--------|----------|
| | | | | At State Schools. | | | At Private Schools. | | | At Home. | | | | | |
| | Persons. | Males. | Females. | Persons. | Males. | Females. | Persons. | Males. | Females. | Persons. | Males. | Females. | Persons. | Males. | Females. |
| Total | 44,528 | 22,515 | 22,013 | 14,722 | 7815 | 6907 | 7179 | 3380 | 3799 | 3936 | 1734 | 2202 | 18,691 | 9586 | 9105 |
| Per cent | 100·00 | 100·00 | 100·00 | 33·06 | 34·72 | 31·27 | 16·12 | 15·01 | 17·26 | 8·84 | 7·70 | 10·11 | 41·98 | 42·57 | 41·36 |
| Receiving In- struction ... | 25,837 | 12,929 | 12,908 | 14,722 | 7815 | 6907 | 7179 | 3380 | 3799 | 3936 | 1734 | 2202 | ... | ... | ... |
| Residue | 18,691 | 9586 | 9105 | ... | ... | ... | ... | ... | ... | ... | ... | ... | 18,691 | 9586 | 9105 |
| 3 years and under 4 ... | 4324 | 2144 | 2180 | 23 | 15 | 8 | 25 | 14 | 11 | 217 | 84 | 133 | 4059 | 2031 | 2028 |
| 4 - 5 | 4344 | 2208 | 2136 | 208 | 112 | 96 | 156 | 84 | 72 | 350 | 143 | 207 | 3630 | 1869 | 1761 |
| 5 - 6 | 4081 | 2117 | 1964 | 631 | 362 | 269 | 473 | 243 | 230 | 481 | 226 | 255 | 2496 | 1286 | 1210 |
| 6 - 7 | 4158 | 2105 | 2053 | 1197 | 623 | 574 | 717 | 347 | 370 | 541 | 263 | 278 | 1703 | 872 | 831 |
| 7 - 8 | 3879 | 1952 | 1927 | 1680 | 889 | 791 | 859 | 423 | 436 | 474 | 218 | 256 | 866 | 422 | 444 |
| 8 - 9 | 3707 | 1887 | 1820 | 1926 | 1046 | 880 | 823 | 393 | 430 | 403 | 183 | 220 | 555 | 265 | 290 |
| 9 - 10 | 3574 | 1818 | 1756 | 1955 | 1062 | 893 | 823 | 352 | 471 | 355 | 171 | 184 | 441 | 233 | 208 |
| 10 - 11 | 3619 | 1724 | 1895 | 2024 | 1037 | 987 | 812 | 344 | 468 | 332 | 145 | 187 | 451 | 198 | 253 |
| 11 - 12 | 3261 | 1617 | 1644 | 1814 | 965 | 849 | 726 | 324 | 402 | 253 | 98 | 155 | 468 | 230 | 236 |
| 12 - 13 | 3415 | 1701 | 1714 | 1662 | 856 | 806 | 750 | 338 | 412 | 234 | 88 | 146 | 769 | 419 | 350 |
| 13 - 14 | 2996 | 1567 | 1429 | 1008 | 546 | 462 | 557 | 293 | 264 | 171 | 73 | 98 | 1260 | 655 | 605 |
| 4 - 15 | 3170 | 1675 | 1495 | 594 | 302 | 292 | 458 | 225 | 233 | 125 | 42 | 83 | 1993 | 1106 | 887 |
| 5 - 15 | 35,860 | 18,163 | 17,697 | 14,491 | 7688 | 6803 | 6998 | 3282 | 3716 | 3369 | 1507 | 1862 | 11,002 | 5686 | 5316 |
| 6 - 15 | 31,779 | 16,046 | 15,733 | 13,860 | 7326 | 6534 | 6525 | 3039 | 3486 | 2888 | 1281 | 1607 | 8506 | 4400 | 4106 |
| 7 - 14 | 24,451 | 12,266 | 12,185 | 12,069 | 6401 | 5668 | 5350 | 2467 | 2883 | 2222 | 976 | 1246 | 4810 | 2422 | 2388 |
| 7 - 13 | 21,455 | 10,699 | 10,756 | 11,061 | 5855 | 5206 | 4793 | 2174 | 2619 | 2051 | 903 | 1148 | 3550 | 1767 | 1783 |

Education of Children.—School Attendance, 1891.

TABLE XIII.—Showing the Proportion of Children receiving Secular Instruction at various Ages between 3 and 15 Years respectively.

| Ages. | All Ages 3 to 15. | | | Receiving Instruction. | | | Residue. | | |
|----------------------|----------------------|--------|----------|------------------------|--------|----------|----------|--------|----------|
| | Persons. | Males. | Females. | Persons. | Males. | Females. | Persons. | Males. | Females. |
| All ages 3 to 15.... | ... | ... | ... | 58·02 | 57·43 | 58·64 | 41·98 | 42·57 | 41·36 |
| 3 years and under 4 | 100·00 | 100·00 | 100·00 | 6·12 | 5·28 | 6·97 | 93·88 | 94·72 | 93·03 |
| 4 - 5 | | | | 16·44 | 5·34 | 7·56 | 83·56 | 84·66 | 82·44 |
| 5 - 6 | | | | 38·84 | 39·25 | 38·39 | 61·16 | 60·75 | 61·61 |
| 6 - 7 | | | | 59·04 | 58·58 | 59·52 | 40·96 | 41·42 | 40·48 |
| 7 - 8 | | | | 77·68 | 78·38 | 76·96 | 22·32 | 21·62 | 23·04 |
| 8 - 9 | | | | 85·03 | 85·96 | 84·07 | 14·97 | 14·04 | 15·93 |
| 9 - 10 | | | | 88·21 | 87·18 | 88·16 | 11·79 | 12·82 | 11·84 |
| 10 - 11 | | | | 87·54 | 88·51 | 86·65 | 12·46 | 11·49 | 13·35 |
| 11 - 12 | | | | 85·65 | 85·78 | 85·64 | 14·35 | 14·22 | 14·36 |
| 12 - 13 | | | | 77·49 | 75·37 | 79·58 | 22·51 | 24·63 | 20·42 |
| 13 - 14 | | | | 57·94 | 58·20 | 57·66 | 42·06 | 41·80 | 42·34 |
| 14 - 15 | | | | 37·13 | 33·96 | 40·67 | 62·87 | 66·04 | 59·33 |
| 5 - 15 | 100·00 | 100·00 | 100·00 | 69·32 | 68·70 | 69·97 | 30·68 | 31·30 | 30·03 |
| 6 - 15 | | | | 73·23 | 72·58 | 73·90 | 26·77 | 27·42 | 26·10 |
| 7 - 14 | | | | 80·33 | 80·25 | 80·40 | 19·67 | 19·75 | 19·60 |
| 7 - 13 | | | | 83·45 | 83·48 | 83·42 | 16·55 | 16·52 | 16·58 |

Education of Children—School Attendance, 1891—School Age.

TABLE XIV.—Showing for Age-groups 3 to 15 and 7 to 14, the Number and Proportion of Children receiving Instruction, and the Number and Proportion of the Residue in Urban, Rural, and Electoral Districts.

| | Numerical. | | | | | | Centesimal. | | | | | |
|-----------------------|---------------|-----------------------|----------|---------------|------------------------|----------|---------------|------------------------|----------|---------------|------------------------|----------|
| | Ages 3 to 15. | | | Ages 7 to 14. | | | Ages 3 to 15. | | | Ages 7 to 14. | | |
| | All. | Receiving instruction | Residue. | All. | Receiving instruction. | Residue. | All. | Receiving instruction. | Residue. | All. | Receiving instruction. | Residue. |
| The whole Colony ... | 44,528 | 25,837 | 18,691 | 24,451 | 19,641 | 4810 | 100·00 | 58·02 | 41·98 | 100·00 | 80·33 | 19·67 |
| Urban Districts | 11,845 | 8028 | 3817 | 6566 | 5516 | 1050 | 100·00 | 67·78 | 32·22 | 100·00 | 84·00 | 16·00 |
| City of Hobart | 6942 | 4530 | 2412 | 3845 | 3099 | 746 | | 65·26 | 34·74 | | 80·60 | 19·40 |
| City of Launceston... | 4903 | 3498 | 1405 | 2721 | 2417 | 304 | | 71·34 | 28·66 | | 88·33 | 11·17 |
| Rural Districts | 32,683 | 18,742 | 13,941 | 17,885 | 14,125 | 3760 | | 57·35 | 42·65 | | 78·98 | 21·02 |
| Brighton | 1051 | 592 | 459 | 555 | 444 | 111 | 100·00 | 56·33 | 43·67 | 100·00 | 80·00 | 20·00 |
| Campbell Town | 828 | 532 | 296 | 465 | 392 | 73 | | 64·25 | 35·75 | | 84·30 | 15·70 |
| Cressy | 755 | 451 | 304 | 437 | 347 | 90 | | 59·73 | 40·27 | | 79·30 | 20·60 |
| Cumberland | 1393 | 788 | 605 | 732 | 520 | 212 | | 56·57 | 43·43 | | 71·03 | 28·97 |
| Devon, East..... | 2961 | 1357 | 1604 | 1567 | 1105 | 462 | | 45·83 | 54·17 | | 70·51 | 29·49 |
| Devon, West | 1788 | 1023 | 765 | 985 | 810 | 175 | | 57·22 | 42·78 | | 82·23 | 17·77 |
| Deloraine..... | 1583 | 807 | 776 | 870 | 628 | 242 | | 50·98 | 49·02 | | 72·18 | 27·82 |
| Evandale | 1075 | 607 | 468 | 625 | 460 | 165 | | 56·47 | 43·53 | | 80·00 | 20·00 |
| Fingal | 1613 | 944 | 669 | 894 | 714 | 180 | | 58·53 | 41·47 | | 79·86 | 20·14 |
| Franklin | 1305 | 740 | 565 | 695 | 604 | 91 | | 56·71 | 43·29 | | 86·91 | 13·09 |
| George Town | 1272 | 955 | 317 | 710 | 617 | 93 | | 75·08 | 24·92 | | 86·90 | 13·10 |
| Glamorgan | 649 | 320 | 329 | 357 | 251 | 106 | | 49·31 | 50·69 | | 70·31 | 29·69 |
| Glenorchy | 1594 | 1044 | 550 | 886 | 724 | 162 | | 65·50 | 34·50 | | 81·71 | 18·29 |
| Kingborough | 2555 | 1540 | 1015 | 1452 | 1195 | 257 | | 60·27 | 39·73 | | 82·30 | 17·70 |
| Longford | 986 | 496 | 490 | 516 | 409 | 107 | | 50·30 | 49·70 | | 79·26 | 20·74 |
| New Norfolk | 1324 | 707 | 617 | 735 | 558 | 177 | | 53·40 | 46·60 | | 75·92 | 24·08 |
| Oatlands | 1149 | 620 | 529 | 651 | 465 | 186 | | 53·96 | 46·04 | | 71·43 | 28·57 |
| Richmond | 844 | 459 | 385 | 478 | 389 | 89 | | 54·38 | 45·62 | | 81·38 | 18·62 |
| Ringarooma..... | 1418 | 826 | 592 | 766 | 589 | 177 | | 58·25 | 41·75 | | 76·89 | 23·11 |
| Selby | 1321 | 972 | 349 | 711 | 642 | 69 | | 73·58 | 26·42 | | 90·30 | 9·70 |
| Sorell..... | 1339 | 722 | 617 | 736 | 559 | 177 | | 53·93 | 46·07 | | 75·95 | 24·05 |
| Wellington | 2424 | 1306 | 1118 | 1269 | 999 | 270 | | 53·88 | 46·12 | | 78·72 | 21·28 |
| Westbury | 1456 | 934 | 522 | 793 | 704 | 89 | | 64·15 | 35·85 | | 88·78 | 11·22 |

Education of Children.—School Attendance, 1891—General Summary.**TABLE XV.**—Showing the Number of Children and Young Persons between of 3 and 21 Years of Age stated as attending different Schools and receiving Instruction at Home.

| | Total. | | | Government Schools. | | | Private Schools. | | | At Home. | | |
|-------------------------|----------|--------|----------|---------------------|--------|----------|------------------|--------|----------|----------|--------|----------|
| | Persons. | Males. | Females. | Persons. | Males. | Females. | Persons. | Males. | Females. | Persons. | Males. | Females. |
| The whole Colony..... | 26,770 | 13,354 | 13,416 | 15,062 | 7971 | 7091 | 7661 | 3616 | 4045 | 4047 | 1767 | 2280 |
| Ages 3 to 15 years..... | 25,837 | 12,929 | 12,908 | 14,722 | 7815 | 6907 | 7179 | 3380 | 3799 | 3936 | 1734 | 2202 |
| Ages 15 to 21 „..... | 933 | 425 | 508 | 340 | 156 | 184 | 482 | 236 | 246 | 111 | 33 | 78 |
| City of Hobart..... | 4530 | 2311 | 2219 | 2266 | 1226 | 1040 | 1889 | 904 | 985 | 375 | 181 | 194 |
| City of Launceston..... | 3498 | 1745 | 1753 | 1004 | 608 | 396 | 2201 | 1016 | 1185 | 293 | 121 | 172 |
| Rural Districts..... | 18,742 | 9298 | 9444 | 11,792 | 6137 | 5655 | 3571 | 1696 | 1875 | 3379 | 1465 | 1914 |
| Hobart, North..... | 1359 | 640 | 719 | 630 | 319 | 311 | 616 | 282 | 334 | 113 | 39 | 74 |
| „ South..... | 1425 | 790 | 635 | 723 | 394 | 329 | 560 | 304 | 256 | 142 | 92 | 50 |
| „ West..... | 1746 | 881 | 865 | 913 | 513 | 400 | 713 | 318 | 395 | 120 | 50 | 70 |
| Launceston, North..... | 1431 | 725 | 706 | 346 | 216 | 130 | 963 | 459 | 504 | 122 | 50 | 72 |
| „ South..... | 2067 | 1020 | 1047 | 658 | 392 | 266 | 1238 | 557 | 681 | 171 | 71 | 100 |
| Brighton..... | 592 | 280 | 312 | 404 | 197 | 207 | 89 | 39 | 50 | 99 | 44 | 55 |
| Campbell Town..... | 532 | 297 | 235 | 243 | 141 | 102 | 117 | 70 | 47 | 172 | 86 | 86 |
| Cressy..... | 451 | 218 | 233 | 330 | 162 | 168 | 41 | 23 | 18 | 80 | 33 | 47 |
| Cumberland..... | 788 | 346 | 442 | 416 | 212 | 204 | 40 | 17 | 23 | 332 | 117 | 215 |
| Devon, East..... | 1357 | 690 | 667 | 902 | 469 | 433 | 359 | 172 | 187 | 96 | 49 | 47 |
| „ West..... | 1023 | 483 | 540 | 612 | 307 | 305 | 240 | 105 | 135 | 171 | 71 | 100 |
| Deloraine..... | 807 | 391 | 416 | 567 | 284 | 283 | 86 | 29 | 57 | 154 | 78 | 76 |
| Evandale..... | 607 | 274 | 333 | 413 | 195 | 218 | 140 | 59 | 81 | 54 | 20 | 34 |
| Fingal..... | 944 | 458 | 486 | 682 | 344 | 338 | 106 | 48 | 58 | 156 | 66 | 90 |
| Franklin..... | 740 | 387 | 353 | 651 | 348 | 303 | 8 | 1 | 7 | 81 | 38 | 43 |
| George Town..... | 955 | 429 | 526 | 423 | 234 | 189 | 264 | 131 | 133 | 268 | 64 | 204 |
| Glamorgan..... | 320 | 159 | 161 | 169 | 77 | 92 | 22 | 10 | 12 | 129 | 72 | 57 |
| Glenorchy..... | 1044 | 517 | 527 | 456 | 223 | 233 | 428 | 217 | 211 | 160 | 77 | 83 |
| Kingborough..... | 1540 | 771 | 769 | 957 | 529 | 428 | 343 | 147 | 196 | 240 | 95 | 145 |
| Longford..... | 496 | 223 | 273 | 349 | 181 | 168 | 101 | 42 | 59 | 46 | — | 46 |
| New Norfolk..... | 707 | 359 | 348 | 543 | 285 | 258 | 50 | 23 | 27 | 114 | 51 | 63 |
| Oatlands..... | 620 | 323 | 297 | 400 | 206 | 194 | 148 | 83 | 65 | 72 | 34 | 38 |
| Richmond..... | 459 | 238 | 221 | 328 | 164 | 164 | 50 | 33 | 17 | 81 | 41 | 40 |
| Ringarooma..... | 826 | 422 | 404 | 503 | 261 | 242 | 152 | 75 | 77 | 171 | 86 | 85 |
| Selby..... | 972 | 495 | 477 | 534 | 272 | 262 | 157 | 83 | 74 | 281 | 140 | 141 |
| Sorell..... | 722 | 385 | 337 | 509 | 283 | 226 | 94 | 42 | 52 | 119 | 60 | 59 |
| Wellington..... | 1306 | 664 | 642 | 885 | 473 | 412 | 311 | 143 | 168 | 110 | 48 | 62 |
| Westbury..... | 934 | 489 | 445 | 516 | 290 | 226 | 225 | 104 | 121 | 193 | 95 | 98 |

Education of Children.—School Attendance, 1891.—General Summary.—Ages.

TABLE XVI.—Showing the Number of Children and Young Persons between 3 and 21 Years of Age stated as attending different Schools and receiving Instruction at Home, in Urban, Rural, and Electoral Districts.

| | Total. | | | 3 - 5 years. | | | 5 - 7 years. | | | 7 - 14 years. | | | 14 - 21 years. | | |
|-------------------------|----------|--------|----------|--------------|--------|----------|--------------|--------|----------|---------------|--------|----------|----------------|--------|----------|
| | Persons. | Males. | Females. | Persons. | Males. | Females. | Persons. | Males. | Females. | Persons. | Males. | Females. | Persons. | Males. | Females. |
| The whole Colony | 26,770 | 13,354 | 13,416 | 979 | 452 | 527 | 4040 | 2064 | 1976 | 19,641 | 9844 | 9797 | 2110 | 994 | 1116 |
| City of Hobart..... | 4530 | 2311 | 2219 | 244 | 173 | 71 | 787 | 421 | 366 | 3099 | 1542 | 1557 | 400 | 175 | 225 |
| City of Launceston..... | 3498 | 1745 | 1753 | 113 | 60 | 53 | 644 | 356 | 288 | 2417 | 1185 | 1232 | 324 | 144 | 180 |
| Rural Districts | 18,742 | 9298 | 9444 | 622 | 219 | 403 | 2609 | 1287 | 1322 | 14,125 | 7117 | 7008 | 1386 | 675 | 711 |
| Hobart, North | 1359 | 640 | 719 | 56 | 27 | 29 | 271 | 145 | 126 | 920 | 424 | 496 | 112 | 44 | 68 |
| " South | 1425 | 790 | 635 | 82 | 74 | 8 | 244 | 161 | 83 | 924 | 471 | 453 | 175 | 84 | 91 |
| " West | 1746 | 881 | 865 | 106 | 72 | 34 | 272 | 115 | 157 | 1255 | 647 | 608 | 113 | 47 | 66 |
| Launceston, North | 1431 | 725 | 706 | 49 | 13 | 36 | 266 | 144 | 122 | 965 | 495 | 470 | 151 | 73 | 78 |
| " South | 2067 | 1020 | 1047 | 64 | 47 | 17 | 378 | 212 | 166 | 1452 | 690 | 762 | 173 | 71 | 102 |
| Brighton | 592 | 280 | 312 | 29 | 13 | 16 | 72 | 36 | 36 | 444 | 212 | 232 | 47 | 19 | 28 |
| Campbell Town | 532 | 297 | 235 | 20 | 11 | 9 | 55 | 30 | 25 | 392 | 218 | 174 | 65 | 38 | 27 |
| Cressy | 451 | 218 | 233 | 12 | ... | 12 | 58 | 32 | 26 | 347 | 165 | 182 | 34 | 21 | 13 |
| Cumberland | 788 | 346 | 442 | 58 | 2 | 56 | 161 | 76 | 85 | 520 | 246 | 274 | 49 | 22 | 27 |
| Devon, East | 1357 | 690 | 667 | 14 | 7 | 7 | 172 | 89 | 83 | 1105 | 560 | 565 | 66 | 34 | 32 |
| " West | 1023 | 483 | 540 | 25 | 1 | 24 | 137 | 58 | 79 | 810 | 404 | 406 | 51 | 20 | 31 |
| Deloraine | 807 | 391 | 416 | 11 | 5 | 6 | 111 | 52 | 59 | 628 | 312 | 316 | 57 | 22 | 35 |
| Evandale | 607 | 274 | 333 | 5 | ... | 5 | 76 | 21 | 55 | 460 | 221 | 239 | 66 | 32 | 34 |
| Fingal | 944 | 458 | 486 | 19 | 6 | 13 | 140 | 70 | 70 | 714 | 351 | 363 | 71 | 31 | 40 |
| Franklin | 740 | 387 | 353 | 9 | 4 | 5 | 93 | 55 | 38 | 604 | 313 | 291 | 34 | 15 | 19 |
| George Town | 955 | 429 | 526 | 127 | 8 | 119 | 171 | 72 | 99 | 617 | 326 | 291 | 40 | 23 | 17 |
| Glamorgan | 320 | 159 | 161 | 8 | 5 | 3 | 38 | 15 | 23 | 251 | 131 | 120 | 23 | 8 | 15 |
| Glenorchy..... | 1044 | 517 | 527 | 49 | 34 | 15 | 147 | 75 | 72 | 724 | 347 | 377 | 124 | 61 | 63 |
| Kingborough | 1540 | 771 | 769 | 18 | 9 | 9 | 192 | 86 | 106 | 1195 | 606 | 589 | 135 | 70 | 65 |
| Longford | 496 | 223 | 273 | 2 | ... | 2 | 46 | 26 | 20 | 409 | 186 | 223 | 39 | 11 | 28 |
| New Norfolk | 707 | 359 | 348 | 15 | 8 | 7 | 94 | 52 | 42 | 558 | 279 | 279 | 40 | 20 | 20 |
| Oatlands | 620 | 323 | 297 | 17 | ... | 17 | 64 | 24 | 40 | 465 | 238 | 227 | 74 | 61 | 13 |
| Richmond | 459 | 238 | 221 | 1 | 1 | ... | 36 | 20 | 16 | 389 | 200 | 189 | 33 | 17 | 16 |
| Ringarooma | 826 | 422 | 404 | 36 | 21 | 15 | 142 | 72 | 70 | 589 | 301 | 288 | 59 | 28 | 31 |
| Selby | 972 | 495 | 477 | 79 | 37 | 42 | 173 | 99 | 74 | 642 | 327 | 315 | 78 | 32 | 46 |
| Sorell | 722 | 385 | 337 | 18 | 16 | 2 | 88 | 46 | 42 | 559 | 292 | 267 | 57 | 31 | 26 |
| Wellington | 1306 | 664 | 642 | 33 | 24 | 9 | 194 | 94 | 100 | 999 | 511 | 488 | 80 | 35 | 45 |
| Westbury | 934 | 489 | 445 | 17 | 7 | 10 | 149 | 87 | 62 | 704 | 371 | 333 | 64 | 24 | 40 |

School Attendance, State Schools, 1891.

TABLE XVII.—Showing the Number of Children and Young Persons between 3 and 21 Years of Age attending State Schools in Urban, Rural, and Electoral Districts.

| | Total attending State Schools. | | | 3 - 5. | | | 5 - 7. | | | 7 - 14. | | | 14 - 21. | | |
|--------------------------|--------------------------------|--------|----------|----------|--------|----------|----------|--------|----------|----------|--------|----------|----------|--------|----------|
| | Persons. | Males. | Females. | Persons. | Males. | Females. | Persons. | Males. | Females. | Persons. | Males. | Females. | Persons. | Males. | Females. |
| The whole Colony | 15,062 | 7921 | 7091 | 231 | 127 | 104 | 1828 | 985 | 843 | 12,069 | 6401 | 5668 | 934 | 458 | 476 |
| Ages 3 to 15 years | 14,722 | 7815 | 6907 | 231 | 127 | 104 | 1828 | 915 | 843 | 12,069 | 6401 | 5688 | 594 | 302 | 292 |
| Ages 15 to 21 " | 340 | 156 | 184 | ... | ... | ... | ... | ... | ... | ... | ... | ... | 340 | 156 | 184 |
| City of Hobart | 2266 | 1226 | 1040 | 74 | 50 | 24 | 376 | 225 | 151 | 1681 | 904 | 777 | 135 | 47 | 83 |
| City of Launceston | 1004 | 608 | 396 | 19 | 15 | 4 | 157 | 101 | 56 | 781 | 465 | 316 | 47 | 27 | 20 |
| Rural Districts | 11,792 | 6137 | 5655 | 138 | 62 | 76 | 1205 | 659 | 636 | 10,707 | 5032 | 4575 | 752 | 384 | 368 |
| Hobart, North | 630 | 319 | 311 | 17 | 11 | 6 | 119 | 68 | 51 | 471 | 227 | 244 | 23 | 13 | 10 |
| " South | 723 | 394 | 329 | 21 | 17 | 4 | 127 | 88 | 39 | 502 | 272 | 230 | 73 | 17 | 56 |
| " West | 913 | 513 | 400 | 36 | 22 | 14 | 130 | 69 | 61 | 708 | 405 | 303 | 39 | 17 | 22 |
| Launceston, North | 346 | 216 | 130 | 3 | 2 | 1 | 49 | 29 | 20 | 269 | 168 | 101 | 25 | 17 | 8 |
| " South | 658 | 392 | 266 | 16 | 13 | 3 | 108 | 72 | 36 | 512 | 297 | 215 | 22 | 10 | 12 |
| Brighton | 404 | 197 | 207 | 6 | 3 | 3 | 44 | 23 | 21 | 331 | 162 | 169 | 23 | 9 | 14 |
| Campbell Town | 243 | 141 | 102 | 2 | 1 | 1 | 11 | 5 | 6 | 214 | 128 | 86 | 16 | 7 | 9 |
| Cressy | 330 | 162 | 168 | 3 | ... | 3 | 31 | 16 | 15 | 275 | 136 | 139 | 21 | 10 | 11 |
| Cumberland | 416 | 212 | 204 | 1 | ... | 1 | 39 | 21 | 18 | 342 | 175 | 167 | 34 | 16 | 18 |
| Devon, East | 902 | 469 | 433 | 5 | 2 | 3 | 95 | 45 | 50 | 759 | 400 | 359 | 43 | 22 | 21 |
| Devon, West | 612 | 307 | 305 | 6 | ... | 6 | 59 | 21 | 38 | 519 | 275 | 244 | 28 | 11 | 17 |
| Deloraine | 567 | 284 | 283 | 4 | 2 | 2 | 60 | 25 | 35 | 463 | 241 | 222 | 40 | 16 | 24 |
| Evandale | 413 | 195 | 218 | 3 | ... | 3 | 49 | 16 | 33 | 328 | 164 | 164 | 33 | 15 | 18 |
| Fingal | 682 | 344 | 338 | 6 | 2 | 4 | 90 | 48 | 42 | 536 | 270 | 266 | 50 | 24 | 26 |
| Franklin | 651 | 348 | 303 | 5 | 2 | 3 | 71 | 37 | 34 | 553 | 297 | 256 | 22 | 12 | 10 |
| George Town | 423 | 234 | 189 | 12 | 6 | 6 | 70 | 39 | 31 | 323 | 177 | 146 | 18 | 12 | 6 |
| Glamorgan | 169 | 77 | 92 | 3 | 2 | 1 | 10 | 4 | 6 | 149 | 70 | 79 | 7 | 1 | 6 |
| Glenorchy | 456 | 223 | 233 | 1 | 1 | ... | 46 | 24 | 22 | 370 | 186 | 184 | 39 | 12 | 27 |
| Kingborough | 957 | 529 | 428 | 13 | 8 | 5 | 106 | 57 | 49 | 774 | 417 | 357 | 64 | 47 | 17 |
| Longford | 349 | 181 | 168 | ... | ... | ... | 27 | 20 | 7 | 300 | 153 | 147 | 22 | 8 | 14 |
| New Norfolk | 543 | 285 | 258 | 4 | 2 | 2 | 50 | 25 | 25 | 457 | 240 | 217 | 32 | 18 | 14 |
| Oatlands | 400 | 206 | 194 | 7 | ... | 7 | 31 | 16 | 15 | 311 | 147 | 164 | 51 | 43 | 8 |
| Richmond | 328 | 164 | 164 | 1 | 1 | ... | 19 | 10 | 9 | 283 | 139 | 144 | 25 | 14 | 11 |
| Ringarooma | 503 | 261 | 242 | 20 | 9 | 11 | 89 | 47 | 42 | 360 | 187 | 173 | 34 | 18 | 16 |
| Selby | 534 | 272 | 262 | 11 | 6 | 5 | 61 | 35 | 26 | 427 | 220 | 207 | 35 | 11 | 24 |
| Sorell | 509 | 283 | 226 | 3 | 1 | 2 | 56 | 34 | 22 | 474 | 227 | 187 | 36 | 21 | 15 |
| Wellington | 885 | 473 | 412 | 18 | 12 | 6 | 117 | 58 | 59 | 698 | 376 | 322 | 52 | 27 | 25 |
| Westbury | 516 | 290 | 226 | 4 | 2 | 2 | 64 | 33 | 31 | 421 | 245 | 176 | 27 | 10 | 17 |

School Attendance—Private Schools, 1891.

TABLE XVIII.—Showing the Number of Children and Young Persons between 3 and 21 Years of Age attending Private Schools in Urban, Rural, and Electoral Districts.

| | Total at Private Schools. | | | 3 - 5. | | | 5 - 7. | | | 7 - 14. | | | 14 - 21. | | |
|--------------------------|---------------------------|--------|----------|----------|--------|----------|----------|--------|----------|----------|--------|----------|----------|--------|----------|
| | Persons. | Males. | Females. | Persons. | Males. | Females. | Persons. | Males. | Females. | Persons. | Males. | Females. | Persons. | Males. | Females. |
| The whole Colony | 7661 | 3616 | 4045 | 181 | 98 | 83 | 1190 | 590 | 600 | 5350 | 2467 | 2883 | 940 | 461 | 479 |
| Ages 3 to 15 years | 7179 | 3380 | 3799 | 181 | 98 | 83 | 1190 | 590 | 600 | 5350 | 2467 | 2883 | 458 | 225 | 233 |
| Ages 15 to 21 „ | 482 | 236 | 246 | ... | ... | ... | ... | ... | ... | ... | ... | ... | 482 | 236 | 246 |
| City of Hobart | 1889 | 904 | 985 | 69 | 51 | 18 | 301 | 146 | 155 | 1280 | 586 | 694 | 239 | 121 | 118 |
| City of Launceston | 2201 | 1016 | 1185 | 53 | 22 | 31 | 400 | 213 | 187 | 1494 | 669 | 825 | 254 | 112 | 142 |
| Rural Districts..... | 3571 | 1696 | 1875 | 59 | 25 | 34 | 489 | 231 | 358 | 2576 | 1212 | 1364 | 447 | 228 | 219 |
| Hobart, North | 616 | 282 | 334 | 21 | 10 | 11 | 114 | 64 | 50 | 403 | 179 | 224 | 78 | 29 | 49 |
| „ South | 560 | 304 | 256 | 16 | 16 | ... | 80 | 49 | 31 | 369 | 175 | 194 | 95 | 64 | 31 |
| „ West | 713 | 318 | 395 | 32 | 25 | 7 | 107 | 33 | 74 | 508 | 232 | 276 | 66 | 28 | 38 |
| Launceston, North | 963 | 459 | 504 | 21 | 4 | 17 | 174 | 96 | 78 | 648 | 305 | 343 | 120 | 54 | 66 |
| „ South | 1238 | 557 | 681 | 32 | 18 | 14 | 226 | 117 | 109 | 846 | 364 | 482 | 134 | 58 | 76 |
| Brighton | 89 | 39 | 50 | 5 | 2 | 3 | 8 | 5 | 3 | 60 | 25 | 35 | 16 | 7 | 9 |
| Campbell Town | 117 | 70 | 47 | 1 | 1 | ... | 6 | 4 | 2 | 71 | 38 | 33 | 39 | 27 | 12 |
| Cressy | 41 | 23 | 18 | 1 | ... | 1 | 3 | 1 | 2 | 27 | 13 | 14 | 10 | 9 | 1 |
| Cumberland | 40 | 17 | 23 | ... | ... | ... | 8 | 3 | 5 | 29 | 12 | 17 | 3 | 2 | 1 |
| Devon, East | 359 | 172 | 187 | 2 | 1 | 1 | 51 | 29 | 22 | 286 | 131 | 155 | 20 | 11 | 9 |
| Devon, West..... | 240 | 105 | 135 | 4 | ... | 4 | 36 | 18 | 18 | 187 | 81 | 106 | 13 | 6 | 7 |
| Deloraine..... | 86 | 29 | 57 | 1 | ... | 1 | 16 | 9 | 7 | 59 | 18 | 41 | 10 | 2 | 8 |
| Evandale | 140 | 59 | 81 | 2 | ... | 2 | 15 | 1 | 14 | 96 | 43 | 53 | 27 | 15 | 12 |
| Fingal | 106 | 48 | 58 | 3 | 1 | 2 | 12 | 4 | 8 | 80 | 40 | 40 | 11 | 3 | 8 |
| Franklin | 8 | 1 | 7 | ... | ... | ... | 3 | 1 | 2 | 4 | ... | 4 | 1 | ... | 1 |
| George Town | 264 | 131 | 133 | 8 | 2 | 6 | 64 | 33 | 31 | 177 | 80 | 88 | 15 | 7 | 8 |
| Glamorgan | 22 | 10 | 12 | ... | ... | ... | 1 | ... | 1 | 14 | 6 | 8 | 7 | 4 | 3 |
| Glenorchy..... | 428 | 217 | 211 | 3 | 2 | 1 | 49 | 25 | 24 | 303 | 145 | 158 | 73 | 45 | 28 |
| Kingborough | 343 | 147 | 196 | 2 | ... | 2 | 34 | 7 | 27 | 252 | 122 | 130 | 55 | 18 | 37 |
| Longford | 101 | 42 | 59 | ... | ... | ... | 14 | 6 | 8 | 77 | 33 | 44 | 10 | 3 | 7 |
| New Norfolk | 50 | 23 | 27 | ... | ... | ... | 9 | 7 | 2 | 37 | 15 | 22 | 4 | 1 | 3 |
| Outlands | 148 | 83 | 65 | 4 | ... | 4 | 22 | 8 | 14 | 105 | 60 | 45 | 17 | 15 | 2 |
| Richmond | 50 | 33 | 17 | ... | ... | ... | 1 | 1 | ... | 42 | 30 | 12 | 7 | 2 | 5 |
| Ringarooma | 152 | 75 | 77 | 5 | 4 | 1 | 25 | 8 | 17 | 112 | 56 | 56 | 10 | 7 | 3 |
| Selby | 157 | 83 | 74 | 4 | 1 | 3 | 24 | 14 | 10 | 96 | 48 | 48 | 33 | 20 | 13 |
| Sorell..... | 94 | 42 | 52 | 1 | 1 | ... | 7 | 1 | 6 | 69 | 32 | 37 | 17 | 8 | 9 |
| Wellington | 311 | 143 | 168 | 11 | 9 | 2 | 50 | 26 | 24 | 229 | 101 | 128 | 21 | 7 | 14 |
| Westbury | 225 | 104 | 121 | 2 | 1 | 1 | 31 | 20 | 11 | 164 | 74 | 90 | 28 | 9 | 19 |

Education at Home, 1891.

TABLE XIX.—Showing the Number of Children and Young Persons between 3 and 21 Years of Age receiving Instruction at Home, in Urban, Rural, and Electoral Districts.

| | Total receiving Instruction at Home. | | | 3 - 5. | | | 5 - 7. | | | 7 - 14. | | | 14 - 21. | | |
|--------------------------|--------------------------------------|--------|----------|----------|--------|----------|----------|--------|----------|----------|--------|----------|----------|--------|----------|
| | Persons. | Males. | Females. | Persons. | Males. | Females. | Persons. | Males. | Females. | Persons. | Males. | Females. | Persons. | Males. | Females. |
| The whole Colony | 4047 | 1767 | 2280 | 567 | 227 | 340 | 1022 | 489 | 533 | 2222 | 976 | 1246 | 236 | 75 | 161 |
| Ages 3 to 15 years | 3936 | 1734 | 2202 | 567 | 227 | 340 | 1022 | 489 | 533 | 2222 | 976 | 1246 | 125 | 42 | 83 |
| Ages 15 to 21 „ | 111 | 33 | 78 | ... | ... | ... | ... | ... | ... | ... | ... | ... | 111 | 33 | 78. |
| City of Hobart | 375 | 181 | 194 | 101 | 72 | 29 | 110 | 50 | 60 | 138 | 52 | 86 | 26 | 7 | 19 |
| City of Launceston | 293 | 121 | 172 | 41 | 23 | 18 | 87 | 42 | 45 | 142 | 51 | 91 | 23 | 5 | 18 |
| Rural Districts..... | 3379 | 1465 | 1914 | 425 | 122 | 303 | 825 | 397 | 428 | 1942 | 873 | 1069 | 187 | 63 | 124 |
| Hobart, North | 113 | 39 | 74 | 18 | 6 | 12 | 38 | 13 | 25 | 46 | 18 | 28 | 11 | 2 | 9 |
| „ South..... | 142 | 92 | 50 | 45 | 41 | 4 | 37 | 24 | 13 | 53 | 24 | 29 | 7 | 3 | 4 |
| „ West..... | 120 | 50 | 70 | 38 | 25 | 13 | 35 | 13 | 22 | 39 | 10 | 29 | 8 | 2 | 6 |
| Launceston, North | 122 | 50 | 72 | 25 | 7 | 18 | 43 | 19 | 24 | 48 | 22 | 26 | 6 | 2 | 4 |
| „ South..... | 171 | 71 | 100 | 16 | 16 | ... | 44 | 23 | 21 | 94 | 29 | 65 | 17 | 3 | 14 |
| Brighton..... | 99 | 44 | 55 | 18 | 8 | 10 | 20 | 8 | 12 | 53 | 25 | 28 | 8 | 3 | 5 |
| Campbell Town | 172 | 86 | 86 | 17 | 9 | 8 | 38 | 21 | 17 | 107 | 52 | 55 | 10 | 4 | 6 |
| Cressy..... | 80 | 33 | 47 | 8 | ... | 8 | 24 | 15 | 9 | 45 | 16 | 29 | 3 | 2 | 1 |
| Cumberland | 332 | 117 | 215 | 57 | 2 | 55 | 114 | 52 | 62 | 149 | 59 | 90 | 12 | 4 | 8 |
| Devon, East .. | 96 | 49 | 47 | 7 | 4 | 3 | 26 | 15 | 11 | 60 | 29 | 31 | 3 | 1 | 2 |
| Devon, West..... | 171 | 71 | 100 | 15 | 1 | 14 | 42 | 19 | 23 | 104 | 48 | 56 | 10 | 3 | 7 |
| Deloraine..... | 154 | 78 | 76 | 6 | 3 | 3 | 35 | 18 | 17 | 106 | 53 | 53 | 7 | 4 | 3 |
| Evandale..... | 54 | 20 | 34 | ... | ... | ... | 12 | 4 | 8 | 36 | 14 | 22 | 6 | 2 | 4 |
| Fingal | 156 | 66 | 90 | 10 | 3 | 7 | 38 | 18 | 20 | 98 | 41 | 57 | 10 | 4 | 6 |
| Franklin..... | 81 | 38 | 43 | 4 | 2 | 2 | 19 | 17 | 2 | 47 | 16 | 31 | 11 | 3 | 8 |
| George Town..... | 268 | 64 | 204 | 107 | ... | 107 | 37 | ... | 37 | 117 | 60 | 57 | 7 | 4 | 3 |
| Glamorgan..... | 129 | 72 | 57 | 5 | 3 | 2 | 27 | 11 | 16 | 88 | 55 | 33 | 9 | 3 | 6 |
| Glenorchy..... | 160 | 77 | 83 | 45 | 31 | 14 | 52 | 26 | 26 | 51 | 16 | 35 | 12 | 4 | 8 |
| Kingborough..... | 240 | 95 | 145 | 3 | 1 | 2 | 52 | 22 | 30 | 169 | 67 | 102 | 18 | 5 | 11 |
| Longford | 46 | ... | 46 | 2 | ... | 2 | 5 | ... | 5 | 32 | ... | 32 | 7 | ... | 7 |
| New Norfolk | 114 | 51 | 63 | 11 | 6 | 5 | 35 | 20 | 15 | 64 | 24 | 40 | 4 | 1 | 3 |
| Oatlands | 72 | 34 | 38 | 6 | ... | 6 | 11 | ... | 11 | 49 | 31 | 18 | 6 | 3 | 3 |
| Richmond..... | 81 | 41 | 40 | ... | ... | ... | 16 | 9 | 7 | 64 | 31 | 33 | 1 | 1 | ... |
| Ringarooma..... | 171 | 86 | 85 | 11 | 8 | 3 | 28 | 17 | 11 | 117 | 58 | 59 | 15 | 3 | 12 |
| Selby | 281 | 140 | 141 | 64 | 30 | 34 | 88 | 50 | 38 | 119 | 59 | 60 | 10 | 1 | 9 |
| Sorell..... | 119 | 60 | 59 | 14 | 14 | ... | 25 | 11 | 14 | 76 | 33 | 43 | 4 | 2 | 2 |
| Wellington..... | 110 | 48 | 62 | 4 | 3 | 1 | 27 | 10 | 17 | 72 | 34 | 38 | 7 | 1 | 6 |
| Westbury..... | 193 | 95 | 98 | 11 | 4 | 7 | 54 | 34 | 20 | 119 | 52 | 67 | 9 | 5 | 4 |

School Attendance—Children not recorded as receiving Instruction.

TABLE XX.—Showing the Number of Children between 3 and 14 Years of Age of whom there is no record as to receiving Instruction, either at School or at Home, in Urban, Rural, and Electoral Districts.

| | Total 3 to 14. | | | 3 - 5. | | | 5 - 7. | | | 7 - 14. | | |
|-------------------------|----------------|--------|----------|----------|--------|----------|----------|--------|----------|----------|--------|----------|
| | Persons. | Males. | Females. | Persons. | Males. | Females. | Persons. | Males. | Females. | Persons. | Males. | Females. |
| The whole Colony | 16,698 | 8480 | 8218 | 7689 | 3900 | 3789 | 4199 | 2158 | 2041 | 4810 | 2422 | 2388 |
| City of Hobart | 2282 | 1051 | 931 | 1037 | 484 | 553 | 499 | 214 | 285 | 746 | 353 | 393 |
| City of Launceston..... | 1367 | 685 | 682 | 804 | 391 | 413 | 259 | 131 | 128 | 304 | 163 | 141 |
| Rural Districts | 13,049 | 6784 | 6605 | 5848 | 3035 | 2823 | 3441 | 1813 | 1628 | 3760 | 1906 | 1854 |
| Hobart, North | 791 | 405 | 386 | 340 | 154 | 186 | 168 | 79 | 89 | 283 | 172 | 111 |
| " South..... | 708 | 253 | 455 | 317 | 146 | 171 | 146 | 42 | 104 | 245 | 65 | 180 |
| " West | 783 | 393 | 390 | 380 | 184 | 196 | 185 | 93 | 92 | 218 | 116 | 102 |
| Launceston, North | 570 | 298 | 272 | 344 | 189 | 155 | 107 | 58 | 49 | 119 | 51 | 68 |
| " South | 797 | 387 | 410 | 460 | 202 | 258 | 152 | 73 | 79 | 185 | 112 | 73 |
| Brighton | 426 | 211 | 215 | 183 | 93 | 90 | 132 | 61 | 71 | 111 | 57 | 54 |
| Campbell Town..... | 303 | 156 | 149 | 140 | 70 | 70 | 90 | 43 | 47 | 78 | 43 | 30 |
| Cressy | 279 | 162 | 147 | 123 | 72 | 51 | 66 | 33 | 33 | 90 | 57 | 33 |
| Cumberland | 567 | 333 | 234 | 247 | 158 | 89 | 108 | 58 | 50 | 212 | 117 | 95 |
| Devon, East..... | 1491 | 744 | 747 | 629 | 331 | 298 | 400 | 198 | 202 | 462 | 215 | 247 |
| Devon, West..... | 708 | 398 | 310 | 338 | 188 | 150 | 195 | 123 | 72 | 175 | 87 | 88 |
| Deloraine | 724 | 394 | 330 | 301 | 153 | 148 | 181 | 105 | 76 | 242 | 136 | 106 |
| Evandale | 457 | 244 | 213 | 177 | 89 | 88 | 115 | 62 | 53 | 165 | 93 | 72 |
| Fingal | 633 | 320 | 313 | 304 | 149 | 155 | 149 | 76 | 73 | 180 | 95 | 85 |
| Franklin | 509 | 256 | 253 | 251 | 134 | 117 | 167 | 82 | 85 | 91 | 40 | 51 |
| George Town | 263 | 200 | 63 | 113 | 111 | 2 | 57 | 51 | 6 | 93 | 38 | 55 |
| Glamorgan | 317 | 156 | 161 | 132 | 65 | 67 | 79 | 47 | 32 | 106 | 44 | 62 |
| Glenorchy | 542 | 262 | 280 | 246 | 117 | 129 | 134 | 69 | 65 | 162 | 76 | 86 |
| Kingborough | 963 | 482 | 481 | 425 | 189 | 236 | 281 | 168 | 113 | 257 | 125 | 132 |
| Longford | 453 | 223 | 230 | 197 | 89 | 108 | 149 | 77 | 72 | 107 | 57 | 50 |
| New Norfolk | 552 | 280 | 272 | 227 | 106 | 121 | 148 | 73 | 75 | 177 | 101 | 76 |
| Oatlands | 534 | 253 | 281 | 195 | 99 | 96 | 153 | 77 | 76 | 186 | 77 | 109 |
| Richmond | 357 | 166 | 191 | 166 | 88 | 78 | 102 | 40 | 62 | 89 | 38 | 51 |
| Ringarooma..... | 563 | 304 | 259 | 256 | 129 | 127 | 130 | 69 | 61 | 177 | 106 | 71 |
| Selby | 341 | 176 | 165 | 203 | 104 | 99 | 69 | 32 | 37 | 69 | 40 | 29 |
| Sorell | 555 | 290 | 275 | 236 | 116 | 120 | 152 | 82 | 70 | 177 | 92 | 85 |
| Wellington..... | 1042 | 514 | 528 | 492 | 243 | 249 | 280 | 138 | 142 | 270 | 133 | 137 |
| Westbury | 460 | 220 | 240 | 267 | 132 | 135 | 104 | 49 | 55 | 89 | 39 | 50 |

T A S M A N I A.

C E N S U S 1 8 9 1.

PART VI.

SICKNESS AND INFIRMITY.

Date of Enumeration, April 5, 1891.

PART VI. SICKNESS AND INFIRMITY.

| Table | Page |
|---|------|
| I. Showing the Number of Sick and Infirm, and Proportion per 10,000 of Living Population, at last two Censuses under each description of Infirmitv | 133 |
| II. Showing the Number of Persons of the Living Population under each description of Infirmitv at each Quinquennial Period of Age, Census 1891, (Numerical) | 134 |
| III. Ditto, ditto, (Centesimal)..... | 134 |
| IV. Ditto, ditto, (Numerical), Males | 135 |
| V. Ditto, ditto, (Centesimal), Males | 135 |
| VI. Ditto, ditto, (Numerical), Females..... | 136 |
| VII. Ditto, ditto, (Centesimal), Females | 137 |
| VIII. Showing the Number and Proportion in every 10,000 living under each description of Infirmitv in Urban and Rural Districts | 138 |
| IX. Showing the Number and Proportion in every 10,000 living under each description of Infirmitv in respect to Breadwinners and Dependents under various Classes of Occupations | 139 |
| X. Showing the Number of Males and Females under each description of Infirmitv in each Electoral District..... | 140 |
| XI. Showing at various Periods of Age the Number of Males and Females under each description of Infirmitv | 142 |
| XII. Showing the Number and Occupations of Males and Females under each description of Infirmitv in the Colony | 144 |

CENSUS OF TASMANIA.

SICKNESS AND INFIRMITY.

Sickness and Infirmary.

TABLE I.—Showing the Number of Sick and Infirm, and Proportion per 10,000 of the living Population of Persons, Males and Females, at the last two Censuses, 1881 and 1891, under each description of Infirmary.

| Nature of Infirmary. | Number of Sick and Infirm. | | | | | | Proportion per 10,000 living. | | | | | |
|--|----------------------------|--------|----------|----------|--------|----------|-------------------------------|--------|----------|----------|--------|----------|
| | 1881. | | | 1891. | | | 1881. | | | 1891. | | |
| | Persons. | Males. | Females. | Persons. | Males. | Females. | Persons. | Males. | Females. | Persons. | Males. | Females. |
| Totals | 2646 | 1491 | 1155 | 3416 | 2097 | 1319 | 228·68 | 243·77 | 211·75 | 232·90 | 270·37 | 190·86 |
| Totals, less Epileptics, Crippled, and Deformed | 2646 | 1491 | 1155 | 1969 | 1136 | 833 | 228·68 | 243·77 | 211·75 | 134·24 | 146·47 | 120·54 |
| Sick | 1751 | 913 | 838 | 1169 | 659 | 510 | 151·33 | 149·28 | 153·64 | 79·70 | 84·97 | 73·80 |
| Accident (suffering from) | 225 | 179 | 46 | 152 | 132 | 20 | 19·44 | 29·27 | 8·43 | 10·36 | 17·02 | 2·89 |
| Deaf and Dumb | 63 | 31 | 32 | 54 | 27 | 27 | 5·44 | 5·06 | 5·87 | 3·68 | 3·48 | 3·91 |
| Blind | 185 | 131 | 54 | 165 | 97 | 68 | 16·00 | 21·42 | 9·90 | 11·25 | 12·51 | 9·84 |
| Insane | 346 | 206 | 140 | 383 | 204 | 179 | 29·90 | 33·68 | 25·66 | 26·11 | 26·30 | 25·90 |
| Idiotic | 76 | 31 | 45 | 46 | 17 | 29 | 6·57 | 5·06 | 8·25 | 3·14 | 2·19 | 4·20 |
| Epileptic | } Not given } | | | 37 | 21 | 16 | } Not given } | | | 2·52 | 2·71 | 2·31 |
| Crippled, Deformed, and other Infirmities | | | | 1410 | 940 | 470 | | | | 96·14 | 121·19 | 68·01 |

| | Persons. | Males. | Females. |
|--|----------|--------|----------|
| Total Population of Colony per Census 1881 | 115,705 | 61,162 | 54,543 |
| " " " 1891 | 146,667 | 77,560 | 69,107 |

Summary by Quinquennial Age-Periods.

TABLE II.—Showing the Number of Persons of the living Population suffering from each description of Infirmary at each Quinquennial Period of Age, according to the Census Returns of 1891.

PERSONS—NUMERICAL.

| Ages. | Total Population. | Total Cases of Infirmary. | Sick. | Suffering from Accident. | Deaf and Dumb. | Blind. | Insane. | Idiotic. | Epileptic. | Crippled, deformed, and other infirmities. |
|-------------------|-------------------|---------------------------|-------|--------------------------|----------------|--------|---------|----------|------------|--|
| All Ages | 146,667 | 3416 | 1169 | 152 | 54 | 165 | 383 | 46 | 37 | 1410 |
| Specified | 146,077 | 3412 | 1169 | 152 | 54 | 165 | 380 | 45 | 37 | 1410 |
| 0 - 5 years | 21,466 | 66 | 36 | 2 | 2 | 2 | ... | ... | ... | 24 |
| 5 - 65 | 117,884 | 2367 | 855 | 127 | 48 | 73 | 292 | 43 | 35 | 894 |
| 65 and over | 6727 | 979 | 278 | 23 | 4 | 90 | 88 | 2 | 2 | 492 |
| 0 - 5 | 21,466 | 66 | 36 | 2 | 2 | 2 | ... | ... | ... | 24 |
| 5 - 10 | 19,399 | 120 | 54 | 4 | 7 | 4 | 1 | 2 | ... | 48 |
| 10 - 15 | 16,461 | 161 | 68 | 9 | 7 | 4 | 4 | 12 | 4 | 53 |
| 15 - 20 | 13,893 | 215 | 100 | 14 | 7 | 4 | 7 | 4 | 7 | 72 |
| 20 - 25 | 13,737 | 208 | 91 | 12 | 8 | 4 | 18 | 6 | 5 | 64 |
| 25 - 30 | 13,322 | 224 | 88 | 20 | 5 | 2 | 28 | 6 | 5 | 70 |
| 30 - 35 | 10,831 | 237 | 85 | 11 | 5 | 4 | 38 | 5 | 1 | 88 |
| 35 - 40 | 7799 | 227 | 77 | 12 | 6 | 8 | 33 | 3 | 2 | 86 |
| 40 - 45 | 5981 | 196 | 60 | 8 | ... | 10 | 36 | 2 | 2 | 78 |
| 45 - 50 | 4915 | 149 | 46 | 11 | ... | 5 | 24 | 1 | 3 | 59 |
| 50 - 55 | 4438 | 197 | 64 | 5 | ... | 6 | 33 | 1 | ... | 88 |
| 55 - 60 | 3719 | 189 | 50 | 14 | 1 | 7 | 40 | 1 | 3 | 73 |
| 60 - 65 | 3389 | 244 | 72 | 7 | 2 | 15 | 30 | ... | 3 | 115 |
| 65 - 70 | 2462 | 246 | 60 | 9 | 1 | 18 | 30 | ... | 1 | 127 |
| 70 - 75 | 2171 | 320 | 97 | 9 | 1 | 20 | 34 | 2 | 1 | 156 |
| 75 - 80 | 1191 | 205 | 59 | 2 | 2 | 22 | 16 | ... | ... | 104 |
| 80 - 85 | 629 | 135 | 43 | 2 | ... | 16 | 7 | ... | ... | 67 |
| 85 and over | 274 | 73 | 19 | 1 | ... | 14 | 1 | ... | ... | 38 |

Summary by Quinquennial Age-Periods.

TABLE III.—Showing the Proportion of Persons to every 10,000 of the living Population suffering from each description of Infirmary at each Quinquennial Period of Age, according to the Census Returns of 1891.

PERSONS.—CENTESIMAL.

| Ages. | Total Population. | Total Cases of Infirmary. | Sick. | Suffering from Accident. | Deaf and Dumb. | Blind. | Insane. | Idiotic. | Epileptic. | Crippled, Deformed, and other Infirmities. |
|-------------------|-------------------|---------------------------|--------|--------------------------|----------------|--------|---------|----------|------------|--|
| All Ages | 146,667 | 232·90 | 79·70 | 10·36 | 3·68 | 11·25 | 26·11 | 3·14 | 2·52 | 96·14 |
| Specified | 146,077 | 233·57 | 80·02 | 10·41 | 3·70 | 11·30 | 26·01 | 3·08 | 2·53 | 96·52 |
| 0 - 5 years | 21,466 | 30·74 | 16·77 | 0·93 | 0·93 | 0·93 | ... | ... | ... | 11·18 |
| 5 - 65 | 117,884 | 200·77 | 72·52 | 10·77 | 4·07 | 6·19 | 24·77 | 3·65 | 2·97 | 75·83 |
| 65 and over | 6727 | 1455·33 | 413·26 | 34·19 | 5·95 | 133·79 | 130·82 | 2·97 | 2·97 | 731·38 |
| 0 - 5 | 21,466 | 30·74 | 16·77 | 0·93 | 0·93 | 0·93 | ... | ... | ... | 11·18 |
| 5 - 10 | 19,399 | 61·86 | 27·84 | 2·06 | 3·61 | 2·06 | 0·52 | 1·03 | ... | 24·74 |
| 10 - 15 | 16,461 | 97·81 | 41·81 | 5·47 | 4·25 | 2·43 | 2·43 | 7·29 | 2·43 | 32·20 |
| 15 - 20 | 13,893 | 154·76 | 71·98 | 10·08 | 5·04 | 2·88 | 5·04 | 2·88 | 5·04 | 51·82 |
| 20 - 25 | 13,737 | 151·41 | 66·24 | 8·74 | 5·82 | 2·91 | 13·10 | 4·37 | 3·64 | 46·59 |
| 25 - 30 | 13,322 | 168·14 | 66·06 | 15·01 | 3·75 | 1·50 | 21·02 | 4·50 | 3·75 | 52·55 |
| 30 - 35 | 10,831 | 218·82 | 78·48 | 10·16 | 4·62 | 3·69 | 35·08 | 4·62 | ·92 | 81·25 |
| 35 - 40 | 7799 | 291·06 | 98·73 | 15·39 | 7·69 | 10·26 | 42·31 | 3·85 | 2·56 | 110·27 |
| 40 - 45 | 5981 | 327·70 | 100·32 | 13·38 | ... | 16·72 | 60·19 | 3·34 | 3·34 | 130·41 |
| 45 - 50 | 4915 | 303·15 | 93·59 | 22·38 | ... | 10·17 | 48·83 | 2·04 | 6·10 | 120·04 |
| 50 - 55 | 4438 | 443·89 | 144·21 | 11·26 | ... | 13·52 | 74·36 | 2·25 | ... | 198·29 |
| 55 - 60 | 3719 | 508·20 | 134·44 | 37·64 | 2·69 | 18·82 | 107·56 | 2·69 | 8·07 | 196·29 |
| 60 - 65 | 3389 | 719·97 | 212·45 | 20·66 | 5·90 | 44·26 | 88·52 | ... | 8·85 | 339·33 |
| 65 - 70 | 2462 | 999·18 | 243·70 | 36·56 | 4·06 | 73·11 | 121·85 | ... | 4·06 | 515·84 |
| 70 - 75 | 2171 | 1473·98 | 446·80 | 41·46 | 4·61 | 92·12 | 156·61 | 9·21 | 4·61 | 718·56 |
| 75 - 80 | 1191 | 1721·24 | 495·38 | 16·79 | 16·79 | 184·72 | 134·34 | ... | ... | 873·22 |
| 80 - 85 | 629 | 2146·26 | 683·62 | 31·80 | ... | 254·37 | 111·29 | ... | ... | 1065·18 |
| 85 and over | 274 | 2664·23 | 693·43 | 36·49 | ... | 510·95 | 36·50 | ... | ... | 1388·86 |

Summary by Quinquennial Age-Periods.

TABLE IV.—Showing the Number of Males of the living Population suffering from each description of Infirmary at each Quinquennial Period of Age, according to the Census Returns of 1891.

MALES (NUMERICAL).

| Ages. | Total Population. | Total Cases of Infirmary. | Sick. | Suffering from Accident. | Deaf and Dumb. | Blind. | Insane. | Idiotic. | Epileptic. | Crippled, Deformed, and other Infirmities. |
|-------------------|-------------------|---------------------------|-------|--------------------------|----------------|--------|---------|----------|------------|--|
| All Ages | 77,560 | 2097 | 659 | 132 | 27 | 97 | 204 | 17 | 21 | 940 |
| Specified | 76,990 | 2094 | 659 | 132 | 27 | 97 | 201 | 17 | 21 | 940 |
| 0 - 5 years | 10,839 | 37 | 20 | 1 | ... | 2 | ... | ... | ... | 14 |
| 5 - 65 | 61,853 | 1371 | 455 | 112 | 24 | 37 | 147 | 17 | 19 | 560 |
| 65 and over | 4298 | 686 | 184 | 19 | 3 | 58 | 54 | ... | 2 | 366 |
| 0 - 5 | 10,839 | 37 | 20 | 1 | ... | 2 | ... | ... | ... | 14 |
| 5 - 10 | 9879 | 74 | 35 | 2 | 5 | ... | ... | 1 | ... | 31 |
| 10 - 15 | 8284 | 82 | 33 | 9 | 2 | 1 | 3 | 6 | 1 | 27 |
| 15 - 20 | 7073 | 134 | 53 | 12 | 3 | 4 | 5 | 1 | 5 | 51 |
| 20 - 25 | 7154 | 120 | 55 | 12 | 3 | 1 | 10 | 1 | 1 | 37 |
| 25 - 30 | 7263 | 137 | 45 | 18 | 2 | 2 | 17 | 2 | 2 | 49 |
| 30 - 35 | 5901 | 135 | 41 | 10 | 3 | 4 | 16 | 3 | ... | 58 |
| 35 - 40 | 4360 | 131 | 30 | 12 | 4 | 5 | 17 | 1 | 2 | 60 |
| 40 - 45 | 3233 | 115 | 31 | 7 | ... | 5 | 21 | 2 | 1 | 48 |
| 45 - 50 | 2574 | 84 | 28 | 9 | ... | 2 | 11 | ... | 3 | 31 |
| 50 - 55 | 2295 | 111 | 36 | 5 | ... | 3 | 15 | ... | ... | 52 |
| 55 - 60 | 1935 | 107 | 23 | 10 | 1 | 5 | 17 | ... | 3 | 48 |
| 60 - 65 | 1902 | 141 | 45 | 6 | 1 | 5 | 15 | ... | 1 | 68 |
| 65 - 70 | 1493 | 154 | 32 | 7 | ... | 11 | 16 | ... | 1 | 87 |
| 70 - 75 | 1405 | 234 | 66 | 8 | 1 | 16 | 21 | ... | 1 | 121 |
| 75 - 80 | 790 | 150 | 42 | 2 | 2 | 14 | 12 | ... | ... | 78 |
| 80 - 85 | 420 | 93 | 30 | 2 | ... | 8 | 4 | ... | ... | 49 |
| 85 and over | 190 | 55 | 14 | ... | ... | 9 | 1 | ... | ... | 31 |

Sickness and Infirmary.

TABLE V.—Showing the Proportion of Males to every 10,000 Males of the living Population suffering from each description of Infirmary at each Quinquennial Period of Age, according to the Census Returns of 1891.

MALES.—(CENTESIMAL.)

| Ages. | Total Population, (Males.) | Total Cases of Infirmary. | Sick. | Suffering from Accident. | Deaf and Dumb. | Blind. | Insane. | Idiotic. | Epileptic. | Crippled, Deformed, and other Infirmities. |
|-------------------|----------------------------|---------------------------|--------|--------------------------|----------------|--------|---------|----------|------------|--|
| All Ages | 77,560 | 270·37 | 84·97 | 17·02 | 3·48 | 12·51 | 26·30 | 2·19 | 2·71 | 121·19 |
| Specified | 76,990 | 271·98 | 85·59 | 17·14 | 3·51 | 12·60 | 26·11 | 2·21 | 2·73 | 122·09 |
| 0 - 5 years | 10,839 | 34·14 | 18·45 | 0·92 | ... | 1·85 | ... | ... | ... | 12·92 |
| 5 - 65 | 61,853 | 221·66 | 73·56 | 18·11 | 3·88 | 5·98 | 23·77 | 2·75 | 3·07 | 90·54 |
| 65 and over | 4298 | 1596·09 | 428·10 | 44·21 | 6·98 | 134·95 | 125·64 | ... | 4·65 | 851·56 |
| 0 - 5 | 10,839 | 34·14 | 18·45 | 0·92 | ... | 1·85 | ... | ... | ... | 12·92 |
| 5 - 10 | 9879 | 74·90 | 35·43 | 2·02 | 5·06 | ... | ... | 1·01 | ... | 31·38 |
| 10 - 15 | 8284 | 98·98 | 39·84 | 10·86 | 2·41 | 1·21 | 3·62 | 7·24 | 1·21 | 32·59 |
| 15 - 20 | 7073 | 189·45 | 74·93 | 16·97 | 4·24 | 5·65 | 7·07 | 1·41 | 7·07 | 72·11 |
| 20 - 25 | 7154 | 167·74 | 76·88 | 16·77 | 4·19 | 1·40 | 13·98 | 1·40 | 1·40 | 51·72 |
| 25 - 30 | 7263 | 188·63 | 61·96 | 24·78 | 2·75 | 2·75 | 23·41 | 2·75 | 2·76 | 67·47 |
| 30 - 35 | 5901 | 228·77 | 69·48 | 16·95 | 5·08 | 6·78 | 27·11 | 5·08 | ... | 98·29 |
| 35 - 40 | 4360 | 300·46 | 68·81 | 27·52 | 9·17 | 11·47 | 38·99 | 2·29 | 4·59 | 137·62 |
| 40 - 45 | 3233 | 355·71 | 95·89 | 21·65 | ... | 15·46 | 64·96 | 6·19 | 3·09 | 148·47 |
| 45 - 50 | 2574 | 326·34 | 108·78 | 34·96 | ... | 7·77 | 42·73 | ... | 11·66 | 120·44 |
| 50 - 55 | 2295 | 483·66 | 156·86 | 21·79 | ... | 13·07 | 65·36 | ... | ... | 226·58 |
| 55 - 60 | 1935 | 552·97 | 118·86 | 51·68 | 5·17 | 25·84 | 87·86 | ... | 15·50 | 248·06 |
| 60 - 65 | 1902 | 741·33 | 236·59 | 31·55 | 5·26 | 26·29 | 78·86 | ... | 5·26 | 357·52 |
| 65 - 70 | 1493 | 1031·48 | 214·33 | 46·88 | ... | 73·68 | 107·17 | ... | 6·70 | 582·72 |
| 70 - 75 | 1405 | 1665·48 | 469·75 | 56·94 | 7·12 | 113·88 | 149·47 | ... | 7·11 | 861·21 |
| 75 - 80 | 790 | 1898·73 | 531·64 | 25·32 | 25·32 | 177·21 | 151·90 | ... | ... | 987·34 |
| 80 - 85 | 420 | 2214·29 | 714·28 | 47·62 | ... | 190·48 | 95·24 | ... | ... | 1166·67 |
| 85 and over | 190 | 2894·73 | 736·84 | ... | ... | 473·68 | 52·63 | ... | ... | 1631·58 |

Summary by Quinquennial Age-Periods.

TABLE VI.—Showing the Number of Females of the living Population suffering from each description of Infirmity at each Quinquennial Period of Age, according to the Census Returns, 1891.

FEMALES (NUMERICAL).

| Ages. | Total Population. | Total Cases of Infirmity. | Sick. | Suffering from Accident. | Deaf and Dumb. | Blind. | Insane. | Idiotic. | Epileptic. | Crippled, Deformed, and other Infirmities. |
|-------------------|-------------------|---------------------------|-------|--------------------------|----------------|--------|---------|----------|------------|--|
| All Ages..... | 69,107 | 1319 | 510 | 20 | 27 | 68 | 179 | 29 | 16 | 470 |
| Specified | 69,087 | 1318 | 510 | 20 | 27 | 68 | 179 | 28 | 16 | 470 |
| 0 - 5 years | 10,627 | 29 | 16 | 1 | 2 | ... | ... | ... | ... | 10 |
| 5 - 65 | 56,031 | 996 | 400 | 15 | 24 | 36 | 145 | 26 | 16 | 334 |
| 65 and over | 2429 | 293 | 94 | 4 | 1 | 32 | 34 | 2 | ... | 126 |
| 0 - 5 | 10,627 | 29 | 16 | 1 | 2 | ... | ... | ... | ... | 10 |
| 5 - 10 | 9520 | 46 | 19 | 2 | 2 | 4 | 1 | 1 | ... | 17 |
| 10 - 15 | 8177 | 79 | 35 | ... | 5 | 3 | 1 | 6 | 3 | 26 |
| 15 - 20 | 6820 | 81 | 47 | 2 | 4 | ... | 2 | 3 | 2 | 21 |
| 20 - 25 | 6583 | 88 | 36 | ... | 5 | 3 | 8 | 5 | 4 | 27 |
| 25 - 30 | 6059 | 87 | 43 | 2 | 3 | ... | 11 | 4 | 3 | 21 |
| 30 - 35 | 4930 | 102 | 44 | 1 | 2 | ... | 22 | 2 | 1 | 30 |
| 35 - 40 | 3439 | 96 | 47 | ... | 2 | 3 | 16 | 2 | ... | 26 |
| 40 - 45 | 2748 | 81 | 29 | 1 | ... | 5 | 15 | ... | 1 | 30 |
| 45 - 50 | 2341 | 65 | 18 | 2 | ... | 3 | 13 | 1 | ... | 28 |
| 50 - 55 | 2143 | 86 | 28 | ... | ... | 3 | 18 | 1 | ... | 36 |
| 55 - 60 | 1784 | 82 | 27 | 4 | ... | 2 | 23 | 1 | ... | 25 |
| 60 - 65 | 1487 | 103 | 27 | 1 | 1 | 10 | 15 | ... | 2 | 47 |
| 65 - 70 | 969 | 92 | 28 | 2 | 1 | 7 | 14 | ... | ... | 40 |
| 70 - 75 | 766 | 86 | 31 | 1 | ... | 4 | 13 | 2 | ... | 35 |
| 75 - 80 | 401 | 55 | 17 | ... | ... | 8 | 4 | ... | ... | 26 |
| 80 - 85 | 209 | 42 | 13 | ... | ... | 8 | 3 | ... | ... | 18 |
| 85 and over..... | 84 | 18 | 5 | 1 | ... | 5 | ... | ... | ... | 7 |

Summary by Quinquennial Age-Periods.

TABLE VII.—Showing the Proportion of Females to every 10,000 Females of the living Population suffering from each description of Infirmary, at each Quinquennial Period of Age, according to the Census Returns of 1891.

FEMALES (CENTESIMAL.)

| Ages. | Total Population, (Females.) | Total Cases of Infirmary. | Sick. | Suffering from Accident. | Deaf and Dumb. | Blind. | Insane. | Idiotic. | Epileptic. | Crippled, Deformed, and other Infirmities. |
|-------------------|------------------------------------|---------------------------------|--------|--------------------------------|-------------------|--------|---------|----------|------------|---|
| All Ages | 69,107 | 190·86 | 73·80 | 2·89 | 3·91 | 9·84 | 25·90 | 4·20 | 2·31 | 68·01 |
| Specified | 69,087 | 190·77 | 73·82 | 2·89 | 3·91 | 9·84 | 25·91 | 4·05 | 2·32 | 68·03 |
| 0 - 5 years | 10,627 | 27·29 | 15·06 | 0·94 | 1·88 | ... | ... | ... | ... | 9·41 |
| 5 - 65 „ | 56,031 | 177·76 | 71·40 | 2·68 | 4·28 | 6·42 | 25·88 | 4·64 | 2·85 | 59·61 |
| 65 and over | 2429 | 1206·26 | 386·99 | 16·47 | 4·12 | 131·74 | 139·98 | 8·23 | ... | 518·73 |
| 0 - 5 years | 10,627 | 27·29 | 15·06 | 0·94 | 1·88 | ... | ... | ... | ... | 9·41 |
| 5 - 10 | 9520 | 48·32 | 19·96 | 2·10 | 2·10 | 4·20 | 1·05 | 1·05 | ... | 17·86 |
| 10 - 15 | 8177 | 96·61 | 42·80 | ... | 6·11 | 3·67 | 1·22 | 7·34 | 3·67 | 31·80 |
| 15 - 20 | 6820 | 118·77 | 68·92 | 2·93 | 5·87 | ... | 2·93 | 4·40 | 2·93 | 30·79 |
| 20 - 25 | 6583 | 133·68 | 54·69 | ... | 7·59 | 4·56 | 12·15 | 7·60 | 6·08 | 41·01 |
| 25 - 30 | 6059 | 143·59 | 70·97 | 3·30 | 4·95 | ... | 18·16 | 6·60 | 4·95 | 34·66 |
| 30 - 35 | 4930 | 206·90 | 89·25 | 2·03 | 4·06 | ... | 44·62 | 4·06 | 2·03 | 60·85 |
| 35 - 40 | 3439 | 279·15 | 136·67 | ... | 5·82 | 8·72 | 46·52 | 5·82 | ... | 75·60 |
| 40 - 45 | 2748 | 294·76 | 105·53 | 3·64 | ... | 18·19 | 54·59 | ... | 3·64 | 109·17 |
| 45 - 50 | 2341 | 277·66 | 76·89 | 8·54 | ... | 12·82 | 55·53 | 4·27 | ... | 119·61 |
| 50 - 55 | 2143 | 401·31 | 130·66 | ... | ... | 14·00 | 83·99 | 4·67 | ... | 167·99 |
| 55 - 60 | 1784 | 459·64 | 151·35 | 22·42 | ... | 11·21 | 128·92 | 5·61 | ... | 140·13 |
| 60 - 65 | 1487 | 692·67 | 181·57 | 6·73 | 6·73 | 67·25 | 100·87 | ... | 13·45 | 316·07 |
| 65 - 70 | 969 | 949·43 | 288·95 | 20·64 | 10·32 | 72·24 | 144·48 | ... | ... | 412·80 |
| 70 - 75 | 766 | 1122·71 | 404·70 | 13·05 | ... | 52·22 | 169·71 | 26·11 | ... | 456·92 |
| 75 - 80 | 401 | 1371·57 | 423·94 | ... | ... | 199·50 | 99·75 | ... | ... | 648·38 |
| 80 - 85 | 209 | 2009·57 | 622·01 | ... | ... | 382·78 | 143·54 | ... | ... | 861·24 |
| 85 and over | 84 | 2142·86 | 595·24 | 119·05 | ... | 595·24 | ... | ... | ... | 833·33 |

Sickness and Infirmary in Urban and Rural Districts, 1891.

TABLE VIII.—Showing the Number and Proportion in every 10,000 living of Persons, Males, and Females suffering from each description of Infirmary in the Colony, in Urban, and in Rural Districts.

| Nature of Infirmary. | Numerical. | | | | | | | | | Proportion per 10,000 living. | | | | | | | | |
|-----------------------------|-------------|--------|----------|------------------|--------|----------|------------------|--------|----------|-------------------------------|--------|----------|------------------|--------|----------|------------------|--------|----------|
| | The Colony. | | | Urban Districts. | | | Rural Districts. | | | The Colony. | | | Urban Districts. | | | Rural Districts. | | |
| | Persons. | Males. | Females. | Persons. | Males. | Females. | Persons. | Males. | Females. | Persons. | Males. | Females. | Persons. | Males. | Females. | Persons. | Males. | Females. |
| Total..... | 3416 | 2097 | 1319 | 1178 | 712 | 466 | 2238 | 1385 | 853 | 232·90 | 270·37 | 190·86 | 279·72 | 347·00 | 215·85 | 214·05 | 242·83 | 179·50 |
| Sickness | 1169 | 659 | 510 | 585 | 334 | 251 | 584 | 325 | 259 | 79·70 | 84·97 | 73·80 | 138·90 | 162·77 | 116·27 | 55·86 | 56·98 | 54·51 |
| Accident | 152 | 132 | 20 | 57 | 46 | 11 | 95 | 86 | 9 | 10·36 | 17·02 | 2·89 | 13·53 | 22·42 | 5·10 | 9·09 | 15·08 | 1·89 |
| Deaf and Dumb | 54 | 27 | 27 | 13 | 7 | 6 | 41 | 20 | 21 | 3·68 | 3·48 | 3·91 | 3·09 | 3·41 | 2·78 | 3·92 | 3·51 | 4·42 |
| Deaf only | 229 | 124 | 105 | 64 | 30 | 34 | 165 | 94 | 71 | 15·61 | 15·99 | 15·19 | 15·20 | 14·62 | 15·75 | 15·78 | 16·48 | 14·94 |
| Blind | 165 | 97 | 68 | 55 | 34 | 21 | 110 | 63 | 47 | 11·25 | 12·51 | 9·84 | 13·06 | 16·57 | 9·73 | 10·52 | 11·05 | 9·89 |
| Insane | 383 | 204 | 179 | 38 | 34 | 4 | 345 | 170 | 175 | 26·11 | 26·30 | 25·90 | 9·02 | 16·57 | 1·85 | 33·00 | 29·81 | 36·83 |
| Idiotic | 46 | 17 | 29 | 14 | 4 | 10 | 32 | 13 | 19 | 3·14 | 2·19 | 4·20 | 3·32 | 1·95 | 4·63 | 3·06 | 2·28 | 4·00 |
| Epileptic | 37 | 21 | 16 | 8 | 3 | 5 | 29 | 18 | 11 | 2·52 | 2·71 | 2·31 | 1·90 | 1·46 | 2·32 | 2·77 | 3·16 | 2·31 |
| Paralytic | 156 | 91 | 65 | 49 | 28 | 21 | 107 | 63 | 44 | 10·64 | 11·73 | 9·41 | 11·63 | 13·65 | 9·73 | 10·23 | 11·05 | 9·26 |
| Crippled | 98 | 75 | 23 | 22 | 15 | 7 | 76 | 60 | 16 | 6·68 | 9·67 | 3·33 | 5·22 | 7·31 | 3·24 | 7·27 | 10·52 | 3·37 |
| Lost a Limb | 95 | 86 | 9 | 23 | 20 | 3 | 72 | 66 | 6 | 6·48 | 11·09 | 1·30 | 5·46 | 9·75 | 1·39 | 6·89 | 11·57 | 1·26 |
| Lost sight of one Eye | 291 | 222 | 69 | 71 | 46 | 25 | 220 | 176 | 44 | 19·84 | 28·62 | 9·99 | 16·86 | 22·42 | 11·58 | 21·04 | 30·86 | 9·26 |
| Other Infirmities | 541 | 342 | 199 | 179 | 111 | 68 | 362 | 231 | 131 | 36·89 | 44·10 | 28·80 | 42·50 | 54·10 | 31·50 | 34·62 | 40·50 | 27·57 |

Occupations of the Sick and Infirm, 1891.

TABLE IX.—Showing in respect of Breadwinners and Dependants, and the various Classes of Occupations, the Number and Proportion per 10,000 living in each Class of Persons suffering from each Description of Infirmary, according to the Census Returns for 1891.

| Nature of Infirmary. | All Classes. | Breadwinners. | | | | | | | Dependants. | | | |
|--------------------------|-----------------|---------------|-----------|-------------|-------------|---|-------------|------------------------|-------------------------------|----------------------------|---|----------------------|
| | | Professional. | Domestic. | Commercial. | Industrial. | Agricultural, Pastoral, and other Primary Producers. | Indefinite. | Total Breadwinners. | Wives, Domestic Duties. | Children and Relatives. | Inmates of Public Institu- tions. | Total Dependants. |
| Total | 3416 | 79 | 110 | 201 | 701 | 523 | 165 | 1779 | 498 | 1023 | 116 | 1637 |
| Sickness | 1169 | 26 | 41 | 76 | 220 | 157 | 53 | 573 | 232 | 335 | 39 | 596 |
| Accident | 152 | 5 | 4 | 16 | 29 | 49 | 10 | 113 | 6 | 33 | ... | 39 |
| Deaf and Dumb | 54 | ... | 1 | 1 | 11 | 8 | ... | 21 | 1 | 32 | ... | 33 |
| Deaf only | 229 | 3 | 8 | 14 | 39 | 57 | 7 | 128 | 47 | 54 | ... | 101 |
| Blind | 165 | 1 | 16 | 4 | 34 | 10 | 31 | 96 | 15 | 49 | 5 | 69 |
| Insane | 383 | 21 | 7 | 14 | 135 | 20 | 8 | 205 | 63 | 47 | 68 | 178 |
| Idiotic | 46 | ... | ... | 1 | 3 | 2 | ... | 6 | 1 | 37 | 2 | 40 |
| Epileptic | 37 | ... | 2 | 2 | 3 | 6 | 1 | 14 | 4 | 19 | ... | 23 |
| Paralytic | 156 | 3 | 3 | 6 | 14 | 14 | 9 | 49 | 27 | 80 | ... | 107 |
| Crippled | 98 | 1 | 3 | 6 | 35 | 12 | 2 | 59 | 4 | 35 | ... | 39 |
| Lost a Limb | 95 | 6 | 1 | 15 | 25 | 27 | 5 | 79 | 4 | 12 | ... | 16 |
| Lost sight of one Eye .. | 291 | 9 | 15 | 21 | 68 | 82 | 10 | 205 | 35 | 51 | ... | 86 |
| Other Infirmities | 541 | 4 | 9 | 25 | 85 | 79 | 29 | 231 | 69 | 239 | 2 | 310 |

Per 10,000 living in each Class.

| | | | | | | | | | | | | |
|--------------------------|--------|--------|--------|--------|--------|--------|---------|--------|--------|--------|--------|--------|
| Total | 232.90 | 201.62 | 153.20 | 209.54 | 437.70 | 221.88 | 1450.00 | 289.70 | 260.30 | 159.02 | 647.00 | 192.02 |
| Sickness | 79.70 | 66.36 | 57.10 | 79.23 | 137.37 | 66.61 | 364.40 | 93.30 | 116.40 | 52.07 | 217.50 | 69.90 |
| Accident | 10.36 | 12.76 | 5.57 | 16.68 | 18.11 | 20.79 | 68.85 | 18.40 | 3.14 | 5.13 | .00 | 4.57 |
| Deaf and Dumb | 3.68 | 7.66 | 1.39 | 1.04 | 6.87 | 3.39 | .00 | 3.42 | .52 | 4.97 | .00 | 3.87 |
| Deaf only | 15.61 | .00 | 11.14 | 14.60 | 24.35 | 24.18 | 48.18 | 20.85 | 24.57 | 8.39 | .00 | 11.85 |
| Blind | 11.25 | 2.55 | 22.28 | 4.17 | 21.23 | 4.24 | 213.42 | 15.63 | 7.84 | 7.62 | 27.88 | 8.09 |
| Insane | 26.11 | 53.60 | 9.75 | 14.60 | 84.60 | 8.49 | 55.08 | 33.38 | 32.93 | 7.31 | 379.25 | 20.88 |
| Idiotic | 3.14 | .00 | .00 | 1.04 | 1.87 | .85 | .00 | .97 | .52 | 5.75 | 11.16 | 4.69 |
| Epileptic | 2.52 | .00 | 2.79 | 2.08 | 1.87 | 2.55 | 6.89 | 2.28 | 2.09 | 2.95 | .00 | 2.70 |
| Paralytic | 10.64 | 7.66 | 4.18 | 6.25 | 8.74 | 5.94 | 61.96 | 7.98 | 14.11 | 12.43 | .00 | 12.55 |
| Crippled | 6.68 | 2.55 | 4.18 | 6.25 | 21.85 | 5.09 | 13.77 | 9.61 | 2.09 | 5.44 | .00 | 4.57 |
| Lost a Limb | 6.48 | 15.31 | 1.39 | 15.63 | 15.61 | 11.46 | 34.42 | 12.86 | 2.09 | 1.87 | .00 | 1.88 |
| Lost sight of one Eye .. | 19.84 | 22.97 | 20.89 | 21.89 | 42.46 | 34.79 | 68.85 | 33.38 | 18.30 | 7.93 | .00 | 10.09 |
| Other Infirmities | 36.89 | 10.21 | 12.53 | 26.06 | 53.07 | 33.51 | 199.67 | 37.62 | 36.07 | 37.15 | 11.16 | 36.36 |

Sickness and Infirmary (by Electoral Districts), 1891.

TABLE X.—Showing the Number of Males and Females suffering from the different descriptions of Infirmary in each Electoral District.

| Nature of Infirmary. | The Colony. | | | Brighton. | | | Campbell Town. | | | Cressy. | | | Cumberland. | | |
|-------------------------|-------------|------|------|-----------|-----|-----|----------------|-----|-----|----------|-----|-----|-------------|-----|-----|
| | Persons. | M. | F. | Persons. | M. | F. | Persons. | M. | F. | Persons. | M. | F. | Persons. | M. | F. |
| Sick | 1169 | 659 | 510 | 36 | 20 | 16 | 10 | 6 | 4 | 18 | 10 | 8 | 14 | 9 | 5 |
| Accident | 152 | 132 | 20 | 1 | ... | 1 | 2 | 1 | 1 | 3 | 3 | ... | 7 | 7 | ... |
| Deaf and Dumb | 54 | 27 | 27 | 4 | 2 | 2 | 2 | 1 | 1 | 4 | 3 | 1 | 2 | 2 | ... |
| Deaf only | 229 | 124 | 105 | 8 | 4 | 4 | 1 | ... | 1 | 3 | ... | 3 | 5 | 4 | 1 |
| Blind | 165 | 97 | 68 | 4 | 3 | 1 | 2 | ... | 2 | 3 | 2 | 1 | 3 | ... | 3 |
| Insane | 383 | 204 | 179 | ... | ... | ... | ... | ... | ... | ... | ... | ... | 2 | 2 | ... |
| Idiotic | 46 | 17 | 29 | 1 | 1 | ... | ... | ... | ... | 3 | 2 | 1 | 3 | ... | 3 |
| Crippled | 98 | 75 | 23 | 3 | 1 | ... | ... | ... | ... | 1 | 1 | ... | 1 | 1 | ... |
| Epileptic | 37 | 21 | 16 | 2 | 2 | ... | ... | ... | ... | 2 | 1 | 1 | ... | ... | ... |
| Paralytic | 156 | 91 | 65 | 4 | 3 | 1 | 3 | 2 | 1 | 1 | 1 | ... | 3 | 2 | 1 |
| Lost a Limb | 95 | 86 | 9 | 4 | 3 | 1 | 3 | 3 | ... | 2 | 2 | ... | 1 | 1 | ... |
| Lost sight of Eye | 291 | 222 | 69 | 4 | 4 | ... | 2 | 1 | 1 | 5 | 5 | ... | 8 | 8 | ... |
| Other Infirmities | 541 | 342 | 199 | 11 | 6 | 5 | 11 | 11 | ... | 16 | 12 | 4 | 8 | 6 | 2 |
| TOTAL | 3416 | 2097 | 1319 | 82 | 49 | 33 | 36 | 25 | 11 | 61 | 42 | 19 | 57 | 42 | 15 |

| Nature of Infirmary. | East Devon. | | | West Devon. | | | Deloraine. | | | Evandale. | | | Fingal. | | |
|-------------------------|-------------|-----|-----|-------------|-----|-----|------------|-----|-----|-----------|-----|-----|----------|-----|-----|
| | Persons. | M. | F. | Persons. | M. | F. | Persons. | M. | F. | Persons. | M. | F. | Persons. | M. | F. |
| Sick | 52 | 34 | 18 | 48 | 26 | 22 | 26 | 9 | 17 | 17 | 13 | 4 | 20 | 11 | 9 |
| Accident | 16 | 14 | 2 | 5 | 5 | ... | 6 | 6 | ... | 2 | 2 | ... | 6 | 6 | ... |
| Deaf and Dumb | 2 | 1 | 1 | 1 | 1 | ... | 2 | 2 | ... | 4 | 2 | 2 | ... | ... | ... |
| Deaf only | 15 | 9 | 6 | 5 | 1 | 4 | 7 | 3 | 4 | 3 | 1 | 2 | 4 | 3 | 1 |
| Blind | 6 | 1 | 5 | 4 | 2 | 2 | 1 | 1 | ... | 3 | 3 | ... | 2 | 2 | ... |
| Insane | 1 | 1 | ... | ... | ... | ... | ... | ... | ... | 1 | 1 | ... | 1 | ... | 1 |
| Idiotic | 3 | 1 | 2 | 2 | 1 | 1 | 5 | 2 | 3 | 2 | ... | 2 | ... | ... | ... |
| Crippled | 6 | 5 | 1 | ... | ... | ... | 4 | 4 | ... | ... | ... | ... | 2 | 1 | 1 |
| Epileptic | 2 | 1 | 1 | 1 | ... | 1 | 3 | 2 | 1 | ... | ... | ... | 1 | 1 | ... |
| Paralytic | 10 | 6 | 4 | 10 | 7 | 3 | 8 | 7 | 1 | 2 | 1 | 1 | 3 | 3 | ... |
| Lost a Limb | 6 | 6 | ... | 3 | 3 | ... | 3 | 3 | ... | 4 | 4 | ... | 1 | 1 | ... |
| Lost sight of Eye | 15 | 12 | 3 | 9 | 6 | 3 | 11 | 11 | ... | 6 | 5 | 1 | 9 | 6 | 3 |
| Other Infirmities | 32 | 19 | 13 | 20 | 14 | 6 | 28 | 18 | 10 | 8 | 4 | 4 | 12 | 8 | 4 |
| TOTAL | 166 | 110 | 56 | 108 | 66 | 42 | 104 | 68 | 36 | 52 | 36 | 16 | 61 | 42 | 19 |

| Nature of Infirmary. | Franklin. | | | George Town. | | | Glamorgan. | | | Glenorchy. | | | Hobart, N. | | |
|-------------------------|-----------|-----|-----|--------------|-----|-----|------------|-----|-----|------------|-----|-----|------------|-----|-----|
| | Persons. | M. | F. | Persons. | M. | F. | Persons. | M. | F. | Persons. | M. | F. | Persons. | M. | F. |
| Sick | 16 | 12 | 4 | 20 | 13 | 7 | 13 | 7 | 6 | 43 | 19 | 24 | 176 | 102 | 74 |
| Accident | 2 | 2 | ... | 3 | 3 | ... | ... | ... | ... | 4 | 4 | ... | 11 | 9 | 2 |
| Deaf and Dumb | 1 | 1 | ... | ... | ... | ... | 1 | 1 | ... | 1 | ... | 1 | 2 | 1 | 1 |
| Deaf only | 9 | 6 | 3 | 6 | 3 | 3 | 5 | 1 | 4 | 22 | 16 | 6 | 15 | 9 | 6 |
| Blind | 3 | 2 | 1 | 3 | 3 | ... | ... | ... | ... | 45 | 29 | 16 | 4 | 3 | 1 |
| Insane | 2 | ... | 2 | ... | ... | ... | ... | ... | ... | 13 | 8 | 5 | 35 | 33 | 2 |
| Idiotic | ... | ... | ... | ... | ... | ... | 2 | 1 | 1 | 2 | ... | 2 | ... | ... | ... |
| Crippled | 2 | ... | 2 | ... | ... | ... | 1 | ... | 1 | 40 | 36 | 4 | 1 | 1 | ... |
| Epileptic | ... | ... | ... | ... | ... | ... | 1 | 1 | ... | 3 | 2 | 1 | 2 | ... | 2 |
| Paralytic | 2 | 1 | 1 | 5 | 4 | 1 | 4 | 1 | 3 | 10 | 4 | 6 | 13 | 8 | 5 |
| Lost a Limb | ... | ... | ... | 3 | 3 | ... | ... | ... | ... | 8 | 8 | ... | 6 | 4 | 2 |
| Lost sight of Eye | 8 | 4 | 4 | 8 | 7 | 1 | 2 | 1 | 1 | 15 | 14 | 1 | 11 | 7 | 4 |
| Other Infirmities | 3 | 1 | 2 | 14 | 8 | 6 | 11 | 5 | 6 | 26 | 13 | 13 | 40 | 28 | 12 |
| TOTAL | 48 | 29 | 19 | 62 | 44 | 18 | 40 | 18 | 22 | 232 | 153 | 79 | 316 | 205 | 11 |

TABLE X.—Showing the Number of Males and Females suffering from the different descriptions of Infirmary in each Electoral District—*continued.*

| Nature of Infirmary. | Hobart, S. | | | Hobart, W. | | | Kingborough. | | | Launceston, N. | | | Launceston, S. | | |
|---------------------------|------------|-----|-----|------------|-----|----|--------------|-----|-----|----------------|-----|-----|----------------|-----|-----|
| | Persons. | M. | F. | Persons. | M. | F. | Persons. | M. | F. | Persons. | M. | F. | Persons. | M. | F. |
| Sick | 54 | 30 | 24 | 80 | 40 | 40 | 32 | 15 | 17 | 118 | 67 | 51 | 157 | 95 | 62 |
| Accident | 10 | 8 | 2 | 11 | 8 | 3 | 6 | 5 | 1 | 17 | 14 | 3 | 8 | 7 | 1 |
| Deaf and Dumb | ... | ... | ... | 9 | 4 | 5 | 3 | 2 | 1 | 1 | 1 | ... | 1 | 1 | ... |
| Deaf only | 12 | 5 | 7 | 11 | 4 | 7 | 13 | 7 | 6 | 9 | 4 | 5 | 17 | 8 | 9 |
| Blind | 10 | 3 | 7 | 12 | 6 | 6 | ... | ... | ... | 17 | 13 | 4 | 12 | 9 | 3 |
| Insane | ... | ... | ... | 1 | ... | 1 | ... | ... | ... | 1 | 1 | ... | 1 | ... | 1 |
| Idiotic | 6 | 2 | 4 | 1 | ... | 1 | 5 | 3 | 2 | 1 | ... | 1 | 6 | 2 | 4 |
| Crippled | 5 | 4 | 1 | 3 | 2 | 1 | 5 | 5 | ... | 6 | 4 | 2 | 7 | 4 | 3 |
| Epileptic | 1 | 1 | ... | 2 | 1 | 1 | 1 | ... | 1 | 1 | ... | 1 | 2 | 1 | 1 |
| Paralytic | 5 | 2 | 3 | 13 | 9 | 4 | 7 | 4 | 3 | 6 | 2 | 4 | 12 | 7 | 5 |
| Lost a Limb | 6 | 6 | ... | 2 | 1 | 1 | 5 | 4 | 1 | 3 | 3 | ... | 6 | 6 | ... |
| Lost sight of Eye | 14 | 10 | 4 | 13 | 8 | 5 | 16 | 12 | 4 | 12 | 7 | 5 | 21 | 14 | 7 |
| Other Infirmitities | 40 | 23 | 17 | 52 | 30 | 22 | 24 | 16 | 8 | 19 | 11 | 8 | 28 | 19 | 9 |
| TOTAL | 163 | 94 | 69 | 210 | 113 | 97 | 117 | 73 | 44 | 211 | 127 | 84 | 278 | 173 | 105 |

| Nature of Infirmary. | Longford. | | | New Norfolk. | | | Oatlands. | | | Richmond. | | | Ringarooma. | | |
|---------------------------|-----------|-----|-----|--------------|-----|-----|-----------|-----|-----|-----------|-----|-----|-------------|-----|-----|
| | Persons. | M. | F. | Persons. | M. | F. | Persons. | M. | F. | Persons. | M. | F. | Persons. | M. | F. |
| Sick | 24 | 13 | 11 | 31 | 23 | 8 | 22 | 13 | 9 | 8 | 3 | 5 | 22 | 12 | 10 |
| Accident | 2 | 1 | 1 | 1 | 1 | ... | 2 | 2 | ... | ... | ... | ... | 4 | 4 | ... |
| Deaf and Dumb | 1 | ... | 1 | 2 | ... | 2 | ... | ... | ... | ... | ... | ... | 2 | 1 | 1 |
| Deaf only | 5 | 4 | 1 | 12 | 7 | 5 | 4 | 4 | ... | 6 | 3 | 3 | 6 | 3 | 3 |
| Blind | 5 | 1 | 4 | 1 | ... | 1 | 3 | ... | 3 | 3 | 2 | 1 | 2 | 1 | 1 |
| Insane | ... | ... | ... | 319 | 155 | 164 | 1 | ... | 1 | ... | ... | ... | ... | ... | ... |
| Idiotic | ... | ... | ... | 1 | ... | 1 | 1 | 1 | ... | 1 | ... | 1 | ... | ... | ... |
| Crippled | 1 | 1 | ... | 1 | 1 | ... | 1 | ... | 1 | ... | ... | ... | ... | ... | ... |
| Epileptic | 1 | ... | 1 | ... | ... | ... | 1 | 1 | ... | 1 | ... | 1 | 4 | 3 | 1 |
| Paralytic | 3 | 2 | 1 | 5 | 2 | 3 | 1 | ... | 1 | 5 | 3 | 2 | 1 | ... | 1 |
| Lost a Limb | ... | ... | ... | 9 | 8 | 1 | ... | ... | ... | ... | ... | ... | 2 | 2 | ... |
| Lost sight of Eye | 11 | 8 | 3 | 7 | 6 | 1 | 11 | 7 | 4 | 7 | 5 | 2 | 20 | 18 | 2 |
| Other Infirmitities | 23 | 17 | 6 | 12 | 9 | 3 | 15 | 10 | 5 | 10 | 5 | 5 | 14 | 7 | 7 |
| TOTAL | 76 | 47 | 27 | 401 | 212 | 189 | 62 | 38 | 24 | 41 | 21 | 20 | 77 | 51 | 26 |

| Nature of Infirmary. | Selby. | | | Sorell. | | | Wellington. | | | Westbury. | | |
|---------------------------|----------|-----|-----|----------|-----|-----|-------------|-----|-----|-----------|-----|-----|
| | Persons. | M. | F. | Persons. | M. | F. | Persons. | M. | F. | Persons. | M. | F. |
| Sick | 19 | 11 | 8 | 29 | 17 | 12 | 34 | 17 | 17 | 30 | 12 | 18 |
| Accident | 4 | 4 | ... | 3 | 2 | 1 | 10 | 9 | 1 | 6 | 5 | 1 |
| Deaf and Dumb | ... | ... | ... | 2 | ... | 2 | 6 | 1 | 5 | 1 | ... | 1 |
| Deaf only | 6 | 5 | 1 | 7 | 4 | 3 | 11 | 5 | 6 | 2 | 1 | 1 |
| Blind | 2 | 1 | 1 | 3 | 2 | 1 | 8 | 6 | 2 | 4 | 2 | 2 |
| Insane | 1 | ... | 1 | 2 | 1 | 1 | 1 | 1 | ... | 1 | 1 | ... |
| Idiotic | ... | ... | ... | ... | ... | ... | ... | ... | ... | 1 | 1 | ... |
| Crippled | 1 | ... | 1 | 2 | 1 | 1 | 3 | 2 | 1 | 2 | 1 | 1 |
| Epileptic | 1 | 1 | ... | 1 | ... | 1 | 2 | 1 | 1 | 2 | 2 | ... |
| Paralytic | 2 | 1 | 1 | 3 | ... | 3 | 7 | 2 | 5 | 8 | 7 | 1 |
| Lost a Limb | 7 | 7 | ... | ... | ... | ... | 7 | 4 | 3 | 4 | 4 | ... |
| Lost sight of Eye | 13 | 11 | 2 | 5 | 3 | 2 | 17 | 12 | 5 | 11 | 10 | 1 |
| Other Infirmitities | 16 | 10 | 6 | 17 | 12 | 5 | 21 | 16 | 5 | 10 | 4 | 6 |
| TOTAL | 72 | 51 | 21 | 74 | 42 | 32 | 127 | 76 | 51 | 82 | 50 | 32 |

Sickness and

TABLE XI.—Showing at various periods of Age the Number of Males and Females,

| Ages. | The Colony. | | | Sick. | | | Accident. | | | Deaf and Dumb. | | | Deaf only. | | | Blind. | | |
|----------------------|-------------|--------|----------|----------|--------|----------|-----------|--------|----------|----------------|--------|----------|------------|--------|----------|----------|--------|----------|
| | Persons. | Males. | Females. | Persons. | Males. | Females. | Persons. | Males. | Females. | Persons. | Males. | Females. | Persons. | Males. | Females. | Persons. | Males. | Females. |
| Total | 3416 | 2097 | 1319 | 1169 | 659 | 510 | 152 | 132 | 20 | 54 | 27 | 27 | 229 | 124 | 105 | 165 | 97 | 68 |
| Total specified | 3412 | 2094 | 1318 | 1169 | 659 | 510 | 152 | 132 | 20 | 54 | 27 | 27 | 229 | 124 | 105 | 165 | 97 | 68 |
| Under 1 | 10 | 8 | 2 | 8 | 6 | 2 | ... | ... | ... | ... | ... | ... | ... | ... | ... | ... | ... | ... |
| 1 - 2 | 10 | 9 | 1 | 6 | 6 | ... | ... | ... | ... | ... | ... | ... | ... | ... | ... | 1 | 1 | ... |
| 2 - 3 | 18 | 11 | 7 | 10 | 6 | 4 | 2 | 1 | 1 | 1 | ... | 1 | ... | ... | ... | 1 | 1 | ... |
| 3 - 4 | 11 | 4 | 7 | 5 | 1 | 4 | ... | ... | ... | ... | ... | ... | ... | ... | ... | ... | ... | ... |
| 4 - 5 | 17 | 5 | 12 | 7 | 1 | 6 | ... | ... | ... | 1 | ... | 1 | ... | ... | ... | ... | ... | ... |
| 5 - 6 | 17 | 11 | 6 | 9 | 6 | 3 | 2 | 1 | 1 | ... | ... | ... | ... | ... | ... | ... | ... | ... |
| 6 - 7 | 21 | 13 | 8 | 7 | 5 | 2 | ... | ... | ... | 2 | 1 | 1 | 2 | 1 | 1 | ... | ... | ... |
| 7 - 8 | 28 | 18 | 10 | 14 | 10 | 4 | 1 | 1 | ... | 2 | 1 | 1 | ... | ... | ... | 1 | ... | 1 |
| 8 - 9 | 25 | 14 | 11 | 15 | 8 | 7 | 1 | ... | 1 | 2 | 2 | ... | ... | ... | ... | 2 | ... | 2 |
| 9 - 10 | 29 | 18 | 11 | 9 | 6 | 3 | ... | ... | ... | 1 | 1 | ... | 2 | 1 | 1 | 1 | ... | 1 |
| 10 - 11 | 36 | 19 | 17 | 13 | 8 | 5 | 2 | 2 | ... | 1 | ... | 1 | 1 | ... | 1 | 1 | ... | 1 |
| 11 - 12 | 27 | 13 | 14 | 13 | 8 | 5 | ... | ... | ... | 3 | 1 | 2 | ... | ... | ... | ... | ... | ... |
| 12 - 13 | 36 | 18 | 18 | 14 | 4 | 10 | 2 | 2 | ... | 1 | ... | 1 | 1 | ... | 1 | 1 | 1 | ... |
| 13 - 14 | 29 | 15 | 14 | 15 | 7 | 8 | 4 | 4 | ... | ... | ... | 2 | ... | 2 | ... | 2 | ... | ... |
| 14 - 15 | 33 | 17 | 16 | 13 | 6 | 7 | 1 | 1 | ... | 2 | 1 | 1 | ... | ... | ... | 2 | ... | 2 |
| 15 - 16 | 38 | 28 | 10 | 15 | 9 | 6 | 2 | 2 | ... | 1 | ... | 1 | 2 | 2 | ... | ... | ... | ... |
| 16 - 17 | 40 | 18 | 22 | 19 | 6 | 13 | 3 | 2 | 1 | 3 | 1 | 2 | ... | ... | ... | 1 | 1 | ... |
| 17 - 18 | 48 | 35 | 13 | 23 | 14 | 9 | 3 | 3 | ... | 3 | 2 | 1 | ... | ... | 1 | 2 | 2 | ... |
| 18 - 19 | 47 | 27 | 20 | 26 | 13 | 13 | 3 | 3 | ... | ... | ... | ... | 1 | 1 | ... | ... | ... | ... |
| 19 - 20 | 42 | 26 | 16 | 17 | 11 | 6 | 3 | 2 | 1 | ... | ... | ... | 2 | 1 | 1 | 1 | 1 | ... |
| 20 - 21 | 48 | 28 | 20 | 15 | 9 | 6 | 5 | 5 | ... | 3 | 1 | 2 | 3 | 1 | 2 | 1 | ... | 1 |
| 21 - 25 | 160 | 92 | 68 | 76 | 46 | 30 | 7 | 7 | ... | 5 | 2 | 2 | 7 | 1 | 6 | 3 | 1 | 2 |
| 25 - 30 | 224 | 137 | 87 | 88 | 45 | 43 | 20 | 18 | 2 | 5 | 2 | 3 | 14 | 8 | 6 | 2 | 2 | ... |
| 30 - 35 | 237 | 135 | 102 | 85 | 41 | 44 | 11 | 10 | 1 | 5 | 3 | 2 | 17 | 7 | 10 | 4 | 4 | ... |
| 35 - 40 | 227 | 131 | 96 | 77 | 30 | 47 | 12 | 12 | ... | 6 | 4 | 2 | 17 | 6 | 11 | 8 | 5 | 3 |
| 40 - 45 | 196 | 115 | 81 | 60 | 31 | 29 | 8 | 7 | 1 | ... | ... | ... | 11 | 5 | 6 | 10 | 5 | 5 |
| 45 - 50 | 149 | 84 | 65 | 46 | 28 | 18 | 11 | 9 | 2 | ... | ... | ... | 8 | 3 | 5 | 5 | 2 | 3 |
| 50 - 55 | 197 | 111 | 86 | 64 | 36 | 28 | 5 | 5 | ... | ... | ... | ... | 19 | 7 | 12 | 6 | 3 | 3 |
| 55 - 60 | 189 | 107 | 82 | 50 | 23 | 27 | 14 | 10 | 4 | 1 | 1 | ... | 15 | 10 | 5 | 7 | 5 | 2 |
| 60 - 65 | 244 | 141 | 103 | 72 | 45 | 27 | 7 | 6 | 1 | 2 | 1 | 1 | 24 | 13 | 11 | 15 | 5 | 10 |
| 65 - 70 | 246 | 154 | 92 | 60 | 32 | 28 | 9 | 7 | 2 | 1 | ... | 1 | 25 | 14 | 11 | 18 | 11 | 7 |
| 70 - 75 | 320 | 234 | 86 | 97 | 66 | 31 | 9 | 8 | 1 | 1 | 1 | ... | 24 | 18 | 6 | 20 | 16 | 4 |
| 75 - 80 | 205 | 150 | 55 | 59 | 42 | 17 | 2 | 2 | ... | 2 | 2 | ... | 17 | 14 | 2 | 22 | 14 | 8 |
| 80 - 85 | 135 | 93 | 42 | 43 | 30 | 13 | 2 | 2 | ... | ... | ... | ... | 10 | 9 | 1 | 16 | 8 | 8 |
| 85 and upwards... | 73 | 55 | 18 | 19 | 14 | 5 | 1 | ... | 1 | ... | ... | ... | 4 | 2 | 2 | 14 | 9 | 5 |
| Unspecified | 4 | 3 | 1 | ... | ... | ... | ... | ... | ... | ... | ... | ... | ... | ... | ... | ... | ... | ... |
| TOTAL..... | 3416 | 2097 | 1319 | 1169 | 659 | 510 | 152 | 132 | 20 | 54 | 27 | 27 | 229 | 124 | 105 | 165 | 97 | 68 |

Included in the above are five Chinese—One, aged 50, returned as Sick ; one, aged 59, as Insane ;

SICKNESS AND INFIRMITY.

113

Infirmary.—Ages.

inclusive of Chinese, in the Colony, suffering from each description of Infirmary.

| Insane. | | | Idiotic. | | | Crippled. | | | Epileptic. | | | Paralytic. | | | Lost a Limb. | | | Lost Sight of Eye. | | | Other Infirmities. | | |
|----------|--------|----------|----------|--------|----------|-----------|--------|----------|------------|--------|----------|------------|--------|----------|--------------|--------|----------|--------------------|--------|----------|--------------------|--------|----------|
| Persons. | Males. | Females. | Persons. | Males. | Females. | Persons. | Males. | Females. | Persons. | Males. | Females. | Persons. | Males. | Females. | Persons. | Males. | Females. | Persons. | Males. | Females. | Persons. | Males. | Females. |
| 383 | 204 | 179 | 46 | 17 | 29 | 98 | 75 | 23 | 37 | 21 | 16 | 156 | 91 | 65 | 95 | 86 | 9 | 291 | 222 | 69 | 541 | 342 | 199 |
| 380 | 201 | 179 | 45 | 17 | 28 | 98 | 75 | 23 | 37 | 21 | 16 | 156 | 91 | 65 | 95 | 86 | 9 | 291 | 222 | 69 | 541 | 342 | 199 |
| ... | ... | ... | ... | ... | ... | ... | ... | ... | ... | ... | ... | ... | ... | ... | ... | ... | ... | ... | ... | ... | 2 | 2 | ... |
| ... | ... | ... | ... | ... | ... | ... | ... | ... | ... | ... | ... | ... | ... | ... | ... | ... | ... | ... | ... | ... | 3 | 2 | ... |
| ... | ... | ... | ... | ... | ... | ... | ... | ... | ... | ... | ... | ... | ... | ... | ... | ... | ... | ... | ... | ... | 3 | 2 | ... |
| ... | ... | ... | ... | ... | ... | ... | ... | ... | ... | ... | ... | ... | ... | ... | ... | ... | ... | ... | ... | ... | 2 | ... | ... |
| ... | ... | ... | ... | ... | ... | ... | ... | ... | ... | ... | ... | ... | ... | ... | ... | ... | ... | ... | ... | ... | 4 | 2 | ... |
| ... | ... | ... | ... | ... | ... | ... | ... | ... | ... | ... | ... | ... | ... | ... | ... | ... | ... | ... | ... | ... | 4 | 2 | ... |
| ... | ... | ... | ... | ... | ... | ... | ... | ... | ... | ... | ... | ... | ... | ... | ... | ... | ... | ... | ... | ... | 4 | 3 | ... |
| ... | ... | ... | ... | ... | ... | ... | ... | ... | ... | ... | ... | ... | ... | ... | ... | ... | ... | ... | ... | ... | 4 | 2 | ... |
| 1 | ... | 1 | 1 | 1 | ... | ... | ... | ... | ... | ... | ... | ... | ... | ... | ... | ... | ... | 2 | 1 | 1 | 6 | 4 | ... |
| ... | ... | ... | ... | ... | ... | 2 | 2 | ... | ... | ... | ... | 4 | 2 | 2 | ... | ... | ... | ... | ... | ... | 4 | 2 | ... |
| ... | ... | ... | ... | ... | ... | ... | ... | ... | ... | ... | ... | ... | ... | ... | ... | ... | ... | 2 | 2 | ... | 2 | 2 | ... |
| ... | ... | ... | ... | ... | ... | ... | ... | ... | ... | ... | ... | ... | ... | ... | ... | ... | ... | 2 | 2 | ... | 2 | 2 | ... |
| ... | ... | ... | ... | ... | ... | ... | ... | ... | ... | ... | ... | ... | ... | ... | ... | ... | ... | 4 | 2 | 2 | 7 | 6 | ... |
| 1 | 1 | ... | 2 | 1 | 1 | 1 | ... | 1 | 2 | ... | 2 | 2 | 1 | 1 | 1 | 1 | ... | 1 | 1 | ... | 8 | 4 | ... |
| ... | ... | ... | ... | ... | ... | ... | ... | ... | ... | ... | ... | 2 | 1 | 1 | 1 | ... | 1 | ... | ... | ... | 4 | 1 | ... |
| 2 | 2 | ... | 1 | 1 | ... | 3 | 1 | 2 | 1 | 1 | ... | 2 | 1 | 1 | ... | ... | ... | 1 | 1 | ... | 7 | 4 | ... |
| 1 | ... | 1 | ... | ... | ... | ... | ... | ... | 1 | ... | 1 | 2 | 1 | 1 | 1 | ... | 1 | ... | ... | ... | 3 | 3 | ... |
| ... | ... | ... | ... | ... | ... | ... | ... | ... | ... | ... | ... | ... | ... | ... | ... | ... | ... | ... | ... | ... | 4 | 2 | ... |
| ... | ... | ... | ... | ... | ... | ... | ... | ... | ... | ... | ... | ... | ... | ... | ... | ... | ... | ... | ... | ... | 6 | 4 | ... |
| 3 | 3 | ... | ... | ... | ... | ... | ... | ... | 1 | 1 | ... | ... | ... | ... | 1 | 1 | ... | ... | ... | ... | 8 | 3 | ... |
| ... | ... | ... | ... | ... | ... | 1 | ... | 1 | 1 | 1 | ... | 1 | 1 | ... | 3 | 3 | ... | 3 | 2 | 1 | 4 | 4 | ... |
| ... | ... | ... | ... | ... | ... | ... | ... | ... | ... | ... | ... | ... | ... | ... | ... | ... | ... | 2 | 1 | 1 | 8 | 5 | ... |
| 3 | 2 | 1 | 1 | ... | 1 | 1 | 1 | ... | ... | ... | ... | 3 | 2 | 1 | 1 | 1 | ... | 3 | 2 | 1 | 7 | 3 | ... |
| 2 | ... | 2 | 3 | 1 | 2 | 3 | 3 | ... | 1 | ... | 1 | ... | ... | ... | ... | ... | ... | 8 | 5 | 3 | 4 | 3 | ... |
| 16 | 10 | 6 | 3 | ... | 3 | 3 | 2 | 1 | 4 | 1 | 3 | 1 | 1 | ... | 6 | 6 | ... | 8 | 3 | 5 | 21 | 12 | ... |
| 28 | 17 | 11 | 6 | 2 | 4 | 3 | 2 | 1 | 5 | 2 | 3 | 6 | 3 | 3 | 7 | 7 | ... | 12 | 11 | 1 | 28 | 18 | ... |
| 38 | 16 | 22 | 5 | 3 | 2 | 6 | 2 | 4 | 1 | ... | 1 | 3 | ... | 3 | 13 | 11 | 2 | 19 | 18 | 1 | 30 | 20 | ... |
| 33 | 17 | 16 | 3 | 1 | 2 | 5 | 5 | ... | 2 | 2 | ... | 7 | 4 | 3 | 9 | 9 | ... | 18 | 15 | 3 | 30 | 21 | ... |
| 36 | 21 | 15 | 2 | 2 | ... | 5 | 4 | 1 | 2 | 1 | 1 | 7 | 4 | 3 | 9 | 8 | 1 | 29 | 19 | 10 | 17 | 8 | ... |
| 24 | 11 | 13 | 1 | ... | 1 | 1 | ... | 1 | 3 | 3 | ... | 7 | 1 | 6 | 3 | 2 | 1 | 17 | 12 | 5 | 23 | 13 | ... |
| 33 | 15 | 18 | 1 | ... | 1 | 5 | 3 | 2 | ... | ... | ... | 12 | 6 | 6 | 9 | 8 | 1 | 11 | 8 | 3 | 32 | 20 | ... |
| 40 | 17 | 23 | 1 | ... | 1 | 2 | ... | 2 | 3 | 3 | ... | 13 | 7 | 6 | 8 | 7 | 1 | 21 | 17 | 4 | 14 | 7 | ... |
| 30 | 15 | 15 | ... | ... | ... | 9 | 7 | 2 | 3 | 1 | 2 | 7 | 2 | 5 | 7 | 6 | 1 | 29 | 21 | 8 | 39 | 19 | ... |
| 30 | 16 | 14 | ... | ... | ... | 6 | 4 | 2 | 1 | 1 | ... | 13 | 9 | 4 | 4 | 4 | ... | 31 | 26 | 5 | 48 | 30 | ... |
| 34 | 21 | 13 | 2 | ... | 2 | 11 | 10 | 1 | 1 | 1 | ... | 23 | 16 | 7 | 3 | 3 | ... | 32 | 27 | 5 | 63 | 47 | ... |
| 16 | 12 | 4 | ... | ... | ... | 9 | 9 | ... | ... | ... | ... | 18 | 13 | 5 | 3 | 3 | ... | 17 | 13 | 4 | 40 | 26 | ... |
| 7 | 4 | 3 | ... | ... | ... | 7 | 7 | ... | ... | ... | ... | 8 | 5 | 3 | 1 | 1 | ... | 9 | 7 | 2 | 32 | 20 | ... |
| 1 | 1 | ... | ... | ... | ... | 5 | 5 | ... | ... | ... | ... | 3 | 2 | 1 | ... | ... | ... | 2 | 2 | ... | 24 | 20 | ... |
| 3 | 3 | ... | 1 | ... | 1 | ... | ... | ... | ... | ... | ... | ... | ... | ... | ... | ... | ... | ... | ... | ... | ... | ... | ... |
| 383 | 204 | 179 | 46 | 17 | 29 | 98 | 75 | 23 | 37 | 21 | 16 | 156 | 91 | 65 | 95 | 86 | 9 | 291 | 222 | 69 | 541 | 342 | 199 |

one, aged 36, as Insane ; one, aged 18, as Accident ; one, aged 55, as Lost Sight of Eye.

Occupations

TABLE XII.—Showing the Numbers and Occupations of Males and Females suffering from each description to the Census

| Classification. | | | Occupations. | TOTAL. | | | Sick. | | | Accident. | | | Deaf and Dumb. | | |
|-----------------|--------|------------|--|----------|--------|----------|----------|--------|----------|-----------|--------|----------|----------------|--------|----------|
| Class. | Order. | Sub-order. | | Persons. | Males. | Females. | Persons. | Males. | Females. | Persons. | Males. | Females. | Persons. | Males. | Females. |
| | | | TOTAL | 3416 | 2097 | 1319 | 1169 | 659 | 510 | 152 | 132 | 20 | 54 | 27 | 27 |
| | | | CLASSES. | | | | | | | | | | | | |
| 1 | ... | ... | Professional | 79 | 61 | 18 | 26 | 17 | 9 | 5 | 5 | ... | ... | ... | ... |
| 2 | ... | ... | Domestic | 110 | 31 | 79 | 41 | 9 | 32 | 4 | 3 | 1 | 1 | ... | 1 |
| 3 | ... | ... | Commercial | 201 | 196 | 5 | 76 | 73 | 3 | 16 | 15 | 1 | 1 | 1 | ... |
| 4 | ... | ... | Industrial | 701 | 676 | 25 | 220 | 214 | 6 | 29 | 29 | ... | 11 | 9 | 2 |
| 5 | ... | ... | Agricultural, Pastoral, Mineral, and other Primary Producers | 523 | 517 | 6 | 157 | 153 | 4 | 49 | 49 | ... | 8 | 8 | ... |
| 6 | ... | ... | Indefinite | 165 | 159 | 6 | 53 | 52 | 1 | 10 | 10 | ... | ... | ... | ... |
| 7 | ... | ... | Dependents..... | 1637 | 457 | 1180 | 606 | 151 | 455 | 39 | 21 | 18 | 33 | 9 | 24 |
| | | | ORDERS. | | | | | | | | | | | | |
| 1 | 1 | ... | Persons engaged in Government Defence, Law, and Protection, not otherwise classified | 30 | 30 | ... | 11 | 11 | ... | 3 | 3 | ... | ... | ... | ... |
| 1 | 2 | ... | Persons ministering to Religion, Charity, Health, Education, Art, and Science | 49 | 31 | 18 | 15 | 6 | 9 | 2 | 2 | ... | ... | ... | ... |
| 2 | 3 | ... | Persons engaged in the supply of Board and Lodging, and in rendering personal service for which remuneration is paid | 110 | 31 | 79 | 41 | 9 | 32 | 4 | 3 | 1 | 1 | ... | 1 |
| 3 | 4 | ... | Persons who perform offices in connection with the exchange, valuation, insurance, lease, loan, or custody of Money, Houses, Land, or Property Rights..... | 29 | 28 | 1 | 11 | 11 | ... | 5 | 4 | 1 | ... | ... | ... |
| 3 | 5 | ... | Persons dealing in Art and Mechanic Productions in which matters of various kinds are employed in combination.. | 1 | 1 | ... | ... | ... | ... | ... | ... | ... | ... | ... | ... |
| 3 | 6 | ... | Persons engaged in the sale, hire, or exchange of Textile Fabrics and Dresses, and of Fibrous Materials | 4 | 4 | ... | 1 | 1 | ... | ... | ... | ... | ... | ... | ... |
| 3 | 7 | ... | Persons engaged in dealing in Food, Drinks, Narcotics, and Stimulants | 30 | 28 | 2 | 10 | 9 | 1 | 3 | 3 | ... | ... | ... | ... |
| 3 | 8 | ... | Persons engaged in dealing and in treating Animals, and dealing in Animal and Vegetable Substances (excluding Dealers in Food)..... | 5 | 5 | ... | 1 | 1 | ... | ... | ... | ... | ... | ... | ... |
| 3 | 9 | ... | Persons engaged in dealing in Minerals mainly used for Fuel and Light | 8 | 8 | ... | ... | ... | ... | 1 | 1 | ... | ... | ... | ... |
| 3 | 10 | ... | Persons engaged in dealing in Minerals other than Fuel.. | 2 | 2 | ... | 1 | 1 | ... | ... | ... | ... | ... | ... | ... |
| 3 | 11 | ... | Persons engaged as General Dealers, Speculators on Chance Events, or in undefined Mercantile pursuits ... | 49 | 47 | 2 | 21 | 19 | 2 | 3 | 3 | ... | 1 | 1 | ... |
| 3 | 12 | ... | Persons engaged in Storage..... | 2 | 2 | ... | 1 | 1 | ... | ... | ... | ... | ... | ... | ... |
| 3 | 13 | ... | Persons engaged in Transport of Passengers' Goods or Communications | 71 | 71 | ... | 30 | 30 | ... | 4 | 4 | ... | ... | ... | ... |
| 4 | 14 | ... | Persons engaged in connection with the manufacture or in other process in relation to Art and Mechanic Productions in which materials of various kinds are employed in combination | 31 | 31 | ... | 3 | 3 | ... | 4 | 4 | ... | 1 | 1 | ... |
| 4 | 15 | ... | Persons engaged in connection with the manufacture or in repairs, cleansing, or in other processes relating to Textile Fabrics, Dress, and Fibrous Materials..... | 76 | 52 | 24 | 24 | 18 | 6 | 2 | 2 | ... | 5 | 3 | 2 |
| 4 | 16 | ... | Persons engaged in connection with the manufacture or in other processes relating to Food, Drink, Narcotics, and Stimulants | 25 | 24 | 1 | 10 | 10 | ... | 1 | 1 | ... | ... | ... | ... |
| 4 | 17 | ... | Persons not otherwise classed engaged in connection with Manufactures or other processes connected with Animal and Vegetable Substances | 12 | 12 | ... | 2 | 2 | ... | ... | ... | ... | ... | ... | ... |
| 4 | 18 | ... | Persons engaged in the alteration, modification, or manufacture, or in other processes relating to Metals or Mineral Matters..... | 52 | 52 | ... | 25 | 25 | ... | 1 | 1 | ... | ... | ... | ... |
| 4 | 19 | ... | Persons engaged in the construction or repair of Buildings, Roads, Railways, Canals, Docks, Earthworks, &c.; in the disposal of Silt, Dead Matter, or Refuse; or in operations the nature of which is undefined..... | 98 | 98 | ... | 42 | 42 | ... | 5 | 5 | ... | ... | ... | ... |
| 4 | 20 | ... | Industrial Workers imperfectly defined | 407 | 407 | ... | 114 | 114 | ... | 16 | 16 | ... | 5 | 5 | ... |
| 5 | 21 | ... | Persons directly engaged in the cultivation of Land, or in rearing and breeding Animals, or in obtaining Raw Products from natural sources | 523 | 517 | 6 | 157 | 153 | 4 | 49 | 49 | ... | 8 | 8 | ... |
| 6 | 22 | ... | Persons whose Occupations are undefined or unknown, embracing those who derive Incomes from sources which cannot be directly related to any other class..... | 165 | 159 | 6 | 43 | 42 | 1 | 10 | 10 | ... | ... | ... | ... |
| 7 | 23 | ... | Persons dependent upon Natural Guardians | 1521 | 429 | 1092 | 567 | 146 | 421 | 39 | 21 | 18 | 33 | 9 | 24 |
| 7 | 24 | ... | Persons dependent upon the State or upon Public or Private Support..... | 116 | 28 | 88 | 39 | 5 | 34 | ... | ... | ... | ... | ... | ... |

TABLE XII.—Showing the Numbers and Occupations of Males and Females suffering from each description to the Census

| Classification. | | | Occupations. | TOTAL. | | | Sick. | | | Accident. | | | Deaf and Dumb. | | |
|-----------------|------------|---------|---------------------------------------|----------|--------|----------|----------|--------|----------|-----------|--------|----------|----------------|--------|----------|
| Order. | Sub-order. | Number. | | Persons. | Males. | Females. | Persons. | Males. | Females. | Persons. | Males. | Females. | Persons. | Males. | Females. |
| SUB-ORDERS. | | | | | | | | | | | | | | | |
| 1 | 1 | 2 | Clerks, Government..... | 4 | 4 | ... | 2 | 2 | ... | ... | ... | ... | ... | ... | ... |
| | | | Inspector of Stock..... | 1 | 1 | ... | 1 | 1 | ... | ... | ... | ... | ... | ... | ... |
| 1 | 2 | 1 | Poundkeeper..... | 1 | 1 | ... | ... | ... | ... | ... | ... | ... | ... | ... | ... |
| 1 | 3 | 3 | Soldiers..... | 4 | 4 | ... | ... | ... | ... | ... | ... | ... | ... | ... | ... |
| 1 | 3 | 4 | Middy, R.N..... | 1 | 1 | ... | 1 | 1 | ... | ... | ... | ... | ... | ... | ... |
| | | | Officer, R.N..... | 1 | 1 | ... | ... | ... | ... | ... | ... | ... | ... | ... | ... |
| 1 | 3 | 5 | Seamen, R.N..... | 4 | 4 | ... | 4 | 4 | ... | ... | ... | ... | ... | ... | ... |
| | | | Engineers, R.N..... | 1 | 1 | ... | ... | ... | ... | 1 | 1 | ... | ... | ... | ... |
| 1 | 4 | 1 | Bailiff..... | 1 | 1 | ... | ... | ... | ... | ... | ... | ... | ... | ... | ... |
| 1 | 4 | 6 | Solicitors..... | 4 | 4 | ... | 1 | 1 | ... | ... | ... | ... | ... | ... | ... |
| 1 | 4 | 7 | Articled Clerks..... | 2 | 2 | ... | 1 | 1 | ... | ... | ... | ... | ... | ... | ... |
| 1 | 4 | 10 | Police principal Officers..... | 3 | 3 | ... | ... | ... | ... | 1 | 1 | ... | ... | ... | ... |
| | | | Policemen..... | 3 | 3 | ... | 1 | 1 | ... | 1 | 1 | ... | ... | ... | ... |
| 2 | 1 | 1 | Clergymen..... | 6 | 6 | ... | 2 | 2 | ... | ... | ... | ... | ... | ... | ... |
| | | | Church Officer, Sexton..... | 1 | 1 | ... | 1 | 1 | ... | ... | ... | ... | ... | ... | ... |
| | | | Organist..... | 1 | ... | 1 | 1 | ... | 1 | ... | ... | ... | ... | ... | ... |
| 2 | 3 | 2 | Medical Men..... | 2 | 2 | ... | ... | ... | ... | ... | ... | ... | ... | ... | ... |
| | | | Wardsmen..... | 2 | ... | 2 | 2 | ... | 2 | ... | ... | ... | ... | ... | ... |
| 2 | 3 | 9 | Midwife..... | 1 | ... | 1 | ... | ... | ... | ... | ... | ... | ... | ... | ... |
| 2 | 4 | 1 | Journalist..... | 1 | 1 | ... | 1 | 1 | ... | ... | ... | ... | ... | ... | ... |
| | | | Reporter..... | 1 | 1 | ... | ... | ... | ... | ... | ... | ... | ... | ... | ... |
| 2 | 6 | 1 | Engineers..... | 2 | 2 | ... | ... | ... | ... | 1 | 1 | ... | ... | ... | ... |
| | | | Surveyors..... | 2 | 2 | ... | 1 | 1 | ... | ... | ... | ... | ... | ... | ... |
| | | | Architect..... | 1 | 1 | ... | ... | ... | ... | ... | ... | ... | ... | ... | ... |
| 2 | 7 | 3 | State School Teachers..... | 14 | 9 | 5 | 3 | ... | 3 | ... | ... | ... | ... | ... | ... |
| | | | Teachers..... | 6 | ... | 6 | 3 | ... | 3 | ... | ... | ... | ... | ... | ... |
| 2 | 7 | 7 | Governesses..... | 3 | ... | 3 | ... | ... | ... | ... | ... | ... | ... | ... | ... |
| 2 | 7 | 9 | Curator Museum..... | 1 | 1 | ... | ... | ... | ... | 1 | 1 | ... | ... | ... | ... |
| 2 | 8 | 4 | Photographer..... | 1 | 1 | ... | ... | ... | ... | ... | ... | ... | ... | ... | ... |
| 2 | 9 | 2 | Musician..... | 1 | 1 | ... | ... | ... | ... | ... | ... | ... | ... | ... | ... |
| 2 | 10 | 1 | Actor..... | 1 | 1 | ... | ... | ... | ... | ... | ... | ... | ... | ... | ... |
| | | | Jockeys..... | 2 | 2 | ... | 1 | 1 | ... | ... | ... | ... | ... | ... | ... |
| 3 | 1 | 1 | Hotel Keepers..... | 5 | 5 | ... | 1 | 1 | ... | ... | ... | ... | ... | ... | ... |
| 3 | 1 | 3 | Boarding-house Keepers..... | 4 | 4 | ... | 2 | 2 | ... | ... | ... | ... | ... | ... | ... |
| 3 | 2 | 1 | Housekeepers..... | 2 | ... | 2 | 2 | ... | 2 | ... | ... | ... | ... | ... | ... |
| 3 | 2 | 3 | Porter..... | 1 | 1 | ... | 1 | 1 | ... | ... | ... | ... | ... | ... | ... |
| 3 | 2 | 5 | Grooms..... | 7 | 7 | ... | 2 | 2 | ... | ... | ... | ... | ... | ... | ... |
| 3 | 2 | 7 | Cooks..... | 6 | 5 | 1 | 1 | 1 | ... | ... | ... | ... | ... | ... | ... |
| 3 | 2 | 8 | Housemaids..... | 1 | ... | 1 | 1 | ... | 1 | ... | ... | ... | ... | ... | ... |
| | | | Servants..... | 69 | 1 | 68 | 28 | 1 | 27 | 1 | ... | 1 | 1 | ... | 1 |
| 3 | 2 | 9 | Nurses..... | 3 | ... | 3 | 2 | ... | 2 | ... | ... | ... | ... | ... | ... |
| 3 | 2 | 10 | Messenger, Government..... | 1 | 1 | ... | ... | ... | ... | 1 | 1 | ... | ... | ... | ... |
| 3 | 2 | 12 | Barber..... | 1 | 1 | ... | ... | ... | ... | ... | ... | ... | ... | ... | ... |
| 3 | 2 | 13 | Laundresses..... | 4 | ... | 4 | ... | ... | ... | ... | ... | ... | ... | ... | ... |
| 3 | 2 | 15 | Caretakers..... | 5 | 5 | ... | 1 | 1 | ... | 1 | 1 | ... | ... | ... | ... |
| | | | Night Watchman..... | 1 | 1 | ... | ... | ... | ... | 1 | 1 | ... | ... | ... | ... |
| 4 | 1 | 2 | Bank Clerk..... | 1 | 1 | ... | 1 | 1 | ... | ... | ... | ... | ... | ... | ... |
| 4 | 1 | 4 | Speculator..... | 1 | 1 | ... | ... | ... | ... | ... | ... | ... | ... | ... | ... |
| | | | Mining Sharebrokers..... | 2 | 2 | ... | 1 | 1 | ... | 1 | 1 | ... | ... | ... | ... |
| 4 | 2 | 1 | Insurance Agent..... | 1 | 1 | ... | 1 | 1 | ... | ... | ... | ... | ... | ... | ... |
| 4 | 2 | 4 | Clerk to Auctioneer..... | 1 | 1 | ... | ... | ... | ... | 1 | 1 | ... | ... | ... | ... |
| 4 | 2 | 5 | Secretary Friendly Society..... | 1 | 1 | ... | ... | ... | ... | 1 | 1 | ... | ... | ... | ... |
| 4 | 3 | 1 | Landowners..... | 7 | 7 | ... | 1 | 1 | ... | ... | ... | ... | ... | ... | ... |
| 4 | 3 | 4 | Householders..... | 15 | 14 | 1 | 7 | 7 | ... | 2 | 1 | 1 | ... | ... | ... |
| 5 | 1 | 2 | Librarian..... | 1 | 1 | ... | ... | ... | ... | ... | ... | ... | ... | ... | ... |
| 6 | 1 | 2 | Drapers..... | 3 | 3 | ... | 1 | 1 | ... | ... | ... | ... | ... | ... | ... |
| 6 | 2 | 3 | Boot Importer..... | 1 | 1 | ... | ... | ... | ... | ... | ... | ... | ... | ... | ... |
| 7 | 1 | 3 | Butchers..... | 12 | 12 | ... | 6 | 6 | ... | ... | ... | ... | ... | ... | ... |
| 7 | 1 | 6 | Fish Hawkers..... | 3 | 3 | ... | ... | ... | ... | ... | ... | ... | ... | ... | ... |
| 7 | 2 | 4 | Fruiters, Greengrocers, &c..... | 4 | 4 | ... | 2 | 2 | ... | 2 | 2 | ... | ... | ... | ... |
| 7 | 3 | 1 | Publican's Assistants..... | 2 | 2 | ... | ... | ... | ... | ... | ... | ... | ... | ... | ... |
| 7 | 3 | 4 | Grocers..... | 8 | 6 | 2 | 2 | 1 | 1 | ... | ... | ... | ... | ... | ... |
| 7 | 3 | 5 | Tobacconist..... | 1 | 1 | ... | ... | ... | ... | 1 | 1 | ... | ... | ... | ... |
| 8 | 1 | 1 | Cattle Dealer..... | 1 | 1 | ... | ... | ... | ... | ... | ... | ... | ... | ... | ... |
| 8 | 1 | 2 | Horsebreaker..... | 1 | 1 | ... | ... | ... | ... | ... | ... | ... | ... | ... | ... |
| 8 | 3 | 1 | Skin Dealer..... | 1 | 1 | ... | ... | ... | ... | ... | ... | ... | ... | ... | ... |
| 8 | 5 | 3 | Hay and Corn Dealers..... | 2 | 2 | ... | 2 | 1 | ... | ... | ... | ... | ... | ... | ... |
| 9 | 1 | 3 | Wood Dealers..... | 5 | 5 | ... | ... | ... | ... | 1 | 1 | ... | ... | ... | ... |
| | | | „ Carters..... | 3 | 3 | ... | ... | ... | ... | ... | ... | ... | ... | ... | ... |
| 10 | 3 | 6 | Ironmongers..... | 2 | 2 | ... | 1 | 1 | ... | ... | ... | ... | ... | ... | ... |
| 11 | 1 | 1 | Merchant's Warehousemen..... | 3 | 3 | ... | 1 | 1 | ... | ... | ... | ... | ... | ... | ... |
| 11 | 1 | 2 | Shopman, Assistant, Storekeepers..... | 8 | 7 | 1 | 2 | 1 | 1 | ... | ... | ... | 1 | 1 | ... |

of Infirmary in the Colony, arranged in the various Classes, Orders, and Sub-Orders of Occupations, according Returns of 1891—continued.

| Deaf only. | | | Blind. | | | Insane. | | | Idiotic. | | | Crippled. | | | Epileptic. | | | Paralytic. | | | Lost a Limb. | | | Lost Sight of Eye. | | | Other Infirmities. | | |
|------------|--------|----------|----------|--------|----------|----------|--------|----------|----------|--------|----------|-----------|--------|----------|------------|--------|----------|------------|--------|----------|--------------|--------|----------|--------------------|--------|----------|--------------------|--------|----------|
| Persons. | Males. | Females. | Persons. | Males. | Females. | Persons. | Males. | Females. | Persons. | Males. | Females. | Persons. | Males. | Females. | Persons. | Males. | Females. | Persons. | Males. | Females. | Persons. | Males. | Females. | Persons. | Males. | Females. | Persons. | Males. | Females. |
| .. | .. | .. | .. | .. | .. | 1 | 1 | .. | .. | .. | .. | .. | .. | .. | .. | .. | .. | 1 | 1 | .. | .. | .. | .. | .. | .. | .. | .. | .. | |
| .. | .. | .. | .. | .. | .. | .. | .. | .. | .. | .. | .. | .. | .. | .. | 1 | 1 | .. | .. | .. | .. | .. | .. | .. | .. | .. | .. | .. | .. | |
| .. | .. | .. | .. | .. | .. | 4 | 4 | .. | .. | .. | .. | .. | .. | .. | .. | .. | .. | .. | .. | .. | .. | .. | .. | .. | .. | .. | .. | .. | |
| .. | .. | .. | .. | .. | .. | 1 | 1 | .. | .. | .. | .. | .. | .. | .. | .. | .. | .. | .. | .. | .. | .. | .. | .. | .. | .. | .. | .. | .. | |
| .. | .. | .. | .. | .. | .. | .. | .. | .. | .. | .. | .. | .. | .. | .. | .. | .. | .. | .. | .. | .. | .. | .. | .. | .. | .. | .. | .. | .. | |
| .. | .. | .. | .. | .. | .. | 3 | 3 | .. | .. | .. | .. | .. | .. | .. | .. | .. | .. | 1 | 1 | .. | .. | .. | .. | .. | .. | .. | .. | .. | |
| 1 | 1 | .. | .. | .. | .. | .. | .. | .. | .. | .. | .. | .. | .. | .. | .. | .. | .. | .. | .. | .. | 2 | 2 | .. | .. | .. | .. | .. | .. | |
| 2 | 2 | .. | .. | .. | .. | 1 | 1 | .. | .. | .. | .. | .. | .. | .. | 1 | 1 | .. | .. | .. | .. | 1 | 1 | .. | .. | .. | .. | .. | .. | |
| .. | .. | .. | .. | .. | .. | .. | .. | .. | .. | .. | .. | .. | .. | .. | .. | .. | .. | .. | .. | .. | .. | .. | .. | .. | .. | .. | .. | .. | |
| .. | .. | .. | .. | .. | .. | .. | .. | .. | .. | .. | .. | .. | .. | .. | .. | .. | .. | .. | .. | .. | 1 | 1 | .. | .. | .. | 1 | 1 | .. | |
| .. | .. | .. | .. | .. | .. | 1 | 1 | .. | .. | .. | .. | .. | .. | .. | .. | .. | .. | .. | .. | .. | 1 | .. | 1 | .. | .. | .. | .. | .. | |
| .. | .. | .. | 1 | 1 | .. | 1 | 1 | .. | .. | .. | .. | .. | .. | .. | .. | .. | .. | .. | .. | .. | .. | .. | .. | .. | .. | .. | .. | .. | |
| .. | .. | .. | .. | .. | .. | 1 | 1 | .. | .. | .. | .. | .. | .. | .. | .. | .. | .. | 1 | 1 | .. | .. | .. | .. | .. | .. | .. | .. | .. | |
| .. | .. | .. | .. | .. | .. | 3 | 3 | .. | .. | .. | .. | .. | .. | .. | 1 | 1 | .. | 4 | 4 | .. | 3 | 3 | .. | 3 | 1 | 2 | .. | .. | |
| .. | .. | .. | .. | .. | .. | 3 | 3 | .. | .. | .. | .. | .. | .. | .. | .. | .. | .. | .. | .. | .. | .. | .. | .. | .. | .. | .. | .. | .. | |
| .. | .. | .. | .. | .. | .. | 1 | 1 | .. | .. | .. | .. | 1 | 1 | .. | .. | .. | .. | .. | .. | .. | .. | .. | .. | .. | .. | .. | .. | .. | |
| .. | .. | .. | .. | .. | .. | 1 | 1 | .. | .. | .. | .. | .. | .. | .. | .. | .. | .. | .. | .. | .. | 1 | 1 | .. | .. | .. | .. | .. | .. | |
| .. | .. | .. | 1 | 1 | .. | .. | .. | .. | .. | .. | .. | .. | .. | .. | .. | .. | .. | .. | .. | .. | 1 | 1 | .. | 2 | 2 | .. | 2 | .. | |
| .. | .. | .. | .. | .. | .. | .. | .. | .. | .. | .. | .. | .. | 1 | 1 | .. | .. | .. | .. | .. | .. | .. | .. | .. | .. | .. | .. | .. | .. | |
| .. | .. | .. | 1 | 1 | .. | 1 | 1 | .. | .. | .. | .. | .. | .. | .. | .. | .. | .. | 1 | 1 | .. | 2 | 2 | .. | .. | .. | .. | .. | .. | |
| .. | .. | .. | .. | .. | .. | .. | .. | .. | .. | .. | .. | .. | .. | .. | .. | .. | .. | .. | .. | .. | .. | .. | .. | .. | .. | .. | .. | .. | |
| 7 | 7 | .. | 14 | 14 | .. | 3 | 3 | .. | .. | .. | 3 | 3 | .. | .. | .. | .. | .. | 2 | 2 | .. | 9 | 9 | .. | 1 | 1 | .. | 1 | .. | |
| 1 | 1 | .. | .. | .. | .. | .. | .. | .. | .. | .. | .. | .. | .. | .. | .. | .. | .. | .. | .. | .. | .. | .. | .. | .. | .. | .. | .. | .. | |
| .. | .. | .. | .. | .. | .. | 3 | 3 | .. | .. | .. | .. | .. | .. | .. | .. | .. | .. | .. | .. | .. | .. | .. | .. | 1 | 1 | .. | 1 | .. | |
| .. | .. | .. | .. | .. | .. | .. | .. | .. | .. | .. | .. | .. | 1 | 1 | .. | .. | .. | .. | .. | .. | .. | .. | .. | 2 | 2 | .. | .. | .. | |
| .. | .. | .. | .. | .. | .. | .. | .. | .. | 1 | 1 | .. | .. | .. | .. | .. | .. | .. | .. | .. | .. | .. | .. | .. | .. | .. | .. | .. | .. | |
| .. | .. | .. | .. | .. | .. | .. | .. | .. | .. | .. | .. | .. | .. | .. | .. | .. | .. | .. | .. | .. | .. | .. | .. | .. | .. | .. | .. | .. | |
| 1 | 1 | .. | 1 | 1 | .. | 1 | 1 | .. | .. | .. | .. | .. | .. | .. | 1 | 1 | .. | .. | .. | .. | .. | .. | .. | 2 | 2 | .. | 2 | .. | |
| 2 | 2 | .. | 1 | 1 | .. | .. | .. | .. | .. | .. | .. | .. | .. | .. | .. | .. | 1 | 1 | .. | .. | .. | .. | 2 | 2 | .. | 2 | .. | .. | |
| .. | .. | .. | .. | .. | .. | 2 | 2 | .. | .. | .. | .. | .. | .. | .. | .. | .. | 1 | 1 | .. | .. | .. | .. | .. | .. | .. | .. | .. | .. | |
| 1 | 1 | .. | .. | .. | .. | .. | .. | .. | .. | .. | 2 | 2 | .. | .. | 1 | 1 | .. | .. | .. | .. | .. | .. | 1 | 1 | .. | 1 | 1 | .. | |
| 1 | 1 | .. | .. | .. | .. | 1 | 1 | .. | .. | .. | .. | .. | .. | .. | .. | .. | 1 | 1 | .. | .. | .. | .. | .. | .. | .. | .. | .. | .. | |
| 3 | 2 | 1 | .. | .. | .. | .. | .. | .. | .. | .. | .. | .. | .. | .. | .. | .. | 2 | 2 | .. | 2 | 2 | .. | 1 | 1 | .. | 1 | 1 | .. | |
| .. | .. | .. | .. | .. | .. | .. | .. | .. | .. | .. | .. | .. | .. | .. | .. | .. | .. | .. | .. | .. | .. | .. | .. | .. | .. | .. | .. | .. | |
| .. | .. | .. | .. | .. | .. | .. | .. | .. | .. | .. | .. | .. | .. | .. | .. | .. | .. | .. | .. | .. | .. | .. | .. | 1 | 1 | .. | 1 | .. | |
| .. | .. | .. | .. | .. | .. | .. | .. | .. | .. | .. | .. | .. | .. | .. | .. | .. | .. | .. | .. | .. | .. | .. | .. | .. | .. | .. | .. | .. | |
| 1 | 1 | .. | .. | .. | .. | .. | .. | .. | .. | .. | .. | .. | 1 | 1 | .. | .. | .. | .. | .. | .. | 1 | 1 | .. | 1 | 1 | .. | 1 | .. | |
| .. | .. | .. | .. | .. | .. | 1 | 1 | .. | .. | .. | .. | .. | .. | .. | 1 | 1 | .. | 1 | 1 | .. | 1 | 1 | .. | .. | .. | .. | .. | .. | |
| 1 | 1 | .. | .. | .. | .. | .. | .. | .. | .. | .. | .. | .. | .. | .. | .. | .. | .. | .. | .. | .. | 2 | 2 | .. | .. | .. | .. | .. | .. | |

TABLE XII.—Showing the Numbers and Occupations of Males and Females suffering from each description to the Census

| Classification. | | | Occupations. | TOTAL. | | | Sick. | | | Accident. | | | Deaf and Dumb. | | |
|-----------------------|------------|---------|------------------------------------|----------|--------|----------|----------|--------|----------|-----------|--------|----------|----------------|--------|----------|
| Order. | Sub-Order. | Number. | | Persons. | Males. | Females. | Persons. | Males. | Females. | Persons. | Males. | Females. | Persons. | Males. | Females. |
| SUB-ORDERS—continued. | | | | | | | | | | | | | | | |
| 11 | 1 | 3 | General Dealers..... | 3 | 2 | 1 | 1 | ... | 1 | ... | ... | ... | ... | ... | ... |
| 11 | 1 | 4 | Hawkers..... | 15 | 15 | ... | 6 | 6 | ... | 2 | 2 | ... | ... | ... | ... |
| 11 | 1 | 6 | Commission, Book Agents..... | 3 | 3 | ... | 2 | 2 | ... | ... | ... | ... | ... | ... | ... |
| 11 | 3 | 2 | Clerks, undefined..... | 14 | 14 | ... | 7 | 7 | ... | ... | ... | ... | ... | ... | ... |
| | | | Accountants, undefined..... | 2 | 2 | ... | 2 | 2 | ... | ... | ... | ... | ... | ... | ... |
| 11 | 3 | 3 | (Commercial Traveller..... | 1 | 1 | ... | ... | ... | ... | 1 | 1 | ... | ... | ... | ... |
| 12 | 1 | 2 | Storemen..... | 2 | 2 | ... | 1 | 1 | ... | ... | ... | ... | ... | ... | ... |
| 13 | 1 | 3 | Porters, Railway..... | 2 | 2 | ... | 1 | 1 | ... | ... | ... | ... | ... | ... | ... |
| | | | Signalman, Railway..... | 1 | 1 | ... | 1 | 1 | ... | ... | ... | ... | ... | ... | ... |
| 13 | 1 | 4 | Platelayers, Railway..... | 4 | 4 | ... | 3 | 3 | ... | 1 | 1 | ... | ... | ... | ... |
| 13 | 1 | 5 | Gatekeeper, Railway..... | 1 | 1 | ... | ... | ... | ... | ... | ... | ... | ... | ... | ... |
| 13 | 2 | 1 | Cabmen..... | 4 | 4 | ... | 2 | 2 | ... | ... | ... | ... | ... | ... | ... |
| | | | 'Bus Proprietor..... | 1 | 1 | ... | ... | ... | ... | 1 | 1 | ... | ... | ... | ... |
| 13 | 2 | 3 | Carriers..... | 5 | 5 | ... | 2 | 2 | ... | ... | ... | ... | ... | ... | ... |
| | | | Carters..... | 4 | 4 | ... | 2 | 2 | ... | ... | ... | ... | ... | ... | ... |
| 13 | 3 | 1 | Harbour Master..... | 1 | 1 | ... | ... | ... | ... | ... | ... | ... | ... | ... | ... |
| 13 | 3 | 2 | Pilot..... | 1 | 1 | ... | ... | ... | ... | ... | ... | ... | ... | ... | ... |
| | | | Mariners..... | 22 | 22 | ... | 9 | 9 | ... | 1 | 1 | ... | ... | ... | ... |
| | | | Engineer, Marine..... | 1 | 1 | ... | ... | ... | ... | ... | ... | ... | ... | ... | ... |
| | | | Stewards..... | 5 | 5 | ... | 2 | 2 | ... | ... | ... | ... | ... | ... | ... |
| | | | Craftsmen..... | 2 | 2 | ... | ... | ... | ... | ... | ... | ... | ... | ... | ... |
| | | | Wharf Labourers..... | 7 | 7 | ... | 3 | 3 | ... | 1 | 1 | ... | ... | ... | ... |
| 13 | 4 | 1 | Postmasters..... | 6 | 6 | ... | 4 | 4 | ... | ... | ... | ... | ... | ... | ... |
| | | | Mailman..... | 1 | 1 | ... | ... | ... | ... | ... | ... | ... | ... | ... | ... |
| | 5. | 1 | Telegraph Operators..... | 2 | 2 | ... | 1 | 1 | ... | ... | ... | ... | ... | ... | ... |
| | 6 | 1 | „ Messenger..... | 1 | 1 | ... | ... | ... | ... | ... | ... | ... | ... | ... | ... |
| 14 | 1 | 2 | Printers..... | 4 | 4 | ... | ... | ... | ... | 1 | 1 | ... | ... | ... | ... |
| 14 | 1 | 4 | Newspaper Reader..... | 1 | 1 | ... | ... | ... | ... | ... | ... | ... | ... | ... | ... |
| 14 | 1 | 5 | Bookbinder..... | 1 | 1 | ... | ... | ... | ... | ... | ... | ... | ... | ... | ... |
| 14 | 2 | 2 | Piano-tuner..... | 1 | 1 | ... | ... | ... | ... | ... | ... | ... | ... | ... | ... |
| 14 | 2 | 10 | Millwright..... | 1 | 1 | ... | ... | ... | ... | 1 | 1 | ... | ... | ... | ... |
| 14 | 4 | 5 | Basketmakers..... | 3 | 3 | ... | ... | ... | ... | ... | ... | ... | ... | ... | ... |
| 14 | 7 | 1 | Watchmakers..... | 2 | 2 | ... | ... | ... | ... | ... | ... | ... | ... | ... | ... |
| 14 | 10 | 5 | Cutler..... | 1 | 1 | ... | ... | ... | ... | 1 | 1 | ... | ... | ... | ... |
| 14 | 10 | 8 | Broom-maker..... | 1 | 1 | ... | ... | ... | ... | ... | ... | ... | ... | ... | ... |
| 14 | 11 | 2 | Coachbuilders' Painters..... | 3 | 3 | ... | ... | ... | ... | ... | ... | ... | ... | ... | ... |
| 14 | 11 | 4 | Wheelwrights..... | 2 | 2 | ... | 1 | 1 | ... | 1 | 1 | ... | ... | ... | ... |
| 14 | 12 | 2 | Whipmaker..... | 1 | 1 | ... | ... | ... | ... | ... | ... | ... | ... | ... | ... |
| 14 | 12 | 5 | Tanner's Labourer..... | 1 | 1 | ... | ... | ... | ... | ... | ... | ... | 1 | 1 | ... |
| 14 | 13 | 1 | Shipbuilders, Shipwright..... | 4 | 4 | ... | 2 | 2 | ... | ... | ... | ... | ... | ... | ... |
| | | | Sailmaker..... | 1 | 1 | ... | ... | ... | ... | ... | ... | ... | ... | ... | ... |
| 14 | 14 | 1 | Cabinetmakers, Chairmaker..... | 4 | 4 | ... | ... | ... | ... | ... | ... | ... | ... | ... | ... |
| 15 | 1 | 2 | Woollen Manufacturer, Weaver..... | 2 | 2 | ... | 2 | 2 | ... | ... | ... | ... | ... | ... | ... |
| | | | Woolcomber..... | 1 | 1 | ... | ... | ... | ... | ... | ... | ... | ... | ... | ... |
| 15 | 2 | 1 | Tailors, Tailoresses..... | 16 | 14 | 2 | 3 | 2 | 1 | 1 | 1 | ... | 2 | 2 | ... |
| | | | Dressmakers..... | 10 | ... | 10 | 5 | ... | 5 | ... | ... | ... | 2 | ... | 2 |
| | | | Needlewomen..... | 3 | ... | 3 | ... | ... | ... | ... | ... | ... | ... | ... | ... |
| | | | Seamstresses..... | 7 | ... | 7 | ... | ... | ... | ... | ... | ... | ... | ... | ... |
| | | | Milliners..... | 2 | ... | 2 | ... | ... | ... | ... | ... | ... | ... | ... | ... |
| 15 | 2 | 6 | Bootmakers..... | 35 | 35 | ... | 14 | 14 | ... | 1 | 1 | ... | 1 | 1 | ... |
| 16 | 2 | 1 | Millers, Flour..... | 2 | 2 | ... | ... | ... | ... | ... | ... | ... | ... | ... | ... |
| | | | Miller..... | 1 | 1 | ... | 1 | 1 | ... | ... | ... | ... | ... | ... | ... |
| | | | Millhands..... | 4 | 4 | ... | 4 | 4 | ... | ... | ... | ... | ... | ... | ... |
| 16 | 2 | 2 | Bakers, Pastrycooks..... | 14 | 13 | 1 | 4 | 4 | ... | 1 | 1 | ... | ... | ... | ... |
| 16 | 3 | 5 | Cordial Manufacturers..... | 3 | 3 | ... | 1 | 1 | ... | ... | ... | ... | ... | ... | ... |
| 16 | 3 | 8 | Tobacco Spinner..... | 1 | 1 | ... | ... | ... | ... | ... | ... | ... | ... | ... | ... |
| 17 | 1 | 1 | Soapboiler..... | 1 | 1 | ... | ... | ... | ... | ... | ... | ... | ... | ... | ... |
| 17 | 1 | 3 | Fellmonger..... | 1 | 1 | ... | 1 | 1 | ... | ... | ... | ... | ... | ... | ... |
| 17 | 2 | 1 | Woodcutter..... | 1 | 1 | ... | ... | ... | ... | ... | ... | ... | ... | ... | ... |
| 17 | 2 | 2 | Fencer..... | 1 | 1 | ... | ... | ... | ... | ... | ... | ... | ... | ... | ... |
| 17 | 2 | 5 | Sawmiller..... | 1 | 1 | ... | 1 | 1 | ... | ... | ... | ... | ... | ... | ... |
| | | | Sawmill Hands..... | 7 | 7 | ... | ... | ... | ... | ... | ... | ... | ... | ... | ... |
| 18 | 1 | 1 | Gas-stoker..... | 1 | 1 | ... | ... | ... | ... | ... | ... | ... | ... | ... | ... |
| 18 | 2 | 1 | Stonecutter..... | 1 | 1 | ... | ... | ... | ... | ... | ... | ... | ... | ... | ... |
| 18 | 2 | 4 | Brickmakers..... | 6 | 6 | ... | 2 | 2 | ... | ... | ... | ... | ... | ... | ... |
| | | | Potter..... | 1 | 1 | ... | ... | ... | ... | ... | ... | ... | ... | ... | ... |
| 18 | 3 | 1 | Jewellers..... | 5 | 5 | ... | 1 | 1 | ... | ... | ... | ... | ... | ... | ... |
| 18 | 4 | 2 | Tinsmith..... | 1 | 1 | ... | ... | ... | ... | ... | ... | ... | ... | ... | ... |
| 18 | 4 | 4 | Ironworker..... | 1 | 1 | ... | ... | ... | ... | ... | ... | ... | ... | ... | ... |
| | | | Engineer, Fitter, Boilermaker..... | 3 | 3 | ... | 2 | 2 | ... | ... | ... | ... | ... | ... | ... |
| | | | Ironmoulder..... | 1 | 1 | ... | 1 | 1 | ... | ... | ... | ... | ... | ... | ... |
| | | | Blacksmiths..... | 31 | 31 | ... | 18 | 18 | ... | 1 | 1 | ... | ... | ... | ... |

149

of Infirmity in the Colony, arranged in the various Classes, Orders, and Sub-Orders of Occupations, according
Returns of 1891—*continued*.

[illegible]

TABLE XII.—Showing the Numbers and Occupations of Males and Females suffering from each description to the Census

| Classification. | | | Occupations. | TOTAL. | | | Sick. | | | Accident. | | | Deaf and Dumb. | | |
|-----------------------|------------|---------|---|----------|--------|----------|----------|--------|----------|-----------|--------|----------|----------------|--------|----------|
| Order. | Sub-Order. | Number. | | Persons. | Males. | Females. | Persons. | Males. | Females. | Persons. | Males. | Females. | Persons. | Males. | Females. |
| SUB-ORDERS—continued. | | | | | | | | | | | | | | | |
| 18 | 4 | 9 | Locksmith | 1 | 1 | ... | 1 | 1 | ... | ... | ... | ... | ... | ... | ... |
| 19 | 1 | 1 | Builders | 5 | 5 | ... | 1 | 1 | ... | ... | ... | ... | ... | ... | ... |
| | | 2 | Stonemasons | 6 | 6 | ... | 4 | 4 | ... | 1 | 1 | ... | ... | ... | ... |
| | | 3 | Bricklayers | 4 | 4 | ... | 1 | 1 | ... | ... | ... | ... | ... | ... | ... |
| | | 4 | Carpenters and Joiner | 46 | 46 | ... | 25 | 25 | ... | 3 | 3 | ... | ... | ... | ... |
| | | | Ship Carpenters | 2 | 2 | ... | ... | ... | ... | ... | ... | ... | ... | ... | ... |
| | | | Turners | 2 | 2 | ... | ... | ... | ... | ... | ... | ... | ... | ... | ... |
| | | 6 | Plasterer | 1 | 1 | ... | ... | ... | ... | ... | ... | ... | ... | ... | ... |
| | | 7 | Painters | 10 | 10 | ... | 2 | 2 | ... | ... | ... | ... | ... | ... | ... |
| | | 8 | Plumbers | 3 | 3 | ... | 3 | 3 | ... | ... | ... | ... | ... | ... | ... |
| 19 | 2 | 1 | Contractors, Road, &c. | 8 | 8 | ... | 4 | 4 | ... | ... | ... | ... | ... | ... | ... |
| 19 | 2 | 5 | Navvies and Road Labourers | 10 | 10 | ... | 2 | 2 | ... | 1 | 1 | ... | ... | ... | ... |
| 19 | 3 | 3 | Chimney Sweep | 1 | 1 | ... | ... | ... | ... | ... | ... | ... | ... | ... | ... |
| 20 | 1 | 2 | Manager Factory | 1 | 1 | ... | ... | ... | ... | ... | ... | ... | ... | ... | ... |
| 20 | 1 | 3 | Engine Drivers | 11 | 11 | ... | 4 | 4 | ... | ... | ... | ... | ... | ... | ... |
| | | | Engineers | 4 | 4 | ... | ... | ... | ... | ... | ... | ... | ... | ... | ... |
| | | | Firemen, Stoker | 2 | 2 | ... | 1 | 1 | ... | ... | ... | ... | ... | ... | ... |
| | | 4 | Carters, Draymen, Drivers | 7 | 7 | ... | 2 | 2 | ... | 1 | 1 | ... | ... | ... | ... |
| | | 5 | General Labourers | 382 | 382 | ... | 107 | 107 | ... | 15 | 15 | ... | 5 | 5 | ... |
| 21 | 1 | 1 | Farmers | 97 | 265 | 5 | 97 | 94 | 3 | 22 | 22 | ... | 4 | 4 | ... |
| | | 3 | Farm Labourers | 110 | 110 | ... | 26 | 26 | ... | 11 | 11 | ... | 3 | 3 | ... |
| | | 4 | Market Gardener | 1 | 1 | ... | ... | ... | ... | ... | ... | ... | ... | ... | ... |
| | | 5 | Fruitgrowers | 3 | 3 | ... | 1 | 1 | ... | ... | ... | ... | ... | ... | ... |
| | | 9 | Horticulturists | 3 | 3 | ... | ... | ... | ... | 1 | 1 | ... | ... | ... | ... |
| | | | Gardeners | 43 | 43 | ... | 13 | 13 | ... | 1 | 1 | ... | ... | ... | ... |
| 21 | 2 | 3 | Drover | 1 | 1 | ... | ... | ... | ... | ... | ... | ... | ... | ... | ... |
| | | | Shepherds | 5 | 5 | ... | 2 | 2 | ... | ... | ... | ... | ... | ... | ... |
| | | 4 | Dairy Farmers, Cowkeepers | 5 | 4 | 1 | 2 | 1 | 1 | ... | ... | ... | ... | ... | ... |
| | | 5 | Milkers and Dairymen | 5 | 5 | ... | ... | ... | ... | 1 | 1 | ... | ... | ... | ... |
| 21 | 3 | 2 | Fishermen | 10 | 10 | ... | 5 | 5 | ... | 2 | 2 | ... | ... | ... | ... |
| | | 5 | Trappers | 6 | 6 | ... | ... | ... | ... | ... | ... | ... | ... | ... | ... |
| | | 6 | Mutton-birds | 1 | 1 | ... | ... | ... | ... | ... | ... | ... | 1 | 1 | ... |
| 21 | 4 | 2 | Axeman, Splitter | 6 | 6 | ... | 1 | 1 | ... | 1 | 1 | ... | ... | ... | ... |
| 21 | 5 | 1 | Waterworks Foreman | 1 | 1 | ... | ... | ... | ... | 1 | 1 | ... | ... | ... | ... |
| 21 | 6 | 2 | Miners, Gold | 11 | 11 | ... | 3 | 3 | ... | 4 | 4 | ... | ... | ... | ... |
| | | 4 | " Tin | 24 | 24 | ... | 8 | 8 | ... | 1 | 1 | ... | ... | ... | ... |
| | | 6 | " Silver | 3 | 3 | ... | 1 | 1 | ... | ... | ... | ... | ... | ... | ... |
| | | 8 | " Coal | 7 | 7 | ... | 1 | 1 | ... | 1 | 1 | ... | ... | ... | ... |
| | | | " Not stated | 8 | 8 | ... | 2 | 2 | ... | 2 | 2 | ... | ... | ... | ... |
| | | | Proprietor | 1 | 1 | ... | ... | ... | ... | ... | ... | ... | ... | ... | ... |
| | | | Prospectors | 5 | 5 | ... | 2 | 2 | ... | 1 | 1 | ... | ... | ... | ... |
| | | 11 | Quarrymen | 4 | 4 | ... | 3 | 3 | ... | ... | ... | ... | ... | ... | ... |
| 22 | 1 | 1 | Pensioners | 13 | 12 | 1 | 3 | 2 | 1 | 2 | 2 | ... | ... | ... | ... |
| | | 2 | Annuitants | 15 | 11 | 4 | 4 | 4 | ... | ... | ... | ... | ... | ... | ... |
| | | 3 | Independent means | 34 | 33 | 1 | 7 | 7 | ... | 1 | 1 | ... | ... | ... | ... |
| 22 | 2 | 1 | Apprentice, Agent | 2 | 2 | ... | ... | ... | ... | 2 | 2 | ... | ... | ... | ... |
| | | 2 | Undefined | 91 | 91 | ... | 39 | 39 | ... | 5 | 5 | ... | ... | ... | ... |
| 23 | 1 | 1 | Wives, Domestic Duties | 498 | ... | 498 | 222 | ... | 222 | 6 | ... | 6 | 1 | ... | 1 |
| | | 2 | Scholars | 108 | 71 | 37 | 57 | 35 | 22 | 6 | 6 | ... | ... | ... | ... |
| | | 3 | Sons, Daughters, Relatives (including Widows) | 915 | 358 | 557 | 278 | 101 | 177 | 27 | 15 | 12 | 32 | 9 | 23 |
| 24 | 1 | 1 | Inmates of Hospitals not otherwise defined | 36 | 5 | 31 | 36 | 5 | 31 | ... | ... | ... | ... | ... | ... |
| | | 2 | " Benevolent Establishments ditto | 6 | ... | 6 | 2 | ... | 2 | ... | ... | ... | ... | ... | ... |
| | | 3 | " Lunatic Asylums ditto | 67 | 23 | 44 | ... | ... | ... | ... | ... | ... | ... | ... | ... |
| | | 4 | " Orphan Asylums ditto | 4 | ... | 4 | 1 | ... | 1 | ... | ... | ... | ... | ... | ... |
| | | 5 | " Industrial Schools ditto | 2 | ... | 2 | ... | ... | ... | ... | ... | ... | ... | ... | ... |
| 24 | 2 | 1 | " Gaol ditto | 1 | ... | 1 | ... | ... | ... | ... | ... | ... | ... | ... | ... |

T A S M A N I A.

C E N S U S, 1 8 9 1.

PART VII.

RELIGIONS OF THE PEOPLE.

Date of Enumeration, April 5, 1891.

PART VII.

RELIGIONS OF THE PEOPLE.

| Table | Page |
|---|------|
| I. Return showing Number of Persons belonging to the principal Religious Denominations in 1870 and 1891 ; also absolute and relative Increase or Decrease | 157 |
| II. Return showing Percentage Proportion of Persons belonging to the different Religious Denominations at Censuses 1870 and 1891 | 157 |
| III. Return showing Relative Distribution of Religions in Urban and Rural Districts ... | 158 |
| IV. Return showing the Analysis of Sects grouped but not specified in Tables III. and IX. | 159 |
| V. Return showing Ages, Religions, and Education of the People | 160 |
| VI. Return showing Religion and Conjugal Condition of the People, (Numerical and Centesimal) | 161 |
| VII. Return showing the Religion and Education under different Age-groups | 162 |
| VIII. Return showing the Religion and Conjugal Condition of the People, Males and Females..... | 163 |
| IX. Return showing the Religions of the People in the various Electoral Districts | 164 |
| X. Return showing the Religions of the People, separately distinguishing the Chinese... | 169 |
| XI. Return showing the Religions of the Chinese in the various Electoral Districts | 170 |

CENSUS OF TASMANIA, 1891.

RELIGIONS OF THE PEOPLE.

Absolute and Relative Increase since 1870.

TABLE I.—Showing the Number of Persons belonging to the principal Religious Denominations in the Years 1870 and 1891, according to the Census Returns for 1870 and 1891 respectively ; also showing the absolute and relative Increase and Decrease in the interval of the two Census Periods.

| DENOMINATIONS. | NUMBER. | | INCREASE OR DECREASE, 1870-1891. | | | |
|---|---------|---------|----------------------------------|-----------|-----------|-----------|
| | 1870. | 1891. | Absolute. | | Per cent. | |
| | | | Increase. | Decrease. | Increase. | Decrease. |
| Total..... | 99,328 | 146,667 | 47,239 | — | 47·56 | — |
| Total specified..... | 99,328 | 141,493 | 42,165 | — | 42·45 | — |
| Baptists | 931 | 3285 | 2354 | — | 252·90 | — |
| Catholics | 22,091 | 25,805 | 3714 | — | 16·81 | — |
| Episcopalians | 53,047 | 76,082 | 23,035 | — | 43·43 | — |
| Independents | 3931 | 4501 | 570 | — | 14·50 | — |
| Methodists | 7187 | 17,150 | 9963 | — | 138·62 | — |
| Presbyterians | 9064 | 9756 | 692 | — | 7·64 | — |
| Society of Friends | 82 | 176 | 94 | — | 114·63 | — |
| Jews | 232 | 84 | — | 148 | — | 63·79 |
| Mahomedans, Buddhists, and other Non-Christian Sects | 4 | 1001 | 997 | — | 249·25 | — |
| Other Denominations..... | 2759 | 3653 | 894 | — | 32·40 | — |

Relative Proportions.

TABLE II.—Showing the percentage proportion of Persons belonging to the principal Religious Denominations, based upon the Numbers ascertained at the Censuses of 1870 and 1891 respectively*.

| Denomination. | 1870. | 1891. |
|--|--------|--------|
| Total specified | 100·00 | 100·00 |
| Baptists | ·94 | 2·32 |
| Catholics | 22·24 | 18·24 |
| Episcopalians | 53·41 | 53·77 |
| Independents | 3·96 | 3·18 |
| Methodists | 7·23 | 12·12 |
| Presbyterians | 9·12 | 6·89 |
| Society of Friends | ·08 | ·12 |
| Jews | ·23 | ·06 |
| Mahomedans, Buddhists, and other Non-Christian Religions | 2·79 | ·71 |
| Others..... | | 2·59 |

* No account was taken of Religious Denominations in the Census of 1881.

Relative Distribution in Urban and Rural Districts, 1891.

TABLE III.—Showing the Numbers, and Proportion per cent., of Persons belonging to the principal Groups, and to each Religious Denomination in the Colony, and in Urban and Rural Districts, according to the Returns of the Census taken on 5th April, 1891.

| Denomination. | Numerical. | | | | Centesimal. | | | |
|---|-------------|-----------------|---------------------|------------------|-------------|-----------------|---------------------|------------------|
| | The Colony. | City of Hobart. | City of Launceston. | Rural Districts. | The Colony. | City of Hobart. | City of Launceston. | Rural Districts. |
| Total | 146,667 | 24,905 | 17,208 | 104,554 | 103·66 | 102·73 | 104·23 | 108·78 |
| Total specified | 141,493 | 24,242 | 16,510 | 100,741 | 100·00 | 100·00 | 100·00 | 100·00 |
| CHRISTIAN DENOMINATIONS. | | | | | | | | |
| <i>Protestant Denominations—</i> | | | | | | | | |
| Baptists | 3285 | 427 | 987 | 1871 | 2·32 | 1·76 | 5·98 | 1·86 |
| Bible Christians | 5 | — | — | 5 | ·00 | — | — | ·01 |
| Christian Brethren, &c. | 1213 | 321 | 131 | 761 | ·86 | 1·32 | ·79 | ·76 |
| Episcopalians | 76,082 | 13,671 | 7874 | 54,537 | 53·77 | 56·40 | 47·69 | 54·13 |
| Independents | 4501 | 993 | 543 | 2965 | 3·18 | 4·10 | 3·29 | 2·94 |
| Lutherans | 421 | 85 | 21 | 315 | ·30 | ·35 | ·13 | ·31 |
| Methodists | 17,150 | 1591 | 2054 | 13,205 | 12·12 | 6·56 | 14·26 | 13·11 |
| Presbyterians | 9756 | 1727 | 1406 | 6623 | 6·89 | 7·12 | 8·52 | 6·57 |
| Other Protestant Denominations | 1529 | 334 | 152 | 1043 | 1·08 | 1·38 | ·92 | 1·04 |
| Total Protestant Denominations | 113,943 | 19,149 | 13,468 | 81,325 | 80·52 | 78·99 | 81·58 | 80·73 |
| Catholics | 25,805 | 4679 | 2921 | 18,205 | 18·24 | 19·30 | 17·69 | 18·07 |
| Total Christian Denominations | 139,747 | 23,828 | 16,389 | 99,530 | 98·76 | 98·29 | 99·27 | 98·80 |
| NON-CHRISTIAN RELIGIONS | 1085 | 208 | 50 | 827 | ·77 | ·86 | ·30 | ·82 |
| RESIDUE OF POPULATION | 661 | 206 | 71 | 384 | ·47 | ·85 | ·43 | ·38 |
| UNSPECIFIED | 5174 | 663 | 698 | 3813 | 3·66 | 2·73 | 4·23 | 3·78 |
| CHRISTIAN DENOMINATIONS. | | | | | | | | |
| <i>Protestant Denominations.</i> | | | | | | | | |
| <i>Baptists—</i> | | | | | | | | |
| General Baptist, Baptist Union of Tasmania .. | 3035 | 376 | 944 | 1715 | 2·14 | 1·55 | 5·72 | 1·70 |
| Particular Baptist, Close Communion Baptist .. | 49 | — | 43 | 6 | ·04 | — | ·26 | ·01 |
| Seventh Day Baptist | 201 | 51 | — | 150 | ·14 | ·21 | — | ·15 |
| Bible Christians | 5 | — | — | 5 | ·00 | — | — | ·00 |
| <i>Christian Brethren, &c.—</i> | | | | | | | | |
| Christian, Disciple of Christ, Church of Christ .. | 907 | 239 | 90 | 578 | ·64 | ·98 | ·54 | ·57 |
| Christian Brethren, Plymouth Brethren | 293 | 82 | 40 | 171 | ·21 | ·34 | ·24 | ·17 |
| Christian Israelites, First-day Christians | 13 | — | 1 | 12 | ·01 | — | ·01 | ·01 |
| <i>Episcopalians—</i> | | | | | | | | |
| Church of England, Episcopalian, Anglican ... | 73,169 | 13,295 | 7492 | 52,382 | 51·71 | 54·85 | 45·38 | 51·99 |
| Protestant (not otherwise defined) | 2913 | 376 | 382 | 2155 | 2·06 | 1·55 | 2·31 | 2·14 |
| Independents, Congregationalists | 4501 | 993 | 543 | 2965 | 3·18 | 4·10 | 3·29 | 2·94 |
| <i>Lutherans—</i> | | | | | | | | |
| Lutheran, German Evangelical | 268 | 36 | 18 | 214 | ·19 | ·15 | ·11 | ·21 |
| Lutheran (not otherwise defined) | 153 | 49 | 3 | 101 | ·11 | ·20 | ·02 | ·10 |
| <i>Methodists—</i> | | | | | | | | |
| Wesleyan, Wesleyan Methodist | 14,558 | 1343 | 1979 | 11,236 | 10·29 | 5·54 | 11·99 | 11·15 |
| Primitive Methodist | 2137 | 215 | 363 | 1559 | 1·51 | ·89 | 2·20 | 1·35 |
| United Methodist Free Church | 230 | — | — | 230 | ·16 | — | — | ·23 |
| Methodist (not otherwise defined) | 225 | 33 | 12 | 180 | ·16 | ·13 | ·07 | ·18 |
| <i>Presbyterians—</i> | | | | | | | | |
| Presbyterian Church of Tasmania | 6716 | 1044 | 996 | 4676 | 4·75 | 4·31 | 6·03 | 4·64 |
| Ditto, of Australia | 12 | — | — | 12 | ·01 | — | — | — |
| Free Presbyterian Church | 803 | 261 | 193 | 349 | ·57 | 1·07 | 1·17 | ·35 |
| Free Church of Scotland | 1280 | 221 | 217 | 842 | ·90 | ·91 | 1·32 | ·84 |
| Presbyterian (not otherwise defined) | 945 | 201 | — | 744 | ·66 | ·83 | — | ·74 |
| <i>Other Protestant Denominations—</i> | | | | | | | | |
| Moravians, United Brethren | 1 | — | — | 1 | ·00 | — | — | ·00 |
| Catholic Apostolic Church, Irvingites | 3 | — | — | 3 | ·00 | — | — | ·00 |
| Society of Friends, Quaker | 176 | 66 | 13 | 97 | ·12 | ·27 | ·08 | ·10 |
| Unitarian, Unitarian Christian | 51 | 30 | 1 | 20 | ·04 | ·12 | ·01 | ·02 |
| Salvation Army | 1216 | 232 | 134 | 850 | ·86 | ·96 | ·81 | ·85 |
| (a) Other Unclassified Christian Sects | 82 | 6 | 4 | 72 | ·06 | ·03 | ·02 | ·07 |
| <i>Catholics—</i> | | | | | | | | |
| Roman Catholics | 25,800 | 4679 | 2920 | 18,201 | 18·24 | 19·30 | 17·68 | 18·07 |
| Greek Church, Russian Church | 5 | — | 1 | 4 | ·00 | — | ·01 | ·00 |
| NON-CHRISTIAN RELIGIONS— | | | | | | | | |
| Jews, Hebrews | 84 | 43 | 12 | 29 | ·06 | ·18 | ·07 | ·03 |
| Mahometans | 142 | 131 | 6 | 5 | ·10 | ·56 | ·04 | ·00 |
| Buddhists, Confucians, & other Chinese Sects ... | 826 | 28 | 30 | 768 | ·59 | ·09 | ·18 | ·77 |
| (b) Other Unclassified Non-Christian Sects | 33 | 6 | 2 | 25 | ·02 | ·03 | ·01 | ·02 |
| RESIDUE OF POPULATION. | | | | | | | | |
| No Denomination (stated as such) | 194 | 95 | 11 | 88 | ·14 | ·39 | ·07 | ·09 |
| (c) No Religion (Agnostics, Deists, Infidels, &c.) .. | 467 | 111 | 60 | 296 | ·33 | ·46 | ·36 | ·29 |
| Object to state Religion | 4486 | 639 | 693 | 3154 | 3·17 | 2·63 | 4·20 | 3·13 |
| UNSPECIFIED | 688 | ·24 | 5 | 659 | ·40 | ·10 | ·03 | ·05 |

Religions of the People.

TABLE IV.—Showing the Analysis of Sects grouped but not specified in Tables III and IX.

| Denomination. | Persons. | Males. | Females. |
|--|----------|--------|----------|
| Total | 582 | 434 | 148 |
| (a) Other Christian Sects | 82 | 42 | 40 |
| (b) Other Non-Christian Sects | 33 | 22 | 11 |
| (c) No Religion (Agnostics, Deists, Infidels, &c.) | 467 | 370 | 97 |
| (a) Other Christian Sects— | | | |
| Calvinist (<i>sic</i>) | 1 | 1 | — |
| Christadelphian | 5 | 2 | 3 |
| Christian (<i>sic</i>) | 14 | 10 | 4 |
| Evangelist | 55 | 24 | 31 |
| Humanist | 4 | 2 | 2 |
| Missionary (<i>sic</i>) | 1 | 1 | — |
| Philanthropist | 1 | 1 | — |
| Seven Day Adventist | 1 | 1 | — |
| (b) Other Non-Christian Sects— | | | |
| New Church | 1 | 1 | — |
| Theist | 1 | 1 | — |
| Unknown (<i>sic</i>) | 33 | 20 | 11 |
| (c) No Religion (Agnostics, Deists, Infidels, &c.)— | | | |
| Agnostic | 33 | 28 | 5 |
| Atheist | 36 | 22 | 14 |
| Calathumpian (<i>sic</i>) | 1 | 1 | — |
| Deist | 6 | 2 | 4 |
| Freethinker | 291 | 258 | 33 |
| Humanitarian | 1 | 1 | — |
| Infidel | 2 | 1 | 1 |
| No Religion (<i>sic</i>) | 66 | 40 | 26 |
| Secularist | 19 | 10 | 9 |
| Socialist | 1 | — | 1 |
| Spiritist | 9 | 5 | 4 |
| Universalist | 2 | 2 | — |

Religion and Education.

TABLE V.—Showing the Number and Proportion under each degree of Education, and in respect of each Age-group, of Persons belonging to the principal Religious Denominations, according to the Returns of the Census taken on 5 April, 1891.

| Denomination. | All Ages. | Under 3 years. | EDUCATION. | | | | | | | | | | | |
|--|-----------|----------------|-------------------|-----------------|------------|--------------|------------------|-----------------|------------|--------------|------------------|-----------------|------------|--------------|
| | | | 3 years and over. | | | | 3 to 15. | | | | 15 and over. | | | |
| | | | Total specified. | Read and write. | Read only. | Cannot read. | Total specified. | Read and write. | Read only. | Cannot read. | Total specified. | Read and write. | Read only. | Cannot read. |
| Total, including Chinese | 146,667 | 12,798 | 133,166 | 102,637 | 6257 | 24,272 | 44,487 | 24,112 | 3106 | 17,269 | 83,670 | 78,525 | 3151 | 6994 |
| Chinese only | 939 | 2 | 826 | 780 | 14 | 32 | 2 | ... | ... | 2 | 820 | 780 | 14 | 26 |
| Total, exclusive of Chinese | 145,728 | 12,796 | 132,340 | 101,857 | 6243 | 24,240 | 44,485 | 24,112 | 3106 | 17,267 | 87,850 | 77,745 | 3137 | 6968 |
| CHRISTIAN DENOMINATIONS. | | | | | | | | | | | | | | |
| <i>Protestant Denominations—</i> | | | | | | | | | | | | | | |
| Baptists | 3285 | 305 | 2978 | 2407 | 97 | 474 | 1043 | 587 | 46 | 410 | 1935 | 1820 | 51 | 64 |
| Christian Brethren, &c. | 1218 | 105 | 1113 | 908 | 41 | 164 | 407 | 235 | 26 | 146 | 706 | 673 | 15 | 18 |
| Episcopalians | 76,082 | 6836 | 69,181 | 53,326 | 3244 | 12,611 | 23,560 | 12,724 | 1681 | 9155 | 45,620 | 40,602 | 1563 | 3455 |
| Independents | 4501 | 357 | 4143 | 3357 | 119 | 667 | 1481 | 833 | 57 | 591 | 2662 | 2524 | 62 | 76 |
| Lutherans | 421 | 15 | 406 | 359 | 22 | 25 | 55 | 30 | 8 | 17 | 349 | 329 | 14 | 6 |
| Methodists | 17,150 | 1664 | 15,485 | 12,347 | 644 | 2494 | 6019 | 3482 | 391 | 2146 | 9466 | 8865 | 253 | 348 |
| Presbyterians | 9756 | 720 | 9029 | 7605 | 320 | 1104 | 2621 | 1516 | 179 | 926 | 6408 | 6089 | 141 | 178 |
| Other Protestant Denominations..... | 1529 | 127 | 1402 | 1164 | 71 | 167 | 403 | 234 | 31 | 138 | 999 | 930 | 40 | 29 |
| Total Protestant Denominations | 113,942 | 10,129 | 103,737 | 81,473 | 4558 | 17,706 | 35,589 | 19,641 | 2419 | 13,529 | 68,145 | 61,832 | 2139 | 4174 |
| <i>Catholics</i> | 25,805 | 2214 | 23,555 | 16,409 | 1503 | 5643 | 7524 | 3724 | 607 | 3193 | 16,031 | 12,685 | 896 | 2450 |
| Total Christian Denominations..... | 139,747 | 12,343 | 127,292 | 97,882 | 6061 | 23,349 | 43,113 | 23,365 | 3026 | 16,722 | 84,176 | 74,517 | 3035 | 6624 |
| NON-CHRISTIAN RELIGIONS. | | | | | | | | | | | | | | |
| Buddhists, Confucians, &c. | 826 | 2 | 826 | 780 | 14 | 32 | 2 | ... | ... | 2 | 820 | 780 | 14 | 26 |
| Mahometans and other Non-Christian Sects | 259 | 1 | 258 | 111 | 3 | 144 | 20 | 9 | 3 | 8 | 233 | 102 | ... | 136 |
| RESIDUE* | 5147 | 446 | 4700 | 3797 | 172 | 731 | 1334 | 729 | 76 | 529 | 3364 | 3068 | 96 | 200 |
| UNSPECIFIED (as regards denomination) | 688 | 6 | 90 | 67 | 7 | 16 | 18 | 9 | 1 | 8 | 72 | 58 | 6 | 8 |
| Per 10,000 (specified) living. | | | | | | | | | | | | | | |
| Total specified, including Chinese | ... | ... | 100·00 | 77·08 | 4·70 | 18·22 | 100·00 | 54·20 | 6·98 | 38·82 | 100·00 | 88·56 | 3·55 | 7·89 |
| Chinese only | ... | ... | 100·00 | 94·43 | 1·70 | 3·87 | 100·00 | ... | ... | 100·00 | 100·00 | 95·12 | 1·71 | 3·17 |
| Total specified, exclusive of Chinese | ... | ... | 100·00 | 76·96 | 4·72 | 18·32 | 100·00 | 54·20 | 6·98 | 38·82 | 100·00 | 88·50 | 3·57 | 7·93 |
| <i>Protestant Denominations—</i> | | | | | | | | | | | | | | |
| Baptists | ... | ... | 100·00 | 80·82 | 3·26 | 15·92 | 100·00 | 56·28 | 4·41 | 39·31 | 100·00 | 94·05 | 2·64 | 3·31 |
| Christian Brethren, &c. | ... | ... | | 81·58 | 3·68 | 14·74 | | 57·74 | 6·39 | 35·87 | | 95·33 | 2·12 | 2·55 |
| Episcopalians | ... | ... | | 77·08 | 4·69 | 18·23 | | 54·01 | 7·13 | 38·86 | | 89·00 | 3·43 | 7·57 |
| Independents | ... | ... | | 81·03 | 2·87 | 16·10 | | 56·24 | 3·85 | 39·91 | | 94·82 | 2·33 | 2·85 |
| Lutherans | ... | ... | | 88·42 | 5·42 | 6·16 | | 54·55 | 14·54 | 30·91 | | 94·27 | 4·01 | 1·72 |
| Methodists | ... | ... | | 79·74 | 4·16 | 16·10 | | 57·85 | 6·50 | 35·65 | | 93·65 | 2·67 | 3·68 |
| Presbyterians | ... | ... | | 84·23 | 3·54 | 12·23 | | 57·84 | 6·83 | 35·33 | | 95·02 | 2·20 | 2·78 |
| Other Protestant Denominations..... | ... | ... | | 83·03 | 5·06 | 11·91 | | 58·07 | 7·69 | 34·24 | | 93·10 | 4·00 | 2·90 |
| Total Protestant Denominations | ... | ... | | 78·54 | 4·39 | 17·07 | | 55·19 | 6·80 | 38·01 | | 90·74 | 3·14 | 6·12 |
| <i>Catholics</i> | ... | ... | | 69·67 | 6·37 | 23·96 | | 49·49 | 8·07 | 42·44 | | 79·13 | 5·59 | 15·28 |
| Total Christian Denominations | ... | ... | ... | 76·90 | 4·76 | 18·34 | ... | 54·20 | 7·02 | 38·78 | ... | 88·52 | 3·61 | 7·87 |
| NON-CHRISTIAN RELIGIONS. | | | | | | | | | | | | | | |
| Buddhists, Confucians, &c. | ... | ... | ... | 94·43 | 1·70 | 3·87 | ... | ... | ... | 100·00 | ... | 95·12 | 1·71 | 3·17 |
| Mahometans and other Non-Christian Sects | ... | ... | ... | 48·03 | 1·16 | 55·81 | ... | 45·00 | 15·00 | 40·00 | ... | 42·85 | ... | 57·15 |
| RESIDUE* | ... | ... | ... | 80·79 | 3·66 | 15·55 | ... | 54·65 | 5·70 | 39·65 | ... | 91·20 | 2·85 | 5·95 |
| UNSPECIFIED (as regards denomination) | ... | ... | ... | 74·44 | 7·78 | 17·78 | ... | 50·00 | 5·56 | 44·44 | ... | 80·56 | 8·33 | 11·11 |

* Includes 4486 persons who objected to state Religious Denomination, of whom 55 were Chinese.

Religion and Conjugal Condition.

TABLE VI.—Showing the Number and Proportion per cent. of Persons, Married, never Married, Widowed, and Divorced, belonging to the principal Religious Denominations, according to the Returns of the Census taken on 5th April, 1891.

| Denominations. | Total Population. | Numerical (specified). | | | | | Centesimal (specified). | | | | | Per cent. Married to Persons 15 years and over. |
|--|-------------------|------------------------|----------|--------------|----------|-----------|-------------------------|----------|--------------|----------|-----------|---|
| | | Total specified. | Married. | Not Married. | Widowed. | Divorced. | Total specified. | Married. | Not Married. | Widowed. | Divorced. | |
| Total (including Chinese) ... | 146,667 | 146,042 | 43,712 | 95,931 | 6368 | 31 | 100·00 | 29·93 | 65·69 | 4·36 | ·02 | 48·93 |
| Chinese only | 939 | 826 | 362 | 454 | 10 | ... | 100·00 | 43·82 | 54·97 | 1·21 | ... | 44·04 |
| Total (exclusive of Chinese) .. | 145,728 | 145,216 | 43,350 | 95,477 | 6358 | 31 | 100·00 | 29·85 | 65·75 | 4·38 | ·02 | 48·97 |
| CHRISTIAN DENOMINATIONS. | | | | | | | | | | | | |
| <i>Protestant Denominations.</i> | | | | | | | | | | | | |
| Baptists | 3285 | 3285 | 1077 | 2095 | 112 | 1 | ... | 32·78 | 63·78 | 3·41 | ·03 | 55·60 |
| Christian Brethren, &c. ... | 1218 | 1218 | 378 | 794 | 44 | 2 | ... | 31·04 | 65·19 | 3·61 | ·16 | 53·54 |
| Episcopalians | 76,082 | 76,068 | 22,804 | 49,944 | 3305 | 15 | ... | 29·98 | 65·66 | 4·34 | ·02 | 49·95 |
| Independents | 4501 | 4501 | 1284 | 3026 | 190 | 1 | ... | 28·53 | 67·23 | 4·22 | ·02 | 48·21 |
| Lutherans | 421 | 421 | 193 | 212 | 16 | ... | ... | 45·84 | 50·36 | 3·80 | ... | 54·98 |
| Methodists | 17,150 | 17,149 | 5026 | 11,585 | 538 | ... | ... | 29·30 | 67·56 | 3·14 | ... | 53·09 |
| Presbyterians | 9756 | 9756 | 3104 | 6110 | 541 | 1 | ... | 31·81 | 62·63 | 5·55 | ·01 | 48·39 |
| Other Protestant Denominations | 1529 | 1529 | 492 | 981 | 55 | 1 | ... | 32·18 | 64·15 | 3·60 | ·07 | 49·25 |
| Total Protestant Denominations | 113,942 | 113,927 | 34,358 | 74,747 | 4801 | 21 | ... | 30·16 | 65·61 | 4·21 | ·02 | 50·38 |
| Catholics | 25,805 | 25,780 | 7197 | 17,189 | 1387 | 7 | ... | 27·91 | 66·68 | 5·38 | ·03 | 44·82 |
| Total Christian Denominations | 139,747 | 139,707 | 41,555 | 91,936 | 6188 | 28 | ... | 29·75 | 65·80 | 4·43 | ·02 | 49·32 |
| NON-CHRISTIAN RELIGIONS. | | | | | | | | | | | | |
| Buddhists, Confucians, &c. ... | 826 | 826 | 362 | 454 | 10 | ... | ... | 43·82 | 54·97 | 1·21 | ... | 44·04 |
| Mahometans and other Non-Christian Sects | 259 | 258 | 147 | 103 | 8 | ... | ... | 56·97 | 39·93 | 3·10 | ... | 61·76 |
| RESIDUE | 5147 | 5146 | 1619 | 3370 | 154 | 3 | ... | 31·45 | 65·50 | 2·99 | ·06 | 48·08 |
| UNSPECIFIED (as regards Denomination) | 688 | 105 | 29 | 68 | 8 | ... | ... | 27·62 | 64·76 | 7·62 | ... | 27·62 |

Religion and Education.

TABLE VII.—Showing in respect of the principal Religious Denominations the Number of Persons, Males, and Females, at different Age Periods under each Degree of Education, according to the Returns of the Census taken on 5th April, 1891.

| Religious Denomination. | Total each Religion. | Under 3 years. | 3 and under 15 Years. | | | | | | 15 Years and over. | | | | | | All Ages. | | | | | |
|--|----------------------|----------------|-----------------------|------------|--------------|----------------------------|-----------------------|-------------|--------------------|------------|--------------|----------------------------|-----------------------|-------------|-----------------|------------|--------------|----------------------------|-----------------------|-------------|
| | | | Read and write. | Read only. | Cannot read. | Read and write, (Foreign). | Read only, (Foreign). | Not stated. | Read and write. | Read only. | Cannot read. | Read and write, (Foreign). | Read only, (Foreign). | Not stated. | Read and write. | Read only. | Cannot read. | Read and write, (Foreign). | Read only, (Foreign). | Not stated. |
| Total Persons, including Chinese | 146,667 | 12,798 | 24,111 | 3106 | 17,269 | 1 | ... | 40 | 77,637 | 3142 | 6994 | 888 | 9 | 672 | 101,748 | 6248 | 24,263 | 889 | 9 | 712 |
| Chinese only..... | 939 | 2 | ... | ... | 2 | ... | ... | ... | 42 | 10 | 26 | 738 | 4 | 117 | 42 | 10 | 28 | 738 | 4 | 117 |
| Total Persons exclusive of Chinese ... | 145,728 | 12,796 | 24,111 | 3106 | 17,267 | 1 | ... | 40 | 7595 | 3132 | 6968 | 150 | 5 | 555 | 101,706 | 6238 | 24,235 | 151 | 5 | 595 |
| Episcopalians..... | Males..... 40,439 | 3460 | 6298 | 906 | 4697 | ... | ... | 15 | 21,827 | 847 | 2339 | 31 | ... | 19 | 28,125 | 1753 | 7036 | 31 | ... | 34 |
| | Females..... 35,643 | 3376 | 6426 | 775 | 4458 | ... | ... | 13 | 18,721 | 715 | 1116 | 23 | 1 | 19 | 25,147 | 1490 | 5574 | 23 | 1 | 32 |
| | Persons..... 76,082 | 6836 | 12,724 | 1681 | 9155 | ... | ... | 28 | 40,548 | 1562 | 3455 | 54 | 1 | 38 | 53,272 | 3243 | 12,610 | 54 | 1 | 66 |
| Roman Catholics | Males..... 13,227 | 1159 | 1811 | 311 | 1648 | 1 | ... | 7 | 6663 | 380 | 1214 | 22 | ... | 11 | 8474 | 691 | 2862 | 23 | ... | 18 |
| | Females..... 12,578 | 1055 | 1912 | 296 | 1545 | ... | ... | 5 | 5988 | 516 | 1236 | 12 | ... | 13 | 7900 | 812 | 2781 | 12 | ... | 18 |
| | Persons..... 25,805 | 2214 | 3723 | 607 | 3193 | 1 | ... | 12 | 12,651 | 896 | 2450 | 34 | ... | 24 | 16,374 | 1503 | 5643 | 35 | ... | 36 |
| Presbyterians | Males..... 4962 | 361 | 727 | 88 | 458 | ... | ... | ... | 3179 | 49 | 98 | ... | ... | 2 | 3906 | 137 | 556 | ... | ... | 2 |
| | Females..... 4794 | 359 | 789 | 91 | 468 | ... | ... | ... | 2908 | 92 | 80 | 2 | ... | 5 | 3697 | 183 | 548 | 2 | ... | 5 |
| | Persons..... 9756 | 720 | 1516 | 179 | 926 | ... | ... | ... | 6087 | 141 | 178 | 2 | ... | 7 | 7603 | 320 | 1104 | 2 | ... | 7 |
| Methodists..... | Males..... 8665 | 823 | 1753 | 218 | 1070 | ... | ... | ... | 4456 | 133 | 209 | 3 | ... | ... | 6209 | 351 | 1279 | 3 | ... | ... |
| | Females..... 8485 | 841 | 1729 | 173 | 1076 | ... | ... | ... | 4402 | 120 | 139 | 4 | ... | 1 | 6131 | 293 | 1215 | 4 | ... | 1 |
| | Persons..... 17,150 | 1664 | 3482 | 391 | 2146 | ... | ... | ... | 8858 | 253 | 348 | 7 | ... | 1 | 12,340 | 644 | 2494 | 7 | ... | 1 |
| Baptists | Males..... 1541 | 149 | 282 | 22 | 220 | ... | ... | ... | 807 | 23 | 37 | 1 | ... | ... | 1089 | 45 | 257 | 1 | ... | ... |
| | Females..... 1744 | 156 | 305 | 24 | 190 | ... | ... | ... | 1010 | 28 | 27 | 2 | ... | 2 | 1315 | 52 | 217 | 2 | ... | 2 |
| | Persons..... 3285 | 305 | 587 | 46 | 410 | ... | ... | ... | 1817 | 51 | 64 | 3 | ... | 2 | 2404 | 97 | 474 | 3 | ... | 2 |
| Independents..... | Males..... 2242 | 178 | 405 | 26 | 370 | ... | ... | ... | 1187 | 28 | 48 | ... | ... | ... | 1592 | 54 | 418 | ... | ... | ... |
| | Females..... 2259 | 179 | 428 | 31 | 221 | ... | ... | ... | 1337 | 34 | 28 | ... | ... | 1 | 1765 | 65 | 249 | ... | ... | 1 |
| | Persons..... 4501 | 357 | 833 | 57 | 591 | ... | ... | ... | 2524 | 62 | 76 | ... | ... | 1 | 3357 | 119 | 667 | ... | ... | 1 |
| Lutherans | Males..... 303 | 5 | 16 | 5 | 5 | ... | ... | ... | 237 | 8 | 2 | 24 | 1 | ... | 253 | 13 | 7 | 24 | 1 | ... |
| | Females..... 118 | 10 | 14 | 3 | 12 | ... | ... | ... | 60 | 4 | 4 | 8 | 1 | 2 | 74 | 7 | 16 | 8 | 1 | 2 |
| | Persons..... 421 | 15 | 30 | 8 | 17 | ... | ... | ... | 297 | 12 | 6 | 32 | 2 | 2 | 327 | 20 | 23 | 32 | 2 | 2 |
| Christian Brethren, &c. | Males..... 587 | 48 | 128 | 15 | 74 | ... | ... | ... | 306 | 5 | 11 | ... | ... | ... | 434 | 20 | 85 | ... | ... | ... |
| | Females..... 631 | 57 | 107 | 11 | 72 | ... | ... | ... | 367 | 10 | 7 | ... | ... | ... | 474 | 21 | 79 | ... | ... | ... |
| | Persons..... 1218 | 105 | 235 | 26 | 146 | ... | ... | ... | 673 | 15 | 18 | ... | ... | ... | 908 | 41 | 164 | ... | ... | ... |
| Other Christian Denominations | Males..... 790 | 67 | 127 | 11 | 67 | ... | ... | ... | 485 | 15 | 17 | 1 | ... | ... | 612 | 26 | 84 | 1 | ... | ... |
| | Females..... 739 | 60 | 107 | 20 | 71 | ... | ... | ... | 443 | 25 | 12 | 1 | ... | ... | 550 | 45 | 83 | 1 | ... | ... |
| | Persons..... 1529 | 127 | 234 | 31 | 138 | ... | ... | ... | 928 | 40 | 29 | 2 | ... | ... | 1162 | 71 | 167 | 2 | ... | ... |
| Buddhists, Confucians, and other Chinese Sects | Males..... 818 | ... | ... | ... | ... | ... | ... | ... | 42 | 10 | 24 | 736 | 4 | 2 | 42 | 10 | 24 | 736 | 4 | 2 |
| | Females..... 8 | 2 | ... | ... | 2 | ... | ... | ... | ... | ... | 2 | 2 | ... | ... | ... | ... | 4 | 2 | ... | ... |
| | Persons..... 826 | 2 | ... | ... | 2 | ... | ... | ... | 42 | 10 | 26 | 738 | 4 | 2 | 42 | 10 | 28 | 738 | 4 | 2 |
| Mahometans and other Non-Christian Religions | Males..... 219 | ... | 5 | 3 | 6 | ... | ... | ... | 61 | ... | 136 | 8 | ... | ... | 66 | 3 | 142 | 8 | ... | ... |
| | Females..... 40 | 1 | 4 | ... | 2 | ... | ... | ... | 33 | ... | ... | ... | ... | ... | 37 | ... | 2 | ... | ... | ... |
| | Persons..... 259 | 1 | 9 | 3 | 8 | ... | ... | ... | 94 | ... | 136 | 8 | ... | ... | 103 | 3 | 144 | 8 | ... | ... |
| Residue | Males..... 3129 | 234 | 393 | 41 | 277 | ... | ... | ... | 1951 | 58 | 165 | 6 | 2 | 2 | 2344 | 99 | 442 | 6 | 2 | 2 |
| | Females..... 2018 | 212 | 336 | 35 | 252 | ... | ... | ... | 1110 | 36 | 35 | 1 | ... | 1 | 1446 | 71 | 287 | 1 | ... | 1 |
| | Persons..... 5147 | 446 | 729 | 76 | 529 | ... | ... | ... | 3061 | 94 | 200 | 7 | 2 | 3 | 3790 | 170 | 729 | 7 | 2 | 3 |
| Unspecified | Males..... 638 | 3 | 2 | ... | 6 | ... | ... | ... | 42 | 5 | 5 | 1 | ... | 574 | 44 | 5 | 9 | 1 | ... | 574 |
| | Females..... 50 | 3 | 7 | 1 | 2 | ... | ... | ... | 15 | 1 | 3 | ... | ... | 18 | 22 | 2 | 5 | ... | ... | 18 |
| | Persons..... 688 | 6 | 9 | 1 | 8 | ... | ... | ... | 57 | 6 | 8 | 1 | ... | 592 | 66 | 7 | 16 | 1 | ... | 592 |

Religion and Conjugal Condition.

TABLE VIII.—Showing in respect of the principal Religions Denominations the Number of Persons, Males, and Females, for all Ages, under the different heads of Conjugal Condition, according to the Returns of the Census taken on 5th April, 1891.

| Religious Denomination. | Conjugal Condition. | | | | | | | |
|--|---------------------|---------------|----------------|----------|-----------|-------------|----|-----|
| | TOTAL. | Married. | Never married. | Widowed. | Divorced. | Not stated. | | |
| Total Persons, including Chinese | 146,667 | 43,712 | 95,931 | 6368 | 31 | 625 | | |
| Chinese only | 939 | 362 | 454 | 10 | — | 113 | | |
| Total Persons, exclusive of Chinese | 145,728 | 43,350 | 95,477 | 6358 | 31 | 512 | | |
| <hr/> | | | | | | | | |
| Episcopalians..... | { | Males | 40,439 | 11,820 | 27,187 | 1408 | 11 | 13 |
| | { | Females | 35,643 | 10,984 | 22,757 | 1897 | 4 | 1 |
| | { | Persons | 76,082 | 22,804 | 49,944 | 3305 | 15 | 14 |
| Catholics..... | { | Males | 13,227 | 3280 | 9489 | 426 | 7 | 25 |
| | { | Females | 12,578 | 3917 | 7700 | 961 | — | — |
| | { | Persons | 25,805 | 7197 | 17,189 | 1387 | 7 | 25 |
| Presbyterians | { | Males | 4962 | 1562 | 3198 | 201 | 1 | — |
| | { | Females | 4794 | 1542 | 2912 | 340 | — | — |
| | { | Persons | 9756 | 3104 | 6110 | 541 | 1 | — |
| Methodists | { | Males | 8665 | 2453 | 6044 | 168 | — | — |
| | { | Females | 8485 | 2573 | 5541 | 370 | — | 1 |
| | { | Persons | 17,150 | 5026 | 11,585 | 538 | — | 1 |
| Baptists | { | Males | 1541 | 505 | 1013 | 22 | 1 | — |
| | { | Females | 1744 | 572 | 1082 | 90 | — | — |
| | { | Persons | 3285 | 1077 | 2095 | 112 | 1 | — |
| Independents | { | Males | 2242 | 619 | 1564 | 53 | 1 | — |
| | { | Females | 2259 | 665 | 1462 | 132 | — | — |
| | { | Persons | 4501 | 1284 | 3026 | 190 | 1 | — |
| Lutherans | { | Males | 303 | 131 | 161 | 11 | — | — |
| | { | Females | 118 | 62 | 51 | 5 | — | — |
| | { | Persons | 421 | 193 | 212 | 16 | — | — |
| Christian Brethren, &c. | { | Males | 587 | 189 | 387 | 10 | 1 | — |
| | { | Females | 631 | 189 | 407 | 34 | 1 | — |
| | { | Persons | 1218 | 378 | 794 | 44 | 2 | — |
| Other Christian Denominations | { | Males | 790 | 256 | 516 | 17 | 1 | — |
| | { | Females | 739 | 236 | 465 | 38 | — | — |
| | { | Persons | 1529 | 492 | 981 | 55 | 1 | — |
| Buddhists, Confucians, and other Chinese Sects | { | Males | 818 | 359 | 449 | 10 | — | — |
| | { | Females | 8 | 3 | 5 | — | — | — |
| | { | Persons | 826 | 362 | 454 | 10 | — | — |
| Mahometans, and other Non-Christian Religions | { | Males | 219 | 133 | 82 | 3 | — | 1 |
| | { | Females | 40 | 14 | 21 | 5 | — | — |
| | { | Persons | 259 | 147 | 103 | 8 | — | 1 |
| Residue | { | Males | 3129 | 981 | 2061 | 84 | 2 | 1 |
| | { | Females | 2018 | 638 | 1309 | 70 | 1 | — |
| | { | Persons | 5147 | 1619 | 3370 | 154 | 3 | 1 |
| Unspecified | { | Males | 638 | 25 | 44 | 5 | — | 564 |
| | { | Females | 50 | 4 | 24 | 3 | — | 19 |
| | { | Persons | 688 | 29 | 68 | 8 | — | 583 |

Religions of

TABLE IX.—Showing the Number of Persons, Males, and Females, belonging to the various to the Returns of the Census

| Religious Denomination. | Total for Tasmania. | | | Brighton. | | | Campbell Town. | | | Cressy. | | |
|---|---------------------|--------|----------|-----------|--------|----------|----------------|--------|----------|----------|--------|----------|
| | Persons. | Males. | Females. | Persons. | Males. | Females. | Persons. | Males. | Females. | Persons. | Males. | Females. |
| <i>Episcopalians—</i> | | | | | | | | | | | | |
| Church of England, Episcopalian, Anglican | 73,169 | 38,528 | 34,641 | 2164 | 1136 | 1028 | 1471 | 815 | 656 | 1074 | 606 | 468 |
| Protestant (not otherwise defined) | 2913 | 1911 | 1002 | 49 | 23 | 26 | ... | ... | ... | 30 | 17 | 13 |
| <i>Catholics—</i> | | | | | | | | | | | | |
| Roman Catholic | 25,800 | 13,222 | 12,578 | 730 | 375 | 355 | 337 | 167 | 170 | 310 | 172 | 138 |
| Greek Church, Russian Church | 5 | 5 | ... | ... | ... | .. | .. | ... | .. | ... | ... | ... |
| <i>Presbyterians—</i> | | | | | | | | | | | | |
| Presbyterian Church of Tasmania | 6716 | 3371 | 3345 | 79 | 41 | 38 | 396 | 198 | 198 | 28 | 2 | 26 |
| Ditto Australia | 12 | 3 | 9 | ... | ... | ... | 11 | 3 | 8 | ... | ... | ... |
| Free Presbyterian Church | 803 | 483 | 320 | 26 | ... | 26 | 14 | 7 | 7 | ... | ... | ... |
| Free Church of Scotland | 1280 | 566 | 714 | 25 | 23 | 2 | ... | ... | ... | 11 | 3 | 8 |
| Presbyterian (not otherwise defined) | 945 | 539 | 406 | ... | ... | ... | ... | ... | ... | 40 | 40 | ... |
| <i>Methodists—</i> | | | | | | | | | | | | |
| Wesleyan, Wesleyan Methodist | 14,558 | 7360 | 7198 | 87 | 46 | 41 | 391 | 195 | 196 | 519 | 267 | 252 |
| Primitive Methodist | 2137 | 1086 | 1051 | 2 | 2 | ... | 2 | ... | 2 | 199 | 103 | 96 |
| United Methodist Free Church | 230 | 79 | 151 | ... | ... | ... | ... | ... | ... | ... | ... | ... |
| Methodist (not otherwise defined) | 225 | 140 | 85 | ... | ... | ... | 7 | 2 | 5 | ... | ... | ... |
| <i>Baptists—</i> | | | | | | | | | | | | |
| General Baptist, Baptist Union of Tasmania..... | 3035 | 1428 | 1607 | 17 | 9 | 8 | 20 | 9 | 11 | 55 | 31 | 24 |
| Particular Baptist, Close Communionist Baptist | 49 | 18 | 31 | ... | ... | ... | ... | ... | ... | ... | ... | ... |
| Seventh Day Baptist | 201 | 95 | 106 | ... | ... | ... | ... | ... | ... | ... | ... | ... |
| <i>Independents—</i> | | | | | | | | | | | | |
| Independent, Congregationalist | 4501 | 2242 | 2259 | 180 | 80 | 100 | 7 | 3 | 4 | ... | ... | ... |
| <i>Lutherans—</i> | | | | | | | | | | | | |
| Lutheran, German Evangelical | 268 | 182 | 86 | 1 | 1 | ... | 1 | ... | 1 | ... | ... | ... |
| Ditto (not otherwise defined) | 153 | 121 | 32 | ... | ... | ... | 3 | 3 | ... | ... | ... | ... |
| <i>Bible Christians</i> | 5 | ... | 5 | ... | ... | ... | ... | ... | ... | ... | ... | ... |
| <i>Christian Brethren, &c.—</i> | | | | | | | | | | | | |
| Christian, Disciple of Christ, Church of Christ | 907 | 465 | 442 | ... | ... | ... | ... | ... | ... | ... | ... | ... |
| Christian Brethren, Plymouth Brethren | 293 | 115 | 178 | 1 | ... | 1 | 1 | ... | 1 | ... | ... | ... |
| Christian Israelites, First Day Christians | 13 | 7 | 6 | ... | ... | ... | 1 | 1 | ... | ... | ... | ... |
| <i>Other Christian Denominations—</i> | | | | | | | | | | | | |
| Moravians, United Brethren | 1 | 1 | ... | ... | ... | ... | ... | ... | ... | ... | ... | ... |
| Catholic Apostolic Church, Irvingite | 3 | 3 | ... | ... | ... | ... | ... | ... | ... | ... | ... | ... |
| Society of Friends, Quaker | 176 | 97 | 79 | 1 | 1 | ... | ... | ... | ... | 1 | 1 | ... |
| Unitarian, Unitarian Christian | 51 | 32 | 19 | ... | ... | ... | 1 | ... | 1 | ... | ... | ... |
| Salvation Army | 1216 | 615 | 601 | 3 | 1 | 2 | 14 | 6 | 8 | 10 | 6 | 4 |
| (a) Other unclassified Christian Sects | 82 | 42 | 40 | ... | ... | ... | ... | ... | ... | ... | ... | ... |
| <i>Non-Christian Religions—</i> | | | | | | | | | | | | |
| Jews, Hebrews | 84 | 55 | 29 | ... | ... | ... | ... | ... | ... | ... | ... | ... |
| Muhometans | 142 | 142 | ... | 1 | 1 | ... | ... | ... | ... | ... | ... | ... |
| Buddhists, Confucians, and other Chinese Denomi- nations | 826 | 818 | 8 | ... | ... | ... | ... | ... | ... | ... | ... | ... |
| (b) Other unclassified Non-Christian Sects | 33 | 22 | 11 | ... | ... | ... | ... | ... | ... | ... | ... | ... |
| <i>Residue of Population—</i> | | | | | | | | | | | | |
| No Denomination (stated as such) | 194 | 143 | 51 | ... | ... | ... | ... | ... | ... | ... | ... | ... |
| (c) No Religion (Agnostics, Deists, Infidels, &c.) | 467 | 370 | 97 | 6 | 6 | ... | 5 | 5 | ... | 1 | 1 | ... |
| Object to state Religion | 4486 | 2616 | 1870 | 34 | 27 | 7 | 10 | 4 | 6 | 25 | 13 | 12 |
| Unspecified | 688 | 638 | 50 | 8 | 6 | 2 | 3 | 2 | 1 | ... | ... | ... |
| TOTAL | 146,667 | 77,560 | 69,107 | 3414 | 1778 | 1636 | 2695 | 1420 | 1275 | 2303 | 1262 | 1041 |

(a), (b), (c), see details in Table IV.

the People.

Religious Denominations in the Colony, and in the various Electoral Districts, according taken on 5th April, 1891.

| Cumberland. | | | Devon, East. | | | Devon, West. | | | Deloraine. | | | Evandale. | | | Fingal. | | | Franklin. | | | George Town. | | |
|-------------|--------|----------|--------------|--------|----------|--------------|--------|----------|------------|--------|----------|-----------|--------|----------|----------|--------|----------|-----------|--------|----------|--------------|--------|----------|
| Persons. | Males. | Females. | Persons. | Males. | Females. | Persons. | Males. | Females. | Persons. | Males. | Females. | Persons. | Males. | Females. | Persons. | Males. | Females. | Persons. | Males. | Females. | Persons. | Males. | Females. |
| 3681 | 2333 | 1348 | 3407 | 1890 | 1517 | 1912 | 1036 | 876 | 1978 | 973 | 1005 | 1785 | 926 | 859 | 2781 | 1520 | 1261 | 1579 | 903 | 676 | 1674 | 897 | 777 |
| 464 | 421 | 43 | 219 | 113 | 106 | 168 | 98 | 70 | 119 | 72 | 47 | 18 | 11 | 7 | 47 | 33 | 14 | 38 | 9 | 29 | 13 | ... | 13 |
| 1410 | 1011 | 399 | 1276 | 680 | 596 | 933 | 496 | 437 | 1195 | 661 | 534 | 338 | 177 | 161 | 965 | 527 | 438 | 878 | 439 | 439 | 279 | 135 | 144 |
| ... | ... | ... | 1 | 1 | ... | ... | ... | ... | ... | ... | ... | ... | ... | ... | ... | ... | ... | ... | ... | ... | ... | ... | ... |
| 89 | ... | 89 | 362 | 198 | 164 | 405 | 208 | 197 | 250 | 136 | 114 | 309 | 207 | 102 | 206 | 106 | 100 | 1 | 1 | ... | 305 | 150 | 155 |
| ... | ... | ... | ... | ... | ... | ... | ... | ... | ... | ... | ... | 1 | ... | 1 | ... | ... | ... | ... | ... | ... | ... | ... | ... |
| ... | ... | ... | 15 | 15 | ... | ... | ... | ... | 18 | 6 | 12 | 51 | 48 | 3 | ... | ... | ... | ... | ... | ... | ... | ... | ... |
| 80 | 53 | 27 | 30 | 9 | 21 | 29 | 17 | 12 | 2 | 2 | ... | 37 | ... | 37 | 41 | 22 | 19 | 19 | 12 | 7 | 30 | 15 | 15 |
| 205 | 205 | ... | ... | ... | ... | ... | ... | ... | ... | ... | ... | 118 | ... | 118 | ... | ... | ... | 23 | 21 | 2 | ... | ... | ... |
| 234 | 183 | 51 | 2142 | 1084 | 1058 | 979 | 527 | 452 | 732 | 389 | 343 | 262 | 134 | 128 | 457 | 232 | 225 | 204 | 115 | 89 | 710 | 363 | 347 |
| 10 | 6 | 4 | 10 | 5 | 5 | 324 | 181 | 143 | 4 | 1 | 3 | 51 | 25 | 26 | 28 | 15 | 13 | 1 | 1 | ... | 278 | 136 | 142 |
| ... | ... | ... | ... | ... | ... | 83 | ... | 83 | ... | ... | ... | ... | ... | ... | ... | ... | ... | ... | ... | ... | ... | ... | ... |
| 1 | ... | 1 | 14 | 14 | ... | 96 | 96 | ... | ... | ... | ... | ... | ... | ... | ... | ... | ... | 27 | ... | 27 | ... | ... | ... |
| 32 | 23 | 9 | 499 | 222 | 217 | 92 | 52 | 40 | 168 | 80 | 88 | 61 | 28 | 33 | 45 | 26 | 19 | 17 | 9 | 8 | 22 | 11 | 11 |
| ... | ... | ... | 6 | 6 | ... | ... | ... | ... | ... | ... | ... | ... | ... | ... | ... | ... | ... | ... | ... | ... | ... | ... | ... |
| 3 | ... | 3 | 4 | 2 | 2 | ... | ... | ... | ... | ... | ... | 5 | 2 | 3 | ... | ... | ... | ... | ... | ... | ... | ... | ... |
| 63 | 37 | 26 | 239 | 120 | 119 | 357 | 178 | 179 | 182 | 169 | 13 | 64 | 35 | 29 | 38 | 23 | 15 | 690 | 339 | 351 | 21 | 9 | 12 |
| 3 | ... | 3 | 10 | 10 | ... | 18 | 15 | 3 | 2 | 2 | ... | ... | ... | ... | 49 | 28 | 21 | 2 | ... | 2 | 6 | 5 | 1 |
| 28 | 28 | ... | 5 | ... | 5 | ... | ... | ... | ... | ... | ... | ... | ... | ... | ... | ... | ... | 8 | 8 | ... | ... | ... | ... |
| 3 | ... | 3 | ... | ... | ... | ... | ... | ... | ... | ... | ... | ... | ... | ... | ... | ... | ... | ... | ... | ... | ... | ... | ... |
| 9 | 9 | ... | 101 | 45 | 56 | 28 | 16 | 12 | 23 | 16 | 7 | 4 | 4 | ... | ... | ... | ... | 22 | 13 | 9 | ... | ... | ... |
| 3 | ... | 3 | 2 | ... | 2 | 16 | 6 | 10 | ... | ... | ... | 1 | ... | 1 | ... | ... | ... | 10 | 3 | 7 | ... | ... | ... |
| ... | ... | ... | 5 | 3 | 2 | ... | ... | ... | ... | ... | ... | 5 | 1 | 4 | ... | ... | ... | ... | ... | ... | ... | ... | ... |
| ... | ... | ... | ... | ... | ... | ... | ... | ... | ... | ... | ... | ... | ... | ... | ... | ... | ... | ... | ... | ... | ... | ... | ... |
| ... | ... | ... | ... | ... | ... | ... | ... | ... | ... | ... | ... | ... | ... | ... | ... | ... | ... | ... | ... | ... | ... | ... | ... |
| 5 | 4 | 1 | 1 | 1 | ... | 10 | 6 | 4 | 3 | 2 | 1 | ... | ... | ... | ... | ... | ... | ... | ... | ... | ... | ... | ... |
| ... | ... | ... | ... | ... | ... | 2 | 2 | ... | ... | ... | ... | 2 | 1 | 1 | ... | ... | ... | ... | ... | ... | ... | ... | ... |
| 17 | 17 | ... | 121 | 58 | 63 | 66 | 44 | 22 | 64 | 22 | 42 | ... | ... | ... | 10 | 4 | 6 | 43 | 20 | 23 | 113 | 53 | 60 |
| ... | ... | ... | 3 | ... | 3 | ... | ... | ... | 3 | 1 | 2 | ... | ... | ... | ... | ... | ... | 1 | 1 | ... | ... | ... | ... |
| 5 | 5 | ... | 1 | 1 | ... | ... | ... | ... | 5 | 3 | 2 | 1 | 1 | ... | 1 | 1 | ... | ... | ... | ... | 8 | 7 | 1 |
| 2 | 2 | ... | ... | ... | ... | 2 | 2 | ... | ... | ... | ... | ... | ... | ... | ... | ... | ... | ... | ... | ... | ... | ... | ... |
| ... | ... | ... | 4 | 4 | ... | 1 | 1 | ... | 3 | 3 | ... | 3 | 3 | ... | 185 | 181 | 4 | 1 | 1 | ... | 2 | 2 | ... |
| 1 | ... | 1 | ... | ... | ... | ... | ... | ... | ... | ... | ... | ... | ... | ... | ... | ... | ... | ... | ... | ... | 7 | 7 | ... |
| 3 | ... | 3 | ... | ... | ... | ... | ... | ... | 2 | 2 | ... | 7 | 4 | 3 | ... | ... | ... | ... | ... | ... | 23 | 23 | ... |
| 50 | 50 | ... | 48 | 30 | 18 | 37 | 32 | 5 | 5 | 5 | ... | 2 | 2 | ... | 15 | 14 | 1 | 5 | 5 | ... | 1 | 1 | ... |
| 91 | 87 | 4 | 574 | 336 | 238 | 171 | 113 | 58 | 149 | 89 | 60 | 133 | 75 | 58 | 135 | 82 | 53 | 132 | 65 | 67 | 113 | 68 | 45 |
| 565 | 558 | 7 | 14 | 10 | 4 | 5 | 4 | 1 | 6 | 6 | ... | 4 | 2 | 2 | ... | ... | ... | 3 | 3 | ... | 2 | 2 | ... |
| 7057 | 5032 | 2025 | 9054 | 4858 | 4196 | 5734 | 3130 | 2604 | 4913 | 2640 | 2273 | 3262 | 1686 | 1576 | 5003 | 2814 | 2189 | 3704 | 1968 | 1736 | 3607 | 1884 | 1723 |

Religions of

TABLE IX.—Showing the Number of Persons, Males, and Females belonging to the various to the Returns of the Census

| Religious Denomination. | Glumorgan. | | | Glenorchy. | | | Hobart, N. | | | Hobart, S. | | |
|--|-------------|------------|------------|-------------|-------------|-------------|-------------|-------------|-------------|-------------|-------------|-------------|
| | Persons. | Males. | Females. | Persons. | Males. | Females. | Persons. | Males. | Females. | Persons. | Males. | Females. |
| <i>Episcopalians—</i> | | | | | | | | | | | | |
| Church of England, Episcopalian, Anglican | 1409 | 733 | 676 | 3187 | 1631 | 1556 | 4470 | 2210 | 2260 | 4429 | 2154 | 2275 |
| Protestant (not otherwise defined) | 69 | 39 | 30 | 50 | 22 | 28 | 228 | 122 | 106 | 18 | ... | 18 |
| <i>Catholics—</i> | | | | | | | | | | | | |
| Roman Catholic | 208 | 105 | 103 | 840 | 381 | 459 | 1596 | 791 | 805 | 1309 | 549 | 760 |
| Greek Church, Russian Church | ... | ... | ... | ... | ... | ... | ... | ... | ... | ... | ... | ... |
| <i>Presbyterians—</i> | | | | | | | | | | | | |
| Presbyterian Church of Tasmania | 112 | 46 | 66 | 214 | 113 | 101 | 231 | 23 | 208 | 424 | 224 | 200 |
| Ditto Australia | ... | ... | ... | ... | ... | ... | ... | ... | ... | ... | ... | ... |
| Free Presbyterian Church | 2 | 2 | ... | ... | ... | ... | 63 | ... | 63 | 22 | ... | 22 |
| Free Church of Scotland | 23 | 8 | 15 | 44 | 18 | 26 | 89 | 74 | 15 | 79 | 49 | 30 |
| Presbyterian (not otherwise defined) | ... | ... | ... | ... | ... | ... | 201 | 201 | ... | ... | ... | ... |
| <i>Methodists—</i> | | | | | | | | | | | | |
| Wesleyan, Wesleyan Methodist | 11 | 5 | 6 | 544 | 267 | 277 | 494 | 234 | 260 | 348 | 161 | 187 |
| Primitive Methodist | 1 | ... | 1 | 27 | 10 | 17 | 139 | 61 | 78 | 38 | 24 | 14 |
| United Methodist Free Church | ... | ... | ... | ... | ... | ... | ... | ... | ... | ... | ... | ... |
| Methodist (not otherwise defined) | ... | ... | ... | 1 | ... | 1 | 1 | ... | 1 | 5 | ... | 5 |
| <i>Baptists—</i> | | | | | | | | | | | | |
| General Baptist, Baptist Union of Tasmania | 9 | 4 | 5 | 75 | 30 | 45 | 154 | 60 | 94 | 56 | 23 | 33 |
| Particular Baptist, Close Communionist Baptist | ... | ... | ... | ... | ... | ... | ... | ... | ... | ... | ... | ... |
| Seventh Day Baptist | ... | ... | ... | 64 | 33 | 31 | 16 | 9 | 7 | 10 | 4 | 6 |
| <i>Independents—</i> | | | | | | | | | | | | |
| Independent, Congregationalist | 12 | 6 | 6 | 177 | 84 | 93 | 339 | 154 | 185 | 330 | 141 | 189 |
| <i>Lutherans—</i> | | | | | | | | | | | | |
| Lutheran, German Evangelical | 4 | 4 | ... | 11 | 5 | 6 | 18 | 16 | 2 | 2 | 2 | ... |
| Ditto (not otherwise defined) | 1 | ... | 1 | ... | ... | ... | ... | ... | ... | 38 | 30 | 8 |
| <i>Bible Christians</i> | ... | ... | ... | ... | ... | ... | ... | ... | ... | ... | ... | ... |
| <i>Christian Brethren, &c.—</i> | | | | | | | | | | | | |
| Christian, Disciple of Christ, Church of Christ | 3 | 3 | ... | 15 | 6 | 9 | 44 | 29 | 15 | 109 | 55 | 54 |
| Christian Brethren, Plymouth Brethren | 12 | 7 | 5 | 6 | 1 | 5 | 50 | 8 | 42 | 9 | 2 | 7 |
| Christian Israelites, First Day Christians | ... | ... | ... | ... | ... | ... | ... | ... | ... | ... | ... | ... |
| <i>Other Christian Denominations—</i> | | | | | | | | | | | | |
| Moravians, United Brethren | ... | ... | ... | ... | ... | ... | ... | ... | ... | ... | ... | ... |
| Catholic Apostolic Church, Invingite | ... | ... | ... | ... | ... | ... | ... | ... | ... | ... | ... | ... |
| Society of Friends, Quaker | 15 | 7 | 8 | 28 | 18 | 10 | 18 | 12 | 6 | 9 | 2 | 7 |
| Unitarian, Unitarian Christian | ... | ... | ... | ... | ... | ... | 1 | 1 | ... | 23 | 15 | 8 |
| Salvation Army | ... | ... | ... | 15 | 9 | 6 | 78 | 35 | 43 | 65 | 31 | 34 |
| (a) Other unclassified Christian Sects | ... | ... | ... | ... | ... | ... | 1 | 1 | ... | 4 | 2 | 2 |
| <i>Non-Christian Religions—</i> | | | | | | | | | | | | |
| Jews, Hebrews | ... | ... | ... | 6 | 3 | 3 | 17 | 9 | 8 | 15 | 8 | 7 |
| Mahometans | ... | ... | ... | ... | ... | ... | ... | ... | ... | 131 | 131 | ... |
| Buddhists, Confucians, and other Chinese Denominations | ... | ... | ... | ... | ... | ... | 4 | 4 | ... | 2 | 2 | ... |
| (b) Other unclassified Non-Christian Sects | ... | ... | ... | ... | ... | ... | 4 | 4 | ... | 2 | 2 | ... |
| <i>Residue of Population—</i> | | | | | | | | | | | | |
| No Denomination (stated as such) | 1 | ... | 1 | ... | ... | ... | 10 | 5 | 5 | 85 | 63 | 22 |
| (c) No Religion (Agnostics, Deists, Infidels, &c.) | 2 | 2 | ... | 10 | 7 | 3 | 34 | 24 | 10 | 19 | 17 | 2 |
| Object to state Religion | 25 | 15 | 10 | 186 | 97 | 89 | 219 | 132 | 87 | 182 | 104 | 78 |
| Unspecified | ... | ... | ... | 2 | ... | 2 | 11 | 4 | 7 | 4 | ... | 4 |
| TOTAL | 1919 | 986 | 933 | 5502 | 2735 | 2767 | 8527 | 4220 | 4307 | 7780 | 3808 | 3972 |

(a), (b), (c), see details in Table IV.

the People.

Religious Denominations in the Colony, and in the various Electoral Districts, according taken on the 5th April, 1891—continued.

| Hobart, W. | | | Kingborough. | | | Launceston, N. | | | Launceston, S. | | | Longford. | | | New Norfolk. | | | Oatlands. | | | Richmond. | | |
|-------------|------------|-------------|--------------|------------|------------|----------------|------------|------------|----------------|-------------|-------------|------------|------------|------------|--------------|------------|------------|------------|------------|------------|------------|------------|------------|
| Persons. | Males. | Females. | Persons. | Males. | Females. | Persons. | Males. | Females. | Persons. | Males. | Females. | Persons. | Males. | Females. | Persons. | Males. | Females. | Persons. | Males. | Females. | Persons. | Males. | Females. |
| 4396 130 | 2159 77 | 2237 53 | 4311 82 | 2168 46 | 2143 36 | 3616 114 | 1933 56 | 1683 58 | 3876 268 | 1841 132 | 2035 136 | 1603 8 | 798 5 | 805 3 | 2605 72 | 1414 41 | 1191 31 | 1605 23 | 860 13 | 745 10 | 1514 23 | 812 11 | 702 12 |
| 1774 ... | 772 ... | 1002 ... | 1772 1 | 896 1 | 876 ... | 1305 ... | 637 ... | 668 ... | 1615 1 | 731 1 | 884 ... | 280 ... | 129 ... | 151 ... | 910 1 | 442 1 | 468 ... | 884 1 | 433 1 | 451 ... | 641 ... | 337 ... | 304 ... |
| 389 ... | 193 ... | 196 ... | 131 ... | 98 ... | 33 ... | 521 ... | 275 ... | 246 ... | 475 ... | 199 ... | 276 ... | 41 ... | 34 ... | 7 ... | 74 ... | 36 ... | 35 ... | 182 ... | 161 ... | 21 ... | 29 ... | ... | 29 ... |
| 176 53 | 87 28 | 89 25 | 19 24 | 19 ... | ... | ... | ... | ... | 193 209 | 101 94 | 92 115 | ... | ... | ... | ... | ... | ... | 131 129 | 131 ... | ... | ... | 22 12 | 10 ... |
| ... | ... | ... | 88 ... | ... | 88 ... | ... | ... | ... | ... | ... | ... | 30 ... | ... | 30 ... | ... | ... | ... | 168 ... | ... | 168 ... | 31 31 | ... | ... |
| 501 38 | 229 16 | 272 22 | 486 81 | 240 46 | 246 35 | 706 73 | 338 39 | 368 34 | 1273 290 | 535 135 | 688 155 | 461 169 | 220 84 | 241 85 | 354 7 | 176 4 | 178 3 | 73 ... | 37 ... | 36 ... | 32 ... | 14 ... | 18 ... |
| ... | ... | ... | ... | ... | ... | ... | ... | ... | ... | ... | ... | ... | ... | ... | ... | ... | ... | ... | ... | ... | ... | ... | ... |
| 27 ... | 11 ... | 16 ... | ... | ... | ... | 2 ... | ... | 2 ... | 10 ... | 3 ... | 7 ... | ... | ... | ... | ... | ... | ... | ... | ... | ... | 2 ... | 2 ... | ... |
| 166 ... | 73 ... | 93 ... | 42 ... | 19 ... | 23 ... | 417 31 | 195 12 | 222 19 | 527 12 | 223 ... | 304 12 | 253 ... | 116 ... | 137 ... | 12 ... | 5 ... | 7 ... | 26 ... | 9 ... | 17 ... | 2 ... | 2 ... | ... |
| 25 ... | 10 ... | 15 ... | 34 ... | 17 ... | 17 ... | ... | ... | ... | ... | ... | ... | ... | ... | ... | 34 ... | 16 ... | 18 ... | ... | ... | ... | ... | ... | ... |
| 324 ... | 137 ... | 187 ... | 236 ... | 114 ... | 122 ... | 203 ... | 104 ... | 99 ... | 340 ... | 158 ... | 182 ... | 26 ... | 12 ... | 14 ... | 34 ... | 17 ... | 17 ... | 12 ... | 8 ... | 4 ... | 165 ... | 79 ... | 86 ... |
| 16 11 | 16 ... | ... | 34 ... | 17 ... | 17 ... | 11 2 | 11 ... | ... | 7 1 | 7 ... | ... | 1 ... | 1 ... | ... | 28 ... | 17 ... | 11 ... | 15 ... | 12 ... | 3 ... | 2 2 | ... | 2 ... |
| ... | ... | ... | ... | ... | ... | ... | ... | ... | ... | ... | ... | 2 ... | ... | 2 ... | ... | ... | ... | ... | ... | ... | ... | ... | ... |
| 88 23 | 29 13 | 59 10 | 71 8 | 37 4 | 34 4 | 7 13 | 5 5 | 2 8 | 83 27 | 37 13 | 46 14 | 1 1 | 1 ... | ... | ... | ... | ... | 6 1 | 4 ... | 2 1 | 1 5 | ... | 1 3 |
| ... | ... | ... | ... | ... | ... | ... | ... | ... | 1 ... | 1 ... | ... | 1 ... | 1 ... | ... | 4 ... | ... | 4 ... | ... | ... | ... | ... | ... | ... |
| ... | ... | ... | ... | ... | ... | ... | ... | ... | ... | ... | ... | ... | ... | ... | 1 ... | 1 ... | ... | ... | ... | ... | ... | ... | ... |
| 39 6 | 17 4 | 22 2 | 5 9 | 2 4 | 3 5 | 3 ... | 2 ... | 1 ... | 10 1 | 6 1 | 4 ... | 2 2 | 2 1 | ... | 6 1 | 4 1 | 2 ... | ... | ... | ... | ... | ... | ... |
| 89 1 | 38 ... | 51 1 | 93 ... | 49 ... | 44 ... | 33 4 | 14 4 | 19 ... | 101 ... | 54 ... | 47 ... | 14 6 | 5 5 | 9 1 | 2 ... | 2 ... | ... | 11 ... | 7 ... | 4 ... | 4 ... | 2 ... | 2 ... |
| ... | ... | ... | ... | ... | ... | ... | ... | ... | ... | ... | ... | ... | ... | ... | ... | ... | ... | ... | ... | ... | ... | ... | ... |
| 11 ... | 7 ... | 4 ... | ... | ... | ... | 9 2 | 6 6 | 3 ... | 3 22 | 2 22 | 1 ... | ... | ... | ... | ... | ... | ... | ... | ... | ... | ... | ... | ... |
| ... | ... | ... | ... | ... | ... | ... | ... | ... | ... | ... | ... | ... | ... | ... | ... | ... | ... | ... | ... | ... | ... | ... | ... |
| ... | ... | ... | ... | ... | ... | ... | ... | ... | ... | ... | ... | ... | ... | ... | ... | ... | ... | ... | ... | ... | ... | ... | ... |
| 58 247 | 40 138 | 18 109 | 17 140 | 12 73 | 5 67 | 21 285 | 14 143 | 7 142 | 39 408 | 23 192 | 16 210 | 3 190 | 3 100 | ... | 1 49 | 1 31 | ... | 11 47 | 7 26 | 4 21 | 1 81 | 3 48 | 1 33 |
| 9 ... | 2 ... | 7 ... | ... | ... | ... | 4 ... | 1 ... | 3 ... | 1 ... | 1 ... | ... | 1 ... | 1 ... | ... | 27 ... | 20 ... | 7 ... | 1 ... | 1 ... | ... | ... | ... | ... |
| 8598 | 4097 | 4501 | 7690 | 3867 | 3823 | 7604 | 3903 | 3701 | 9604 | 4494 | 5110 | 3126 | 1535 | 1591 | 4253 | 2248 | 2005 | 3330 | 1711 | 1619 | 2561 | 1359 | 1202 |

Religions of the People.

TABLE IX.—Showing the Number of Persons, Males, and Females belonging to the various Religious Denominations in the Colony, and in the various Electoral Districts, according to the Returns of the Census taken on the 5th April, 1891—*continued*.

| Religious Denomination. | Ringarooma. | | | Selby. | | | Sorell. | | | Wellington. | | | Westbury. | | |
|---|-------------|-------------|-------------|-------------|-------------|-------------|-------------|-------------|-------------|-------------|-------------|-------------|-------------|-------------|-------------|
| | Persons. | Males. | Females. | Persons. | Males. | Females. | Persons. | Males. | Females. | Persons. | Males. | Females. | Persons. | Males. | Females. |
| <i>Episcopalians—</i> | | | | | | | | | | | | | | | |
| Church of England, Episcopalian, Anglican | 2165 | 1191 | 974 | 1819 | 936 | 883 | 2959 | 1573 | 1386 | 3732 | 2120 | 1612 | 1767 | 960 | 807 |
| Protestant (not otherwise defined) | 170 | 94 | 76 | 289 | 230 | 59 | 24 | ... | 24 | 357 | 214 | 143 | 23 | 12 | 11 |
| <i>Catholics—</i> | | | | | | | | | | | | | | | |
| Roman Catholics | 521 | 279 | 242 | 683 | 369 | 314 | 289 | 161 | 128 | 1486 | 835 | 651 | 1036 | 535 | 501 |
| Greek Church, Russian Church | ... | ... | ... | ... | ... | ... | ... | ... | ... | ... | ... | ... | ... | ... | ... |
| <i>Presbyterians—</i> | | | | | | | | | | | | | | | |
| Presbyterian Church of Tasmania | 377 | 203 | 174 | 178 | 30 | 148 | 103 | 32 | 71 | 249 | 149 | 100 | 556 | 305 | 251 |
| Ditto Australia | ... | ... | ... | ... | ... | ... | ... | ... | ... | ... | ... | ... | ... | ... | ... |
| Free Presbyterian Church | ... | ... | ... | 67 | 67 | ... | ... | ... | ... | 6 | ... | 6 | ... | ... | ... |
| Free Church of Scotland | 87 | 48 | 39 | 86 | ... | 86 | 20 | 9 | 11 | 18 | 18 | ... | 27 | 15 | 12 |
| Presbyterian (not otherwise defined) | ... | ... | ... | ... | ... | ... | 41 | 41 | ... | ... | ... | ... | ... | ... | ... |
| <i>Methodists—</i> | | | | | | | | | | | | | | | |
| Wesleyan, Wesleyan Methodist | 545 | 289 | 256 | 540 | 262 | 278 | 18 | 9 | 9 | 649 | 346 | 303 | 806 | 413 | 393 |
| Primitive Methodist | 13 | 7 | 6 | 31 | 13 | 18 | ... | ... | ... | 198 | 108 | 90 | 123 | 64 | 59 |
| United Methodist Free Church | ... | ... | ... | ... | ... | ... | ... | ... | ... | 147 | 79 | 68 | ... | ... | ... |
| Methodist (not otherwise defined) | ... | ... | ... | 3 | 3 | ... | ... | ... | ... | 13 | ... | 13 | 16 | 9 | 7 |
| <i>Baptists—</i> | | | | | | | | | | | | | | | |
| General Baptists, Baptist Union of Tasmania | 49 | 29 | 20 | 109 | 59 | 50 | 14 | 5 | 9 | 114 | 58 | 56 | 42 | 18 | 24 |
| Particular Baptist, Close Communionist Baptist | ... | ... | ... | ... | ... | ... | ... | ... | ... | ... | ... | ... | ... | ... | ... |
| Seventh Day Baptist | ... | ... | ... | ... | ... | ... | ... | ... | ... | 2 | 1 | 1 | 4 | 1 | 3 |
| <i>Independents—</i> | | | | | | | | | | | | | | | |
| Independent, Congregationalist | 20 | 11 | 9 | 60 | 32 | 28 | 283 | 138 | 145 | 87 | 49 | 38 | 12 | 5 | 7 |
| <i>Lutherans—</i> | | | | | | | | | | | | | | | |
| Lutheran, German Evangelical | ... | ... | ... | 12 | 11 | 1 | 2 | 2 | ... | 13 | ... | 13 | ... | ... | ... |
| Ditto (not otherwise defined) | 24 | 20 | 4 | ... | ... | ... | ... | ... | ... | 30 | 30 | ... | ... | ... | ... |
| <i>Bible Christians</i> | ... | ... | ... | ... | ... | ... | ... | ... | ... | ... | ... | ... | ... | ... | ... |
| <i>Christian Brethren, &c.—</i> | | | | | | | | | | | | | | | |
| Christian, Disciple of Christ, Church of Christ | ... | ... | ... | 7 | 4 | 3 | 235 | 127 | 108 | 47 | 25 | 22 | 5 | 2 | 3 |
| Christian Brethren, Plymouth Brethren | ... | ... | ... | 15 | 8 | 7 | 1 | ... | 1 | 62 | 28 | 34 | 22 | 14 | 8 |
| Christian Israelites, First Day Christians | ... | ... | ... | ... | ... | ... | ... | ... | ... | ... | ... | ... | ... | ... | ... |
| <i>Other Christian Denominations—</i> | | | | | | | | | | | | | | | |
| Moravians, United Brethren | ... | ... | ... | ... | ... | ... | ... | ... | ... | ... | ... | ... | ... | ... | ... |
| Catholic Apostolic Church, Irvingite | ... | ... | ... | ... | ... | ... | ... | ... | ... | ... | ... | ... | ... | ... | ... |
| Society of Friends, Quaker | 3 | 1 | 2 | 6 | 3 | 3 | 7 | 4 | 3 | 4 | 2 | 2 | ... | ... | ... |
| Unitarian, Unitarian Christian | 1 | 1 | ... | ... | ... | ... | ... | ... | ... | 1 | ... | 1 | 1 | 1 | ... |
| Salvation Army | 135 | 75 | 60 | 28 | 15 | 13 | 1 | ... | 1 | 74 | 41 | 33 | 12 | 7 | 5 |
| (a) Other unclassified Christian Sects | 2 | 1 | 1 | ... | ... | ... | 6 | 3 | 3 | 51 | 24 | 27 | ... | ... | ... |
| <i>Non-Christian Religions—</i> | | | | | | | | | | | | | | | |
| Jews, Hebrews | ... | ... | ... | ... | ... | ... | 2 | 2 | ... | ... | ... | ... | ... | ... | ... |
| Mahometans | ... | ... | ... | ... | ... | ... | ... | ... | ... | ... | ... | ... | ... | ... | ... |
| Buddhist, Confucians, and other Chinese Denominations | 570 | 566 | 4 | 5 | 5 | ... | ... | ... | ... | 15 | 15 | ... | ... | ... | ... |
| (b) Other unclassified Non-Christian Sects | 1 | ... | 1 | ... | ... | ... | 1 | ... | 1 | ... | ... | ... | 15 | 7 | 8 |
| <i>Residue of Population—</i> | | | | | | | | | | | | | | | |
| No Denomination (stated as such) | ... | ... | ... | ... | ... | ... | 27 | 21 | 6 | ... | ... | ... | 14 | 7 | 7 |
| (c) No Religion (Agnostics, Deists, Infidels, &c.) | 6 | 6 | ... | 5 | 5 | ... | 22 | 19 | 3 | 39 | 35 | 4 | 1 | 1 | ... |
| Object to state Religion | 110 | 74 | 36 | 121 | 69 | 52 | 118 | 62 | 56 | 416 | 271 | 145 | 55 | 36 | 19 |
| Unspecified | ... | ... | ... | 2 | 2 | ... | 10 | 9 | 1 | 4 | 3 | 1 | 2 | 1 | 1 |
| TOTAL | 4814 | 2910 | 1904 | 4077 | 2134 | 1943 | 4183 | 2217 | 1966 | 7814 | 4451 | 3363 | 4539 | 2413 | 2126 |

(a), (b), (c), see details in Table IV.

Religions of the Chinese, 1891.

TABLE X.—Showing the Numbers of Persons, Males, and Females belonging to the principal Religious Denominations, among which the Chinese are separately distinguished.

| | Exclusive of Chinese. | | | Chinese only. | | | Total, including Chinese. | | |
|--|-----------------------|--------|----------|---------------|--------|----------|---------------------------|--------|----------|
| | Persons. | Males. | Females. | Persons. | Males. | Females. | Persons. | Males. | Females. |
| Total | 145,728 | 76,629 | 69,099 | 939 | 931 | 8 | 146,667 | 77,560 | 69,107 |
| CHRISTIAN DENOMINATIONS. | | | | | | | | | |
| <i>Protestant Denominations—</i> | | | | | | | | | |
| Baptists..... | 3276 | 1532 | 1744 | 9 | 9 | ... | 3285 | 1541 | 1744 |
| Christian Brethren, &c..... | 1216 | 585 | 631 | 2 | 2 | ... | 1218 | 587 | 631 |
| Episcopalians | 76,060 | 40,417 | 35,643 | 22 | 22 | ... | 76,082 | 40,439 | 35,643 |
| Independents | 4501 | 2242 | 2259 | ... | ... | ... | 4501 | 2242 | 2259 |
| Lutherans | 421 | 303 | 118 | ... | ... | ... | 421 | 303 | 118 |
| Methodists | 17,134 | 8649 | 8485 | 16 | 16 | ... | 17,150 | 8665 | 8485 |
| Presbyterians..... | 9756 | 4962 | 4794 | ... | ... | ... | 9756 | 4962 | 4794 |
| Other Protestant Denominations | 1529 | 790 | 739 | ... | ... | ... | 1529 | 790 | 739 |
| Total Protestant Denominations | 113,893 | 59,480 | 54,413 | 49 | 49 | ... | 113,942 | 59,529 | 54,413 |
| Catholics | 25,798 | 13,230 | 12,578 | 7 | 7 | ... | 25,805 | 13,227 | 12,578 |
| Total Christian Denominations... | 139,691 | 72,700 | 66,991 | 56 | 56 | ... | 139,747 | 72,756 | 66,991 |
| NON-CHRISTIAN DENOMINATIONS. | | | | | | | | | |
| Buddhists, Confucians, &c..... | ... | ... | ... | 826 | 818 | 8 | 826 | 818 | 8 |
| Mahometans, and other Non-Christian Sects..... | 259 | 219 | 40 | ... | ... | ... | 259 | 219 | 40 |
| RESIDUE (including those who object to state Denomination).... | 5092 | 3074 | 2018 | 55 | 55 | ... | 5147 | 3129 | 2018 |
| UNSPECIFIED (as regards Denomination) | 686 | 636 | 50 | 2 | 2 | ... | 688 | 638 | 50 |

Religions of the Chinese, 1891.

TABLE XI.—Showing the Numbers of Chinese belonging to the principal Religious Denominations in the various Electoral Districts, according to the Returns of Census taken on 5th April, 1891.

| Districts. | Total. | Baptists. | Christian Brethren. | Episcopalians. | Methodists. | Roman Catholics. | Buddhists. | Confucians. | Other Chinese Sects. | Free thinkers. | Object to State Religion. | Unspecified. |
|-------------------------|--------|-----------|---------------------|----------------|-------------|------------------|------------|-------------|----------------------|----------------|---------------------------|--------------|
| The whole Colony..... | 939* | 9 | 2 | 22 | 16 | 7 | 758 | 65 | 1 | 2 | 55 | 2 |
| City of Hobart..... | 37 | 2 | 2 | 2 | 1 | 2 | 2 | 6 | ... | ... | 20 | ... |
| City of Launceston..... | 39 | 5 | ... | 2 | 1 | 1 | 7 | 20 | 1 | ... | 2 | ... |
| Rural Districts..... | 863 | 2 | ... | 18 | 14 | 4 | 749 | 39 | ... | 2 | 33 | 2 |
| Brighton..... | ... | ... | ... | ... | ... | ... | ... | ... | ... | ... | ... | ... |
| Campbell Town..... | ... | ... | ... | ... | ... | ... | ... | ... | ... | ... | ... | ... |
| Cressy..... | ... | ... | ... | ... | ... | ... | ... | ... | ... | ... | ... | ... |
| Cumberland..... | 1 | ... | ... | ... | ... | 1 | ... | ... | ... | ... | ... | ... |
| Devon, East..... | 9 | ... | ... | ... | 4 | ... | 4 | ... | ... | ... | 1 | ... |
| Devon, West..... | 7 | ... | ... | ... | ... | ... | 1 | ... | ... | ... | 6 | ... |
| Deloraine..... | 3 | ... | ... | ... | ... | ... | 3 | ... | ... | ... | ... | ... |
| Evandale..... | 3 | ... | ... | ... | ... | ... | ... | 3 | ... | ... | ... | ... |
| Fingal..... | 188* | ... | ... | 3 | ... | ... | 171 | 14 | ... | ... | ... | ... |
| Franklin..... | 4 | ... | ... | 3 | ... | ... | 1 | ... | ... | ... | ... | ... |
| George Town..... | 7 | 1 | ... | 1 | 3 | ... | 2 | ... | ... | ... | ... | ... |
| Glamorgan..... | 1 | ... | ... | 1 | ... | ... | ... | ... | ... | ... | ... | ... |
| Glenorchy..... | 2 | ... | ... | ... | ... | 2 | ... | ... | ... | ... | ... | ... |
| Hobart, North..... | 9 | ... | 1 | 2 | 1 | ... | ... | 4 | ... | ... | 1 | ... |
| South..... | 23 | 2 | ... | ... | ... | 1 | ... | 2 | ... | ... | 18 | ... |
| West..... | 5 | ... | 1 | ... | ... | 1 | 2 | ... | ... | ... | 1 | ... |
| Kingborough..... | ... | ... | ... | ... | ... | ... | ... | ... | ... | ... | ... | ... |
| Launceston, North..... | 11 | 5 | ... | ... | ... | ... | 5 | ... | 1 | ... | ... | ... |
| South..... | 28 | ... | ... | 2 | 1 | 1 | 2 | 20 | ... | ... | 2 | ... |
| Longford..... | 1 | ... | ... | ... | ... | ... | ... | 1 | ... | ... | ... | ... |
| New Norfolk..... | 2 | ... | ... | ... | ... | ... | ... | ... | ... | ... | ... | 2 |
| Oatlands..... | ... | ... | ... | ... | ... | ... | ... | ... | ... | ... | ... | ... |
| Richmond..... | ... | ... | ... | ... | ... | ... | ... | ... | ... | ... | ... | ... |
| Ringarooma..... | 590 | ... | ... | 2 | 2 | 1 | 566 | 2 | ... | 2 | 15 | ... |
| Selby..... | 26 | 1 | ... | 8 | 1 | ... | ... | 5 | ... | ... | 11 | ... |
| Sorell..... | ... | ... | ... | ... | ... | ... | ... | ... | ... | ... | ... | ... |
| Wellington..... | 19 | ... | ... | ... | 4 | ... | 1 | 14 | ... | ... | ... | ... |
| Westbury..... | ... | ... | ... | ... | ... | ... | ... | ... | ... | ... | ... | ... |

* Of the 939 persons, there are 931 males and 8 females. All the females are returned as Buddhists, of which 4 reside in the District of Fingal and 4 in the District of Ringarooma.

T A S M A N I A.

C E N S U S, 1 8 9 1.

PART VIII.

O C C U P A T I O N S O F T H E P E O P L E.

Date of Enumeration, April 5, 1891.

PART VIII.

OCCUPATIONS OF THE PEOPLE,

TOGETHER WITH APPENDIX RELATING TO CHINESE.

| Table | Page |
|--|------|
| I. Showing Occupations of all Persons, Males, and Females, under and over 20 years of age, divided into Breadwinners and Dependants, and in Seven Classes | 175 |
| II. Ditto, Comparative Returns 1881 and 1891 | 176 |
| III. Showing the Numbers and Proportion per cent. of Persons, Males, and Females in different Divisions, Classes, and Sub-Classes of Occupations | 177 |
| IV. Showing the Number and Proportion of Persons, Males, and Females in the different Classes, Censuses 1881 and 1891, arranged comparatively; also showing Increase or Decrease | 178 |
| V. Showing Persons, Males, and Females belonging to 24 Orders of Occupations in Divisions and Classes; also in Urban and Rural Districts (Numerical) | 180 |
| VI. Showing Persons, Males, and Females belonging to 24 Orders of Occupations in Divisions and Classes; also in Urban and Rural Districts (Centesimal) | 182 |
| VII. Showing the Number of Persons, Males, and Females belonging to 111 distinct Sub-Orders of Occupations in Classes and Orders; also in Urban and Rural Districts | 184 |
| VIII. Showing the Numbers and Proportion per cent. of Persons living, under various Age-Groups, in Divisions, Classes, and principal Sub-Classes | 187 |
| IX. Showing the Numbers and Proportion per cent. of Occupations, under the various Groups of Grades, in Divisions, Classes, and principal Sub-Classes | 188 |
| X. Showing the Percentage of Breadwinners and Dependants in Urban, Rural, and Electoral Districts..... | 189 |
| XI. Showing the Numbers and Proportion of Persons, Males, and Females belonging to the various Classes and Sub-Classes under various Grades and Age-Groups... | 190 |
| XII. Showing the Number of Persons, Males, and Females belonging to various Classes and Sub-Classes of Occupation in the Colony, Urban Districts, Rural Districts, and several Electoral Districts; also Breadwinners and Dependants | 192 |
| XIII. Showing the Percentage Proportion of Breadwinners in Urban, Rural, and several Electoral Districts in Classes and Sub-Classes | 194 |
| XIV. Showing the system of Classification of the several Occupations in Classes, Sub-Classes, Orders, Sub-Orders, and Sub-Groups | |
| XV. Showing the Number of Persons, Males, and Females in Hobart and Launceston in Age Periods and Grades, and in Classes and Sub-Classes | 210 |
| XVI. Showing the Number of Persons, Males, and Females in Colony, and in Hobart and Launceston, in Age Periods and Grades, and in Classes, Orders, and Sub-Orders | 212 |
| XVII. Showing the Number of Males of all Ages, and whether Employers, Employed, &c., in respect of each Specific Occupation | 226 |
| Showing the Number of Females of all Ages, and whether Employers, Employed, &c., in respect of each Specific Occupation | 248 |
| XIX. Showing the Number of Persons, Males, and Females in classified order of Occupation, together with Sub-Groups of Occupations of Males in each Electoral District | 260 |
| XX. Showing the Occupations of Females in each Electoral District in Sub-Groups... | 280 |
| XXI. Showing in Alphabetical arrangement the Occupations of Males and Females under Age-Groups and Grades for each Specific Occupation | 290 |
| XXII. Showing Occupations of Male Inmates of Establishments | 320 |
| XXIII. Showing Occupations of Female Inmates of Establishments..... | 321 |

APPENDIX.

| | |
|---|-----|
| Particulars as to Occupations and other information regarding Chinese | 322 |
|---|-----|

CENSUS OF TASMANIA, 1891.

OCCUPATIONS OF THE PEOPLE.

Numbers and Proportions—Classes and Ages, 1891.

TABLE I.—Showing the Number of Persons, Males, and Females living in the Colony at all Ages and under and over 20 years of Age, of different Occupations, arranged in two great Divisions (Breadwinners and Dependants) and in seven Classes, together with the proportion per cent. of each Division and Class in relation to the Total Number living.

NUMERICAL.

| Occupations. | Persons. | | | Males. | | | Females. | | |
|---------------------------|-----------|-----------------|--------------------|-----------|-----------------|--------------------|-----------|-----------------|--------------------|
| | All Ages. | Under 20 years. | 20 years and over. | All Ages. | Under 20 years. | 20 years and over. | All Ages. | Under 20 years. | 20 years and over. |
| <i>Division.</i> | | | | | | | | | |
| All Classes..... | 146,667 | 71,220 | 75,447 | 77,560 | 36,076 | 41,484 | 69,107 | 35,144 | 33,963 |
| Breadwinners | 61,411 | 12,380 | 49,031 | 48,833 | 8639 | 40,194 | 12,578 | 3741 | 8837 |
| Dependants..... | 85,256 | 58,840 | 26,416 | 28,727 | 27,437 | 1290 | 56,529 | 31,403 | 25,126 |
| <i>Classes.</i> | | | | | | | | | |
| I. Professional..... | 3918 | 439 | 3479 | 2715 | 307 | 2408 | 1203 | 132 | 1071 |
| II. Domestic..... | 7180 | 2387 | 4793 | 1429 | 271 | 1158 | 5751 | 2116 | 3635 |
| III. Commercial..... | 9593 | 1427 | 8166 | 8242 | 1263 | 6979 | 1351 | 164 | 1187 |
| IV. Industrial..... | 16,016 | 3197 | 12,819 | 14,194 | 2530 | 11,664 | 1822 | 667 | 1155 |
| V. Primary Producers..... | 23,568 | 4854 | 18,714 | 21,686 | 4210 | 17,476 | 1882 | 644 | 1238 |
| VI. Indefinite..... | 1136 | 76 | 1060 | 567 | 58 | 509 | 569 | 18 | 551 |
| VII. Dependants..... | 85,256 | 58,840 | 26,416 | 28,727 | 27,437 | 1290 | 56,529 | 31,403 | 25,126 |

CENTESIMAL PROPORTION.

| | | | | | | | | | |
|---------------------------|--------|--------|--------|--------|--------|--------|--------|--------|--------|
| <i>Division.</i> | | | | | | | | | |
| All Classes..... | 100·00 | 100·00 | 100·00 | 100·00 | 100·00 | 100·00 | 100·00 | 100·00 | 100·00 |
| Breadwinners..... | 41·87 | 17·38 | 64·99 | 62·96 | 23·94 | 96·89 | 18·20 | 10·65 | 26·02 |
| Dependants | 58·13 | 82·62 | 35·01 | 37·04 | 76·06 | 3·11 | 81·80 | 89·35 | 73·98 |
| <i>Classes.</i> | | | | | | | | | |
| I. Professional..... | 2·67 | ·62 | 4·61 | 3·50 | ·85 | 5·80 | 1·74 | ·38 | 3·15 |
| II. Domestic | 4·90 | 3·35 | 6·35 | 1·84 | ·75 | 2·79 | 8·32 | 6·02 | 10·70 |
| III. Commercial..... | 6·54 | 2·00 | 10·82 | 10·63 | 3·50 | 16·82 | 1·96 | ·47 | 3·50 |
| IV. Industrial..... | 10·92 | 4·49 | 16·99 | 18·30 | 7·01 | 28·12 | 2·64 | 1·90 | 3·40 |
| V. Primary Producers..... | 16·07 | 6·81 | 24·81 | 27·96 | 11·67 | 42·13 | 2·72 | 1·83 | 3·65 |
| VI. Indefinite..... | ·77 | ·11 | 1·41 | ·73 | ·16 | 1·23 | ·82 | ·05 | 1·62 |
| VII. Dependants..... | 58·13 | 82·62 | 35·01 | 37·04 | 76·06 | 3·11 | 81·80 | 89·35 | 73·98 |

Numbers and Proportions (1881, 1891)—Classes and Ages.

TABLE II.—Showing in respect of the Censuses of 1881 and 1891 respectively the Number of Persons, Males, and Females living in the Colony at all Ages, and under and over 20 years of age, of different Occupations, arranged in two great Divisions—Breadwinners and Dependants—and in Seven Classes,* together with the Proportions per cent. of each Division and Class in relation to the Total Number living.

NUMERICAL.

| | | Persons. | | | Males. | | | Females. | | |
|--|--------|-----------|-----------------|--------------------|-----------|-----------------|--------------------|-----------|-----------------|--------------------|
| | | All Ages. | Under 20 years. | 20 years and over. | All Ages. | Under 20 years. | 20 years and over. | All Ages. | Under 20 years. | 20 years and over. |
| <i>Divisions.</i> | | | | | | | | | | |
| All Classes..... | { 1881 | 115,705 | 57,459 | 58,246 | 61,162 | 29,098 | 32,064 | 54,543 | 28,361 | 26,182 |
| | { 1891 | 146,667 | 71,220 | 75,447 | 77,560 | 36,076 | 41,484 | 69,107 | 35,144 | 33,963 |
| Breadwinners* | { 1881 | 51,999 | 12,762 | 38,637 | 40,378 | 8688 | 31,690 | 11,021 | 4074 | 6947 |
| | { 1891 | 61,411 | 12,380 | 49,031 | 48,833 | 8639 | 40,194 | 12,578 | 3741 | 8837 |
| Dependants* | { 1881 | 64,396 | 44,697 | 19,609 | 20,784 | 20,410 | 374 | 43,522 | 24,287 | 19,235 |
| | { 1891 | 85,256 | 58,840 | 26,416 | 28,727 | 27,437 | 1290 | 56,529 | 31,403 | 25,126 |
| <i>Classes.</i> | | | | | | | | | | |
| I. Professional... | { 1881 | 2562 | 279 | 2283 | 1669 | 152 | 1517 | 893 | 127 | 766 |
| | { 1891 | 3918 | 439 | 3479 | 2715 | 307 | 2408 | 1203 | 132 | 1071 |
| II. Domestic. | { 1881 | 5087 | 1948 | 3139 | 1107 | 250 | 857 | 3980 | 1698 | 2282 |
| | { 1891 | 7180 | 2387 | 4793 | 1429 | 271 | 1158 | 5751 | 2116 | 3635 |
| III. & IV. Commercial & Industrial*... | { 1881 | 19,971 | 4088 | 15,883 | 17,667 | 3506 | 14,161 | 2304 | 582 | 1722 |
| | { 1891 | 25,609 | 4624 | 20,985 | 22,436 | 3793 | 18,643 | 3173 | 831 | 2342 |
| V. Primary Producers* | { 1881 | 22,237 | 6252 | 15,985 | 18,971 | 4645 | 14,326 | 3266 | 1607 | 1659 |
| | { 1891 | 23,568 | 4854 | 18,714 | 21,686 | 4210 | 17,476 | 1882 | 644 | 1238 |
| VI. Indefinite..... | { 1881 | 1542 | 195 | 1347 | 964 | 135 | 829 | 578 | 60 | 518 |
| | { 1891 | 1136 | 76 | 1060 | 567 | 58 | 509 | 569 | 18 | 551 |
| VII. Dependants * | { 1881 | 64,306 | 44,697 | 19,609 | 20,784 | 20,410 | 374 | 43,522 | 24,287 | 19,235 |
| | { 1891 | 85,256 | 58,840 | 26,416 | 28,727 | 27,437 | 1290 | 56,529 | 31,403 | 25,126 |

CENTESIMAL PROPORTION.

| | | | | | | | | | | |
|-------------------------|--------|--------|--------|--------|--------|--------|--------|--------|--------|--------|
| <i>Divisions.</i> | | | | | | | | | | |
| All Classes..... | { 1881 | 100·00 | 100·00 | 100·00 | 100·00 | 100·00 | 100·00 | 100·00 | 100·00 | 100·00 |
| | { 1891 | | | | | | | | | |
| Breadwinners | { 1881 | 44·42 | 22·21 | 66·33 | 66·01 | 29·86 | 98·83 | 20·20 | 14·37 | 26·54 |
| | { 1891 | 41·87 | 17·38 | 64·99 | 62·96 | 23·94 | 96·89 | 18·20 | 10·65 | 26·02 |
| Dependants | { 1881 | 55·58 | 77·79 | 33·67 | 33·99 | 70·14 | 1·17 | 79·80 | 85·63 | 73·46 |
| | { 1891 | 58·13 | 82·62 | 35·01 | 37·04 | 76·06 | 3·11 | 81·80 | 89·35 | 73·98 |
| <i>Classes.</i> | | | | | | | | | | |
| Professional | { 1881 | 2·20 | ·49 | 3·92 | 2·73 | ·52 | 4·73 | 1·64 | ·45 | 2·93 |
| | { 1891 | 2·67 | ·62 | 4·61 | 3·50 | ·85 | 5·80 | 1·74 | ·38 | 3·15 |
| Domestic | { 1881 | 4·40 | 3·39 | 5·39 | 1·81 | ·86 | 2·67 | 7·30 | 5·99 | 8·71 |
| | { 1891 | 4·90 | 3·35 | 6·35 | 1·84 | ·75 | 2·79 | 8·32 | 6·02 | 10·70 |
| Commercial & Industrial | { 1881 | 17·27 | 7·11 | 27·27 | 28·89 | 12·05 | 44·16 | 4·22 | 2·05 | 6·58 |
| | { 1891 | 17·46 | 6·49 | 27·81 | 28·93 | 10·51 | 44·94 | 4·60 | 2·37 | 6·90 |
| Primary Producers..... | { 1881 | 19·22 | 10·88 | 27·44 | 31·02 | 15·96 | 44·68 | 5·99 | 5·67 | 6·34 |
| | { 1891 | 16·07 | 6·81 | 24·81 | 27·96 | 11·67 | 42·13 | 2·72 | 1·83 | 3·65 |
| Indefinite | { 1881 | 1·33 | ·34 | 2·31 | 1·58 | ·47 | 2·59 | 1·06 | ·21 | 1·98 |
| | { 1891 | ·77 | ·11 | 1·41 | ·73 | ·16 | 1·23 | ·82 | ·05 | 1·62 |
| Dependants..... | { 1881 | 55·58 | 77·79 | 33·67 | 33·99 | 70·14 | 1·17 | 79·80 | 85·63 | 73·46 |
| | { 1891 | 58·13 | 82·62 | 35·01 | 37·04 | 76·06 | 3·11 | 81·80 | 89·35 | 73·98 |

* See Note at foot of Table IV. regarding the qualifications for comparative purposes necessitated by the new classification of Occupations adopted in the Census of 1891.

Numbers and Proportions—Classes and Sub-Classes, 1891.

TABLE III.—Showing in respect of the Total of all Classes and of Breadwinners the Numbers and Proportions per cent. of Persons, Males, and Females belonging to the different Divisions, Classes, and Sub-Classes of Occupations, according to the new classification adopted in Census of 1891.

| | | Occupations. | Numerical. | | | Centesimal Proportion. | | | | | |
|---|------------------|---|------------|--------|----------|-----------------------------|--------|----------|------------------------------|--------|----------|
| | | | Persons. | Males. | Females. | In relation to all Classes. | | | In relation to Breadwinners. | | |
| | | | | | | Persons. | Males. | Females. | Persons. | Males. | Females. |
| | | | | | | | | | | | |
| I. II. III. A B C D IV. V. A B C D VI. VII. | | DIVISIONS. | | | | | | | | | |
| | | All Classes | 146,667 | 77,560 | 69,107 | 100·00 | 100·00 | 100·00 | 238·83 | 158·83 | 549·43 |
| | | Breadwinners (I. – VI.) | 61,411 | 48,833 | 12,578 | 41·87 | 62·96 | 18·20 | 100·00 | 100·00 | 100·00 |
| | | Dependants (VII.) | 85,256 | 28,727 | 56,529 | 58·13 | 37·04 | 81·80 | 138·83 | 58·83 | 449·43 |
| | | CLASSES. | | | | | | | | | |
| | | Professional | 3918 | 2715 | 1203 | 2·67 | 3·50 | 1·74 | 6·38 | 5·56 | 9·56 |
| | | Domestic | 7180 | 1429 | 5751 | 4·90 | 1·84 | 8·32 | 11·69 | 2·93 | 45·72 |
| | | Commercial | 9593 | 8242 | 1351 | 6·54 | 10·63 | 1·96 | 15·62 | 16·87 | 10·74 |
| | | Property and Finance | 1662 | 1147 | 515 | 1·13 | 1·48 | ·74 | 2·71 | 2·35 | 4·09 |
| | | Trade | 4660 | 4034 | 626 | 3·18 | 5·20 | ·91 | 7·59 | 8·26 | 4·98 |
| | | Storage | 4 | 4 | ... | ... | ·00 | ·01 | ... | ... | ·00 |
| | | Transport and Communication .. | 3267 | 3057 | 210 | 2·23 | 3·94 | ·30 | 5·32 | 6·26 | 1·67 |
| | | Industrial | 16,016 | 14,194 | 1822 | 10·92 | 18·30 | 2·64 | 26·08 | 29·07 | 14·49 |
| | | Agricultural, Pastoral, Mineral, and other Primary Producers.... | 23,568 | 21,686 | 1882 | 16·07 | 27·96 | 2·72 | 38·38 | 44·41 | 14·96 |
| | | Agricultural | 16,031 | 14,584 | 1447 | 10·93 | 18·80 | 2·09 | 26·11 | 29·87 | 11·50 |
| | | Pastoral | 2447 | 2040 | 407 | 1·67 | 2·63 | ·59 | 3·99 | 4·18 | 3·24 |
| | | Mineral | 3983 | 3987 | 1 | 2·72 | 5·14 | ·00 | 6·49 | 8·16 | ·00 |
| | | Other Primary Producers..... | 1102 | 1075 | 27 | 0·75 | 1·39 | ·04 | 1·79 | 2·20 | ·21 |
| | | Indefinite | 1136 | 567 | 569 | 0·77 | ·73 | ·82 | 1·85 | 1·16 | 4·52 |
| | Dependants | 85,256 | 28,727 | 56,529 | 58·13 | 37·04 | 81·80 | 138·83 | 58·83 | 449·43 | |

Occupations, 1881, 1891.—Numbers

TABLE IV.—Showing the Number of Persons, Males, and Females living at the last two Censuses, classification adopted in the Census of 1881, and partly according to the new classification adopted in the Classes and to Breadwinners respectively; and in respect of the Census of 1891, showing absolutely and

| Occupations. | Numerical. | | | | | |
|---|------------|--------|----------|----------|--------|----------|
| | 1881. | | | 1891. | | |
| | Persons. | Males. | Females. | Persons. | Males. | Females. |
| DIVISIONS. | | | | | | |
| All Classes | 115,705 | 61,162 | 54,543 | 146,667 | 77,560 | 69,107 |
| Breadwinners | 51,399 | 40,378 | 11,021 | 61,411 | 48,823 | 12,578 |
| Dependants | 64,306 | 20,784 | 43,522 | 85,256 | 28,727 | 56,529 |
| CLASSES. | | | | | | |
| <i>Professional</i> | 2562 | 1669 | 893 | 3918 | 2715 | 1203 |
| <i>Domestic</i> | 5087 | 1107 | 3980 | 7180 | 1429 | 5751 |
| <i>Commercial—</i> | | | | | | |
| Mercantile Persons, House Proprietors, and General Dealers | 1794 | 1525 | 269 | 3698 | 2913 | 785 |
| Carriers and Messengers on Railways | 263 | 256 | 7 | 686 | 664 | 22 |
| Ditto on Roads | 894 | 893 | 1 | 576 | 571 | 5 |
| Ditto on Seas and Rivers | 969 | 963 | 6 | 1572 | 1561 | 11 |
| Postal Service | 64 | 26 | 38 | 240 | 127 | 113 |
| Telegraph and Telephone Service | 72 | 42 | 30 | 193 | 134 | 59 |
| Total Commercial † | 4056 | 3705 | 351 | 6965 | 5970 | 995 |
| <i>Industrial (including Commercial Dealers in specific branches of Trade*)—</i> | | | | | | |
| Working and Dealing in Art and Mechanic Productions | 3213 | 3145 | 68 | 4583 | 4511 | 72 |
| Ditto in Textile Fabrics and Dress | 3335 | 1722 | 1613 | 3390 | 1594 | 1796 |
| Ditto in Food and Drinks | 1636 | 1460 | 176 | 2092 | 1845 | 247 |
| Ditto in Animal and Vegetable Substances | 1550 | 1530 | 20 | 912 | 905 | 7 |
| Ditto in Minerals and Metals (exclusive of Workers in Mines and Quarries) | 1697 | 1692 | 5 | 4277 | 4251 | 16 |
| Industrial Workers undefined | 4484 | 4413 | 71 | 3390 | 3350 | 40 |
| <div> <div> <div>Total Industrial.....</div> <div> Dealers (part) †</div> <div>Industrial</div> <div>Total</div> </div> <div> <div>...</div> <div>...</div> <div>15,915</div> </div> </div> | | | | | | |
| <i>Agricultural, Pastoral, Mineral, and other Primary Producers—</i> | | | | | | |
| Agricultural pursuits | 17,748 | 14,610 | 3138 | 16,031 | 14,584 | 1447 |
| Pastoral pursuits | 860 | 734 | 126 | 2447 | 2040 | 407 |
| Mines and Quarries | 3167 | 3167 | ... | 3988 | 3987 | 1 |
| Other Primary Industries | 462 | 460 | 2 | 1102 | 1075 | 27 |
| Total Primary Producers | 22,237 | 18,971 | 3266 | 23,568 | 21,636 | 1882 |
| <i>Indefinite—</i> | | | | | | |
| Persons of independent Means | 559 | 285 | 274 | 671 | 249 | 422 |
| Undefined as regards Means and specific Occupation | 983 | 679 | 304 | 465 | 318 | 147 |
| Total Indefinite | 1542 | 964 | 578 | 1136 | 567 | 569 |
| <i>Dependants—</i> | | | | | | |
| Wives, Children, Relatives | 42,470 | 9749 | 32,721 | 57,103 | 14,165 | 42,938 |
| Scholars and Students | 21,215 | 10,695 | 10,520 | 26,360 | 13,438 | 12,922 |
| Public Burden | 621 | 340 | 281 | 1793 | 1124 | 669 |
| Total Dependants | 64,306 | 20,784 | 43,522 | 85,256 | 28,727 | 56,529 |

* The improved classification of Occupations adopted in 1891 does not admit of strict comparison with some of the totals of Classes *Commercial* and *Industrial* respectively. Owing to the defective classification of 1881 a considerable portion of remedied this defect. In the above table the classification of 1881 has been followed as far as possible to secure a closer comparison.

† New classification (1891), as shown in other tables, embraces 2628 Persons additional, which for the purposes of this table

‡ See previous note (†).

and Proportions compared.

belonging to the principal divisions of Occupations, arranged for comparative purposes,—partly according to Census of 1891; also showing the proportion per cent. of each Division, Class, and Group in relation to all relatively the Increase or Decrease since previous Census.

| Centesimal Proportion in relation to | | | | | | | | | | | | Increase or Decrease since last Census. | | | | | |
|--------------------------------------|--------|----------|----------|--------|----------|---------------|--------|----------|----------|--------|----------|---|--------|----------|-----------|--------|----------|
| All Classes. | | | | | | Breadwinners. | | | | | | Numerical. | | | Per Cent. | | |
| 1881. | | | 1891. | | | 1881. | | | 1891. | | | | | | | | |
| Persons. | Males. | Females. | Persons. | Males. | Females. | Persons. | Males. | Females. | Persons. | Males. | Females. | Persons. | Males. | Females. | Persons. | Males. | Females. |
| 100.00 | 100.00 | 100.00 | 100.00 | 100.00 | 100.00 | 225.10 | 151.48 | 494.80 | 238.80 | 158.83 | 549.43 | 30,962 | 16,398 | 14,564 | 26.76 | 26.81 | 26.70 |
| 44.42 | 66.01 | 20.20 | 41.87 | 62.96 | 18.20 | 100.00 | 100.00 | 100.00 | 100.00 | 100.00 | 100.00 | 10,010 | 8,455 | 1,557 | 19.48 | 20.93 | 14.13 |
| 55.58 | 33.99 | 79.80 | 58.13 | 37.04 | 81.80 | 125.10 | 51.48 | 394.80 | 138.80 | 58.83 | 449.43 | 20,950 | 7,943 | 13,007 | 32.59 | 38.21 | 29.89 |
| 2.20 | 2.73 | 1.64 | 2.67 | 3.50 | 1.74 | 4.99 | 3.91 | 8.10 | 6.38 | 5.56 | 9.57 | 1356 | 1046 | 310 | 52.93 | 62.67 | 34.72 |
| 4.40 | 1.81 | 7.30 | 4.89 | 1.84 | 8.32 | 9.90 | 2.87 | 36.12 | 11.69 | 2.93 | 45.72 | 2093 | 322 | 1771 | 41.15 | 29.09 | 44.50 |
| 1.55 | 2.49 | .49 | 2.52 | 3.76 | 1.14 | 3.49 | 3.78 | 2.44 | 6.02 | 5.96 | 6.24 | 1904 | 1388 | 516 | 10.61 | 91.02 | 191.80 |
| .23 | .42 | .01 | .47 | .86 | .03 | 0.51 | .63 | .07 | 1.12 | 1.86 | .97 | 423 | 408 | 15 | 160.80 | 159.40 | 214.30 |
| .77 | 1.46 | .00 | .39 | .74 | .00 | 1.74 | 2.21 | .00 | .94 | 1.17 | .04 | 318 | 322 | 4 | 35.57 | 36.06 | ... |
| .84 | 1.58 | .01 | 1.07 | 2.01 | .02 | 1.89 | 2.39 | .06 | 2.56 | 3.20 | .09 | 603 | 598 | 5 | 62.23 | 62.10 | 83.32 |
| .06 | .04 | .07 | .16 | .16 | .16 | .12 | ... | .34 | .39 | .26 | .90 | 176 | 101 | 75 | 275.00 | 388.50 | 197.40 |
| .06 | .07 | .06 | .14 | .17 | .09 | .14 | .10 | .27 | .31 | .27 | .47 | 121 | 92 | 29 | 168.10 | 219.00 | 96.67 |
| 3.51 | 6.06 | .64 | 4.75 | 7.70 | 1.44 | 7.89 | 9.11 | 3.18 | 11.34 | 12.22 | 7.91 | 2909 | 2265 | 644 | 71.71 | 61.13 | 183.50 |
| 2.78 | 5.14 | .12 | 3.12 | 5.82 | .10 | 6.25 | 7.82 | .62 | 7.46 | 9.24 | .57 | 1370 | 1366 | 4 | 42.66 | 43.44 | 5.88 |
| 2.88 | 2.82 | 2.96 | 2.31 | 2.06 | 2.60 | 6.49 | 4.26 | 14.64 | 5.52 | 3.26 | 14.28 | 55 | 128 | 183 | 1.65 | 7.43 | 11.34 |
| 1.41 | 2.39 | .32 | 1.43 | 2.88 | .36 | 3.18 | 3.62 | 1.60 | 3.41 | 3.78 | 1.96 | 456 | 385 | 71 | 27.87 | 26.37 | 40.34 |
| 1.34 | 2.50 | .04 | .62 | 1.17 | .01 | 3.02 | 3.79 | .18 | 1.48 | 1.85 | .06 | 638 | 625 | 13 | 41.15 | 40.85 | 65.00 |
| 1.47 | 2.77 | .01 | 2.92 | 5.48 | .02 | 3.30 | 4.19 | .04 | 6.97 | 8.73 | .13 | 2580 | 2569 | 11 | 152.00 | 151.80 | 220.00 |
| 3.88 | 7.21 | .13 | 2.31 | 4.32 | .06 | 8.72 | 10.93 | .64 | 5.52 | 6.86 | .32 | 1094 | 1063 | 31 | 24.40 | 24.09 | 43.67 |
| ... | ... | ... | 1.79 | 2.93 | .51 | ... | ... | ... | 4.28 | 4.65 | 2.83 | ... | ... | ... | ... | ... | ... |
| ... | ... | ... | 10.92 | 18.30 | 2.64 | ... | ... | ... | 26.08 | 29.07 | 14.49 | ... | ... | ... | ... | ... | ... |
| 13.76 | 22.83 | 3.58 | 12.71 | 21.23 | 3.15 | 30.96 | 34.61 | 17.72 | 30.36 | 33.72 | 17.32 | 2729 | 2504 | 225 | 17.15 | 17.93 | 11.52 |
| 15.34 | 23.89 | 5.76 | 10.93 | 18.80 | 2.09 | 34.54 | 36.18 | 28.47 | 26.10 | 29.87 | 11.51 | 1717 | 26 | 1691 | 9.67 | 1.18 | 53.86 |
| .74 | 1.20 | .23 | 1.67 | 2.63 | .59 | 1.67 | 1.82 | 1.14 | 4.00 | 4.18 | 3.24 | 1537 | 1306 | 231 | 184.60 | 178.60 | 223.00 |
| 2.74 | 5.18 | ... | 2.72 | 5.14 | .00 | 6.16 | 7.84 | ... | 6.49 | 8.16 | .00 | 821 | 820 | 1 | 25.92 | 25.89 | ... |
| .40 | .75 | .00 | .75 | 1.39 | .04 | .89 | 1.27 | .02 | 1.79 | 2.20 | 0.21 | 640 | 615 | 25 | 138.50 | 133.70 | ... |
| 19.22 | 31.02 | 5.99 | 16.07 | 27.96 | 2.72 | 43.26 | 47.11 | 29.63 | 38.38 | 44.41 | 14.96 | 1331 | 2715 | 1384 | 5.99 | 14.31 | 42.37 |
| .48 | .47 | .50 | .46 | .32 | .61 | 1.09 | .71 | 2.49 | 1.09 | .51 | 3.35 | 112 | 36 | 148 | 20.04 | 12.63 | 54.02 |
| .85 | 1.11 | .56 | .32 | .41 | .22 | 1.91 | 1.68 | 2.76 | .76 | .65 | 1.17 | 518 | 361 | 157 | 52.70 | 53.17 | 51.64 |
| 1.33 | 1.58 | 1.06 | .78 | .73 | .83 | 3.00 | 2.39 | 5.25 | 1.85 | 1.16 | 4.52 | 406 | 397 | 9 | 26.32 | 41.18 | 1.56 |
| 36.70 | 15.94 | 60.00 | 38.93 | 18.26 | 62.13 | 82.63 | 24.14 | 296.80 | 92.96 | 29.01 | 341.31 | 14,633 | 4416 | 10,217 | 34.46 | 45.29 | 31.22 |
| 18.34 | 17.49 | 19.29 | 17.97 | 17.33 | 18.70 | 41.28 | 26.49 | 95.50 | 42.92 | 27.52 | 102.81 | 5145 | 2743 | 2402 | 24.45 | 25.65 | 22.83 |
| .54 | .56 | .61 | 1.23 | 1.45 | .97 | 1.21 | .85 | 2.50 | 2.92 | 2.80 | 5.31 | 1172 | 784 | 388 | 188.70 | 229.40 | 138.10 |
| 55.58 | 33.99 | 79.80 | 58.13 | 37.04 | 81.80 | 125.12 | 51.48 | 394.80 | 138.80 | 58.83 | 449.43 | 20,950 | 7,943 | 13,007 | 32.59 | 38.21 | 29.89 |

divisions bearing the same name in the classification of Occupation of the two Censuses. This objection applies more particularly to the commercial dealers in specific branches of trade was included among the Industrial Class. The new classification has to a great extent The figures relating to some of the Classes for 1891 will therefore be different to those of other tables based upon the new classification. are included in Industrial "Dealers (part)."

Distribution of Orders in Urban and Rural Districts, 1891.

TABLE V.—Showing the Numbers of Persons, Males, and Females living in Tasmania belonging to twenty-four Orders of Occupations, arranged under their respective Divisions and Classes; also showing their distribution in Urban and Rural Districts.

NUMERICAL.

| Occupations. | | | The Colony. | | | City of Hobart. | | | City of Launceston. | | | Rural Districts. | | |
|--|--------|--|-------------|--------|----------|-----------------|--------|----------|---------------------|--------|----------|------------------|--------|----------|
| | | | Persons. | Males. | Females. | Persons. | Males. | Females. | Persons. | Males. | Females. | Persons. | Males. | Females. |
| DIVISIONS. | | | | | | | | | | | | | | |
| All Classes | | | 146,667 | 77,560 | 69,107 | 24,905 | 12,125 | 12,780 | 17,208 | 8397 | 8811 | 104,554 | 57,038 | 47,516 |
| Breadwinners (Classes I. to VI.) | | | 61,411 | 48,833 | 12,578 | 10,709 | 7622 | 3087 | 7334 | 5091 | 2243 | 43,368 | 36,120 | 7248 |
| Dependants (Class VII.) | | | 85,256 | 28,727 | 56,529 | 14,196 | 4503 | 9693 | 9874 | 3306 | 6568 | 61,186 | 20,918 | 40,268 |
| <i>Nature of Services.</i> | | | | | | | | | | | | | | |
| <i>Classes.</i> | | | | | | | | | | | | | | |
| Personal and Immaterial..... | } | I. Professional | 3918 | 2715 | 1203 | 1100 | 774 | 326 | 533 | 350 | 183 | 2285 | 1591 | 694 |
| | | II. Domestic | 7180 | 1429 | 5751 | 1830 | 345 | 1485 | 1340 | 208 | 1132 | 4010 | 876 | 3134 |
| Distributors of Materials..... | | III. Commercial | 9593 | 8242 | 1351 | 3164 | 2763 | 401 | 2151 | 1872 | 279 | 4278 | 3607 | 671 |
| Modifiers of Materials | | IV. Industrial | 16,016 | 14,194 | 1822 | 3932 | 3220 | 712 | 2737 | 2205 | 532 | 9347 | 8769 | 578 |
| Primary Producers of Materials..... | | V. Primary Producers | 23,568 | 21,686 | 1882 | 412 | 401 | 11 | 396 | 380 | 16 | 22,760 | 20,905 | 1865 |
| Indefinite | | VI. Indefinite | 1136 | 567 | 569 | 271 | 119 | 152 | 177 | 76 | 101 | 688 | 372 | 316 |
| Dependants | | VII. Dependants | 85,256 | 28,727 | 56,529 | 14,196 | 4503 | 9693 | 9874 | 3306 | 6568 | 61,186 | 20,918 | 40,268 |
| Class. | Order. | ORDER. | | | | | | | | | | | | |
| | | <i>Services, Personal and Immaterial.</i> | | | | | | | | | | | | |
| I. | 1 | Persons not otherwise classed, engaged in or ministering to— | | | | | | | | | | | | |
| | 2 | Government, Law, Defence, and Protection | 1056 | 1050 | 6 | 335 | 383 | 2 | 143 | 142 | 1 | 528 | 525 | 3 |
| | | Religion, Charity, Health, Education, Science, and Amusement | 2862 | 1665 | 1197 | 715 | 391 | 324 | 390 | 208 | 182 | 1757 | 1066 | 691 |
| II. | 3 | Board and Lodging and Personal Service | 7180 | 1429 | 5751 | 1830 | 345 | 1485 | 1340 | 208 | 1132 | 4010 | 876 | 3134 |
| | | <i>Distributors of Materials.</i> | | | | | | | | | | | | |
| III. | 4 | Property and Finance | 1662 | 1147 | 515 | 531 | 363 | 168 | 368 | 263 | 105 | 763 | 521 | 242 |
| | | Traders and Dealers in— | | | | | | | | | | | | |
| | 5 | Art and Mechanic Productions, various | 276 | 240 | 36 | 116 | 98 | 18 | 97 | 84 | 13 | 63 | 58 | 5 |
| | 6 | Textile Fabrics, Dress, and Fibrous Materials | 587 | 467 | 120 | 213 | 165 | 48 | 211 | 164 | 47 | 163 | 138 | 25 |
| | 7 | Food, Drink, Narcotics, and Stimulants | 1277 | 1091 | 186 | 487 | 403 | 84 | 297 | 243 | 54 | 493 | 445 | 48 |
| | 8 | Animals, and Animal and Vegetable Substances | 124 | 124 | ... | 25 | 25 | ... | 21 | 21 | ... | 78 | 78 | ... |
| | 9 | Minerals mainly used for Fuel and Light | 196 | 195 | 1 | 44 | 43 | 1 | 57 | 57 | ... | 95 | 95 | ... |
| | 10 | Other Minerals | 168 | 155 | 13 | 81 | 74 | 7 | 48 | 43 | 5 | 39 | 38 | 1 |
| | 11 | General Dealers, Speculators in Chance Events, and other undefined Mercantile Pursuits | 2032 | 1762 | 270 | 467 | 408 | 59 | 458 | 409 | 49 | 1107 | 945 | 162 |
| | 12-13 | Storage, Transport, and Communication | 3271 | 3061 | 210 | 1200 | 1184 | 16 | 594 | 588 | 6 | 1477 | 1289 | 188 |

| | | | | | | | | | | | | | | |
|---|--|--|--------|--------|--------|--------|------|------|------|------|------|--------|--------|--------|
| <i>Modifiers, Manufacturers of Materials.</i> | | | | | | | | | | | | | | |
| IV. | Workers in— | | | | | | | | | | | | | |
| | 14 | Art, Mechanic Productions, various..... | 1564 | 1528 | 36 | 669 | 646 | 23 | 429 | 418 | 11 | 466 | 464 | 2 |
| | 15 | Textile Fabrics, Dress, and Fibrous Materials | 2803 | 1127 | 1676 | 1063 | 428 | 635 | 761 | 285 | 476 | 979 | 414 | 565 |
| | 16 | Foods, Drinks, Narcotics, and Stimulants | 815 | 754 | 61 | 330 | 291 | 39 | 164 | 147 | 17 | 321 | 316 | 5 |
| | 17 | Animal and Vegetable Substances | 788 | 781 | 7 | 117 | 114 | 3 | 62 | 61 | 1 | 609 | 606 | 3 |
| | 18 | Metals and Minerals | 1490 | 1488 | 2 | 321 | 320 | 1 | 313 | 313 | ... | 856 | 855 | 1 |
| | 19 | Construction and Repairs of Buildings, Roads, Railways, Canals, Docks, Earthworks, &c. | 5166 | 5166 | ... | 979 | 979 | ... | 662 | 662 | ... | 3525 | 3525 | ... |
| | 20 | Industrial Workers imperfectly defined | 3390 | 3350 | 40 | 453 | 442 | 11 | 346 | 319 | 27 | 2591 | 2589 | 2 |
| <i>Primary Producers of Materials.</i> | | | | | | | | | | | | | | |
| V. | Agricultural, Pastoral, Mineral, and other Primary Producers | | | | | | | | | | | | | |
| | 21 | Workers in— | 23,568 | 21,686 | 1882 | 412 | 401 | 11 | 396 | 380 | 16 | 22,760 | 20,905 | 1855 |
| | 21a | Agricultural Pursuits | 16,031 | 14,584 | 1447 | 211 | 207 | 4 | 202 | 197 | 5 | 15,618 | 14,180 | 1438 |
| | „ b | Pastoral Pursuits | 2447 | 2040 | 407 | 70 | 63 | 7 | 45 | 34 | 11 | 2332 | 1943 | 389 |
| | „ c | Mines and Minerals | 3988 | 3987 | 1 | 99 | 99 | ... | 118 | 118 | ... | 3771 | 3770 | 1 |
| | „ d | Other Primary Producers | 1102 | 1075 | 27 | 32 | 32 | ... | 31 | 31 | ... | 1039 | 1012 | 27 |
| <i>Indefinite.</i> | | | | | | | | | | | | | | |
| VI. | 22 | Indefinite Occupations | 1136 | 567 | 569 | 271 | 119 | 152 | 177 | 76 | 101 | 688 | 372 | 316 |
| <i>Dependants.</i> | | | | | | | | | | | | | | |
| VII. | 23 | Wives, Children, and Relatives dependent upon Natural Guardians | 83,463 | 27,603 | 55,860 | 13,748 | 4243 | 9505 | 9472 | 3036 | 6436 | 60,243 | 20,324 | 39,919 |
| | 24 | Other Dependants upon the State or upon Public or Private Support | 1793 | 1124 | 669 | 448 | 260 | 188 | 402 | 270 | 132 | 943 | 594 | 349 |

Proportional Distribution of Orders in Urban and Rural Districts, 1891.

TABLE VI.—Showing the Proportion per cent. of Persons, Males, and Females living in Tasmania belonging to twenty-four Orders of Occupation, arranged under their respective Divisions and Classes; also showing their distribution in Urban and Rural Districts.

CENTESIMAL PROPORTION.

| Occupations. | | | The Colony. | | | City of Hobart. | | | City of Launceston. | | | Rural Districts. | | |
|---------------------------------------|--------|--|------------------------------------|--------|----------|-----------------|--------|----------|---------------------|--------|----------|------------------|--------|----------|
| | | | Persons. | Males. | Females. | Persons. | Males. | Females. | Persons. | Males. | Females. | Persons. | Males. | Females. |
| DIVISIONS. | | | | | | | | | | | | | | |
| All Classes | | | 100·00 | 100·00 | 100·00 | 100·00 | 100·00 | 100·00 | 100·00 | 100·00 | 100·00 | 100·00 | 100·00 | 100·00 |
| Breadwinners (Classes I. – VI.) | | | 41·87 | 62·96 | 18·20 | 43·00 | 62·86 | 24·15 | 42·62 | 60·63 | 25·46 | 41·48 | 63·32 | 15·26 |
| Dependants (Class VII.) | | | 58·13 | 37·04 | 81·80 | 57·00 | 37·14 | 75·85 | 57·38 | 39·37 | 74·54 | 58·52 | 36·68 | 84·74 |
| Nature of Services. | | | Classes. | | | | | | | | | | | |
| Personal and Immaterial..... | { | I. Professional | 2·67 | 3·50 | 1·74 | 4·42 | 6·38 | 2·55 | 3·10 | 4·17 | 2·08 | 2·19 | 2·79 | 1·46 |
| | | II. Domestic | 4·90 | 1·84 | 8·32 | 7·35 | 2·84 | 11·62 | 7·79 | 2·48 | 12·85 | 3·84 | 1·54 | 6·60 |
| Distribution of Materials | | III. Commercial | 6·54 | 10·63 | 1·96 | 12·70 | 22·79 | 3·14 | 12·50 | 22·29 | 3·17 | 4·09 | 6·32 | 1·41 |
| Modifiers of ditto | | IV. Industrial | 10·92 | 18·30 | 2·64 | 15·79 | 26·56 | 5·57 | 15·90 | 26·26 | 6·04 | 8·94 | 15·37 | 1·22 |
| Primary Producers of ditto..... | | V. Primary Producers..... | 16·07 | 27·96 | 2·72 | 1·65 | 3·31 | ·08 | 2·30 | 4·53 | ·18 | 21·77 | 36·65 | 3·90 |
| Indefinite | | VI. Indefinite | ·77 | ·73 | ·82 | 1·09 | ·98 | 1·19 | 1·03 | ·90 | 1·14 | ·65 | ·65 | ·67 |
| Dependants | | VII. Dependants | 58·13 | 37·04 | 81·80 | 57·00 | 37·14 | 75·85 | 57·38 | 39·37 | 74·54 | 58·52 | 36·63 | 84·74 |
| Class. | Order. | ORDERS. | | | | | | | | | | | | |
| | | | Services, Personal and Immaterial. | | | | | | | | | | | |
| I. | 1 | Persons not otherwise classed, engaged in or ministering to— | | | | | | | | | | | | |
| | 2 | Government, Law, Defence, and Protection | ·72 | 1·35 | ·01 | 1·55 | 3·16 | ·02 | ·83 | 1·69 | ·01 | ·50 | ·92 | ·01 |
| II. | 3 | Religion, Charity, Health, Education, Science, and | | | | | | | | | | | | |
| | | Amusement | 1·95 | 2·15 | 1·73 | 2·87 | 3·22 | 2·53 | 2·27 | 2·48 | 2·07 | 1·69 | 1·87 | 1·45 |
| | | Board and Lodging and Personal Service | 4·90 | 1·84 | 8·32 | 7·35 | 2·84 | 11·62 | 7·79 | 2·48 | 12·85 | 3·84 | 1·54 | 6·60 |
| | | | Distributors of Materials. | | | | | | | | | | | |
| III. | 4 | Property and Finance | 1·13 | 1·48 | ·75 | 2·13 | 2·99 | 1·31 | 2·14 | 3·13 | 1·19 | ·73 | ·91 | ·51 |
| | | Traders and Dealers in— | | | | | | | | | | | | |
| | 5 | Art and Mechanic Productions, various | ·19 | ·31 | ·05 | ·46 | ·81 | ·14 | ·56 | 1·00 | ·15 | ·06 | ·10 | ·01 |
| | 6 | Textile Fabrics, Dress, and Fibrous Materials | ·40 | ·60 | ·17 | ·85 | 1·36 | ·38 | 1·23 | 1·95 | ·53 | ·16 | ·24 | ·05 |
| | 7 | Food, Drink, Narcotics, and Stimulants | ·87 | 1·41 | ·27 | 1·96 | 3·32 | ·66 | 1·73 | 2·89 | ·61 | ·47 | ·78 | ·10 |
| | 8 | Animals, and Animal and Vegetable Substances | ·08 | ·16 | ... | ·10 | ·22 | ... | ·12 | ·25 | ... | ·07 | ·13 | ... |
| | 9 | Minerals mainly used for Fuel and Light | ·13 | ·25 | ·00 | ·18 | ·35 | ·01 | ·33 | ·68 | ... | ·09 | ·17 | ... |
| | 10 | Other Minerals | ·12 | ·21 | ·02 | ·33 | ·61 | ·05 | ·28 | ·51 | ·06 | ·04 | ·07 | ... |
| | 11 | General Dealers, Speculators in Chance Events, and other | | | | | | | | | | | | |
| | 12-13 | undefined Mercantile Pursuits | 1·39 | 2·27 | ·39 | 1·87 | 3·36 | ·46 | 2·66 | 4·87 | ·56 | 1·06 | 1·66 | ·34 |
| | | Storage, Transport, and Communication..... | 2·23 | 3·94 | ·31 | 4·82 | 9·77 | ·13 | 3·45 | 7·00 | ·07 | 1·41 | 2·26 | ·40 |

| <i>Modifiers and Manufacturers of Materials.</i> | | | | | | | | | | | | | | |
|--|-------------|---|-------|-------|-------|-------|-------|-------|-------|-------|-------|-------|-------|-------|
| IV. | Workers in— | | | | | | | | | | | | | |
| | 14 | Art and Mechanic Productions, various | 1·07 | 1·97 | ·05 | 2·69 | 5·33 | ·18 | 2·49 | 4·98 | ·13 | ·45 | ·81 | ... |
| | 15 | Textile Fabrics, Dress, and Fibrous Materials | 1·91 | 1·45 | 2·43 | 4·27 | 3·53 | 4·97 | 4·42 | 3·89 | 5·40 | ·94 | ·73 | 1·19 |
| | 16 | Food, Drink, Narcotics, and Stimulants | ·55 | ·97 | ·09 | 1·32 | 2·40 | ·31 | ·95 | 1·75 | ·19 | ·31 | ·55 | ·01 |
| | 17 | Animal and Vegetable Substances | ·54 | 1·01 | ·01 | ·47 | ·94 | ·02 | ·36 | ·73 | ·01 | ·58 | 1·06 | ·01 |
| | 18 | Metals and Minerals | 1·02 | 1·92 | ·00 | 1·29 | 2·64 | ·00 | ·82 | 3·73 | ... | ·82 | 1·50 | ... |
| | 19 | Construction and repair of Buildings, Roads, Railways, Canals, Docks, Earthworks, &c. | 3·52 | 6·66 | ... | 3·93 | 8·08 | ... | 3·85 | 7·88 | ... | 3·37 | 6·18 | ... |
| | 20 | Industrial Workers imperfectly defined | 2·31 | 4·32 | ·06 | 1·82 | 3·64 | ·09 | 2·01 | 3·80 | ·31 | 2·47 | 4·54 | ·01 |
| <i>Primary Producers of Materials.</i> | | | | | | | | | | | | | | |
| V. | Workers in— | | | | | | | | | | | | | |
| | 21-a | Agricultural Pursuits..... | 10·93 | 18·80 | 2·09 | ·85 | 1·71 | ·03 | 1·17 | 2·35 | ·06 | 14·94 | 24·86 | 3·03 |
| | b | Pastoral Pursuits..... | 1·67 | 2·63 | ·59 | ·28 | ·52 | ·05 | ·26 | ·40 | ·12 | 2·22 | 3·41 | ·82 |
| | c | Mines and Minerals | 2·72 | 5·14 | ·00 | ·40 | ·82 | ... | ·69 | 1·41 | ... | 3·61 | 6·61 | ... |
| | d | Other Primary Producers | ·75 | 1·39 | ·04 | ·12 | ·26 | ... | ·18 | ·37 | ... | 1·00 | 1·77 | ·05 |
| <i>Indefinite.</i> | | | | | | | | | | | | | | |
| VI. | 22 | Indefinite Occupation | ·77 | ·73 | ·82 | 1·09 | ·98 | 1·19 | 1·03 | ·90 | 1·14 | ·65 | ·65 | ·67 |
| <i>Dependants.</i> | | | | | | | | | | | | | | |
| VII. | 23 | Wives, Children, and Relatives dependant upon Natural Guardians | 56·91 | 35·59 | 80·83 | 55·20 | 34·99 | 74·38 | 55·04 | 36·15 | 73·04 | 57·62 | 35·64 | 84·01 |
| | 24 | Other Dependants upon the State, or upon public or private support..... | 1·22 | 1·45 | ·97 | 1·80 | 2·15 | 1·47 | 2·34 | 3·22 | 1·50 | ·90 | 1·04 | ·73 |

Distribution of Sub-Orders in Urban and Rural Districts, 1891.

TABLE VII.—Showing the Number of Persons, Males, and Females living in Tasmania belonging to One hundred and eleven distinct Sub-Orders of Occupations, arranged under their respective Classes and Orders; also showing their Distribution in Urban and Rural Districts.

| Order. | Sub-Order. | Occupations. | The Colony. | | | City of Hobart. | | | City of Launceston. | | | Rural Districts. | | |
|--------|---------------------|---|-------------|--------|----------|-----------------|--------|----------|---------------------|--------|----------|------------------|--------|----------|
| | | | Persons. | Males. | Females. | Persons. | Males. | Females. | Persons. | Males. | Females. | Persons. | Males. | Females. |
| I. | | CLASS I.—PROFESSIONAL. | | | | | | | | | | | | |
| | | Persons, not otherwise classed, engaged in— | | | | | | | | | | | | |
| | 1 | General Government | 272 | 272 | ... | 141 | 141 | ... | 42 | 42 | ... | 89 | 89 | ... |
| | 2 | Local Government | 57 | 57 | ... | 14 | 14 | ... | 10 | 10 | ... | 33 | 33 | ... |
| | 3 | Defence | 104 | 104 | ... | 20 | 20 | ... | 1 | 1 | ... | 83 | 83 | ... |
| 4 | Law and Order | 623 | 617 | 6 | 210 | 208 | 2 | 90 | 89 | 1 | 323 | 320 | 3 | |
| II. | 1 | Religion | 267 | 240 | 27 | 41 | 41 | ... | 39 | 27 | 12 | 187 | 172 | 15 |
| | 2 | Charity (exclusive of Hospitals) | 63 | 21 | 42 | 40 | 7 | 33 | 5 | 1 | 4 | 18 | 13 | 5 |
| | 3 | Health | 490 | 301 | 189 | 186 | 92 | 94 | 76 | 55 | 21 | 228 | 154 | 74 |
| | 4 | Literature | 49 | 46 | 3 | 19 | 18 | 1 | 12 | 12 | ... | 18 | 16 | 2 |
| | 5 | Science | 21 | 21 | ... | 4 | 4 | ... | 4 | 4 | ... | 13 | 13 | ... |
| | 6 | Civil and Mechanical Engineering, Architecture, and Surveying | 499 | 499 | ... | 92 | 92 | ... | 24 | 24 | ... | 383 | 383 | ... |
| | 7 | Education | 1051 | 296 | 755 | 172 | 44 | 128 | 124 | 26 | 98 | 755 | 226 | 529 |
| | 8 | Fine Arts | 117 | 87 | 30 | 50 | 39 | 11 | 28 | 21 | 7 | 39 | 27 | 12 |
| | 9 | Music | 157 | 42 | 115 | 53 | 22 | 31 | 43 | 10 | 33 | 61 | 10 | 51 |
| | 10 | Amusements | 148 | 112 | 36 | 58 | 32 | 26 | 35 | 28 | 7 | 55 | 52 | 3 |
| III. | | CLASS II.—DOMESTIC. | | | | | | | | | | | | |
| | 1 | Board and Lodging | 935 | 458 | 477 | 265 | 123 | 142 | 186 | 61 | 125 | 484 | 274 | 210 |
| | 2 | Attendance | 6245 | 971 | 5274 | 1565 | 222 | 1343 | 1154 | 147 | 1007 | 3526 | 602 | 2924 |
| IV. | | CLASS III.—COMMERCIAL (<i>Exchange and Distribution.</i>) | | | | | | | | | | | | |
| | 1 | Banking and Finance | 935 | 729 | 206 | 304 | 227 | 77 | 219 | 171 | 48 | 412 | 331 | 81 |
| | 2 | Insurance and Valuation | 154 | 153 | 1 | 58 | 57 | 1 | 43 | 43 | ... | 53 | 53 | ... |
| | 3 | Land and Household Property | 573 | 265 | 308 | 169 | 79 | 90 | 106 | 49 | 57 | 298 | 137 | 161 |
| | 4 | Property Rights not otherwise classed | ... | ... | ... | ... | ... | ... | ... | ... | ... | ... | ... | ... |
| V. | 1 | Books, Publications, and Advertising | 127 | 115 | 12 | 44 | 37 | 7 | 42 | 39 | 3 | 41 | 39 | 2 |
| | 2 | Musical Instruments | 1 | 1 | ... | 1 | 1 | ... | ... | ... | ... | ... | ... | ... |
| | 3 | Prints, Pictures, and Art Material | ... | ... | ... | ... | ... | ... | ... | ... | ... | ... | ... | ... |
| | 4 | Ornaments, Minor Art Products, and Small Ware | 31 | 15 | 16 | 15 | 8 | 7 | 12 | 6 | 6 | 4 | 1 | 2 |
| | 5 | Equipment for Sports and Games | ... | ... | ... | ... | ... | ... | ... | ... | ... | ... | ... | ... |
| | 6 | Designs, Medals, Types, and Dies | ... | ... | ... | ... | ... | ... | ... | ... | ... | ... | ... | ... |
| | 7 | Watches, Clocks, and Scientific Instruments | ... | ... | ... | ... | ... | ... | ... | ... | ... | ... | ... | ... |
| | 8 | Surgical Instruments and Appliances | ... | ... | ... | ... | ... | ... | ... | ... | ... | ... | ... | ... |
| | 9 | Arms and Explosives | ... | ... | ... | ... | ... | ... | ... | ... | ... | ... | ... | ... |
| | 10 | Machines, Tools, and Implements | 5 | 5 | ... | 2 | 2 | ... | 2 | 2 | ... | 1 | 1 | ... |
| | 11 | Carriages and Vehicles | ... | ... | ... | ... | ... | ... | ... | ... | ... | ... | ... | ... |
| | 12 | Harness, Saddlery, and Leatherware | 4 | 4 | ... | 3 | 3 | ... | ... | ... | ... | 1 | 1 | ... |
| | 13 | Ships, Boats, and Marine Stores | 7 | 6 | 1 | 3 | 3 | ... | 4 | 3 | 1 | ... | ... | ... |
| | 14 | Building Materials and House Fittings | 72 | 72 | ... | 36 | 36 | ... | 25 | 25 | ... | 11 | 11 | ... |

| | | | | | | | | | | | | | | |
|-------|----|--|------|------|-----|-----|-----|-----|-----|-----|-----|-----|-----|-----|
| | 15 | Furniture | 28 | 22 | 6 | 12 | 8 | 4 | 11 | 9 | 2 | 5 | 5 | ... |
| | 16 | Chemicals and By-products..... | ... | ... | ... | ... | ... | ... | ... | ... | ... | ... | ... | ... |
| | 17 | Paper, Paper-makers' Material | 1 | ... | 1 | ... | ... | ... | 1 | ... | 1 | ... | ... | ... |
| VI. | 1 | Textile Fabrics | 538 | 430 | 108 | 188 | 148 | 40 | 193 | 147 | 46 | 157 | 135 | 22 |
| | 2 | Dress | 49 | 37 | 12 | 25 | 17 | 8 | 18 | 17 | 1 | 6 | 3 | 3 |
| | 3 | Fibrous Materials | ... | ... | ... | ... | ... | ... | ... | ... | ... | ... | ... | ... |
| VII. | 1 | Animal Food | 662 | 617 | 45 | 218 | 198 | 20 | 124 | 114 | 10 | 320 | 305 | 15 |
| | 2 | Vegetable Food | 141 | 104 | 37 | 67 | 44 | 23 | 31 | 22 | 9 | 43 | 38 | 5 |
| | 3 | Drinks, Narcotics, and Stimulants | 474 | 370 | 104 | 202 | 161 | 41 | 142 | 107 | 35 | 130 | 102 | 28 |
| VIII. | 1 | Living Animals | 51 | 51 | ... | 6 | 6 | ... | 3 | 3 | ... | 42 | 42 | ... |
| | 2 | Manures and Animal Waste Products | 4 | 4 | ... | 3 | 3 | ... | 1 | 1 | ... | ... | ... | ... |
| | 3 | Leather | 6 | 6 | ... | 3 | 3 | ... | 1 | 1 | ... | 2 | 2 | ... |
| | 4 | Other Animal Matters | 9 | 9 | ... | 1 | 1 | ... | 3 | 3 | ... | 5 | 5 | ... |
| | 5 | Seeds, Plants, &c. | 29 | 29 | ... | 12 | 12 | ... | 10 | 10 | ... | 7 | 7 | ... |
| | 6 | Other Vegetable Matters | 25 | 25 | ... | ... | ... | ... | 3 | 3 | ... | 22 | 22 | ... |
| IX. | 1 | Fuel and Light | 196 | 195 | 1 | 44 | 43 | 1 | 57 | 57 | ... | 95 | 95 | ... |
| X. | 1 | Stone, Clay, Earthenware, Glass, &c..... | 17 | 8 | 9 | 10 | 6 | 4 | 7 | 2 | 5 | ... | ... | ... |
| | 2 | Gold, Silver, and Precious Stones | ... | ... | ... | ... | ... | ... | ... | ... | ... | ... | ... | ... |
| | 3 | Other Metals | 151 | 147 | 4 | 71 | 68 | 3 | 41 | 41 | ... | 39 | 38 | 1 |
| XI. | 1 | General Dealers, undefined | 1652 | 1407 | 245 | 351 | 301 | 50 | 341 | 308 | 33 | 960 | 798 | 162 |
| | 2 | Speculators on Chance Events | 7 | 7 | ... | ... | ... | ... | ... | ... | ... | 7 | 7 | ... |
| | 3 | Other Mercantile Persons, undefined | 373 | 348 | 25 | 116 | 107 | 9 | 117 | 101 | 16 | 140 | 140 | ... |
| XII. | 1 | Storage | 4 | 4 | ... | 1 | 1 | ... | 2 | 2 | ... | 1 | 1 | ... |
| XIII. | 1 | On Railways (not construction) | 686 | 664 | 22 | 114 | 114 | ... | 163 | 163 | ... | 409 | 387 | 22 |
| | 2 | On Roads | 460 | 456 | 4 | 174 | 173 | 1 | 105 | 105 | ... | 181 | 178 | 3 |
| | 3 | On Seas, Rivers, and Canals | 1572 | 1561 | 11 | 786 | 780 | 6 | 237 | 235 | 2 | 549 | 546 | 3 |
| | 4 | Postal Service | 240 | 127 | 113 | 18 | 17 | 1 | 15 | 15 | ... | 207 | 95 | 112 |
| | 5 | Telegraph and Telephone Service | 193 | 134 | 59 | 38 | 31 | 7 | 41 | 37 | 4 | 114 | 66 | 48 |
| | 6 | Delivery of Parcels, Messages, &c..... | 116 | 115 | 1 | 63 | 68 | 1 | 31 | 31 | ... | 16 | 16 | ... |
| | | CLASS IV.—INDUSTRIAL (<i>Manufacture & Modification of Materials.</i>) | | | | | | | | | | | | |
| XIV. | 1 | Books and Publications | 464 | 442 | 22 | 258 | 240 | 18 | 129 | 126 | 3 | 77 | 76 | 1 |
| | 2 | Musical Instruments | 15 | 15 | ... | 6 | 6 | ... | 8 | 8 | ... | 1 | 1 | ... |
| | 3 | Prints, Pictures, and Art Materials | 28 | 28 | ... | 16 | 16 | ... | 5 | 5 | ... | 7 | 7 | ... |
| | 4 | Ornaments | 34 | 32 | 2 | 21 | 19 | 2 | 9 | 9 | ... | 4 | 4 | ... |
| | 5 | Equipment for Sports and Games | ... | ... | ... | ... | ... | ... | ... | ... | ... | ... | ... | ... |
| | 6 | Designs, Medals, Types, and Dies | 9 | 9 | ... | 1 | 1 | ... | 6 | 6 | ... | 2 | 2 | ... |
| | 7 | Watches, Clocks, and Scientific Instruments | 111 | 109 | 2 | 39 | 38 | 1 | 38 | 37 | 1 | 34 | 34 | ... |
| | 8 | Surgical Instruments | ... | ... | ... | ... | ... | ... | ... | ... | ... | ... | ... | ... |
| | 9 | Arms and Explosives | 6 | 6 | ... | 1 | 1 | ... | 2 | 2 | ... | 3 | 3 | ... |
| | 10 | Machines, Tools, and Implements | 13 | 13 | ... | 4 | 4 | ... | 2 | 2 | ... | 7 | 7 | ... |
| | 11 | Carriages and Vehicles | 301 | 301 | ... | 92 | 92 | ... | 57 | 57 | ... | 152 | 152 | ... |
| | 12 | Harness, Saddlery, Leather, and Leatherware | 230 | 229 | 1 | 73 | 72 | 1 | 53 | 53 | ... | 104 | 104 | ... |
| | 13 | Ships, Boats, and their Equipment | 101 | 101 | ... | 57 | 57 | ... | 9 | 9 | ... | 35 | 35 | ... |
| | 14 | Furniture | 250 | 241 | 9 | 100 | 99 | 1 | 111 | 104 | 7 | 39 | 38 | 1 |
| | 15 | Chemicals and By-products | 2 | 2 | ... | 1 | 1 | ... | ... | ... | ... | 1 | 1 | ... |

TABLE VII.—Showing the Number of Persons, Males, and Females living in Tasmania belonging to One hundred and eleven distinct Sub-Orders of Occupations, arranged under their respective Classes and Orders; also showing their Distribution in Urban and Rural Districts—*continued*.

| Order. | Sub-Order. | Occupations. | The Colony. | | | City of Hobart. | | | City of Launceston. | | | Rural Districts. | | |
|--|------------|---|-------------|--------|----------|-----------------|--------|----------|---------------------|--------|----------|------------------|--------|----------|
| | | | Persons. | Males. | Females. | Persons. | Males. | Females. | Persons. | Males. | Females. | Persons. | Males. | Females. |
| XV. | 1 | Textile-Fabrics | 59 | 31 | 28 | 32 | 16 | 16 | 5 | 4 | 1 | 22 | 11 | 11 |
| | 2 | Dress | 2723 | 1075 | 1648 | 1019 | 400 | 619 | 752 | 277 | 475 | 952 | 398 | 554 |
| | 3 | Fibrous Materials | 21 | 21 | ... | 12 | 12 | ... | 4 | 4 | ... | 5 | 5 | ... |
| XVI. | 1 | Animal Food | 17 | 16 | 1 | 5 | 4 | 1 | 10 | 10 | ... | 2 | 2 | ... |
| | 2 | Vegetable Food | 640 | 581 | 59 | 281 | 243 | 38 | 106 | 90 | 16 | 253 | 248 | 5 |
| | 3 | Drinks, Narcotics, and Stimulants..... | 158 | 157 | 1 | 44 | 44 | ... | 48 | 47 | 1 | 66 | 66 | ... |
| XVII. | 1 | Animal Matters, not otherwise classed | 80 | 78 | 2 | 19 | 19 | ... | 15 | 14 | 1 | 46 | 45 | 1 |
| | 2 | Working in Wood..... | 700 | 695 | 5 | 97 | 94 | 3 | 46 | 46 | ... | 557 | 555 | 2 |
| | 3 | Fodder | 7 | 7 | ... | ... | ... | ... | 1 | 1 | ... | 6 | 6 | ... |
| | 4 | Paper Manufacture..... | 1 | 1 | ... | 1 | 1 | ... | ... | ... | ... | ... | ... | ... |
| XVIII. | 1 | Fuel and Light | 107 | 107 | ... | 49 | 49 | ... | 36 | 36 | ... | 22 | 22 | ... |
| | 2 | Stone, Clay, Earthenware, Glass, &c..... | 235 | 234 | 1 | 12 | 12 | ... | 55 | 55 | ... | 168 | 167 | 1 |
| | 3 | Gold, Silver, and Precious Stones | 40 | 40 | ... | 21 | 21 | ... | 11 | 11 | ... | 8 | 8 | ... |
| | 4 | Other Metals | 1108 | 1107 | 1 | 239 | 238 | 1 | 211 | 211 | ... | 658 | 658 | ... |
| XIX. | 1 | Houses and Buildings | 2743 | 2743 | ... | 815 | 815 | ... | 544 | 544 | ... | 1384 | 1384 | ... |
| | 2 | Roads, Railways, Earthworks | 2295 | 2295 | ... | 100 | 100 | ... | 61 | 61 | ... | 2134 | 2134 | ... |
| | 3 | Disposition of Dead Matter and Refuse | 128 | 128 | ... | 64 | 64 | ... | 57 | 57 | ... | 7 | 7 | ... |
| XX. | 1 | Industrial Workers, undefined | 3390 | 3350 | 40 | 453 | 442 | 11 | 346 | 319 | 27 | 2591 | 2589 | 2 |
| CLASS V.—AGRICULTURAL, PASTORAL, MINERAL, AND OTHER PRIMARY PRODUCERS. | | | | | | | | | | | | | | |
| XXI. | 1 | Agricultural Pursuits | 16,031 | 14,584 | 1447 | 211 | 207 | 4 | 202 | 197 | 5 | 15,618 | 14,180 | 1438 |
| | 2 | Pastoral Pursuits | 2447 | 2040 | 407 | 70 | 63 | 7 | 45 | 34 | 11 | 2332 | 1943 | 389 |
| | 3 | Fisheries and Wild Animals, &c..... | 511 | 486 | 25 | 26 | 26 | ... | 18 | 18 | ... | 467 | 442 | 25 |
| | 4 | Raw Products, Natural Vegetables..... | 545 | 543 | 2 | 6 | 6 | ... | 6 | 6 | ... | 533 | 531 | 2 |
| | 5 | Water Supply, Ice, &c. | 46 | 46 | ... | ... | ... | ... | 7 | 7 | ... | 39 | 39 | ... |
| | 6 | Mines, Quarries, &c. | 3988 | 3987 | 1 | 99 | 99 | ... | 118 | 118 | ... | 3771 | 3770 | 1 |
| CLASS VI.—INDEFINITE. | | | | | | | | | | | | | | |
| XXII. | 1 | Persons of Independent Means, undefined. | 671 | 249 | 422 | 240 | 88 | 152 | 131 | 36 | 95 | 300 | 125 | 175 |
| | 2 | Others, undefined | 465 | 318 | 147 | 31 | 31 | ... | 46 | 40 | 6 | 388 | 247 | 141 |
| CLASS VII.—DEPENDANTS. | | | | | | | | | | | | | | |
| XXIII. | 1 | Domestic Duties..... | 25,849 | ... | 25,849 | 4509 | ... | 4509 | 3047 | ... | 3047 | 18,293 | ... | 18,293 |
| | 2 | Dependent Scholars and Students..... | 26,360 | 13,438 | 12,922 | 4726 | 2383 | 2343 | 3454 | 1747 | 1707 | 18,180 | 9308 | 8872 |
| | 3 | Dependent Relatives..... | 31,254 | 14,165 | 17,089 | 4513 | 1860 | 2653 | 2971 | 1289 | 1682 | 23,770 | 11,016 | 12,754 |
| XXIV. | 1 | Supported by the State and Voluntary Contributions..... | 1603 | 977 | 626 | 295 | 142 | 153 | 370 | 246 | 124 | 938 | 589 | 349 |
| | 2 | Criminal Class | 190 | 147 | 43 | 153 | 118 | 35 | 32 | 24 | 8 | 5 | 5 | ... |

Occupations of the People, 1891.—Ages.

TABLE VIII.—Showing the Numbers and Proportion per cent. of Persons living in the Colony belonging to the several Divisions, Classes, and principal Sub-classes of Occupations under various Age-groups.

| Class. | Sub-class. | Occupations. | Ages—Numerical—(Persons). | | | | | | | | Ages—Centesimal Proportion—(Specified Ages.) | | | | | | |
|---------|------------|--|---------------------------|--------|--------|--------|--------|--------|------------|------------------------|--|-------|-------|-------|-------|-------|------------|
| | | | All Ages. | 5. | — 15. | — 20. | — 45. | — 65. | 65 & over. | Unspeci- fied Ages. | All Ages specified. | — 5. | — 15. | — 20. | — 45. | — 65. | 65 & over. |
| I.-VII. | | DIVISIONS. | | | | | | | | | | | | | | | |
| | | All Classes | 146,667 | 21,468 | 35,859 | 13,893 | 51,669 | 16,461 | 6726 | 591 | 100·00 | 14·69 | 24·55 | 9·51 | 35·38 | 11·27 | 4·60 |
| I.-VI. | | Breadwinners | 61,411 | ... | 2918 | 9462 | 33,699 | 10,512 | 4244 | 576 | 100·00 | ... | 4·80 | 15·55 | 55·60 | 17·28 | 6·97 |
| VII. | | Dependants | 85,256 | 21,468 | 32,941 | 4431 | 17,970 | 5949 | 2482 | 15 | 100·00 | 25·19 | 38·65 | 5·20 | 21·08 | 6·97 | 2·91 |
| I. | | CLASSES AND SUB-CLASSES. | | | | | | | | | | | | | | | |
| | | Professional..... | 3918 | ... | 36 | 403 | 2580 | 761 | 137 | 1 | | ... | ·92 | 10·29 | 65·87 | 19·42 | 3·50 |
| II. | | Domestic | 7180 | ... | 546 | 1841 | 3463 | 992 | 338 | ... | | ... | 7·60 | 25·64 | 48·23 | 13·82 | 4·71 |
| III. | | Commercial..... | 9593 | ... | 325 | 1102 | 5617 | 1819 | 729 | 1 | | ... | 3·39 | 11·49 | 58·56 | 18·96 | 7·60 |
| " | A. | Property and Finance | 1662 | ... | 9 | 99 | 621 | 527 | 406 | ... | | ... | ·54 | 5·96 | 37·36 | 31·71 | 24·43 |
| " | B. | Trade | 4660 | ... | 192 | 684 | 2669 | 875 | 239 | 1 | | ... | 4·12 | 14·68 | 57·29 | 18·78 | 5·13 |
| " | C.D. | Storage, Transport, and Communi- cation | 3271 | ... | 124 | 319 | 2327 | 417 | 84 | ... | 100·00 | ... | 3·79 | 9·75 | 71·14 | 12·75 | 2·57 |
| IV. | | Industrial | 16,016 | ... | 579 | 2618 | 9832 | 2235 | 745 | 7 | | ... | 3·62 | 16·35 | 61·41 | 13·96 | 4·66 |
| V. | | Primary Producers | 23,568 | ... | 1425 | 3429 | 11,843 | 4367 | 1955 | 549 | | ... | 6·19 | 14·90 | 51·45 | 18·97 | 8·49 |
| " | A. | Agricultural..... | 16,031 | ... | 1157 | 2672 | 7613 | 3071 | 1506 | 12 | | ... | 7·22 | 16·69 | 47·52 | 19·17 | 9·40 |
| " | B. | Pastoral | 2447 | ... | 138 | 368 | 1146 | 550 | 245 | ... | | ... | 5·64 | 15·04 | 46·83 | 22·47 | 10·02 |
| " | C. | Mineral..... | 3988 | ... | 33 | 215 | 2452 | 619 | 132 | 537 | | ... | ·96 | 6·22 | 71·06 | 17·94 | 3·82 |
| " | D. | Other Primary Producers | 1102 | ... | 97 | 174 | 632 | 127 | 72 | ... | | ... | 8·81 | 15·79 | 57·35 | 11·52 | 6·53 |
| VI. | | Indefinite | 1136 | ... | 7 | 69 | 364 | 338 | 340 | 18 | | ... | ·64 | 6·17 | 32·55 | 30·23 | 30·41 |
| VII. | | Dependants | 85,256 | 21,468 | 32,941 | 4431 | 17,970 | 5949 | 2482 | 15 | | 25·19 | 38·65 | 5·20 | 21·08 | 6·97 | 2·91 |
| ... | A. | On Natural Guardians | 83,463 | 21,443 | 32,723 | 4310 | 17,600 | 5651 | 1718 | 13 | | 25·70 | 39·22 | 5·16 | 21·09 | 6·77 | 2·06 |
| ... | B. | On the State or on Public Charity | 1793 | 25 | 213 | 121 | 370 | 298 | 764 | 2 | | 1·40 | 11·89 | 6·76 | 20·66 | 16·64 | 42·65 |

**Breadwinners and Dependants.—Distribution by Electoral Districts.—
Centesimal Proportion, 1891.**

TABLE X.—Showing the Percentage Proportion of Breadwinners and Dependants (Persons) in the Colony in Urban Districts, in Rural Districts as a whole, and in each Electoral District separately.

(CENTESIMAL.)

| Districts. | Total. | Breadwinners. (Classes I.—VI.) | Dependants. (Class VII.) |
|--------------------------|------------|-----------------------------------|-----------------------------|
| The whole Colony | 100·00 | 41·87 | 58·13 |
| City of Hobart | } 100·00 { | 43·00 | 57·00 |
| City of Launceston | | 42·62 | 57·38 |
| Rural Districts | | 41·48 | 58·52 |
| Brighton | } 100·00 { | 41·33 | 58·67 |
| Campbell Town..... | | 40·85 | 59·15 |
| Cressy | | 42·72 | 57·28 |
| Cumberland | | 63·82 | 36·18 |
| Devon, East | | 38·16 | 61·84 |
| Devon, West..... | | 41·96 | 58·04 |
| Deloraine | | 41·83 | 58·17 |
| Evandale | | 39·12 | 60·88 |
| Fingal..... | | 42·42 | 57·58 |
| Franklin..... | | 35·96 | 64·04 |
| George Town..... | | 34·74 | 65·26 |
| Glamorgan | | 37·77 | 62·23 |
| Glenorchy | | 34·18 | 65·82 |
| Kingborough..... | | 37·38 | 62·62 |
| Longford | | 39·09 | 60·91 |
| New Norfolk..... | | 43·43 | 56·57 |
| Oatlands..... | | 37·06 | 62·94 |
| Richmond | | 39·52 | 60·48 |
| Ringarooma | | 46·61 | 53·39 |
| Selby | | 36·77 | 63·23 |
| Sorell | | 41·07 | 58·93 |
| Wellington..... | | 42·88 | 57·12 |
| Westbury | | 41·07 | 58·93 |

General Summary—

TABLE XI.—Showing the Numbers and Proportions of Persons, Males, and Females living in the Colony under different

| Class. | Sub-Class. | Occupations. | Numerical. | | | | | | | | | | |
|--------|---|--------------------------|------------|-----------------|--------|--------|--------|--------|--------------|-------------|-----------|-------------------------|--------|
| | | | Total. | Periods of Age. | | | | | | | Employer. | Engaged on own account. | |
| | | | | 5. | 15. | 20. | 45. | 65. | 65 and over. | Not stated. | | | |
| I-VII. | | DIVISIONS. | | | | | | | | | | | |
| | | All Classes | Males | 77,560 | 10,841 | 18,162 | 7073 | 27,910 | 8706 | 4298 | 570 | 5215 | 8261 |
| | | | Females | 69,107 | 10,627 | 17,697 | 6820 | 23,759 | 7755 | 2428 | 21 | 375 | 2348 |
| | | | Persons | 146,667 | 21,468 | 35,859 | 13,893 | 51,669 | 16,461 | 6726 | 591 | 5590 | 10,609 |
| I-VI. | Breadwinners | Males | 48,833 | ... | 2121 | 6518 | 27,610 | 8522 | 3492 | 570 | 5215 | 8261 | |
| | | Females | 12,578 | ... | 797 | 2944 | 6089 | 1990 | 752 | 6 | 375 | 2348 | |
| | | Persons | 61,411 | ... | 2918 | 9462 | 33,699 | 10,512 | 4244 | 576 | 5590 | 10,609 | |
| VII. | Dependants | Males | 28,727 | 10,841 | 16,041 | 555 | 300 | 184 | 806 | ... | ... | ... | |
| | | Females | 56,529 | 10,627 | 16,900 | 3876 | 17,670 | 5765 | 1676 | 15 | ... | ... | |
| | | Persons | 85,256 | 21,468 | 32,941 | 4431 | 17,970 | 5949 | 2482 | 15 | ... | ... | |
| I. | | CLASSES AND SUB-CLASSES. | | | | | | | | | | | |
| | | Professional | Males | 2715 | ... | 29 | 278 | 1740 | 570 | 97 | 1 | 213 | 266 |
| | | | Females | 1203 | ... | 7 | 125 | 840 | 191 | 40 | ... | 13 | 173 |
| | | | Persons | 3918 | ... | 36 | 403 | 2580 | 761 | 137 | 1 | 226 | 439 |
| II. | Domestic | Males | 1429 | ... | 69 | 202 | 694 | 309 | 155 | ... | 199 | 242 | |
| | | Females | 5751 | ... | 477 | 1639 | 2769 | 683 | 183 | ... | 50 | 305 | |
| | | Persons | 7180 | ... | 546 | 1841 | 3463 | 992 | 338 | ... | 249 | 547 | |
| III. | Commercial | Males | 8242 | ... | 305 | 958 | 5022 | 1422 | 534 | 1 | 944 | 1698 | |
| | | Females | 1351 | ... | 20 | 144 | 595 | 397 | 195 | ... | 67 | 654 | |
| | | Persons | 9593 | ... | 325 | 1102 | 5617 | 1819 | 729 | 1 | 1011 | 2352 | |
| A | Property & Finance | Males | 1147 | ... | 8 | 87 | 494 | 298 | 260 | ... | 123 | 589 | |
| | | Females | 515 | ... | 1 | 12 | 127 | 229 | 146 | ... | 33 | 481 | |
| | | Persons | 1662 | ... | 9 | 99 | 621 | 527 | 406 | ... | 156 | 1070 | |
| B | Trade | Males | 4034 | ... | 174 | 578 | 2348 | 739 | 194 | 1 | 668 | 881 | |
| | | Females | 626 | ... | 18 | 106 | 321 | 136 | 45 | ... | 30 | 173 | |
| | | Persons | 4660 | ... | 192 | 684 | 2669 | 875 | 239 | 1 | 698 | 1054 | |
| C | Storage | Males | 4 | ... | ... | ... | 2 | 2 | ... | ... | ... | ... | |
| | | Females | ... | ... | ... | ... | ... | ... | ... | ... | ... | ... | |
| | | Persons | 4 | ... | ... | ... | 2 | 2 | ... | ... | ... | ... | |
| D | Transport & Communication | Males | 3057 | ... | 123 | 293 | 2178 | 383 | 80 | ... | 153 | 228 | |
| | | Females | 210 | ... | 1 | 26 | 147 | 32 | 4 | ... | 4 | ... | |
| | | Persons | 3267 | ... | 124 | 319 | 2325 | 415 | 84 | ... | 157 | 228 | |
| IV. | Industrial | Males | 14,194 | ... | 497 | 2033 | 8835 | 2104 | 718 | 7 | 1180 | 1343 | |
| | | Females | 1822 | ... | 82 | 585 | 997 | 131 | 27 | ... | 64 | 408 | |
| | | Persons | 16,016 | ... | 579 | 2618 | 9832 | 2235 | 745 | 7 | 1244 | 1751 | |
| V. | Agricultural, Pastoral, Mineral, and other Primary Producers... | Males | 21,686 | ... | 1214 | 2996 | 11,120 | 3989 | 1818 | 549 | 2667 | 4489 | |
| | | Females | 1882 | ... | 211 | 433 | 723 | 378 | 137 | ... | 176 | 343 | |
| | | Persons | 23,568 | ... | 1425 | 3429 | 11,843 | 4367 | 1955 | 549 | 2843 | 4832 | |
| VI. | Indefinite | Males | 567 | ... | 7 | 51 | 199 | 128 | 170 | 12 | 12 | 223 | |
| | | Females | 569 | ... | ... | 18 | 165 | 210 | 170 | 6 | 5 | 465 | |
| | | Persons | 1136 | ... | 7 | 69 | 364 | 338 | 340 | 18 | 17 | 688 | |
| VII. | Dependants | Males | 28,727 | 10,841 | 16,041 | 555 | 300 | 184 | 806 | ... | ... | ... | |
| | | Females | 56,529 | 10,627 | 16,900 | 3876 | 17,670 | 5765 | 1676 | 15 | ... | ... | |
| | | Persons | 85,256 | 21,468 | 32,941 | 4431 | 17,970 | 5949 | 2482 | 15 | ... | ... | |

Ages and Grades, 1891.

belonging to the various Classes and principal Sub-Classes of Occupations under various Grades, and Age-periods.

| | | | | | Centesimal Proportion* (specified only). | | | | | | | | | | | | |
|----------------------|--------------|-------------|-------------|-------------|--|-----------------|-------|-------|-------|-------|--------------|-----------|-------------------------|----------------------|--------------|-------------|-------------|
| Grade. | | | | | Total. | Periods of Age. | | | | | | Grade. | | | | | |
| Relative as-sisting. | Wage-earner. | Unemployed. | Dependents. | Not stated. | | 5. | 15. | 20. | 45. | 65. | 65 and over. | Employer. | Engaged on own account. | Relative as-sisting. | Wage-earner. | Unemployed. | Dependents. |
| 4003 | 29,926 | 1331 | 28,727 | 97 | | 14.08 | 23.59 | 9.19 | 36.25 | 11.30 | 5.59 | 6.73 | 10.66 | 5.17 | 38.63 | 1.72 | 37.09 |
| 1521 | 8105 | 229 | 56,529 | ... | | 15.38 | 25.62 | 9.87 | 34.40 | 11.22 | 3.51 | 0.54 | 3.40 | 2.20 | 11.73 | 0.33 | 81.80 |
| 5524 | 38,031 | 1560 | 85,256 | 97 | | 14.69 | 24.55 | 9.51 | 35.38 | 11.27 | 4.60 | 3.81 | 7.24 | 3.77 | 25.95 | 1.07 | 58.16 |
| 4003 | 29,926 | 1331 | ... | 97 | | ... | 4.39 | 13.50 | 57.21 | 17.66 | 7.24 | 10.70 | 16.95 | 8.21 | 61.41 | 2.73 | ... |
| 1521 | 8105 | 229 | ... | ... | | ... | 6.34 | 23.42 | 48.43 | 15.83 | 5.98 | 2.98 | 18.67 | 12.09 | 64.43 | 1.83 | ... |
| 5524 | 38,031 | 1560 | ... | 97 | | ... | 4.80 | 15.55 | 55.40 | 17.28 | 6.97 | 9.12 | 17.30 | 9.01 | 62.03 | 2.54 | ... |
| ... | ... | ... | 28,727 | ... | | 37.74 | 55.14 | 1.93 | 1.04 | 0.64 | 2.81 | ... | ... | ... | ... | ... | 100.00 |
| ... | ... | ... | 56,529 | ... | | 18.80 | 29.90 | 6.86 | 31.27 | 10.20 | 2.97 | ... | ... | ... | ... | ... | 100.00 |
| ... | ... | ... | 85,256 | ... | | 25.19 | 38.65 | 5.20 | 21.08 | 6.97 | 2.91 | ... | ... | ... | ... | ... | 100.00 |
| 100.00 | | | | | | | | | | | | | | | | | |
| 9 | 2191 | 35 | ... | 1 | | ... | 1.07 | 10.24 | 64.12 | 21.00 | 3.57 | 7.85 | 9.80 | 0.33 | 80.73 | 1.29 | ... |
| 24 | 955 | 38 | ... | ... | | ... | 0.55 | 10.39 | 69.82 | 15.88 | 3.33 | 1.08 | 14.38 | 1.99 | 79.39 | 3.16 | ... |
| 33 | 3146 | 73 | ... | 1 | | ... | 0.92 | 10.29 | 65.87 | 19.42 | 3.50 | 5.77 | 11.21 | 0.84 | 80.32 | 1.86 | ... |
| 41 | 931 | 16 | ... | ... | | ... | 4.85 | 14.14 | 48.56 | 21.62 | 10.85 | 13.93 | 16.93 | 2.87 | 65.15 | 1.12 | ... |
| 254 | 5003 | 139 | ... | ... | | ... | 8.29 | 28.50 | 48.15 | 11.88 | 3.18 | 0.87 | 5.30 | 4.42 | 87.00 | 2.41 | ... |
| 295 | 5934 | 155 | ... | ... | | ... | 7.60 | 25.64 | 48.23 | 13.82 | 4.71 | 3.46 | 7.62 | 4.11 | 82.65 | 2.16 | ... |
| 136 | 5316 | 133 | ... | 15 | | ... | 3.70 | 11.62 | 60.94 | 17.26 | 6.48 | 11.48 | 20.64 | 1.65 | 64.62 | 1.61 | ... |
| 181 | 443 | 6 | ... | ... | | ... | 1.48 | 10.66 | 44.04 | 29.38 | 14.44 | 4.96 | 48.41 | 13.40 | 32.79 | 0.44 | ... |
| 317 | 5759 | 139 | ... | 15 | | ... | 3.39 | 11.49 | 58.56 | 18.96 | 7.60 | 10.56 | 24.56 | 3.30 | 60.13 | 1.45 | ... |
| 1 | 420 | 3 | ... | 11 | | ... | 0.70 | 7.58 | 43.07 | 25.98 | 22.67 | 10.83 | 51.84 | 0.09 | 36.97 | 0.27 | ... |
| 1 | ... | ... | ... | ... | | ... | 0.19 | 2.33 | 24.66 | 44.77 | 28.35 | 6.41 | 93.40 | 0.19 | ... | ... | ... |
| 2 | 420 | 3 | ... | 11 | | ... | 0.54 | 5.96 | 37.36 | 31.71 | 24.43 | 9.45 | 64.81 | 0.12 | 25.44 | 0.18 | ... |
| 109 | 2306 | 66 | ... | 4 | | ... | 4.31 | 14.33 | 58.23 | 18.32 | 4.81 | 16.58 | 21.86 | 2.70 | 57.22 | 1.64 | ... |
| 169 | 251 | 3 | ... | ... | | ... | 2.87 | 16.93 | 51.28 | 21.73 | 7.19 | 4.79 | 27.64 | 27.00 | 40.09 | 0.48 | ... |
| 278 | 2557 | 69 | ... | 4 | | ... | 4.12 | 14.68 | 57.29 | 18.78 | 5.13 | 14.99 | 22.64 | 5.97 | 54.92 | 1.48 | ... |
| ... | 4 | ... | ... | ... | | ... | ... | ... | 50.00 | 50.00 | ... | ... | ... | ... | 100.00 | ... | ... |
| ... | ... | ... | ... | ... | | ... | ... | ... | 50.00 | 50.00 | ... | ... | ... | ... | ... | ... | ... |
| 26 | 2586 | 64 | ... | ... | | ... | 4.02 | 9.58 | 71.25 | 12.53 | 2.62 | 5.00 | 7.46 | 0.85 | 84.60 | 2.09 | ... |
| 11 | 192 | 3 | ... | ... | | ... | 0.48 | 12.38 | 70.00 | 15.24 | 1.90 | 1.90 | ... | 5.24 | 91.43 | 1.43 | ... |
| 37 | 2778 | 67 | ... | ... | | ... | 3.80 | 9.77 | 71.16 | 12.70 | 2.57 | 4.81 | 6.98 | 1.13 | 85.03 | 2.05 | ... |
| 212 | 10,847 | 607 | ... | 5 | | ... | 3.50 | 14.33 | 62.28 | 14.83 | 5.06 | 8.32 | 9.46 | 1.49 | 76.45 | 4.28 | ... |
| 52 | 1257 | 41 | ... | ... | | ... | 4.50 | 32.11 | 54.72 | 7.19 | 1.48 | 3.51 | 22.39 | 2.85 | 69.00 | 2.25 | ... |
| 264 | 12,104 | 648 | ... | 5 | | ... | 3.62 | 16.35 | 61.41 | 13.96 | 4.66 | 7.77 | 10.93 | 1.65 | 75.60 | 4.05 | ... |
| 3594 | 10,461 | 472 | ... | 3 | | ... | 5.75 | 14.17 | 52.61 | 18.87 | 8.60 | 12.30 | 20.70 | 16.57 | 48.25 | 2.18 | ... |
| 1010 | 353 | ... | ... | ... | | ... | 11.21 | 23.01 | 38.41 | 20.09 | 7.28 | 9.35 | 18.23 | 53.66 | 18.76 | ... | ... |
| 4604 | 10,814 | 472 | ... | 3 | | ... | 6.19 | 14.90 | 51.45 | 18.97 | 8.49 | 12.07 | 20.50 | 19.53 | 45.90 | 2.00 | ... |
| 11 | 180 | 68 | ... | 73 | | ... | 1.25 | 9.19 | 35.85 | 23.07 | 30.63 | 2.43 | 45.14 | 2.23 | 36.44 | 13.76 | ... |
| ... | 94 | 5 | ... | ... | | ... | ... | 3.20 | 29.30 | 37.30 | 30.20 | 0.88 | 81.72 | ... | 16.52 | 0.88 | ... |
| 11 | 274 | 73 | ... | 73 | | ... | 0.64 | 6.17 | 32.55 | 30.23 | 30.41 | 1.61 | 64.71 | 1.03 | 25.78 | 6.87 | ... |
| ... | ... | ... | 28,727 | ... | | 37.74 | 55.84 | 1.93 | 1.04 | 0.64 | 2.81 | ... | ... | ... | ... | ... | 100.00 |
| ... | ... | ... | 56,529 | ... | | 18.80 | 29.90 | 6.86 | 31.27 | 10.20 | 2.97 | ... | ... | ... | ... | ... | 100.00 |
| ... | ... | ... | 85,256 | ... | | 25.19 | 38.65 | 5.20 | 21.08 | 6.97 | 2.91 | ... | ... | ... | ... | ... | 100.00 |

* Percentage proportion calculated in relation to the total of each Division, Class, and Sub-Class, respectively.

Occupations of the People.—

TABLE XII.—Showing the Numbers of Persons, Males, and Females belonging to various Classes and principal District separately ; also showing, in a similar way,

N U M E

| Districts. | All Classes. | | | | | | | | | | | | | | |
|-----------------------|---------------------------------|--------|----------|---------------------------------|--------|----------|---------------------------|--------|----------|---------------------------|--------|----------|------------------------|--------|----------|
| | Classes I.—VII. All Classes. | | | Classes I.—VI. Breadwinners. | | | Class VII. Dependants. | | | Class I. Professional. | | | Class II. Domestic. | | |
| | Persons. | Males. | Females. | Persons. | Males. | Females. | Persons. | Males. | Females. | Persons. | Males. | Females. | Persons. | Males. | Females. |
| The whole Colony ... | 146,667 | 77,560 | 69,107 | 61,411 | 48,833 | 12,578 | 85,256 | 28,727 | 56,529 | 3918 | 2715 | 1203 | 7180 | 1429 | 5751 |
| City of Hobart | 24,905 | 12,125 | 12,780 | 10,709 | 7622 | 3087 | 14,196 | 4503 | 9693 | 1100 | 774 | 326 | 1830 | 345 | 1485 |
| City of Launceston... | 17,208 | 8397 | 8811 | 7334 | 5091 | 2243 | 9874 | 3306 | 6568 | 533 | 350 | 183 | 1340 | 208 | 1132 |
| Rural Districts | 104,564 | 57,038 | 47,516 | 43,368 | 36,120 | 7248 | 61,186 | 20,918 | 40,268 | 2285 | 1591 | 694 | 4010 | 876 | 3134 |
| Brighton | 3414 | 1778 | 1636 | 1411 | 1144 | 267 | 2003 | 634 | 1369 | 57 | 33 | 24 | 139 | 28 | 111 |
| Campbell Town | 2695 | 1420 | 1275 | 1101 | 857 | 244 | 1594 | 563 | 1031 | 79 | 50 | 29 | 195 | 51 | 144 |
| Cressy | 2303 | 1262 | 1041 | 984 | 799 | 185 | 1319 | 463 | 856 | 20 | 10 | 10 | 98 | 23 | 75 |
| Cumberland | 7057 | 5032 | 2025 | 4504 | 4152 | 352 | 2553 | 880 | 1673 | 201 | 182 | 19 | 324 | 98 | 226 |
| Devon, East..... | 9054 | 4858 | 4196 | 3455 | 2959 | 496 | 5599 | 1899 | 3700 | 184 | 121 | 63 | 289 | 48 | 241 |
| Devon, West | 5734 | 3130 | 2604 | 2406 | 1989 | 417 | 3328 | 1141 | 2187 | 115 | 78 | 37 | 203 | 40 | 163 |
| Deloraine | 4913 | 2640 | 2273 | 2055 | 1644 | 411 | 2858 | 996 | 1862 | 84 | 59 | 25 | 146 | 31 | 115 |
| Evandale | 3262 | 1686 | 1576 | 1276 | 1024 | 252 | 1986 | 662 | 1324 | 51 | 33 | 18 | 169 | 44 | 125 |
| Fingal | 5003 | 2814 | 2189 | 2122 | 1803 | 319 | 2881 | 1011 | 1870 | 96 | 75 | 21 | 192 | 55 | 137 |
| Franklin | 3704 | 1968 | 1736 | 1332 | 1173 | 159 | 2372 | 795 | 1577 | 59 | 37 | 22 | 78 | 16 | 62 |
| George Town | 3607 | 1884 | 1723 | 1253 | 1065 | 188 | 2354 | 819 | 1535 | 67 | 50 | 17 | 116 | 23 | 93 |
| Glamorgan | 1919 | 986 | 933 | 725 | 566 | 159 | 1194 | 420 | 774 | 41 | 17 | 24 | 85 | 19 | 66 |
| Glenorchy | 5502 | 2735 | 2767 | 1880 | 1402 | 478 | 3622 | 1333 | 2289 | 213 | 165 | 48 | 289 | 46 | 243 |
| Kingborough | 7690 | 3867 | 3823 | 2874 | 2300 | 574 | 4816 | 1567 | 3249 | 177 | 117 | 60 | 278 | 48 | 230 |
| Longford | 3126 | 1535 | 1591 | 1222 | 959 | 263 | 1904 | 576 | 1328 | 65 | 36 | 29 | 200 | 62 | 138 |
| New Norfolk | 4253 | 2248 | 2005 | 1847 | 1354 | 493 | 2406 | 894 | 1512 | 116 | 67 | 49 | 160 | 21 | 139 |
| Oatlands | 3330 | 1711 | 1619 | 1234 | 1002 | 232 | 2096 | 709 | 1387 | 55 | 35 | 20 | 148 | 30 | 118 |
| Richmond | 2561 | 1359 | 1202 | 1012 | 800 | 212 | 1549 | 559 | 990 | 43 | 30 | 13 | 101 | 19 | 82 |
| Ringarooma | 4814 | 2910 | 1904 | 2244 | 1990 | 254 | 2570 | 920 | 1650 | 83 | 59 | 24 | 140 | 49 | 91 |
| Selby..... | 4077 | 2134 | 1943 | 1499 | 1279 | 220 | 2578 | 855 | 1723 | 76 | 46 | 30 | 116 | 24 | 92 |
| Sorell | 4183 | 2217 | 1966 | 1718 | 1426 | 292 | 2465 | 791 | 1674 | 159 | 125 | 34 | 157 | 29 | 128 |
| Wellington | 7814 | 4451 | 3363 | 3350 | 2926 | 424 | 4464 | 1525 | 2939 | 168 | 125 | 43 | 258 | 43 | 215 |
| Westbury | 4539 | 2413 | 2126 | 1864 | 1507 | 357 | 2675 | 906 | 1769 | 76 | 41 | 35 | 129 | 29 | 100 |

Distribution by Electoral Districts, 1891.

Sub-Classes of Occupations in the Colony, in Urban Districts, in Rural Districts as a whole, and in each Electoral the Numbers of Breadwinners and Dependants.

R I C A L.

| Breadwinners. | | | | | | | | | | | | Further Analysis of Class V. (Primary Producers.) | | | | | | | | | | | |
|---------------------------|--------|----------|--------------------------|--------|----------|-----------------------------------|--------|----------|--------------------------|--------|----------|---|--------|----------|------------------------|--------|----------|-------------------------------------|--------|----------|---|--------|----------|
| Class III. Commercial. | | | Class IV. Industrial. | | | Class V. Primary Producers. | | | Class VI. Indefinite. | | | Sub-Class Agricultural. | | | Sub-Class Pastoral. | | | Sub-Class Mines and Minerals. | | | Sub-Classes Other Primary Producers. | | |
| Persons. | Males. | Females. | Persons. | Males. | Females. | Persons. | Males. | Females. | Persons. | Males. | Females. | Persons. | Males. | Females. | Persons. | Males. | Females. | Persons. | Males. | Females. | Persons. | Males. | Females. |
| 9593 | 8242 | 1351 | 16,016 | 14,194 | 1822 | 23,568 | 21,686 | 1822 | 1136 | 567 | 569 | 16,031 | 14,584 | 1447 | 2447 | 2040 | 407 | 3988 | 3987 | 1 | 1102 | 1075 | 27 |
| 3164 | 2763 | 401 | 3932 | 3220 | 712 | 412 | 401 | 11 | 271 | 119 | 152 | 211 | 207 | 4 | 70 | 63 | 7 | 99 | 99 | ... | 32 | 32 | ... |
| 2151 | 1872 | 279 | 2737 | 2205 | 532 | 396 | 380 | 16 | 177 | 76 | 101 | 202 | 197 | 5 | 45 | 34 | 11 | 118 | 118 | ... | 31 | 31 | ... |
| 4278 | 3607 | 671 | 9347 | 8769 | 518 | 22,760 | 20,905 | 1855 | 688 | 372 | 316 | 15,618 | 14,180 | 1438 | 2332 | 1943 | 389 | 3771 | 3770 | 1 | 1039 | 1012 | 27 |
| 111 | 79 | 32 | 304 | 286 | 18 | 787 | 709 | 78 | 13 | 9 | 4 | 687 | 613 | 74 | 38 | 34 | 4 | 5 | 5 | ... | 57 | 57 | ... |
| 142 | 109 | 33 | 231 | 217 | 14 | 427 | 415 | 12 | 27 | 15 | 12 | 223 | 218 | 5 | 134 | 127 | 7 | 6 | 6 | ... | 64 | 64 | ... |
| 41 | 35 | 6 | 105 | 98 | 7 | 706 | 628 | 78 | 14 | 5 | 9 | 600 | 530 | 70 | 81 | 73 | 8 | 1 | 1 | ... | 24 | 24 | ... |
| 454 | 424 | 30 | 1413 | 1393 | 20 | 2057 | 2008 | 49 | 55 | 47 | 8 | 411 | 376 | 35 | 200 | 186 | 14 | 1297 | 1297 | ... | 149 | 149 | ... |
| 363 | 317 | 46 | 822 | 748 | 74 | 1735 | 1684 | 51 | 62 | 41 | 21 | 1449 | 1424 | 25 | 129 | 103 | 26 | 128 | 128 | ... | 29 | 29 | ... |
| 211 | 168 | 43 | 548 | 504 | 44 | 1275 | 1166 | 109 | 54 | 33 | 21 | 1078 | 988 | 90 | 114 | 95 | 19 | 45 | 45 | ... | 38 | 38 | ... |
| 108 | 95 | 13 | 319 | 296 | 23 | 1338 | 1128 | 210 | 60 | 35 | 25 | 1173 | 1002 | 71 | 125 | 86 | 39 | 7 | 7 | ... | 33 | 33 | ... |
| 135 | 113 | 22 | 326 | 292 | 34 | 576 | 529 | 47 | 19 | 13 | 6 | 465 | 427 | 38 | 83 | 74 | 9 | 15 | 15 | ... | 13 | 13 | ... |
| 209 | 180 | 29 | 351 | 339 | 12 | 1241 | 1147 | 94 | 33 | 7 | 26 | 536 | 467 | 69 | 123 | 98 | 25 | 563 | 563 | ... | 19 | 19 | ... |
| 129 | 109 | 20 | 373 | 367 | 6 | 682 | 636 | 46 | 11 | 8 | 3 | 486 | 457 | 29 | 95 | 79 | 16 | 19 | 19 | ... | 82 | 81 | 1 |
| 171 | 152 | 19 | 270 | 252 | 18 | 621 | 580 | 41 | 8 | 8 | ... | 248 | 219 | 29 | 48 | 37 | 11 | 286 | 286 | ... | 39 | 38 | 1 |
| 45 | 26 | 19 | 144 | 140 | 4 | 388 | 358 | 30 | 22 | 6 | 16 | 319 | 293 | 26 | 43 | 39 | 4 | 3 | 3 | ... | 23 | 23 | ... |
| 353 | 310 | 43 | 443 | 382 | 61 | 546 | 484 | 62 | 36 | 15 | 21 | 488 | 432 | 56 | 44 | 38 | 6 | 10 | 10 | ... | 4 | 4 | ... |
| 361 | 305 | 56 | 552 | 506 | 46 | 1442 | 1298 | 144 | 64 | 26 | 38 | 1234 | 1113 | 121 | 110 | 89 | 21 | 17 | 16 | 1 | 81 | 80 | 1 |
| 191 | 146 | 45 | 270 | 240 | 30 | 481 | 470 | 11 | 15 | 5 | 10 | 414 | 407 | 7 | 46 | 42 | 4 | 5 | 5 | ... | 16 | 16 | ... |
| 100 | 89 | 11 | 271 | 257 | 14 | 1163 | 907 | 256 | 37 | 13 | 24 | 1098 | 851 | 247 | 50 | 41 | 9 | 7 | 7 | ... | 8 | 8 | ... |
| 101 | 80 | 21 | 250 | 236 | 14 | 675 | 618 | 57 | 5 | 3 | 2 | 501 | 479 | 22 | 96 | 61 | 35 | 6 | 6 | ... | 72 | 72 | ... |
| 76 | 56 | 20 | 232 | 220 | 12 | 531 | 461 | 70 | 29 | 14 | 15 | 456 | 395 | 61 | 43 | 34 | 9 | 12 | 12 | ... | 20 | 20 | ... |
| 189 | 166 | 23 | 319 | 305 | 14 | 1500 | 1405 | 95 | 13 | 6 | 7 | 373 | 341 | 32 | 221 | 182 | 39 | 805 | 805 | ... | 101 | 77 | 24 |
| 211 | 175 | 36 | 299 | 273 | 26 | 778 | 750 | 28 | 19 | 11 | 8 | 560 | 542 | 18 | 119 | 109 | 10 | 65 | 65 | ... | 34 | 34 | ... |
| 153 | 127 | 26 | 315 | 297 | 18 | 908 | 835 | 72 | 26 | 13 | 13 | 756 | 715 | 41 | 90 | 58 | 32 | 8 | 8 | ... | 54 | 54 | ... |
| 310 | 268 | 42 | 877 | 836 | 41 | 1709 | 1637 | 72 | 28 | 17 | 11 | 985 | 929 | 56 | 194 | 178 | 16 | 460 | 460 | ... | 70 | 70 | ... |
| 114 | 78 | 36 | 313 | 285 | 28 | 1194 | 1052 | 142 | 38 | 22 | 16 | 1078 | 952 | 116 | 106 | 80 | 26 | 1 | 1 | ... | 9 | 9 | ... |

Occupations of the People—Distribution by Electoral Districts.—Breadwinners—Centesimal Proportion, 1891.

TABLE XIII.—Showing the Per-centage Proportion of Breadwinners (Persons) living in the Colony, in Urban Districts, in Rural Districts as a whole, and in each Electoral District, distinguishing the various Classes and principal Sub-classes.

| Districts. | Breadwinners (Persons). | | | | | | | | | | |
|------------------------|-------------------------|------------------------|---------------------|------------------------|-----------------------|-----------------------------|---------------|-----------|---------------------|--------------------------|-----------------------|
| | All Breadwinners. | Class I. Professional. | Class II. Domestic. | Class III. Commercial. | Class IV. Industrial. | Class V. Primary Producers. | | | | | Class VI. Indefinite. |
| | | | | | | All Primary Producers. | Agricultural. | Pastoral. | Mines and Minerals. | Other Primary Producers. | |
| The whole Colony ... | 100·00 | 6·38 | 11·69 | 15·62 | 26·08 | 38·38 | 26·11 | 3·99 | 6·49 | 1·79 | 1·85 |
| City of Hobart | 100·00 | 10·27 | 17·09 | 29·55 | 36·71 | 3·85 | 1·97 | 0·65 | 0·93 | 0·30 | 2·53 |
| City of Launceston ... | | 7·27 | 18·27 | 29·33 | 37·32 | 5·40 | 2·76 | 0·61 | 1·61 | 0·42 | 2·42 |
| Rural Districts | | 5·27 | 9·25 | 9·87 | 21·55 | 52·48 | 36·01 | 5·38 | 8·70 | 2·39 | 1·58 |
| Brighton | 100·00 | 4·04 | 9·85 | 7·87 | 21·55 | 55·77 | 48·69 | 2·69 | ·35 | 4·04 | ·92 |
| Campbell Town..... | | 7·17 | 17·71 | 12·90 | 20·98 | 38·79 | 20·26 | 12·17 | ·55 | 5·81 | 2·45 |
| Cressy | | 2·03 | 9·96 | 4·17 | 10·67 | 71·75 | 60·98 | 8·23 | ·10 | 2·44 | 1·42 |
| Cumberland | | 4·46 | 7·19 | 10·08 | 31·37 | 45·68 | 9·13 | 4·44 | 28·80 | 3·31 | 1·22 |
| Devon, East | | 5·33 | 8·36 | 10·51 | 23·79 | 50·22 | 41·94 | 3·73 | 3·71 | ·84 | 1·79 |
| Devon, West..... | | 4·78 | 8·44 | 8·77 | 22·78 | 52·99 | 44·80 | 4·74 | 1·87 | 1·58 | 2·24 |
| Deloraine..... | | 4·09 | 7·10 | 5·26 | 15·52 | 65·11 | 57·08 | 6·08 | ·34 | 1·61 | 2·92 |
| Evandale | | 4·00 | 13·24 | 10·58 | 25·55 | 45·14 | 36·44 | 6·50 | 1·18 | 1·02 | 1·49 |
| Fingal | | 4·52 | 9·05 | 9·85 | 16·54 | 58·48 | 25·26 | 5·80 | 26·53 | ·89 | 1·56 |
| Franklin | | 4·43 | 5·86 | 9·68 | 28·00 | 51·20 | 36·48 | 7·13 | 1·43 | 6·16 | ·83 |
| George Town | | 5·35 | 9·26 | 13·65 | 21·55 | 49·55 | 19·79 | 3·83 | 22·82 | 3·11 | ·64 |
| Glamorgan..... | | 5·66 | 11·73 | 6·21 | 19·86 | 53·51 | 44·00 | 5·93 | ·41 | 3·17 | 3·03 |
| Glenorchy | | 11·33 | 15·37 | 18·78 | 23·57 | 29·04 | 25·96 | 2·34 | ·53 | ·21 | 1·91 |
| Kingborough..... | | 6·16 | 9·67 | 12·56 | 19·21 | 50·17 | 42·93 | 3·83 | ·59 | 2·82 | 2·23 |
| Longford | | 5·32 | 16·37 | 15·63 | 22·09 | 39·36 | 33·88 | 3·76 | ·41 | 1·31 | 1·23 |
| New Norfolk | | 6·28 | 8·66 | 5·41 | 14·68 | 62·97 | 59·45 | 2·71 | ·38 | ·43 | 2·00 |
| Oatlands | | 4·46 | 11·99 | 8·18 | 20·26 | 54·70 | 40·60 | 7·78 | ·49 | 5·83 | ·41 |
| Richmond..... | | 4·25 | 9·98 | 7·51 | 22·92 | 52·47 | 45·05 | 4·25 | 1·19 | 1·98 | 2·87 |
| Ringarooma | | 3·70 | 6·24 | 8·42 | 14·21 | 66·85 | 16·62 | 9·85 | 35·88 | 4·50 | ·58 |
| Selby..... | | 5·07 | 7·74 | 14·08 | 19·94 | 51·90 | 37·35 | 7·94 | 4·34 | 2·27 | 1·27 |
| Sorell..... | | 9·25 | 9·14 | 8·91 | 18·34 | 52·85 | 44·00 | 5·24 | ·47 | 3·14 | 1·51 |
| Wellington | | 5·01 | 7·70 | 9·25 | 26·19 | 51·01 | 29·40 | 5·79 | 13·73 | 2·09 | ·84 |
| Westbury | | 4·08 | 6·92 | 6·12 | 16·79 | 64·05 | 57·83 | 5·69 | ·05 | ·48 | 2·04 |

Occupations of the People.

TABLE XIV.—Defining the Principles of the Method adopted in the Classification of Occupations, in accordance with the uniform Scheme agreed upon by the Conference of Statists held in Hobart in March, 1890; and showing the number of Persons, Males, and Females employed or belonging to the principal Groups of Business, Calling, or Service, or belonging to the principal Divisions of Dependants, arranged systematically under Classes, Sub-classes, Orders, Sub-orders, and Sub-groups.

CLASSIFICATION OF OCCUPATIONS, 1891.

DEFINITION OF PRINCIPAL CLASSES.

Section A.—Breadwinners.

- Class.
- I. PROFESSIONAL.—Embracing all persons, not otherwise classed, mainly engaged in the government and defence of the country, and in satisfying the intellectual, moral, and social wants of its inhabitants.
 - II. DOMESTIC.—Embracing all persons engaged in the supply of board and lodging and in rendering personal services for which remuneration is usually paid.
 - III. COMMERCIAL.—Embracing all persons directly connected with the hire, sale, transfer, distribution, storage, and security of property and materials, and with the transport of persons or goods, or engaged in effecting communication.
 - IV. INDUSTRIAL.—Embracing all persons not otherwise classed, who are principally engaged in various works of utility, or in specialities connected with the manufacture, construction, modification, or alteration of materials so as to render them more available for the various uses of man, but excluding, as far as possible, all who are mainly or solely in the service of commercial interchange.
 - V. AGRICULTURAL, PASTORAL, MINERAL, AND OTHER PRIMARY PRODUCERS.—Embracing all persons mainly engaged in the cultivation or original acquisition of food products, and in obtaining other raw materials direct from natural sources.
 - VI. INDEFINITE.—Embracing all persons who derive incomes from services rendered, but the direction of which services cannot be exactly determined.

Section B.—Dependants: Non-Breadwinners.

- VII. DEPENDANTS.—Embracing all persons dependent upon relatives or natural guardians, including wives, children, and relatives not otherwise engaged in pursuits for which remuneration is paid; and all persons depending upon private charity, or whose support is a burthen on the public revenue.

SYSTEMATIC TABULATION OF OCCUPATIONS* UNDER CLASSES, ORDERS, AND SUB-ORDERS.

CLASS I.—PROFESSIONAL.

| | Persons. | Males. | Females. |
|---|----------|--------|----------|
| Order 1.—Persons engaged in Government, Defence, Law, and Protection, not otherwise classed. | | | |
| Sub-order 1.—General Government. | | | |
| 1. The Governor | 1 | 1 | — |
| 2. Officer of Government Department | 271 | 271 | — |
| 3. Others (including persons holding Ministerial or Political Office whose ordinary occupation is not stated) | — | — | — |
| Sub-order 2.—Local Government. | | | |
| 1. Officer of Local Body | 52 | 52 | — |
| 2. Others (including Mayors or members of local bodies whose ordinary occupation is not stated)..... | 5 | 5 | — |

* NOTE.—The main object of this table is to ascertain as closely as possible the total number of hands actually employed in each specified Business, Calling, or Industry indicated by a distinct number; and hence the totals of the latter embrace not only those persons whose calling particularly distinguishes the form of business, but also persons of all other subordinate occupations, not otherwise specified within the same Sub-order, who receive remuneration for assistance in the conduct of the particular Business or Calling.

The actual number of persons belonging to each distinctive Occupation, irrespective of the nature of the general Business or Establishment in which they are employed, may be ascertained from the Classification of Occupations, arranged according to alphabetical order in Table XXI. These alphabetical tables also serve as indices to the specific Occupations grouped under this table and all other General Classification Tables.

TABLE XIV.—Classification of Occupations—*continued*.

| | <i>Persons.</i> | <i>Males.</i> | <i>Females.</i> |
|--|-----------------|---------------|-----------------|
| Sub-order 3.—Defence. | | | |
| 1. Officer of Defence Department | 6 | 6 | — |
| 2. Army Officer in actual service..... | 1 | 1 | — |
| 3. Army Petty Officer, Private | 29 | 29 | — |
| 4. Naval Officer in actual service | 12 | 12 | — |
| 5. Naval Petty Officer, Sailor | 51 | 51 | — |
| 6. Others (including Militia or Volunteer Officer whose ordinary occupation is not stated) | 5 | 5 | — |
| Sub-order 4.—Law and Order.† | | | |
| 1. Officer of Law Department..... | 8 | 8 | — |
| 2. Judge..... | 3 | 3 | — |
| 3. Law Court Officer | 11 | 11 | — |
| 4. Magistrate..... | 8 | 8 | — |
| 5. Barrister | 23 | 23 | — |
| 6. Solicitor..... | 89 | 89 | — |
| 7. Law Clerk..... | 107 | 107 | — |
| 8. Law Student | 47 | 47 | — |
| 9. Others connected with the Law | — | — | — |
| 10. Police, Principal Officer | 83 | 83 | — |
| 11. „ Petty Officer, Policeman, Detective | 204 | 204 | — |
| 12. Penal, Principal Officer | 3 | 3 | — |
| 13. „ Petty Officer, Subordinate | 36 | 30 | 6 |
| 14. Others | 1 | 1 | — |
| Order 2.—Persons ministering to Religion, Charity, Health, Education, Art, and Science. | | | |
| Sub-order 1.—Religion.† | | | |
| 1. Clergy | 211 | 196 | 15 |
| 2. Irregular Clergy*..... | 23 | 23 | — |
| 3. Theological Student* | — | — | — |
| 4. Church Officer | 12 | 12 | — |
| 5. Member of Religious Order not classed as ministering to Charity or Education.. | 12 | — | 12 |
| 6. Others connected with Religion | 9 | 9 | — |
| Sub-order 2.—Charity, exclusive of Hospitals.† | | | |
| 1. Officer of Department of Charity | 4 | 4 | — |
| 2. Officer of Charitable or Benevolent Institutions.* | 24 | 6 | 18 |
| 3. Subordinate Officer or Servant of Charitable or Benevolent Institutions* | 13 | 11 | 2 |
| 4. Sister of Charity. | 22 | — | 22 |
| 5. Others | — | — | — |
| Sub-order 3.—Health.† | | | |
| 1. Officer of Health Department..... | 3 | 3 | — |
| 2. Medical Man in Practice..... | 84 | 84 | — |
| 3. Medical Student | — | — | — |
| 4. Irregular Medical Practitioner* | 3 | 3 | — |
| 5. Dentist | 23 | 23 | — |
| 6. Pharmaceutical Chemist | 122 | 120 | 2 |
| 7. Hospital or Asylum Nurse | 53 | — | 53 |
| 8. Hospital or Asylum Officer or Attendant not elsewhere described | 65 | 48 | 17 |
| 9. Midwife, Monthly Nurse..... | 59 | — | 59 |
| 10. Sick Nurse | 58 | — | 58 |
| 11. Veterinary Surgeon | 15 | 15 | — |
| 12. Others | 5 | 5 | — |
| Sub-order 4.—Literature.† | | | |
| 1. Author, Editor, Journalist | 26 | 26 | — |
| 2. Reporter | 20 | 20 | — |
| 3. Literary Amanuensis..... | — | — | — |
| 4. Others | 3 | — | 3 |
| Sub-order 5.—Science.† | | | |
| 1. Officer of Scientific Department of State | — | — | — |
| 2. Analytical Chemist | 3 | 3 | — |
| 3. Assayer, Metallurgist | 16 | 16 | — |
| 4. Geologist, Mineralogist | — | — | — |
| 5. Naturalist, Biologist, Botanist..... | — | — | — |
| 6. Others | 2 | 2 | — |

* Includes those only whose ordinary occupation is not stated.

† Including Assistants.

TABLE XIV.—Classification of Occupations—*continued*.

| | <i>Persons.</i> | <i>Males.</i> | <i>Females.</i> |
|--|-----------------|---------------|-----------------|
| Sub-order 6.—Civil and Mechanical Engineering, Architecture, and Surveying.† | | | |
| 1. Civil Engineer | 78 | 78 | — |
| 2. Directing or Consulting Mechanical Engineer | 153 | 153 | — |
| 3. Electrician (not connected with Telegraph or Telephone Service) | 7 | 7 | — |
| 4. Surveyor | 183 | 183 | — |
| 5. Architect | 40 | 40 | — |
| 6. Draftsman | 38 | 38 | — |
| 7. Others | — | — | — |
| Sub-order 7.—Education.† | | | |
| 1. Officer of Education Department | 5 | 5 | — |
| 2. University Professor, Demonstrator, &c. | 1 | 1 | — |
| 3. Schoolmaster, Mistress, Teacher, State School | 412 | 213 | 199 |
| 4. " " " Denominational School | 11 | — | 11 |
| 5. " " " Private School | 133 | 50 | 83 |
| 6. " " " School not stated | 283 | 16 | 267 |
| 7. Tutor, Governess | 188 | 3 | 185 |
| 8. Teacher of Languages or other accomplishment, not Art or Music | 14 | 4 | 10 |
| 9. Others | 4 | 4 | — |
| Sub-order 8.—Fine Arts.† | | | |
| 1. Artist, Painter, Art Student | 38 | 18 | 20 |
| 2. Sculptor | — | — | — |
| 3. Engraver | 5 | 5 | — |
| 4. Photographer | 74 | 64 | 10 |
| 5. Others | — | — | — |
| Sub-order 9.—Music.† | | | |
| 1. Composer of Music | — | — | — |
| 2. Musician, Vocalist | 30 | 25 | 5 |
| 3. Music Teacher | 127 | 17 | 110 |
| 4. Music Hall Proprietor, Manager, &c. | — | — | — |
| 5. Others | — | — | — |
| Sub-order 10.—Amusements.† | | | |
| 1. Actor, Actress | 57 | 24 | 33 |
| 2. Theatre Proprietor, Lessee, Manager, Door-keeper, Ticket-taker | 11 | 9 | 2 |
| 3. Racecourse Ranger, Caretaker | — | — | — |
| 4. Jockey | 40 | 40 | — |
| 5. Cricket-ground, Bowling-green, Tennis-court, Caretaker, Professional Player .. | 2 | 2 | — |
| 6. Billiard-table Proprietor, Keeper, Marker | 29 | 29 | — |
| 7. Others | 9 | 8 | 1 |
| CLASS II.—DOMESTIC.† | | | |
| Order 3.—Persons engaged in the supply of board and lodging, and in rendering personal service for which remuneration is usually paid. | | | |
| Sub-order 1.—Board and Lodging. | | | |
| 1. Hotelkeeper,† Innkeeper† | 618 | 396 | 222 |
| 2. Coffee-house, Restaurant, Eating-house Keeper† | 26 | 17 | 9 |
| 3. Board and Lodging-house Keeper.† | 282 | 36 | 246 |
| 4. Manager, Secretary, Steward of Club House† | 8 | 8 | — |
| 5. Others | 1 | 1 | — |
| Sub-order 2.—Attendance.† | | | |
| 1. Housekeeper, Lady-help | 290 | — | 290 |
| 2. Butler | — | — | — |
| 3. Porter, Gatekeeper | 7 | 7 | — |
| 4. Footman | 2 | 2 | — |
| 5. Coachman | 487 | 487 | — |
| 6. Page | 2 | 2 | — |
| 7. Cook | 362 | 87 | 275 |
| 8. Housemaid, Kitchenmaid, General Servant | 4042 | 212 | 3830 |
| 9. Domestic Nurse | 402 | — | 402 |
| 10. Office-keeper, Attendant | 49 | 42 | 7 |
| 11. Charwoman, Cleaner | 102 | — | 102 |
| 12. Hairdresser, Barber | 86 | 84 | 2 |
| 13. Mangler, Laundry-keeper, Laundryman, Washerwoman | 344 | 3 | 341 |
| 14. Shoebblack | — | — | — |
| 15. Others | 70 | 45 | 25 |

† Including Assistants.

‡ Including wife assisting, if so stated.

TABLE XIV.—Classification of Occupations—*continued*.

| | Persons. | Males. | Females. |
|---|----------|--------|----------|
| CLASS III.—COMMERCIAL. | | | |
| Sub-class A.—Property and Finance. | | | |
| Order 4.—Persons who perform offices in connection with the exchange, valuation, insurance, lease, loan, or custody of money, houses, land, or property rights. | | | |
| Sub-order 1.—Banking and Finance.† | | | |
| 1. Banker, Bank, Director,* Manager | 51 | 51 | — |
| 2. Officer, Clerk | 164 | 164 | — |
| 3. Building Society, Savings Institute Director,* Manager, Officer, Clerk | 8 | 8 | — |
| 4. Share and Stock Broker, Dealer, Jobber, Speculator* | 193 | 193 | — |
| 5. Money Broker, Financier, Capitalist | 513 | 310 | 203 |
| 6. Pawnbroker | 6 | 3 | 3 |
| 7. Others | — | — | — |
| Sub-order 2.—Insurance and Valuation.† | | | |
| 1. Manager, Director,* Agent of Insurance Company | 88 | 88 | — |
| 2. Actuary, Average Stater | — | — | — |
| 3. Underwriter | — | — | — |
| 4. Auctioneer, Appraiser, Valuator | 65 | 64 | 1 |
| 5. Friendly, Benefit Society Officer | 1 | 1 | — |
| 6. Official or Trade Assignee | — | — | — |
| 7. Others | — | — | — |
| Sub-order 3.—Land and Household Property.† | | | |
| 1. Land Proprietor,* Speculator* | 163 | 90 | 73 |
| 2. Land Agent, Factor, Rent Collector | 11 | 11 | — |
| 3. Other connected with dealings in Land | — | — | — |
| 4. House Proprietor* | 381 | 146 | 235 |
| 5. House Agent, Factor, Rent Collector | 16 | 16 | — |
| 6. Market Lessee | — | — | — |
| 7. Others | 2 | 2 | — |
| Sub-order 4.—Property Rights not otherwise classed.† | | | |
| 1. Officer in Patent, Trade Marks Department | — | — | — |
| 2. Patentee, Owner of Trade Mark, Design, &c. | — | — | — |
| 3. Patent Agent, Trade Marks Agent | — | — | — |
| 4. Others connected with various Property Rights and Transfers | — | — | — |
| Sub-class B.—Trade. | | | |
| Order 5.—Persons dealing in Art and Mechanic Productions, in which matters of various kinds are employed in combination. | | | |
| Sub-order 1.—Books, Publications, and Advertising. | | | |
| 1. Bookseller, Book Canvasser | 110 | 100 | 10 |
| 2. Book Lender, Librarian | 8 | 7 | 1 |
| 3. Advertising Agent, Billsticker, Bill Distributor | 2 | 2 | — |
| 4. News Agent, Newspaper Seller | 5 | 4 | 1 |
| 5. Others | 2 | 2 | — |
| Sub-order 2.—Musical Instruments. | | | |
| 1. Musical Instrument Dealer | 1 | 1 | — |
| 2. Others | — | — | — |
| Sub-order 3.—Prints, Pictures, and Art Materials. | | | |
| 1. Picture Dealer | — | — | — |
| 2. Map and Print Dealer | — | — | — |
| 3. Art, Photographic Materials Dealer, Importer | — | — | — |
| 4. Picture Frame Dealer | — | — | — |
| 5. Others | — | — | — |
| Sub-order 4.—Ornaments, Minor Art Products, and Small Wares. | | | |
| 1. Carving, Figures Dealer | — | — | — |
| 2. Basketware, Wickerware Dealer | — | — | — |
| 3. Artificial Flowers Dealer | — | — | — |
| 4. Fancy Goods Dealer | 29 | 14 | 15 |
| 5. Stuffed Birds, Animals Dealer | — | — | — |
| 6. Toys, and Minor Arts Products Dealer | 1 | — | 1 |
| 7. Others | 1 | 1 | — |

* Includes those only whose ordinary occupation is not stated.

† Including Assistants.

TABLE XIV.—Classification of Occupations—*continued*.

| | Persons. | Males. | Females. |
|---|----------|--------|----------|
| Sub-order 5.—Equipment for Sports and Games. | | | |
| 1. Billiard and Bagatelle Tables Dealer..... | — | — | — |
| 2. Fishing-rod, Tackle, &c., Dealer..... | — | — | — |
| 3. Cricket, Football, Tennis, &c., Materials Dealer | — | — | — |
| 4. Others | — | — | — |
| Sub-order 6.—Designs, Medals, Type, and Dies. | | | |
| 1. Designs, Patterns, Medals, Type, and Dies Dealer | — | — | — |
| 2. Others | — | — | — |
| Sub-order 7.—Watches, Clocks, and Scientific Instruments. | | | |
| 1. Watches and Clocks Dealer..... | — | — | — |
| 2. Scientific Instruments Dealer | — | — | — |
| 3. Others | — | — | — |
| Sub-order 8.—Surgical Instruments and Appliances. | | | |
| 1. Surgical Instruments and Appliances Dealer..... | — | — | — |
| 2. Others | — | — | — |
| Sub-order 9.—Arms and Explosives. | | | |
| 1. Arms, Explosives Dealer..... | — | — | — |
| 2. Pyrotechnic, Fireworks Dealer | — | — | — |
| 3. Others | — | — | — |
| Sub-order 10.—Machines, Tools, and Implements. | | | |
| 1. Agricultural Machinery and Implements Dealer | — | — | — |
| 2. Sewing Machines Dealer..... | 5 | 5 | — |
| 3. Other Machine Tools, Implements, and Machinery Dealer..... | — | — | — |
| 4. Others | — | — | — |
| Sub-order 11.—Carriages and Vehicles. | | | |
| 1. Carriages, Wagons, Carts Dealer | — | — | — |
| 2. Perambulator, Wheel-chair, Bicycle Dealer | — | — | — |
| 3. Coachmakers' Sundries Dealer | — | — | — |
| 4. Others | — | — | — |
| Sub-order 12.—Harness, Saddlery, and Leatherware. | | | |
| 1. Harness and Saddlery Dealer..... | — | — | — |
| 2. Saddlers' Ironmongery Dealer | — | — | — |
| 3. Leatherware Dealer | 4 | 4 | — |
| 4. Others | — | — | — |
| Sub-order 13.—Ships, Boats, and Marine Stores. | | | |
| 1. Ships and Boats Dealer | — | — | — |
| 2. Tackle and Equipment for Ships and Boats Dealer | — | — | — |
| 3. Other Marine Stores Dealer, Ship-Chandler..... | 7 | 6 | 1 |
| 4. Others | — | — | — |
| Sub-order 14.—Building Materials and House Fittings. | | | |
| 1. Materials for Houses and Buildings Dealer | — | — | — |
| 2. House Fittings Dealer..... | — | — | — |
| 3. Oil and Colourman, Paperhangings, Wall-paper Seller | 1 | 1 | — |
| 4. Timber Merchant | 71 | 71 | — |
| Sub-order 15.—Furniture. | | | |
| 1. Furniture Dealer, Hirer | 28 | 22 | 6 |
| 2. Others | — | — | — |
| Sub-order 16.—Chemicals and By-products. | | | |
| 1. Chemical Materials (not Drugs) Dealer | — | — | — |
| 2. Chemical By-products Dealer | — | — | — |
| 3. Others | — | — | — |
| Sub-order 17.—Paper, Paper-makers' Materials. | | | |
| 1. Paper Dealer | — | — | — |
| 2. Stationer | — | — | — |
| 3. Rag, Waste Paper Dealer | 1 | — | 1 |
| 4. Others | — | — | — |

TABLE XIV.—Classification of Occupations—*continued*.

| | <i>Persons.</i> | <i>Males.</i> | <i>Females.</i> |
|--|-----------------|---------------|-----------------|
| Order 6. Persons engaged in the Sale, Hire, or Exchange of Textile Fabrics and Dress, and of Fibrous Materials. | | | |
| Sub-order 1.—Textile Fabrics. | | | |
| 1. Manchester Warehouseman | — | — | — |
| 2. Draper, Linen, Woollen Draper | 537 | 430 | 107 |
| 3. Silk Dealer, Mercer | — | — | — |
| 4. Others | — | — | — |
| Sub-order 2.—Dress. | | | |
| 1. Clothes Dealer, Outfitter, Slop-seller | 8 | 8 | — |
| 2. Hosier, Hatter, Haberdasher, Glover | 3 | 3 | — |
| 3. Shoe, Boot Dealer | 36 | 26 | 10 |
| 4. Umbrella, Parasol, Stick Dealer | — | — | — |
| 5. Fur, Rug Dealer | — | — | — |
| 6. Second Hand Clothes Dealer..... | 2 | — | 2 |
| 7. Others | — | — | — |
| Sub-order 3.—Fibrous Materials. | | | |
| 1. Mat, Matting Dealer | — | — | — |
| 2. Rope, Cord Dealer..... | — | — | — |
| 3. Canvas, Sailcloth Dealer | — | — | — |
| 4. Tent, Tarpaulin Dealer | — | — | — |
| 5. Sacking, Sack, Bag Dealer | — | — | — |
| 6. Others | — | — | — |
| Order 7.—Persons engaged in dealing in Food, Drinks, Narcotics, and Stimulants.* | | | |
| Sub-order 1.—Animal Food.* | | | |
| 1. Milkseller | 70 | 64 | 6 |
| 2. Cheesemonger | — | — | — |
| 3. Butcher, Meatsalesman | 512 | 483 | 29 |
| 4. Provision Dealer | 22 | 21 | 1 |
| 5. Poulterer, Game Dealer..... | 4 | 3 | 1 |
| 6. Fishmonger, Fish-hawker, Oyster, Shellfish Dealer | 54 | 46 | 8 |
| 7. Others | — | — | — |
| Sub-order 2.—Vegetable Food.* | | | |
| 1. Corn, Flour, Meal Merchant, Dealer | 14 | 14 | — |
| 2. Bread and Biscuit Dealer | — | — | — |
| 3. Confectionery, Pastry Dealer | 5 | — | 5 |
| 4. Greengrocer, Fruiterer | 122 | 90 | 32 |
| 5. Others | — | — | — |
| Sub-order 3.—Drinks, Narcotics, and Stimulants.* | | | |
| 1. Wine, Spirits, Ale Merchant, Salesman | 89 | 50 | 39 |
| 2. Ginger-beer, Soda-water, Mineral-water, Cordial Merchant, Salesman..... | — | — | — |
| 3. Coffee, Chicory Dealer | — | — | — |
| 4. Grocer, Tea Dealer..... | 353 | 288 | 65 |
| 5. Tobacconist | 32 | 32 | — |
| 6. Opium Dealer..... | — | — | — |
| 7. Others | — | — | — |
| Order 8.—Persons engaged in dealing in and treating Animals, and dealing in Animal and Vegetable Substances, excluding Dealers in Food.* | | | |
| Sub-order 1.—Living Animals.* | | | |
| 1. Live Stock Dealer | 12 | 12 | — |
| 2. Animal Trainer, Horsebreaker..... | 38 | 38 | — |
| 3. Others | 1 | 1 | — |
| Sub-order 2.—Manures and Animal Waste Products. | | | |
| 1. Manure, Guano Dealer..... | 4 | 4 | — |
| 2. Bone Dealer | — | — | — |
| 3. Others | — | — | — |
| Sub-order 3.—Leather, Raw Materials, and Manufacturers. | | | |
| 1. Hide, Skin Dealer | 6 | 6 | — |
| 2. Prepared Skins, Leather Dealer | — | — | — |
| 3. Others | — | — | — |

* Except in each case Primary Producers grouped under Class V.

TABLE XIV.—Classification of Occupations—*continued*.

| | <i>Persons.</i> | <i>Males.</i> | <i>Females.</i> |
|--|-----------------|---------------|-----------------|
| Sub-order 4.—Other Animal Matters. | | | |
| 1. Wool-broker, Dealer..... | 2 | 2 | — |
| 2. Tallow, Fat Dealer | — | — | — |
| 3. Feather Dealer | — | — | — |
| 4. Others .. | 7 | 7 | — |
| Sub-order 5.—Seeds, Plants, Vegetable Products for Fodder and Gardening Purposes. | | | |
| 1. Seed Merchant | 2 | 2 | — |
| 2. Florist, Flower-seller..... | 6 | 6 | — |
| 3. Hay and Corn Dealer | 21 | 21 | — |
| 4. Others..... | — | — | — |
| Sub-order 6.—Other Vegetable Matters not included elsewhere. | | | |
| 1. Bark Dealer | 25 | 25 | — |
| 2. Others..... | — | — | — |
| Order 9.—Persons engaged in dealing in Minerals mainly used for Fuel and Light. | | | |
| Sub-order 1.—Coal and other Substances mainly used for fuel and light. | | | |
| 1. Coal, Coke Dealer..... | 5 | 5 | — |
| 2. Lignite, Shale, Peat Dealer | — | — | — |
| 3. Firewood Dealer..... | 191 | 190 | 1 |
| 4. Petroleum, Kerosene, Paraffine Dealer | — | — | — |
| 5. Others | — | — | — |
| Order 10.—Persons engaged in dealing in Minerals other than for fuel. | | | |
| Sub-order 1.—Stone, Clay, Earthenware, Glass, and Minerals not otherwise classed. | | | |
| 1. Stone, Gravel, Sand Dealer | — | — | — |
| 2. Lime Dealer | 3 | 3 | — |
| 3. Cement, Plaster Dealer | — | — | — |
| 4. Brick and Tile Dealer | — | — | — |
| 5. Potteryware, Earthenware Dealer..... | — | — | — |
| 6. Glass, Glassware Dealer | 1 | — | 1 |
| 7. Chinaware, Crockeryware Dealer. | 13 | 5 | 8 |
| 8. Others | — | — | — |
| Sub-order 2.—Gold, Silver, and Precious Stones. | | | |
| 1. Gold, Silver Dealer..... | — | — | — |
| 2. Precious Stones Dealer | — | — | — |
| Sub-order 3.—Metals other than Gold and Silver. | | | |
| 1. Tin, Zinc Dealer..... | — | — | — |
| 2. Antimony, Lead Dealer | — | — | — |
| 3. Copper, Brass Dealer..... | — | — | — |
| 4. Iron Ore, Pig Iron, Scrap Iron Dealer | — | — | — |
| 5. Iron Bar, Plate, Rod, Wire Dealer..... | 2 | 2 | — |
| 6. Ironmonger, Hardware Dealer..... | 148 | 144 | 4 |
| 7. Others | 1 | 1 | — |
| Order 11.—Persons engaged as General Dealers, Speculators on Chance Events, or in Undefined Mercantile Pursuits. | | | |
| Sub-order 1.—General Dealers (undefined). | | | |
| 1. Merchant | 324 | 324 | — |
| 2. Shop-keeper, Storekeeper..... | 976 | 757 | 219 |
| 3. General Dealer | 94 | 79 | 15 |
| 4. Hawker, Pedlar | 111 | 100 | 11 |
| 5. Broker | 39 | 39 | — |
| 6. Commission Agent | 108 | 108 | — |
| 7. Others..... | — | — | — |
| Sub-order 2.—Speculators on Chance Events. | | | |
| 1. Lottery, Keeper, Ticket Seller | 7 | 7 | — |
| 2. Racing Sweep Agent, Promoter | — | — | — |
| 3. Bookmaker, Bettor..... | — | — | — |
| 4. Others | — | — | — |

TABLE XIV.—Classification of Occupations—continued.

| | <i>Persons.</i> | <i>Males.</i> | <i>Females.</i> |
|--|-----------------|---------------|-----------------|
| <i>Sub-order 3.—Other Mercantile Persons Undefined.</i> | | | |
| 1. Officer of Public Company | — | — | — |
| 2. Clerk, Cashier, Accountant, Commercial, Undefined..... | 247 | 242 | 5 |
| 3. Commercial Traveller, Salesman, Saleswoman | 116 | 98 | 18 |
| 4. Others | 10 | 8 | 2 |
| <i>Sub-class C.—Storage.</i> | | | |
| <i>Order 12.—Persons engaged in Storage.</i> | | | |
| <i>Sub-order 1.—Storage.</i> | | | |
| 1. Storekeeper, Clerk, connected with Free or Bonded Stores (not Shopkeeper). | 1 | 1 | — |
| 2. Store Labourer, Storeman (not Shopman)..... | — | — | — |
| 3. Others connected with Storage (not Dealers). | 3 | 3 | — |
| <i>Sub-class D.—Transport and Communication.</i> | | | |
| <i>Order 13.—Persons engaged in the Transport of Passengers, Goods, or Communications.</i> | | | |
| <i>Sub-order 1.—On Railways (not Railway Construction) or Steam Tramways.</i> | | | |
| 1. Railway or Tramway Manager, Officer, Stationmaster, Clerk, or Agent. | 154 | 154 | — |
| 2. Railway or Tramway Engine-driver, Stoker, Cleaner | 90 | 90 | — |
| 3. Railway or Tramway Guard, Porter, Pointsman, Signaller, Shunter | 128 | 127 | 1 |
| 4. Railway or Tramway Ganger or Fetter | 211 | 211 | — |
| 5. Others | 103 | 82 | 21 |
| <i>Sub-order 2.—On Roads.</i> | | | |
| 1. Coach, Omnibus, Cab Proprietor, Agent..... | 91 | 89 | 2 |
| 2. " " Driver, Conductor, Servant..... | 154 | 154 | — |
| 3. Drayman, Carrier, Carter | 187 | 187 | — |
| 4. Livery-stable Keeper, Horse Letter | 24 | 22 | 2 |
| 5. Horse Tramway, Owner, Officer | 1 | 1 | — |
| 6. " " Driver, Conductor, Servant..... | — | — | — |
| 7. Others | 3 | 3 | — |
| <i>Sub-order 3.—On Seas, Rivers, and Canals.</i> | | | |
| 1. Harbour, Pier Service, Officer | 10 | 10 | — |
| 2. Pilot..... | 8 | 8 | — |
| 3. Lighthouse Keeper | 40 | 40 | — |
| 4. Shipowner,* Agent, Manager | 35 | 35 | — |
| 5. Shipmaster, Officer, Seaman (Merchant Service)..... | 701 | 701 | — |
| 6. Engineer, Stoker, Coal Trimmer of Steamer (Merchant Service) | 203 | 203 | — |
| 7. Ship Servant, Steward, Stewardess | 197 | 186 | 11 |
| 8. Canal Proprietor, Agent, Manager. | — | — | — |
| 9. Bargeman, Lighterman | 15 | 15 | — |
| 10. Stevedore, Lumper | 321 | 321 | — |
| 11. Waterman, Boatman, Boat Proprietor,* Agent | 40 | 40 | — |
| 12. Others | 2 | 2 | — |
| <i>Sub-order 4.—On Postal Service.</i> | | | |
| 1. Postal Officer, Postmaster, Postmistress, Clerk, Sorter. | 147 | 36 | 111 |
| 2. Letter Carrier. | 34 | 34 | — |
| 3. Mail Contractor | 19 | 17 | 2 |
| 4. Mailman, Mail Guard | 40 | 40 | — |
| 5. Others | — | — | — |
| <i>Sub-order 5.—On Telegraph and Telephone Service.</i> | | | |
| 1. Telegraph Officer, Stationmaster, Stationmistress, Operator, Clerk | 130 | 78 | 52 |
| 2. Electrician, Lineman | 18 | 18 | — |
| 3. Telephone Officer | 10 | 3 | 7 |
| 4. Messenger | 34 | 34 | — |
| 5. Others | 1 | 1 | — |
| <i>Sub-order 6.—Delivery of Documents, Parcels, and Messages.</i> | | | |
| 1. Messenger and Porter | 60 | 59 | 1 |
| 2. Errand Boy, Girl | 56 | 56 | — |
| 3. Others | — | — | — |

* Includes only those whose ordinary occupation is not stated.

TABLE XIV.—Classification of Occupations—*continued*.

| | Persons. | Males. | Females. |
|--|----------|--------|----------|
| CLASS IV.—INDUSTRIAL. | | | |
| Order 14.—Persons engaged in connection with the manufacture or in other process relating to Art and Mechanic Productions in which materials of various kinds are employed in combination. | | | |
| Sub-order 1.—Books and Publications. | | | |
| 1. Publisher, Newspaper Proprietor | 27 | 26 | 1 |
| 2. Printer, Printing-office Manager | 74 | 74 | — |
| 3. Compositor | 177 | 177 | — |
| 4. Others employed in Printing | 125 | 125 | — |
| 5. Bookbinder, Machine-ruler | 61 | 40 | 21 |
| 6. Others | — | — | — |
| Sub-order 2.—Musical Instruments. | | | |
| 1. Musical Instrument Maker. | 6 | 6 | — |
| 2. Musical Instrument Tuner, Repairer | 9 | 9 | — |
| 3. Others | — | — | — |
| Sub-order 3.—Prints, Pictures, and Art Materials. | | | |
| 1. Lithographer, Lithographic, Zincographic Printer. | 17 | 17 | — |
| 2. Picture-frame Maker, Picture Restorer, Cleaner..... | 3 | 3 | — |
| 3. Artist's Colorman, Manufacturer of Artists' Material. | — | — | — |
| 4. Others | 8 | 8 | — |
| Sub-order 4.—Ornaments, Minor Art Products, and Small Wares. | | | |
| 1. Carver in Wood, Stone, Bone, Ivory, or other Materials (Sculptor excepted). | 10 | 9 | 1 |
| 2. Modeller, Image-maker | 1 | 1 | — |
| 3. Taxidermist | — | — | — |
| 4. Toy-maker..... | — | — | — |
| 5. Basket and Wickerware-maker | 22 | 22 | — |
| 6. Artificial Flower and other Workers in Minor Art Products | — | — | — |
| Sub-order 5.—Equipment for Sports and Games. | | | |
| 1. Billiard and Bagatelle Table Equipment Maker | — | — | — |
| 2. Maker of Cricket, Croquet, Baseball, Lawn Tennis Equipment..... | — | — | — |
| 3. Gymnasium Equipment Maker | — | — | — |
| 4. Sportsmen's Fishing-tackle Maker..... | — | — | — |
| 5. Others | — | — | — |
| Sub-order 6.—Designs, Medals, Type, and Dyes. | | | |
| 1. Type-maker, Founder | — | — | — |
| 2. Stamp, Die, Medal Maker | — | — | — |
| 3. Pattern Designer, Maker..... | 9 | 9 | — |
| 4. Rubber-Stamp Maker | — | — | — |
| 5. Others | — | — | — |
| Sub-order 7.—Watches, Clocks, and Scientific Instruments. | | | |
| 1. Chronometer, Watch, Clock-maker | 109 | 107 | 2 |
| 2. Scientific Instrument Maker | — | — | — |
| 3. Optician..... | 2 | 2 | — |
| 4. Others | — | — | — |
| Sub-order 8.—Surgical Instruments and Appliances. | | | |
| 1. Surgical Instrument Maker..... | — | — | — |
| 2. Surgical Appliance, Truss, Bandage Maker | — | — | — |
| 3. Others | — | — | — |
| Sub-order 9.—Arms and Explosives. | | | |
| 1. Armourer, Gunsmith | 5 | 5 | — |
| 2. Torpedo Maker | — | — | — |
| 3. Powder and other Explosive Compound Maker..... | — | — | — |
| 4. Fuse, Cartridge Maker | — | — | — |
| 5. Shot Maker | 1 | 1 | — |
| 6. Pyrotechnist, Fireworks Maker | — | — | — |
| 7. Others | — | — | — |

TABLE XIV.—Classification of Occupations—*continued*.

| | Persons. | Males. | Females. |
|--|----------|--------|----------|
| Sub-order 10.—Machines, Tools, and Implements. | | | |
| 1. Engine, Boiler Maker | 1 | 1 | — |
| 2. Millwright..... | 4 | 4 | — |
| 3. Agricultural Machinery and Implement Maker | 1 | 1 | — |
| 4. Sewing Machine Maker..... | — | — | — |
| 5. Cutlery, Tools Maker | 1 | 1 | — |
| 6. Gas, Water, Meter Maker | 1 | 1 | — |
| 7. Scale Maker | — | — | — |
| 8. Others..... | 5 | 5 | — |
| Sub-order 11.—Carriages and Vehicles. | | | |
| 1. Railway Carriage, Waggon, Trolly Builder, Maker | 15 | 15 | — |
| 2. Road Carriage, Waggon, Cart, Vehicle, Barrow Builder, Maker | 156 | 156 | — |
| 3. Bicycle, Perambulator, Wheel-chair Maker | — | — | — |
| 4. Wheelwright..... | 130 | 130 | — |
| 5. Others..... | — | — | — |
| Sub-order 12.—Harness, Saddlery, and Leatherware. | | | |
| 1. Saddlery and Harness Maker..... | 102 | 102 | — |
| 2. Leather Belt, Whip, Satchel Maker..... | 3 | 3 | — |
| 3. Leather-cutter, Designer | 3 | 2 | 1 |
| 4. Portmanteau Maker..... | 2 | 2 | — |
| 5. Leather Tanner, Currier, Manufacturer | 120 | 120 | — |
| 6. Others..... | — | — | — |
| Sub-order 13.—Ships, Boats, and their Equipment. | | | |
| 1. Shipwright, Boat Builder, Designer, Worker..... | 98 | 98 | — |
| 2. Ship-rigger | 3 | 3 | — |
| 3. Block, Oar, Mast Maker | — | — | — |
| 4. Sail Maker | — | — | — |
| 5. Others | — | — | — |
| Sub-order 14.—Furniture. | | | |
| 1. Furniture Maker, Cabinet-maker, Upholsterer, French Polisher | 201 | 198 | 3 |
| 2. Bed, Bed Mattrass, Hammock Maker | 36 | 31 | 5 |
| 3. Undertaker, Coffin Maker | 8 | 7 | 1 |
| 4. Others | 5 | 5 | — |
| Sub-order 15.—Chemicals and By-Products. | | | |
| 1. Manufacturing Chemist | — | — | — |
| 2. Match, Ink, Blacking Maker..... | 1 | 1 | — |
| 3. Salt, Soda, Alkali, Starch, Blue Maker | — | — | — |
| 4. Chemical Manure Maker | 1 | 1 | — |
| 5. Eucalyptus Oil Maker..... | — | — | — |
| 6. Others | — | — | — |
| Order 15.—Persons engaged in connection with the Manufacture, or in Repairs, Cleansing, or in other Processes relating to Textile Fabrics, Dress, and Fibrous Materials. | | | |
| Sub-order 1.—Textile Fabrics. | | | |
| 1. Cotton Manufacturer, Spinner, and other Workers (all branches)..... | 1 | 1 | — |
| 2. Woollen Manufacturer, Spinner, and other Workers (all branches)..... | 43 | 18 | 25 |
| 3. Silk Manufacturer, Spinner, and other Workers (all branches)..... | — | — | — |
| 4. Dyer, Scourer, Calenderer..... | 10 | 8 | 2 |
| 5. Others | 5 | 4 | 1 |
| Sub-order 2.—Dress. | | | |
| 1. Clothing Manufacturer, Tailor, Tailoress, Dressmaker, Sewing Machinist, Cutter, Fitter | 1775 | 279 | 1496 |
| 2. Hatter, Cap, Bonnet Maker..... | 105 | 10 | 95 |
| 3. Sock, Stocking Maker, Knitter | — | — | — |
| 4. Glove Maker..... | — | — | — |
| 5. Furrier, Rug Maker..... | 3 | 2 | 1 |
| 6. Boot, Shoe Manufacturer, Maker, Repairer, Cutter, Sewing Machinist..... | 834 | 781 | 53 |
| 7. Umbrella, Fan, Parasol Maker, Mender..... | 3 | 3 | — |
| 8. Feather Dresser, Glove Cleaner..... | 3 | — | 3 |
| 9. Others | — | — | — |

TABLE XIV.—Classification of Occupations—*continued*.

| | <i>Persons.</i> | <i>Males.</i> | <i>Females.</i> |
|--|-----------------|---------------|-----------------|
| Sub-order 3.—Fibrous Materials. | | | |
| 1. Mat, Matting Maker..... | — | — | — |
| 2. Rope, Cord Maker..... | 2 | 2 | — |
| 3. Canvas, Sailcloth Maker..... | 18 | 18 | — |
| 4. Tent, Taurpaulin Maker..... | 1 | 1 | — |
| 5. Bag, Sack, Sacking Maker..... | — | — | — |
| 6. Others..... | — | — | — |
| Order 16.—Persons engaged in connection with the Manufacture, or in other Processes relating to Food, Drink, Narcotics, and Stimulants. | | | |
| Sub-order 1.—Animal Food. | | | |
| 1. Slaughter-house Keeper, Slaughterman..... | 12 | 11 | 1 |
| 2. Sausage Maker, Ham-curer, Meat Preserver..... | 2 | 2 | — |
| 3. Fish-curer..... | 3 | 3 | — |
| 4. Cheese, Butter Maker, Milk Preserver..... | — | — | — |
| 5. Animal Food Refrigerator..... | — | — | — |
| 6. Others..... | — | — | — |
| Sub-order 2.—Vegetable Food. | | | |
| 1. Miller, Meal, Flour Worker..... | 118 | 118 | — |
| 2. Baker, Pastry Maker..... | 378 | 355 | 23 |
| 3. Fruit Preserver..... | 82 | 67 | 15 |
| 4. Confectionery Maker..... | 60 | 39 | 21 |
| 5. Sugar-mill Owner, Refiner..... | 2 | 2 | — |
| 6. Others..... | — | — | — |
| Sub-order 3.—Drinks, Narcotics, and Stimulants. | | | |
| 1. Brewer, Bottler, and others engaged in connection with Brewing..... | 82 | 81 | 1 |
| 2. Maltster..... | 8 | 8 | — |
| 3. Distiller and Rectifier of Spirits, Bottler..... | 1 | 1 | — |
| 4. Wine Manufacturer, Bottler..... | — | — | — |
| 5. Ginger-beer, Soda-water, Mineral Water, Cordial Manufacturer..... | 63 | 63 | — |
| 6. Coffee, Chicory Roaster..... | — | — | — |
| 7. Tea Mixer, Taster..... | — | — | — |
| 8. Tobacco, Cigar, Cigarette, Snuff, Opium Manufacturer..... | 1 | 1 | — |
| 9. Ice Manufacturer..... | — | — | — |
| 10. Spice, Mustard, Pepper Maker..... | 2 | 2 | — |
| 11. Pickle, Sauce Maker..... | 1 | 1 | — |
| 12. Others..... | — | — | — |
| Order 17.—Persons, not otherwise classed, engaged in connection with Manufactures or other Processes connected with Animal and Vegetable Substances. | | | |
| Sub-order 1.—Animal Matters (not otherwise classed). | | | |
| 1. Soap-boiler..... | 35 | 33 | 2 |
| 2. Tallow-melter, Boiler-down (not Meat Preserver)..... | 1 | 1 | — |
| 3. Fellmonger..... | 37 | 37 | — |
| 4. Bone Manure Dust Manufacturer..... | 6 | 6 | — |
| 5. Others..... | 1 | 1 | — |
| Sub-order 2.—Working in Wood. | | | |
| 1. Firewood, Billet Chopper..... | 7 | 7 | — |
| 2. Fencer, Hurdlemaker..... | 102 | 102 | — |
| 3. Bark-mill Owner, Worker..... | 45 | 44 | 1 |
| 4. Cooper..... | 37 | 37 | — |
| 5. Saw-mill Owner, Sawyer..... | 487 | 486 | 1 |
| 6. Others..... | 22 | 19 | 3 |
| Sub-order 3.—Workers in Vegetable Produce for Fodder. | | | |
| 1. Chaff Cutter..... | 7 | 7 | — |
| 2. Corn Crusher..... | — | — | — |
| 3. Oil and Seed Cake Makers..... | — | — | — |
| 4. Others..... | — | — | — |
| Sub-order 4.—Paper Manufacturers. | | | |
| 1. Paper Makers, Labourers..... | 1 | 1 | — |

TABLE XIV.—Classification of Occupations—*continued*.

| | Persons. | Males. | Females. |
|---|----------|--------|----------|
| Order 18.—Persons engaged in the Alteration, Modification, or Manufacture, or in other Processes relating to Metals or Mineral Matters. | | | |
| Sub-order 1.—In the conversion of Coal and other Mineral Substances to purposes of Heat, Light, or forms of energy not otherwise classed. | | | |
| 1. Gas Manufacturer, Officer, Clerk, Workman..... | 101 | 101 | — |
| 2. Coke Manufacturer..... | — | — | — |
| 3. Electric Light or Energy Producer, Officer, Clerk..... | 1 | 1 | — |
| 4. Charcoal-burner | 5 | 5 | — |
| 5. Others | — | — | — |
| Sub-order 2.—Manufactures and Processes related to Stone, Clay, Earthenware, Glass, and Minerals not otherwise classed. | | | |
| 1. Stone Cutter, Dresser, Breaker (not engaged in Houses or Buildings)..... | — | — | — |
| 2. Limeburner | 20 | 20 | — |
| 3. Plaster, Cement Maker..... | — | — | — |
| 4. Brick, Tile Maker | 181 | 180 | 1 |
| 5. Pottery Maker | 28 | 28 | — |
| 6. Glass Manufacturer, Worker | 2 | 2 | — |
| 7. China, Earthenware Maker, Mender | 3 | 3 | — |
| 8. Asphalt and Pitch Manufacturer | 1 | 1 | — |
| 9. Asbestos Manufacturer..... | — | — | — |
| 10. Others | — | — | — |
| Sub-order 3.—Gold, Silver, and Precious Stones. | | | |
| 1. Goldsmith, Silversmith, Jeweller | 38 | 38 | — |
| 2. Lapidary, Precious Stones Worker..... | 2 | 2 | — |
| 3. Electro-plater, Plater | — | — | — |
| 4. Persons employed in Minting Gold | — | — | — |
| 5. Others | — | — | — |
| Sub-order 4.—Metals other than Gold and Silver. | | | |
| 1. Copper-smith, Worker..... | 4 | 4 | — |
| 2. Tin, Zinc Worker..... | 94 | 93 | 1 |
| 3. Lead, Antimony Worker..... | — | — | — |
| 4. Malleable Iron Manufacturer, Worker, Roller, Smelter, Puddler | 21 | 21 | — |
| 5. Engineer, Fitter, Iron Turner, Boiler Maker, Brazier | 110 | 110 | — |
| 6. Cast-iron Founder, Moulder, Worker..... | 97 | 97 | — |
| 7. Blacksmith, Farrier, Whitesmith | 768 | 768 | — |
| 8. Brass-founder, Moulder, Worker | 9 | 9 | — |
| 9. Locksmith..... | 4 | 4 | — |
| 10. Others | 1 | 1 | — |
| Order 19.—Persons engaged in the Construction or Repair of Buildings, Roads, Railways, Canals, Docks, Earthworks, &c. in the disposal of Silt, Dead Matter, or Refuse, or in operations the nature of which is undefined. | | | |
| Sub-order 1.—Houses and Buildings. | | | |
| 1. Master Builder, Contractor, Measurer, Foreman, Clerk | 249 | 249 | — |
| 2. Mason, Hewer, Hodman, Mason's Labourer..... | 216 | 216 | — |
| 3. Bricklayer, Bricklayer's Labourer, Hodman..... | 205 | 205 | — |
| 4. Carpenter, Joiner, Turner, Carpenter's Labourer..... | 1490 | 1490 | — |
| 5. Slater, Shingler, Slater's Labourer | 7 | 7 | — |
| 6. Plasterer, Plasterer's Labourer | 170 | 170 | — |
| 7. House Painter, Paper-hanger, Glazier | 345 | 345 | — |
| 8. House Plumber, Bell-hanger | 61 | 61 | — |
| 9. Others | — | — | — |
| Sub-order 2.—Roads, Railways, Earthworks, &c., or Undefined. | | | |
| 1. Contractor | 368 | 368 | — |
| 2. Skilled Assistant, Foreman, Inspector, Time-keeper, Clerk | 72 | 72 | — |
| 3. Carter, Waggoner..... | — | — | — |
| 4. Engine-driver, Fireman | 42 | 42 | — |
| 5. Navy, Labourer, Excavator | 1795 | 1795 | — |
| 6. Stone-breaking Machine Worker, Stone Breaker..... | 10 | 10 | — |
| 7. Dredge Worker, Diving Bell Worker | 5 | 5 | — |
| 8. Drainer | 3 | 3 | — |
| 9. Others | — | — | — |

TABLE XIV.—Classification of Occupations—*continued*.

| | <i>Persons.</i> | <i>Males.</i> | <i>Females.</i> |
|--|-----------------|---------------|-----------------|
| Sub-order 3.—Disposition of Dead Matter or Refuse. | | | |
| 1. Cemetery Keeper, Grave-digger, Labourer | 5 | 5 | — |
| 2. Scavenger, Street Cleaner | 97 | 97 | — |
| 3. Chimney Sweep | 14 | 14 | — |
| 4. Nightman, Night-cart Driver | 12 | 12 | — |
| 5. Others | — | — | — |
| Order 20.—Industrial Workers imperfectly defined. | | | |
| Sub-order 1.—Imperfectly defined. | | | |
| 1. Mechanic, Manufacturer (so defined) | 7 | 7 | — |
| 2. Factory Worker, undefined | 3 | 3 | — |
| 3. Engineer, Engine-driver, Stoker, undefined | 353 | 353 | — |
| 4. Carter, Waggoner, Horse-driver, undefined | 761 | 761 | — |
| 5. Labourer, undefined | 2216 | 2216 | — |
| 6. Others | 50 | 10 | 40 |
| CLASS V.—AGRICULTURAL, PASTORAL, MINERAL, AND OTHER PRIMARY PRODUCERS. | | | |
| Order 21.—Persons directly engaged in the cultivation of Land, or in Rearing or Breeding Animals, or in obtaining Raw Products from Natural Sources. | | | |
| Sub-order 1.—Agricultural Pursuits. | | | |
| 1. Farmer, Farmer's wife assisting | 9009 | 7920 | 1089 |
| 2. Farm Bailiff, Overseer | 84 | 84 | — |
| 3. Farm Servant, Agricultural Labourer | 5140 | 5140 | — |
| 4. Market Gardener | 7 | — | 7 |
| 5. Fruit-grower, Horticulturist, Overseer, Gardener | 1225 | 1147 | 78 |
| 6. Hop, Cotton, Tea, Coffee, Grower, Picker, Labourer | 564 | 291 | 273 |
| 7. Tobacco Grower | — | — | — |
| 8. Wine Grower, Vignerons | 1 | 1 | — |
| 9. Others | 1 | 1 | — |
| Sub-order 2.—Pastoral Pursuits. | | | |
| 1. Stock-breeder, Squatter, Grazier (Wife assisting) | 1309 | 1169 | 140 |
| 2. Station Overseer, Manager | 95 | 95 | — |
| 3. Stock-rider, Drover, Herd-feeder, Shearer, and Pastoral Labourer | 591 | 591 | — |
| 4. Dairy Farmer | 434 | 180 | 254 |
| 5. Milkers and others connected with the Dairy | 12 | 1 | 11 |
| 6. Others | 6 | 4 | 2 |
| Sub-order 3.—Fisheries, the capture, preservation, or destruction of Wild Animals, or the acquisition of Products yielded by Wild Animals. | | | |
| 1. Fisheries Inspector, Bailiff, Officer | — | — | — |
| 2. Fisherman | 124 | 123 | 1 |
| 3. Crab, Crayfish, Shrimp, Shellfish Capturer, Collector | — | — | — |
| 4. Engaged in Whale, Seal, Porpoise Fishery pursuits (all branches) | — | — | — |
| 5. Hunter, Trapper, Rabbit-catcher, Fowler, Bee-hunter | 309 | 309 | — |
| 6. Others | 78 | 54 | 24 |
| Sub-order 4.—Forestry, or the acquisition of Raw Products yielded by Natural Vegetation. | | | |
| 1. Director, Overseer, Bailiff, and others engaged in Forestry | 1 | 1 | — |
| 2. Woodsman, Axeman, Lumberer, Timber-getter | 524 | 522 | 2 |
| 3. Bark-stripper, Collector | 20 | 20 | — |
| 4. Collectors of Pith and Fibre-yielding Plants | — | — | — |
| 5. Others | — | — | — |

TABLE XIV.—Classification of Occupations—*continued*.

| | <i>Persons.</i> | <i>Males.</i> | <i>Females.</i> |
|--|-----------------|---------------|-----------------|
| Sub-order 5.—Engaged in the Conservancy of Water in all its forms and in Water Supply from Natural Sources. | | | |
| 1. Officer, Clerk, Caretaker, Workman connected with the Conservancy and Supply of Water | 46 | 46 | — |
| 2. Others | — | — | — |
| Sub-order 6.—Mines, Quarries, or the acquisition of Natural Mineral Products. | | | |
| 1. Officer of Department of Mines | 8 | 8 | — |
| 2. Mine Proprietor, Overseer, Miner, Clerk, and others engaged in Gold Mining (lode) | 413 | 412 | 1 |
| 3. Ditto engaged in Gold Mining (alluvial) | 62 | 62 | — |
| 4. Ditto engaged in Tin Ore Mining (lode) | 264 | 264 | — |
| 5. Ditto engaged in Tin Mining (alluvial) | 1109 | 1109 | — |
| 6. Ditto engaged in Silver and Silver-Lead Mining | 1371 | 1371 | — |
| 7. Ditto engaged in Coal Mining | 212 | 212 | — |
| 8. Ditto engaged in Iron Ore | — | — | — |
| 9. Ditto engaged in other kinds of Minerals | 222 | 222 | — |
| 10. Quarry Proprietor, Overseer, Clerk | 3 | 3 | — |
| 11. Quarryman, Labourer, and others engaged in quarries..... | 83 | 83 | — |
| 12. Others..... | 241 | 241 | — |
| CLASS VI.—INDEFINITE. | | | |
| Order 22.—Persons whose occupations are undefined or unknown, embracing those who derive incomes from sources which cannot be directly related to any other class. | | | |
| Sub-order 1.—Persons of independent means having no specific occupation or undefined. | | | |
| 1. Pensioner..... | 77 | 69 | 8 |
| 2. Annuitant | 336 | 129 | 207 |
| 3. Independent means, Lady, Gentleman (so returned) | 258 | 51 | 207 |
| Sub-order 2.—Others undefined, both as regards means and particular occupation. | | | |
| 1. Manager, Assistant, Apprentice, Partner, Proprietor, Employer, Overlooker, Foreman (so returned) | 8 | 8 | — |
| 2. Others | 457 | 310 | 147 |
| CLASS VII.—DEPENDANTS. | | | |
| Order 23.—Persons dependent upon Natural Guardians. | | | |
| Sub-order 1.—Domestic duties for which remuneration is not paid. | | | |
| 1. Wife | 19,130 | — | 19,130 |
| 2. Son, Daughter, Relative | 6158 | — | 6158 |
| 3. Visitor | 324 | — | 324 |
| 4. Others | 237 | — | 237 |
| Sub-order 2.—Dependent Scholars and Students. | | | |
| 1. Son, Daughter, Relative supported at Universities, &c.* | 103 | 55 | 48 |
| 2. Son, Daughter, Relative at School..... | 25,863 | 13,195 | 12,668 |
| 3. Child, Relative at home | 394 | 188 | 206 |
| Sub-order 3.—Dependent Relatives not stated to be performing domestic duties. | | | |
| 1. Father, Mother (dependent upon Children)..... | 527 | 128 | 399 |
| 2. Son, Daughter, Relative | 29,672 | 13,872 | 15,800 |
| 3. Visitor | 703 | 57 | 646 |
| 4. Others | 352 | 108 | 244 |

* Excluding those following special professional pursuits grouped under Class I.

TABLE XIV.—Classification of Occupations—*continued*.

| | <i>Persons.</i> | <i>Males.</i> | <i>Females.</i> |
|---|-----------------|---------------|-----------------|
| Order 24.—Persons dependent upon the State or upon Public or Private Support. | | | |
| Sub-order 1.—Supported by Voluntary and State contributions. | | | |
| 1. Inmate of Hospital | 215 | 138 | 77 |
| 2. „ Benevolent Asylum | 730 | 534 | 196 |
| 3. „ Lunatic Asylum | 350 | 186 | 164 |
| 4. „ Orphan Asylum (including those boarded out) | 110 | 51 | 59 |
| 5. „ Industrial School | 109 | 40 | 69 |
| 6. „ Alms House | — | — | — |
| 7. „ Refuge | 4 | — | 4 |
| 8. Pauper, Beggar | 77 | 20 | 57 |
| 9. Others | 8 | 8 | — |
| Sub-order 2.—Criminal Class. | | | |
| 1. Inmate of Gaol or Penal Establishment | 171 | 146 | 25 |
| 2. „ Watch-house | 2 | 1 | 1 |
| 3. „ Reformatory | 17 | — | 17 |
| 4. Others..... | — | — | — |

NOTE 1.—In all cases under Classes II., III., IV., V., VI., those engaged as Agents or Assistants are included within the sub-group to which they are related.

NOTE 2.—All persons who are both producers and dealers or sellers are classed as producers only, under Class V. All persons who are both manufacturers and dealers are grouped as Industrial, under Class IV.

General Summary—

TABLE XV.—Showing the Numbers of Persons, Males, and Females living in the Cities of Hobart and to Age-periods

| Class. | Sub-Class. | Occupations. | City of Hobart. | | | | | | | | | | | |
|--------|------------|---|--------------------|-----------------|--------|------|------|------|--------------|------------|-----------|-------------------------|--------------|------|
| | | | Total. | Periods of Age. | | | | | | | Employer. | Engaged on own account. | Wage-earner. | |
| | | | | -5. | -15. | -20. | -45. | -65. | 65 and over. | Undefined. | | | | |
| I-VII. | | DIVISIONS. | | | | | | | | | | | | |
| | | All Classes | Males | 12,125 | 1599 | 2792 | 1109 | 4693 | 1370 | 561 | 1 | 707 | 1013 | 5542 |
| | | | Females | 12,780 | 1595 | 2869 | 1304 | 4870 | 1624 | 511 | 7 | 77 | 675 | 125 |
| I-VI. | | | Breadwinners | Persons | 24,905 | 3194 | 5661 | 2413 | 9563 | 2994 | 1072 | 8 | 784 | 1688 |
| | | Males | | 7622 | ... | 278 | 983 | 4554 | 1329 | 477 | 1 | 707 | 1013 | 5542 |
| | | Females | | 3087 | ... | 149 | 622 | 1537 | 560 | 213 | 6 | 77 | 675 | 125 |
| VII. | | Dependants | Persons | 10,709 | ... | 427 | 1605 | 6091 | 1889 | 690 | 7 | 784 | 1688 | 5667 |
| | | | Males | 4503 | 1599 | 2514 | 126 | 139 | 41 | 84 | ... | ... | ... | ... |
| | | | Females | 9693 | 1595 | 2720 | 682 | 3333 | 1064 | 298 | 1 | ... | ... | ... |
| | | | Persons | 14,196 | 3194 | 5234 | 808 | 3472 | 1105 | 382 | 1 | ... | ... | ... |
| | | CLASSES AND SUB-CLASSES. | | | | | | | | | | | | |
| I. | | Professional | Males | 774 | ... | 9 | 92 | 476 | 171 | 26 | ... | 49 | 78 | 636 |
| | | | Females | 326 | ... | ... | 30 | 198 | 78 | 20 | ... | 4 | 49 | 256 |
| | | | Persons | 1100 | ... | 9 | 122 | 674 | 249 | 46 | ... | 53 | 127 | 892 |
| II. | | Domestic | Males | 345 | ... | 11 | 44 | 195 | 62 | 33 | ... | 43 | 82 | 211 |
| | | | Females | 1485 | ... | 98 | 342 | 776 | 210 | 59 | ... | 22 | 138 | 1255 |
| | | | Persons | 1830 | ... | 109 | 386 | 971 | 272 | 92 | ... | 65 | 220 | 1466 |
| III. | | Commercial | Males | 2763 | ... | 97 | 285 | 1734 | 465 | 182 | ... | 271 | 505 | 1920 |
| | | | Females | 401 | ... | 7 | 22 | 149 | 144 | 79 | ... | 20 | 219 | 110 |
| | | | Persons | 3164 | ... | 104 | 307 | 1883 | 609 | 261 | ... | 291 | 724 | 2030 |
| A | | Property & Finance | Males | 363 | ... | 1 | 29 | 166 | 88 | 79 | ... | 34 | 192 | 135 |
| | | | Females | 168 | ... | ... | ... | 43 | 69 | 56 | ... | 8 | 159 | ... |
| | | | Persons | 531 | ... | 1 | 29 | 209 | 157 | 135 | ... | 42 | 351 | 135 |
| B | | Trade | Males | 1216 | ... | 40 | 152 | 700 | 254 | 70 | ... | 198 | 230 | 755 |
| | | | Females | 217 | ... | 7 | 22 | 97 | 69 | 22 | ... | 12 | 60 | 95 |
| | | | Persons | 1433 | ... | 47 | 174 | 797 | 323 | 99 | ... | 210 | 290 | 850 |
| C D | | Storage, Transport, & Communication ... | Males | 1184 | ... | 56 | 104 | 868 | 123 | 33 | ... | 39 | 83 | 1029 |
| | | | Females | 16 | ... | ... | ... | 9 | 6 | 1 | ... | ... | ... | 15 |
| | | | Persons | 1200 | ... | 56 | 104 | 877 | 129 | 34 | ... | 39 | 83 | 1044 |
| IV. | | Industrial | Males | 3220 | ... | 155 | 531 | 1884 | 503 | 147 | ... | 286 | 220 | 2522 |
| | | | Females | 712 | ... | 43 | 226 | 376 | 57 | 10 | ... | 25 | 119 | 537 |
| | | | Persons | 3932 | ... | 198 | 757 | 2260 | 560 | 157 | ... | 311 | 339 | 3059 |
| V. | | Agricultural, Pastoral, Mineral, and other Primary Producers... | Males | 401 | ... | 6 | 24 | 225 | 93 | 53 | ... | 57 | 73 | 218 |
| | | | Females | 11 | ... | 1 | 1 | 4 | 3 | 2 | ... | 1 | 3 | 2 |
| | | | Persons | 412 | ... | 7 | 25 | 229 | 96 | 55 | ... | 58 | 76 | 220 |
| VI. | | Indefinite | Males | 119 | ... | ... | 7 | 40 | 35 | 36 | 1 | 1 | 55 | 35 |
| | | | Females | 152 | ... | ... | 1 | 34 | 68 | 43 | 6 | 5 | 147 | ... |
| | | | Persons | 271 | ... | ... | 8 | 74 | 103 | 79 | 7 | 6 | 202 | 35 |
| VII. | | Dependants | Males | 4503 | 1599 | 2514 | 126 | 139 | 41 | 84 | ... | ... | ... | ... |
| | | | Females | 9693 | 1595 | 2720 | 682 | 3333 | 1064 | 298 | 1 | ... | ... | ... |
| | | | Persons | 14,196 | 3194 | 5234 | 808 | 3472 | 1105 | 382 | 1 | ... | ... | ... |

Ages and Grades.

Launceston, belonging to the various Classes and principal Sub-Classes of Occupations, arranged according to Grades.

| | | | | City of Launceston. | | | | | | | | | | | | | | |
|----------------------|-------------|-------------|------------|---------------------|-----------------|------|------|------|------|--------------|------------|-----------|-------------------------|----------------------|--------------|-------------|-------------|------------|
| Grade. | | | | Total. | Periods of Age. | | | | | | | Grade. | | | | | | |
| Relative as-sisting. | Unemployed. | Dependants. | Undefined. | | -5. | -15. | -20. | -45. | -65. | 65 and over. | Undefined. | Employer. | Engaged on own account. | Relative as-sisting. | Wage-earner. | Unemployed. | Dependants. | Undefined. |
| 50 | 295 | 4503 | 15 | 8397 | 1139 | 2015 | 804 | 2974 | 943 | 522 | ... | 471 | 732 | 48 | 3589 | 229 | 3306 | 22 |
| 2160 | 50 | 9693 | ... | 8811 | 1147 | 1971 | 966 | 3349 | 1038 | 339 | 1 | 42 | 454 | 101 | 1583 | 63 | 6568 | ... |
| 2210 | 345 | 14,196 | 15 | 17,208 | 2286 | 3986 | 1770 | 6323 | 1981 | 861 | 1 | 513 | 1186 | 149 | 5172 | 292 | 9874 | 22 |
| 50 | 295 | ... | 15 | 5091 | ... | 208 | 726 | 2932 | 899 | 326 | ... | 471 | 732 | 48 | 3589 | 229 | ... | 22 |
| 2160 | 50 | ... | ... | 2243 | ... | 91 | 566 | 1172 | 294 | 120 | ... | 42 | 454 | 101 | 1583 | 63 | ... | ... |
| 2210 | 345 | ... | 15 | 7334 | ... | 299 | 1292 | 4104 | 1193 | 446 | ... | 513 | 1186 | 149 | 5172 | 292 | ... | 22 |
| ... | ... | 4503 | ... | 3306 | 1139 | 1807 | 78 | 42 | 44 | 196 | ... | ... | ... | ... | ... | ... | 3306 | ... |
| ... | ... | 9693 | ... | 6568 | 1147 | 1880 | 400 | 2177 | 744 | 219 | 1 | ... | ... | ... | ... | ... | 6568 | ... |
| ... | ... | 14,196 | ... | 9874 | 2286 | 3687 | 478 | 2219 | 788 | 415 | 1 | ... | ... | ... | ... | ... | 9874 | ... |
| 1 | 10 | ... | ... | 350 | ... | 8 | 52 | 221 | 59 | 10 | ... | 42 | 33 | 1 | 266 | 8 | ... | ... |
| 7 | 10 | ... | ... | 183 | ... | 1 | 29 | 124 | 26 | 3 | ... | 6 | 46 | 3 | 122 | 6 | ... | ... |
| 8 | 20 | ... | ... | 533 | ... | 9 | 81 | 345 | 85 | 13 | ... | 48 | 79 | 4 | 388 | 14 | ... | ... |
| 5 | 4 | ... | ... | 208 | ... | 7 | 26 | 105 | 57 | 13 | ... | 27 | 39 | 1 | 134 | 7 | ... | ... |
| 46 | 24 | ... | ... | 1132 | ... | 62 | 294 | 618 | 127 | 31 | ... | 9 | 77 | 55 | 959 | 32 | ... | ... |
| 51 | 28 | ... | ... | 1340 | ... | 69 | 320 | 723 | 184 | 44 | ... | 36 | 116 | 56 | 1093 | 39 | ... | ... |
| 17 | 46 | ... | 4 | 1872 | ... | 82 | 241 | 1091 | 341 | 117 | ... | 198 | 380 | 14 | 1219 | 50 | ... | 11 |
| 52 | ... | ... | ... | 279 | ... | 4 | 38 | 116 | 72 | 49 | ... | 6 | 151 | 27 | 92 | 3 | ... | ... |
| 69 | 46 | ... | 4 | 2151 | ... | 86 | 279 | 1207 | 413 | 166 | ... | 204 | 531 | 41 | 1311 | 53 | ... | 11 |
| 1 | 1 | ... | ... | 263 | ... | 2 | 18 | 109 | 74 | 60 | ... | 19 | 123 | ... | 110 | ... | ... | 11 |
| 1 | ... | ... | ... | 105 | ... | ... | ... | 16 | 50 | 39 | ... | ... | 105 | ... | ... | ... | ... | ... |
| 2 | 1 | ... | ... | 368 | ... | 2 | 18 | 125 | 124 | 99 | ... | 19 | 228 | ... | 110 | ... | ... | 11 |
| 14 | 15 | ... | 4 | 1021 | ... | 50 | 171 | 588 | 174 | 38 | ... | 145 | 207 | 14 | 628 | 27 | ... | ... |
| 50 | ... | ... | ... | 168 | ... | 4 | 38 | 94 | 22 | 10 | ... | 6 | 46 | 27 | 86 | 3 | ... | ... |
| 64 | 15 | ... | 4 | 1189 | ... | 54 | 209 | 682 | 196 | 48 | ... | 151 | 253 | 41 | 714 | 30 | ... | ... |
| 2 | 30 | ... | ... | 588 | ... | 30 | 52 | 394 | 93 | 19 | ... | 34 | 50 | ... | 481 | 23 | ... | ... |
| 1 | ... | ... | ... | 6 | ... | ... | ... | 6 | ... | ... | ... | ... | ... | ... | 6 | ... | ... | ... |
| 3 | 30 | ... | ... | 594 | ... | 30 | 52 | 400 | 93 | 19 | ... | 34 | 50 | ... | 487 | 23 | ... | ... |
| 22 | 165 | ... | 5 | 2205 | ... | 96 | 372 | 1306 | 327 | 104 | ... | 176 | 177 | 15 | 1743 | 94 | ... | ... |
| 15 | 16 | ... | ... | 532 | ... | 24 | 200 | 278 | 26 | 4 | ... | 20 | 79 | 14 | 397 | 22 | ... | ... |
| 37 | 181 | ... | 5 | 2737 | ... | 120 | 572 | 1584 | 353 | 108 | ... | 196 | 256 | 29 | 2140 | 116 | ... | ... |
| 5 | 47 | ... | 1 | 380 | ... | 8 | 26 | 199 | 95 | 52 | ... | 27 | 68 | 6 | 209 | 70 | ... | ... |
| 5 | ... | ... | ... | 16 | ... | ... | 3 | 8 | 5 | ... | ... | 1 | 6 | 2 | 7 | ... | ... | ... |
| 10 | 47 | ... | 1 | 396 | ... | 8 | 29 | 207 | 100 | 52 | ... | 28 | 74 | 8 | 216 | 70 | ... | ... |
| ... | 23 | ... | 5 | 76 | ... | 7 | 9 | 10 | 20 | 30 | ... | 1 | 35 | 11 | 18 | ... | ... | 11 |
| ... | ... | ... | ... | 101 | ... | ... | 2 | 28 | 38 | 33 | ... | ... | 95 | ... | 6 | ... | ... | ... |
| ... | 23 | ... | 5 | 177 | ... | 7 | 11 | 38 | 58 | 63 | ... | 1 | 130 | 11 | 24 | ... | ... | 11 |
| ... | ... | 4503 | ... | 3306 | 1139 | 1807 | 78 | 42 | 44 | 196 | ... | ... | ... | ... | ... | ... | 3306 | ... |
| ... | ... | 9693 | ... | 6568 | 1147 | 1880 | 400 | 2177 | 744 | 219 | 1 | ... | ... | ... | ... | ... | 6568 | ... |
| ... | ... | 14,196 | ... | 9874 | 2286 | 3687 | 478 | 2219 | 788 | 415 | 1 | ... | ... | ... | ... | ... | 9874 | ... |

Occupations of the People.—

TABLE XVI.—Showing the Number of Persons, Males, and Females living in the Colony and in the Cities of according to Age—

| Classification of Occupations. | The Colony of Tasmania. | | | | | | | | | | | | | |
|--|-------------------------|-----------------|------|------|------|------|--------------|-------------|-----------|-------------------------|--------------|-----------------------|-------------|-----|
| | Total. | Periods of Age. | | | | | | | Grade. | | | | | |
| | | -5. | -15. | -20. | -45. | -65. | 65 and over. | Not stated. | Employer. | Engaged on own account. | Wage-earner. | Relative assist- ing. | Unemployed. | |
| CLASS I.—PROFESSIONAL. | | | | | | | | | | | | | | |
| ORDER 1.—Persons engaged in Government, Defence, Law, and Protection, not otherwise classed. | | | | | | | | | | | | | | |
| Sub-Order 1.—General Government | M. | 272 | ... | 3 | 36 | 163 | 61 | 9 | ... | ... | ... | 272 | ... | ... |
| Sub-Order 2.—Local Government..... | M. | 57 | ... | 1 | 4 | 21 | 26 | 5 | ... | ... | ... | 57 | ... | ... |
| Sub-Order 3.—Defence | M. | 104 | ... | ... | 12 | 81 | 10 | 1 | ... | ... | ... | 104 | ... | ... |
| Sub-Order 4.—Law and Order | M. | 617 | ... | 2 | 57 | 388 | 152 | 18 | ... | 59 | 38 | 512 | 1 | 7 |
| | F. | 6 | ... | ... | 2 | 1 | 3 | ... | ... | ... | ... | 6 | ... | ... |
| | | 623 | ... | 2 | 59 | 389 | 155 | 18 | ... | 59 | 38 | 518 | 1 | 7 |
| ORDER 2.—Persons ministering to Religion, Charity, Health, Education, Art, and Science. | | | | | | | | | | | | | | |
| Sub-Order 1.—Religion | M. | 240 | ... | ... | ... | 132 | 83 | 25 | ... | 18 | 1 | 220 | ... | 1 |
| | F. | 27 | ... | ... | ... | 24 | 3 | ... | ... | ... | ... | 27 | ... | ... |
| | | 267 | ... | ... | ... | 156 | 86 | 25 | ... | 18 | 1 | 247 | ... | 1 |
| Sub-Order 2.—Charity, exclusive of Hospitals | M. | 21 | ... | 1 | 1 | 11 | 6 | 2 | ... | ... | ... | 21 | ... | ... |
| | F. | 42 | ... | ... | ... | 23 | 14 | 5 | ... | ... | ... | 42 | ... | ... |
| | | 63 | ... | 1 | 1 | 34 | 20 | 7 | ... | ... | ... | 63 | ... | ... |
| Sub-Order 3.—Health | M. | 301 | ... | 6 | 35 | 198 | 54 | 8 | ... | 48 | 96 | 153 | 1 | 3 |
| | F. | 189 | ... | ... | 8 | 84 | 74 | 23 | ... | ... | ... | 180 | ... | 9 |
| | | 490 | ... | 6 | 43 | 282 | 128 | 31 | ... | 48 | 96 | 333 | 1 | 12 |
| Sub-Order 4.—Literature | M. | 46 | ... | ... | ... | 42 | 4 | ... | ... | ... | 1 | 44 | ... | 1 |
| | F. | 3 | ... | ... | ... | 3 | ... | ... | ... | ... | 1 | 2 | ... | ... |
| | | 49 | ... | ... | ... | 45 | 4 | ... | ... | ... | 2 | 46 | ... | 1 |
| Sub-Order 5.—Science..... | M. | 21 | ... | ... | 1 | 19 | 1 | ... | ... | 3 | 9 | 9 | ... | ... |
| Sub-Order 6.—Civil and Mechanical Engineering, Archi- tecture, and Surveying..... | M. | 499 | ... | 4 | 56 | 339 | 89 | 10 | 1 | 63 | 34 | 384 | 6 | 12 |
| Sub-Order 7.—Education | M. | 296 | ... | 7 | 35 | 181 | 57 | 16 | ... | 11 | 21 | 258 | ... | 5 |
| | F. | 755 | ... | 6 | 86 | 572 | 81 | 10 | ... | 9 | 109 | 592 | 21 | 24 |
| | | 1051 | ... | 13 | 121 | 753 | 138 | 26 | ... | 20 | 130 | 850 | 21 | 29 |
| Sub-Order 8.—Fine Arts | M. | 87 | ... | ... | 17 | 62 | 8 | ... | ... | 10 | 30 | 44 | 1 | 2 |
| | F. | 30 | ... | ... | 5 | 20 | 5 | ... | ... | 1 | 12 | 12 | 3 | 2 |
| | | 117 | ... | ... | 22 | 82 | 13 | ... | ... | 11 | 42 | 56 | 4 | 4 |
| Sub-Order 9.—Music | M. | 42 | ... | 1 | 1 | 31 | 8 | 1 | ... | ... | 23 | 19 | ... | ... |
| | F. | 115 | ... | ... | 15 | 87 | 11 | 2 | ... | 1 | 49 | 63 | ... | 2 |
| | | 157 | ... | 1 | 16 | 118 | 19 | 3 | ... | 1 | 72 | 82 | ... | 2 |
| Sub-Order 10.—Amusements | M. | 112 | ... | 4 | 23 | 72 | 11 | 2 | ... | 1 | 13 | 94 | ... | 4 |
| | F. | 36 | ... | 1 | 9 | 26 | ... | ... | ... | 2 | 2 | 31 | ... | 1 |
| | | 148 | ... | 5 | 32 | 98 | 11 | 2 | ... | 3 | 15 | 125 | ... | 5 |

Ages and Grades.

Hobart and Launceston belonging to the various Classes, Orders, and Sub-Orders of Occupations, arranged Periods and Grades.

| | | Hobart. | | | | | | | | | | | | | Launceston. | | | | | | | | | | | | | | | |
|------------|-------------|---------|-----------------|------|------|------|------|--------------|-------------|-----------|-------------------------|--------------|-----------------|-------------|-------------|-----------------|-------------|-----|------|------|------|--------|--------------|-------------|-----------|-------------------------|--------------|----------------------|-------------|------------|
| | | Total. | Periods of Age. | | | | | | Grade. | | | | | | Total. | Periods of Age. | | | | | | Grade. | | | | | | | | |
| Dependant. | Not stated. | | -5. | -15. | -20. | -45. | -65. | 65 and over. | Not stated. | Employer. | Engaged on own account. | Wage-earner. | Relative asstg. | Unemployed. | | Dependant. | Not stated. | -5. | -15. | -20. | -45. | -65. | 65 and over. | Not stated. | Employer. | Engaged on own account. | Wage-earner. | Relative assist-ing. | Unemployed. | Dependant. |
| ... | ... | 141 | ... | 2 | 17 | 83 | 32 | 7 | ... | ... | ... | 141 | ... | ... | ... | 42 | ... | 1 | 8 | 28 | 5 | ... | ... | ... | ... | 42 | ... | ... | ... | ... |
| ... | ... | 14 | ... | ... | 2 | 7 | 5 | ... | ... | ... | ... | 14 | ... | ... | ... | 10 | ... | ... | 1 | 5 | 4 | ... | ... | ... | ... | 10 | ... | ... | ... | ... |
| ... | ... | 20 | ... | ... | 1 | 13 | 6 | ... | ... | ... | ... | 20 | ... | ... | ... | 1 | ... | ... | ... | ... | 1 | ... | ... | ... | ... | 1 | ... | ... | ... | ... |
| ... | ... | 208 | ... | 1 | 29 | 124 | 47 | 7 | ... | 19 | 13 | 173 | ... | 3 | ... | 89 | ... | ... | 9 | 55 | 22 | 3 | ... | 19 | 3 | 65 | ... | 2 | ... | ... |
| ... | ... | 2 | ... | ... | ... | ... | 2 | ... | ... | ... | ... | 2 | ... | ... | ... | 1 | ... | ... | ... | ... | 1 | ... | ... | ... | ... | 1 | ... | ... | ... | ... |
| ... | ... | 210 | ... | 1 | 29 | 124 | 49 | 7 | ... | 19 | 13 | 175 | ... | 3 | ... | 90 | ... | ... | 9 | 55 | 23 | 3 | ... | 19 | 3 | 66 | ... | 2 | ... | ... |
| ... | ... | ... | ... | ... | ... | ... | ... | ... | ... | ... | ... | ... | ... | ... | ... | ... | ... | ... | ... | ... | ... | ... | ... | ... | ... | ... | ... | ... | ... | ... |
| ... | ... | 41 | ... | ... | ... | 19 | 16 | 6 | ... | ... | ... | 40 | ... | 1 | ... | 27 | ... | ... | ... | 14 | 10 | 3 | ... | ... | ... | 27 | ... | ... | ... | ... |
| ... | ... | ... | ... | ... | ... | ... | ... | ... | ... | ... | ... | ... | ... | ... | ... | 12 | ... | ... | ... | 9 | 3 | ... | ... | ... | ... | 12 | ... | ... | ... | ... |
| ... | ... | 41 | ... | ... | ... | 19 | 16 | 6 | ... | ... | ... | 40 | ... | 1 | ... | 39 | ... | ... | ... | 23 | 13 | 3 | ... | ... | ... | 39 | ... | ... | ... | ... |
| ... | ... | 7 | ... | 1 | ... | 2 | 3 | 1 | ... | ... | ... | 7 | ... | ... | ... | 1 | ... | ... | ... | ... | ... | 1 | ... | ... | ... | 1 | ... | ... | ... | ... |
| ... | ... | 33 | ... | ... | ... | 18 | 10 | 5 | ... | ... | ... | 33 | ... | ... | ... | 4 | ... | ... | ... | 4 | ... | ... | ... | ... | ... | 4 | ... | ... | ... | ... |
| ... | ... | 40 | ... | 1 | ... | 20 | 13 | 6 | ... | ... | ... | 40 | ... | ... | ... | 5 | ... | ... | ... | 4 | ... | 1 | ... | ... | ... | 5 | ... | ... | ... | ... |
| ... | ... | 92 | ... | 1 | 14 | 54 | 20 | 3 | ... | 15 | 25 | 51 | ... | 1 | ... | 55 | ... | 3 | 9 | 37 | 6 | ... | ... | 9 | 11 | 33 | ... | 2 | ... | ... |
| ... | ... | 94 | ... | ... | 1 | 42 | 39 | 12 | ... | ... | ... | 87 | ... | 7 | ... | 21 | ... | ... | 6 | 6 | 9 | ... | ... | ... | ... | 20 | ... | 1 | ... | ... |
| ... | ... | 186 | ... | 1 | 15 | 96 | 59 | 15 | ... | 15 | 25 | 138 | ... | 8 | ... | 76 | ... | 3 | 15 | 43 | 15 | ... | ... | 9 | 11 | 53 | ... | 3 | ... | ... |
| ... | ... | 18 | ... | ... | ... | 16 | 2 | ... | ... | ... | ... | 18 | ... | ... | ... | 12 | ... | ... | ... | 11 | 1 | ... | ... | ... | ... | 12 | ... | ... | ... | ... |
| ... | ... | 1 | ... | ... | ... | 1 | ... | ... | ... | ... | ... | 1 | ... | ... | ... | ... | ... | ... | ... | ... | ... | ... | ... | ... | ... | ... | ... | ... | ... | ... |
| ... | ... | 19 | ... | ... | ... | 17 | 2 | ... | ... | ... | ... | 19 | ... | ... | ... | 12 | ... | ... | ... | 11 | 1 | ... | ... | ... | ... | 12 | ... | ... | ... | ... |
| ... | ... | 4 | ... | ... | ... | 3 | 1 | ... | ... | ... | ... | 4 | ... | ... | ... | 4 | ... | ... | 1 | 3 | ... | ... | ... | ... | 2 | 2 | ... | ... | ... | ... |
| ... | ... | 92 | ... | 1 | 11 | 63 | 17 | ... | ... | 7 | 4 | 80 | ... | 1 | ... | 24 | ... | ... | 4 | 14 | 5 | 1 | ... | 4 | 4 | 13 | 1 | 2 | ... | ... |
| ... | 1 | 44 | ... | ... | 8 | 22 | 12 | 2 | ... | 2 | 8 | 32 | ... | 2 | ... | 26 | ... | 3 | 8 | 13 | ... | 2 | ... | 6 | 2 | 18 | ... | ... | ... | ... |
| ... | ... | 128 | ... | ... | 16 | 89 | 21 | 2 | ... | 3 | 33 | 84 | 5 | 3 | ... | 98 | ... | ... | 17 | 69 | 9 | 3 | ... | 4 | 24 | 64 | 2 | 4 | ... | ... |
| ... | 1 | 172 | ... | ... | 24 | 111 | 33 | 4 | ... | 5 | 41 | 116 | 5 | 5 | ... | 124 | ... | 3 | 25 | 82 | 9 | 5 | ... | 10 | 26 | 82 | 2 | 4 | ... | ... |
| ... | ... | 39 | ... | ... | 7 | 29 | 3 | ... | ... | 5 | 11 | 21 | 1 | 1 | ... | 21 | ... | ... | 7 | 12 | 2 | ... | ... | 4 | 2 | 14 | ... | 1 | ... | ... |
| ... | ... | 11 | ... | ... | 2 | 7 | 2 | ... | ... | ... | 4 | 5 | 2 | ... | ... | 7 | ... | ... | 2 | 4 | 1 | ... | ... | ... | 2 | 4 | 1 | ... | ... | ... |
| ... | ... | 50 | ... | ... | 9 | 36 | 5 | ... | ... | 5 | 15 | 26 | 3 | 1 | ... | 28 | ... | ... | 9 | 16 | 3 | ... | ... | 4 | 4 | 18 | 1 | 1 | ... | ... |
| ... | ... | 22 | ... | 1 | ... | 18 | 3 | ... | ... | ... | 14 | 8 | ... | ... | ... | 10 | ... | ... | 1 | 8 | 1 | ... | ... | ... | 5 | 5 | ... | ... | ... | ... |
| ... | ... | 31 | ... | ... | 4 | 22 | 4 | 1 | ... | ... | 12 | 19 | ... | ... | ... | 33 | ... | ... | 3 | 27 | 3 | ... | ... | 1 | 18 | 14 | ... | ... | ... | ... |
| ... | ... | 53 | ... | 1 | 4 | 40 | 7 | 1 | ... | ... | 26 | 27 | ... | ... | ... | 43 | ... | ... | 4 | 35 | 4 | ... | ... | 1 | 23 | 19 | ... | ... | ... | ... |
| ... | ... | 32 | ... | 2 | 3 | 23 | 4 | ... | ... | 1 | 3 | 27 | ... | 1 | ... | 28 | ... | 1 | 4 | 21 | 2 | ... | ... | ... | 4 | 23 | ... | 1 | ... | ... |
| ... | ... | 26 | ... | ... | 7 | 19 | ... | ... | ... | 1 | ... | 25 | ... | ... | ... | 7 | ... | 1 | 1 | 5 | ... | ... | ... | 1 | 2 | 3 | ... | 1 | ... | ... |
| ... | ... | 58 | ... | 2 | 10 | 42 | 4 | ... | ... | 2 | 3 | 52 | ... | 1 | ... | 35 | ... | 2 | 5 | 26 | 2 | ... | ... | 1 | 6 | 26 | ... | 2 | ... | ... |

TABLE XVI.—Showing the Number of Persons, Males, and Females living in the Colony and in the Cities of according to Age-

| Classification of Occupations. | | The Colony of Tasmania. | | | | | | | | | | | | |
|---|--|-------------------------|-----------------|------|------|------|------|--------------|-------------|-----------|-------------------------|--------------|----------------------|-------------|
| | | Total. | Periods of Age. | | | | | | | Grade. | | | | |
| | | | -5. | -15. | -20. | -45. | -65. | 65 and over. | Not stated. | Employer. | Engaged on own account. | Wage-earner. | Relative assist-ing. | Unemployed. |
| CLASS II.—DOMESTIC. | | | | | | | | | | | | | | |
| ORDER 3.—Persons engaged in the supply of Board and Lodging, and in rendering personal service for which remuneration is usually paid. | | | | | | | | | | | | | | |
| Sub-Order 1.—Board and Lodging | | { M. 458 | ... | 4 | 16 | 254 | 141 | 43 | ... | 183 | 218 | 25 | 32 | ... |
| | | { F. 477 | ... | 11 | 35 | 248 | 148 | 35 | ... | 50 | 191 | 10 | 226 | ... |
| | | 935 | ... | 15 | 51 | 502 | 289 | 78 | ... | 233 | 409 | 35 | 258 | ... |
| Sub-Order 2.—Attendance | | { M. 971 | ... | 65 | 186 | 441 | 167 | 112 | ... | 16 | 24 | 906 | 9 | 16 |
| | | { F. 5274 | ... | 466 | 1604 | 2521 | 535 | 148 | ... | ... | 114 | 4993 | 28 | 139 |
| | | 6245 | ... | 531 | 1790 | 2962 | 702 | 260 | ... | 16 | 138 | 5899 | 37 | 155 |
| CLASS III.—COMMERCIAL. | | | | | | | | | | | | | | |
| SUB-CLASS A.—PROPERTY AND FINANCE. | | | | | | | | | | | | | | |
| ORDER 4.—Persons who perform Offices in connection with the Exchange, Valuation, Insurance, Lease, Loan, or Custody of Money, Houses, Land, or Property Rights. | | | | | | | | | | | | | | |
| Sub-Order 1.—Banking and Finance | | { M. 729 | ... | 4 | 65 | 351 | 167 | 142 | ... | 69 | 370 | 287 | 1 | 2 |
| | | { F. 206 | ... | ... | ... | 65 | 76 | 65 | ... | 1 | 205 | ... | ... | ... |
| | | 935 | ... | 4 | 65 | 416 | 243 | 207 | ... | 70 | 575 | 287 | 1 | 2 |
| Sub-Order 2.—Insurance and Valuation | | { M. 153 | ... | 4 | 21 | 97 | 28 | 3 | ... | 18 | 11 | 123 | ... | 1 |
| | | { F. 1 | ... | ... | ... | 1 | ... | ... | ... | ... | ... | 1 | ... | ... |
| | | 154 | ... | 4 | 21 | 98 | 28 | 3 | ... | 18 | 11 | 123 | 1 | 1 |
| Sub-Order 3.—Land and Household Property | | { M. 265 | ... | ... | 1 | 46 | 103 | 115 | ... | 36 | 208 | 10 | ... | ... |
| | | { F. 308 | ... | 1 | 12 | 61 | 153 | 81 | ... | 32 | 276 | ... | ... | ... |
| | | 573 | ... | 1 | 13 | 107 | 256 | 196 | ... | 68 | 484 | 10 | ... | ... |
| SUB-CLASS B.—TRADE. | | | | | | | | | | | | | | |
| ORDER 5.—Persons dealing in Art and Mechanic Productions in which matters of various kinds are employed in combination. | | | | | | | | | | | | | | |
| Sub-Order 1.—Books, Publications, and Advertising | | { M. 115 | ... | 7 | 15 | 66 | 21 | 6 | ... | 27 | 14 | 72 | ... | 1 |
| | | { F. 12 | ... | ... | 1 | 9 | 2 | ... | ... | ... | 4 | 6 | 2 | ... |
| | | 127 | ... | 7 | 16 | 75 | 23 | 6 | ... | 27 | 18 | 78 | 2 | 1 |
| Sub-Order 2.—Musical Instruments | | M. 1 | ... | ... | ... | 1 | ... | ... | ... | 1 | ... | ... | ... | ... |
| Sub-Order 4.—Ornaments, Minor Art Products, and Small Wares | | { M. 15 | ... | ... | 3 | 7 | 4 | 1 | ... | 3 | 5 | 7 | ... | ... |
| | | { F. 16 | ... | ... | 3 | 10 | 3 | ... | ... | ... | 2 | 9 | 5 | ... |
| | | 31 | ... | ... | 6 | 17 | 7 | 1 | ... | 3 | 7 | 16 | 5 | ... |
| Sub-Order 10.—Machines, Tools, Implements | | M. 5 | ... | ... | ... | 4 | 1 | ... | ... | 1 | ... | 4 | ... | ... |
| Sub-Order 12.—Harness, Saddlery, and Leatherware | | M. 4 | ... | ... | ... | 2 | 1 | 1 | ... | 3 | 1 | ... | ... | ... |
| Sub-Order 13.—Ships, Boats, and Marine Stores | | { M. 6 | ... | ... | 1 | 2 | 2 | 1 | ... | 2 | 2 | 2 | ... | ... |
| | | { F. 1 | ... | ... | ... | 1 | ... | ... | ... | 1 | ... | ... | ... | ... |
| | | 7 | ... | ... | 1 | 3 | 2 | 1 | ... | 3 | 2 | 2 | ... | ... |
| Sub-Order 14.—Buildings, Materials, and House Fittings | | M. 72 | ... | 2 | 11 | 40 | 19 | ... | ... | 25 | 4 | 42 | ... | 1 |
| Sub-Order 15.—Furniture | | { M. 22 | ... | 2 | 4 | 10 | 4 | 2 | ... | 5 | 7 | 7 | 3 | ... |
| | | { F. 6 | ... | ... | ... | 2 | 2 | 2 | ... | 3 | 1 | ... | 2 | ... |
| | | 28 | ... | 2 | 4 | 12 | 6 | 4 | ... | 8 | 8 | 7 | 5 | ... |
| Sub-Order 17.—Paper, Papermakers' Materials | | F. 1 | ... | ... | ... | 1 | ... | ... | ... | ... | ... | 1 | ... | ... |

Hobart and Launceston belonging to the various Classes, Orders, and Sub-Orders of Occupations, arranged Periods and Grades—*continued*.

| | | Hobart. | | | | | | | | | | | | | Launceston. | | | | | | | | | | | | | | | |
|-------------|-------------|---------|-----------------|------|------|------|------|--------------|-------------|-----------|-------------------------|--------------|-----------------------|-------------|-------------|--------|-----------------|-----|------|------|------|------|--------------|-------------|-----------|-------------------------|--------------|-----------------------|-------------|------------|
| Dependants. | Not stated. | Total. | Periods of Age. | | | | | | Grade. | | | | | | | Total. | Periods of Age. | | | | | | Grade. | | | | | | | |
| | | | -5. | -15. | -20. | -45. | -65. | 65 and over. | Not stated. | Employer. | Engaged on own account. | Wage-earner. | Relative assist- ing. | Unemployed. | Dependant. | | Not stated. | -5. | -15. | -20. | -45. | -65. | 65 and over. | Not stated. | Employer. | Engaged on own account. | Wage-earner. | Relative assist- ing. | Unemployed. | Dependant. |
| ... | ... | 123 | ... | 1 | 2 | 77 | 27 | 16 | ... | 35 | 77 | 6 | 5 | ... | ... | 61 | ... | ... | 1 | 26 | 31 | 3 | ... | 23 | 34 | 4 | ... | ... | ... | ... |
| ... | ... | 142 | ... | 1 | ... | 64 | 63 | 14 | ... | 22 | 83 | 2 | 35 | ... | ... | 125 | ... | 2 | 7 | 71 | 33 | 12 | ... | 9 | 63 | 3 | 50 | ... | ... | ... |
| ... | ... | 265 | ... | 2 | 2 | 141 | 90 | 30 | ... | 57 | 160 | 8 | 40 | ... | ... | 186 | ... | 2 | 8 | 97 | 64 | 15 | ... | 32 | 97 | 7 | 50 | ... | ... | ... |
| ... | ... | 222 | ... | 10 | 42 | 118 | 35 | 17 | ... | 8 | 5 | 205 | ... | 4 | ... | 147 | ... | 7 | 25 | 79 | 26 | 10 | ... | 4 | 5 | 130 | 1 | 7 | ... | ... |
| ... | ... | 1343 | ... | 97 | 342 | 712 | 147 | 45 | ... | ... | 55 | 1253 | 11 | 24 | ... | 1007 | ... | 60 | 287 | 547 | 94 | 19 | ... | ... | 14 | 956 | 5 | 32 | ... | ... |
| ... | ... | 1565 | ... | 107 | 384 | 830 | 182 | 62 | ... | 8 | 60 | 1458 | 11 | 28 | ... | 1154 | ... | 67 | 312 | 626 | 120 | 29 | ... | 4 | 19 | 1086 | 6 | 39 | ... | ... |
| ... | ... | 227 | ... | 1 | 18 | 112 | 51 | 45 | ... | 27 | 117 | 81 | 1 | 1 | ... | 171 | ... | 1 | 13 | 79 | 46 | 32 | ... | 5 | 95 | 71 | ... | ... | ... | ... |
| ... | ... | 77 | ... | ... | ... | 23 | 31 | 23 | ... | 1 | 76 | ... | ... | ... | ... | 48 | ... | ... | ... | 13 | 16 | 19 | ... | ... | 48 | ... | ... | ... | ... | ... |
| ... | ... | 304 | ... | 1 | 18 | 135 | 82 | 68 | ... | 28 | 193 | 81 | 1 | 1 | ... | 219 | ... | 1 | 13 | 92 | 62 | 51 | ... | 5 | 143 | 71 | ... | ... | ... | ... |
| ... | ... | 57 | ... | ... | 10 | 37 | 10 | ... | ... | 5 | 2 | 50 | ... | ... | ... | 43 | ... | 1 | 5 | 25 | 9 | 3 | ... | 6 | 3 | 34 | ... | ... | ... | ... |
| ... | ... | 1 | ... | ... | ... | 1 | ... | ... | ... | ... | ... | ... | 1 | ... | ... | ... | ... | ... | ... | ... | ... | ... | ... | ... | ... | ... | ... | ... | ... | ... |
| ... | ... | 58 | ... | ... | 10 | 38 | 10 | ... | ... | 5 | 2 | 50 | 1 | ... | ... | 43 | ... | 1 | 5 | 25 | 9 | 3 | ... | 6 | 3 | 34 | ... | ... | ... | ... |
| ... | 11 | 79 | ... | ... | 1 | 17 | 27 | 34 | ... | 2 | 73 | 4 | ... | ... | ... | 49 | ... | ... | ... | 5 | 19 | 25 | ... | 8 | 25 | 5 | ... | ... | ... | 11 |
| ... | ... | 90 | ... | ... | ... | 19 | 38 | 33 | ... | 7 | 83 | ... | ... | ... | ... | 57 | ... | ... | ... | 3 | 34 | 20 | ... | ... | 57 | ... | ... | ... | ... | ... |
| ... | 11 | 169 | ... | ... | 1 | 36 | 65 | 67 | ... | 9 | 156 | 4 | ... | ... | ... | 106 | ... | ... | ... | 8 | 53 | 45 | ... | 8 | 82 | 5 | ... | ... | ... | 11 |
| ... | 1 | 37 | ... | 2 | 3 | 20 | 9 | 3 | ... | 10 | 4 | 22 | ... | ... | 1 | 39 | ... | 5 | 6 | 22 | 5 | 1 | ... | 13 | 2 | 24 | ... | ... | ... | ... |
| ... | ... | 7 | ... | ... | 1 | 6 | ... | ... | ... | ... | 2 | 3 | 2 | ... | ... | 3 | ... | ... | ... | 2 | 1 | ... | ... | ... | 2 | 1 | ... | ... | ... | ... |
| ... | 1 | 44 | ... | 2 | 4 | 26 | 9 | 3 | ... | 10 | 6 | 25 | 2 | ... | 1 | 42 | ... | 5 | 6 | 24 | 6 | 1 | ... | 13 | 4 | 25 | ... | ... | ... | ... |
| ... | ... | 1 | ... | ... | ... | 1 | ... | ... | ... | 1 | ... | ... | ... | ... | ... | ... | ... | ... | ... | ... | ... | ... | ... | ... | ... | ... | ... | ... | ... | ... |
| ... | ... | 8 | ... | ... | 2 | 3 | 3 | ... | ... | 3 | 1 | 4 | ... | ... | ... | 6 | ... | ... | 1 | 3 | 1 | 1 | ... | ... | 4 | 2 | ... | ... | ... | ... |
| ... | ... | 7 | ... | ... | 1 | 4 | 2 | ... | ... | ... | 2 | 1 | 4 | ... | ... | 6 | ... | ... | 2 | 3 | 1 | ... | ... | ... | ... | 5 | 1 | ... | ... | ... |
| ... | ... | 15 | ... | ... | 3 | 7 | 5 | ... | ... | 3 | 3 | 5 | 4 | ... | ... | 12 | ... | ... | 3 | 6 | 2 | 1 | ... | ... | 4 | 7 | 1 | ... | ... | ... |
| ... | ... | 2 | ... | ... | ... | 2 | ... | ... | ... | ... | ... | 2 | ... | ... | ... | 2 | ... | ... | ... | 2 | ... | ... | ... | 1 | ... | 1 | ... | ... | ... | ... |
| ... | ... | 3 | ... | ... | ... | 2 | 1 | ... | ... | 3 | ... | ... | ... | ... | ... | ... | ... | ... | ... | ... | ... | ... | ... | ... | ... | ... | ... | ... | ... | ... |
| ... | ... | 3 | ... | ... | ... | 1 | 2 | ... | ... | 1 | 2 | ... | ... | ... | ... | 3 | ... | ... | 1 | 1 | ... | 1 | ... | 1 | ... | 2 | ... | ... | ... | ... |
| ... | ... | ... | ... | ... | ... | ... | ... | ... | ... | ... | ... | ... | ... | ... | ... | 1 | ... | ... | ... | 1 | ... | ... | ... | 1 | ... | ... | ... | ... | ... | ... |
| ... | ... | 3 | ... | ... | ... | 1 | 2 | ... | ... | 1 | 2 | ... | ... | ... | ... | 4 | ... | ... | 1 | 2 | ... | 1 | ... | 2 | ... | 2 | ... | ... | ... | ... |
| ... | ... | 36 | ... | 1 | 7 | 23 | 5 | ... | ... | 10 | ... | 26 | ... | ... | ... | 25 | ... | 1 | 4 | 12 | 8 | ... | ... | 7 | 3 | 14 | ... | 1 | ... | ... |
| ... | ... | 8 | ... | ... | 2 | 2 | 3 | 1 | ... | 2 | 3 | 1 | 2 | ... | ... | 9 | ... | 1 | 1 | 6 | ... | 1 | ... | 3 | 1 | 4 | 1 | ... | ... | ... |
| ... | ... | 4 | ... | ... | ... | 2 | 2 | ... | ... | 2 | ... | 2 | ... | ... | ... | 2 | ... | ... | ... | ... | ... | 2 | ... | 1 | 1 | ... | ... | ... | ... | ... |
| ... | ... | 12 | ... | ... | 2 | 4 | 5 | 1 | ... | 4 | 3 | 1 | 4 | ... | ... | 11 | ... | 1 | 1 | 6 | ... | 3 | ... | 4 | 2 | 4 | 1 | ... | ... | ... |
| ... | ... | ... | ... | ... | ... | ... | ... | ... | ... | ... | ... | ... | ... | ... | ... | 1 | ... | ... | ... | 1 | ... | ... | ... | ... | ... | 1 | ... | ... | ... | ... |

TABLE XVI.—Showing the Number of Persons, Males, and Females living in the Colony and in the Cities of according to Age-

| Classification of Occupation. | The Colony of Tasmania. | | | | | | | | | | | | |
|---|-------------------------|-----------------|------|------|------|------|--------------|-------------|-----------|-------------------------|--------------|-----------------------|-------------|
| | Total. | Periods of Age. | | | | | | | Grade. | | | | |
| | | -5. | -15. | -20. | -45. | -65. | 65 and over. | Not stated. | Employer. | Engaged on own account. | Wage-earner. | Relative assist- ing. | Unemployed. |
| CLASS III.—continued. | | | | | | | | | | | | | |
| ORDER 6.—Persons engaged in the Sale, Hire, or Exchange of Textile Fabrics and Dress, and of Fibrous Materials. | | | | | | | | | | | | | |
| Sub-Order 1.—Textile Fabrics | M. 430 | ... | 30 | 100 | 259 | 35 | 6 | ... | 60 | 21 | 334 | 2 | 13 |
| | F. 108 | ... | 2 | 24 | 48 | 30 | 4 | ... | 4 | 11 | 79 | 14 | ... |
| | 538 | ... | 32 | 124 | 307 | 65 | 10 | ... | 64 | 32 | 413 | 16 | 13 |
| Sub-Order 2.—Dress | M. 37 | ... | ... | ... | 33 | 3 | 1 | ... | 11 | 3 | 21 | 2 | ... |
| | F. 12 | ... | 1 | 1 | 6 | 2 | 2 | ... | ... | 3 | 8 | 1 | ... |
| | 49 | ... | 1 | 1 | 39 | 5 | 3 | ... | 11 | 6 | 29 | 3 | ... |
| ORDER 7.—Persons engaged in dealing in Foods, Drinks, Narcotics, and Stimulants. | | | | | | | | | | | | | |
| Sub-Order 1.—Animal Food | M. 617 | ... | 46 | 95 | 346 | 98 | 32 | ... | 103 | 135 | 342 | 29 | 8 |
| | F. 45 | ... | 1 | 8 | 24 | 8 | 4 | ... | 7 | 8 | 9 | 21 | ... |
| | 662 | ... | 47 | 103 | 370 | 106 | 36 | ... | 110 | 143 | 351 | 50 | 8 |
| Sub-Order 2.—Vegetable Food | M. 104 | ... | 5 | 7 | 55 | 28 | 9 | ... | 24 | 57 | 18 | 4 | 1 |
| | F. 37 | ... | ... | 4 | 19 | 9 | 5 | ... | 1 | 21 | 4 | 10 | 1 |
| | 141 | ... | 5 | 11 | 74 | 37 | 14 | ... | 25 | 78 | 22 | 14 | 2 |
| Sub-Order 3.—Drinks, Narcotics, and Stimulants | M. 370 | ... | 19 | 59 | 215 | 59 | 18 | ... | 56 | 82 | 213 | 10 | 7 |
| | F. 104 | ... | 3 | 19 | 57 | 22 | 3 | ... | 1 | 31 | 46 | 26 | ... |
| | 474 | ... | 22 | 78 | 272 | 81 | 21 | ... | 57 | 113 | 259 | 36 | 7 |
| ORDER 8.—Persons engaged in dealing in and treating Animals, and dealing in Animal and Vegetable Substances, excluding Dealers in Food. | | | | | | | | | | | | | |
| Sub-Order 1.—Living Animals | M. 51 | ... | 1 | 5 | 39 | 6 | ... | ... | 9 | 13 | 23 | 1 | ... |
| Sub-Order 2.—Manures and Animal Waste Products ... | M. 4 | ... | ... | ... | 2 | 1 | 1 | ... | 1 | ... | 3 | ... | ... |
| Sub-Order 3.—Leather | M. 6 | ... | ... | ... | 4 | 2 | ... | ... | 1 | 4 | 1 | ... | ... |
| Sub-Order 4.—Other Animal Matters | M. 9 | ... | ... | ... | 8 | 1 | ... | ... | 1 | 1 | 4 | ... | 3 |
| Sub-Order 5.—Seeds, Plants, Flowers, Vegetable Products for Fodder and Gardening Purposes | M. 29 | ... | ... | 2 | 22 | 5 | ... | ... | 9 | 4 | 16 | ... | ... |
| Sub-Order 6.—Other Vegetable Matters | M. 25 | ... | 3 | 1 | 16 | 5 | ... | ... | 14 | 4 | 3 | 4 | ... |
| ORDER 9.—Persons engaged in dealing in Minerals mainly used for Fuel and Light. | | | | | | | | | | | | | |
| Sub-Order 1.—Coal and other Substances mainly used for Fuel and Light | M. 195 | ... | 14 | 34 | 88 | 40 | 19 | ... | 19 | 66 | 94 | 14 | 2 |
| | F. 1 | ... | ... | ... | ... | 1 | ... | ... | 1 | ... | ... | ... | ... |
| | 196 | ... | 14 | 34 | 88 | 41 | 19 | ... | 20 | 66 | 94 | 14 | 2 |
| ORDER 10.—Persons engaged in Dealing in Minerals other than Fuel. | | | | | | | | | | | | | |
| Sub-Order 1.—Stone, Clay, Earthenware, Glass and Minerals, not otherwise classed | M. 8 | ... | ... | 1 | 2 | 4 | 1 | ... | 3 | ... | 5 | ... | ... |
| | F. 9 | ... | 1 | 1 | 5 | 2 | ... | ... | 1 | ... | 4 | 4 | ... |
| | 17 | ... | 1 | 2 | 7 | 6 | 1 | ... | 4 | ... | 9 | 4 | ... |
| Sub-Order 3.—Metals other than Gold and Silver | M. 147 | ... | 1 | 39 | 88 | 17 | 2 | ... | 24 | 4 | 114 | 1 | 4 |
| | F. 4 | ... | ... | 1 | 2 | 1 | ... | ... | 1 | ... | 3 | ... | ... |
| | 151 | ... | 1 | 40 | 90 | 18 | 2 | ... | 25 | 4 | 117 | 1 | 4 |

Hobart and Launceston belonging to the various Classes, Orders, and Sub-Orders of Occupations, arranged Periods and Grades—*continued*.

| | | Hobart. | | | | | | | | | | | | | | Launceston. | | | | | | | | | | | | | | |
|------------|-------------|---------|-----------------|------|------|------|------|--------------|-------------|-----------|-------------------------|--------------|-------------------|-------------|--------|-----------------|-------------|-----|------|------|------|--------|--------------|-------------|-----------|-------------------------|--------------|-----------------------|-------------|------------|
| Dependant. | Not stated. | Total. | Periods of Age. | | | | | | Grade. | | | | | | Total. | Periods of Age. | | | | | | Grade. | | | | | | | | |
| | | | -5. | -15. | -20. | -45. | -65. | 65 and over. | Not stated. | Employer. | Engaged on own account. | Wage-earner. | Relative assistg. | Unemployed. | | Dependant. | Not stated. | -5. | -15. | -20. | -45. | -65. | 65 and over. | Not stated. | Employer. | Engaged on own account. | Wage-earner. | Relative assist- ing. | Unemployed. | Dependant. |
| ... | ... | 148 | ... | 9 | 35 | 91 | 11 | 2 | ... | 16 | 7 | 123 | 1 | 1 | ... | 147 | ... | 12 | 37 | 80 | 16 | 2 | ... | 25 | 3 | 112 | ... | 7 | ... | ... |
| ... | ... | 40 | ... | ... | 1 | 10 | 25 | 4 | ... | 1 | 4 | 32 | 3 | ... | ... | 46 | ... | ... | 20 | 22 | 4 | ... | ... | 3 | 3 | 36 | 4 | ... | ... | ... |
| ... | ... | 188 | ... | 9 | 36 | 101 | 36 | 6 | ... | 17 | 11 | 155 | 4 | 1 | ... | 193 | ... | 12 | 57 | 102 | 20 | 2 | ... | 28 | 6 | 148 | 4 | 7 | ... | ... |
| ... | ... | 17 | ... | ... | ... | 14 | 2 | 1 | ... | 5 | 1 | 11 | ... | ... | ... | 17 | ... | ... | ... | 16 | 1 | ... | ... | 4 | 2 | 9 | 2 | ... | ... | ... |
| ... | ... | 8 | ... | 1 | 1 | 4 | 2 | ... | ... | ... | 1 | 6 | 1 | ... | ... | 1 | ... | ... | ... | ... | ... | 1 | ... | ... | 1 | ... | ... | ... | ... | ... |
| ... | ... | 25 | ... | 1 | 1 | 18 | 4 | 1 | ... | 5 | 2 | 17 | 1 | ... | ... | 18 | ... | ... | ... | 16 | 1 | 1 | ... | 4 | 3 | 9 | 2 | ... | ... | ... |
| ... | ... | 198 | ... | 11 | 23 | 110 | 40 | 14 | ... | 41 | 42 | 107 | 4 | 4 | ... | 114 | ... | 6 | 15 | 70 | 21 | 2 | ... | 11 | 32 | 69 | 1 | 1 | ... | ... |
| ... | ... | 20 | ... | ... | 2 | 9 | 5 | 4 | ... | 4 | 5 | 7 | 4 | ... | ... | 10 | ... | 1 | 2 | 6 | 1 | ... | ... | 1 | 3 | ... | 6 | ... | ... | ... |
| ... | ... | 218 | ... | 11 | 25 | 119 | 45 | 18 | ... | 45 | 47 | 114 | 8 | 4 | ... | 124 | ... | 7 | 17 | 76 | 22 | 2 | ... | 12 | 35 | 69 | 7 | 1 | ... | ... |
| ... | ... | 44 | ... | 1 | 2 | 25 | 11 | 5 | ... | 7 | 29 | 5 | 2 | 1 | ... | 22 | ... | 2 | 1 | 11 | 4 | 4 | ... | 5 | 13 | 4 | ... | ... | ... | ... |
| ... | ... | 23 | ... | ... | 1 | 11 | 8 | 3 | ... | 1 | 12 | 1 | 9 | ... | ... | 9 | ... | ... | ... | 6 | 1 | 2 | ... | ... | 7 | 1 | ... | 1 | ... | ... |
| ... | ... | 67 | ... | 1 | 3 | 36 | 19 | 8 | ... | 8 | 41 | 6 | 11 | 1 | ... | 31 | ... | 2 | 1 | 17 | 5 | 6 | ... | 5 | 20 | 5 | ... | 1 | ... | ... |
| ... | 2 | 161 | ... | 7 | 23 | 86 | 31 | 14 | ... | 21 | 49 | 86 | 1 | 2 | 2 | 107 | ... | 3 | 16 | 65 | 20 | 3 | ... | 23 | 23 | 54 | 3 | 4 | ... | ... |
| ... | ... | 41 | ... | 2 | 7 | 22 | 10 | ... | ... | 1 | 12 | 20 | 8 | ... | ... | 35 | ... | 1 | 5 | 20 | 7 | 2 | ... | ... | 13 | 13 | 9 | ... | ... | ... |
| ... | 2 | 202 | ... | 9 | 30 | 108 | 41 | 14 | ... | 22 | 61 | 106 | 9 | 2 | 2 | 142 | ... | 4 | 21 | 85 | 27 | 5 | ... | 23 | 36 | 67 | 12 | 4 | ... | ... |
| ... | ... | 6 | ... | ... | ... | 5 | 1 | ... | ... | 2 | 1 | 3 | ... | ... | ... | 3 | ... | ... | ... | 2 | 1 | ... | ... | ... | 3 | ... | ... | ... | ... | ... |
| ... | ... | 3 | ... | ... | ... | 2 | ... | 1 | ... | 1 | ... | 2 | ... | ... | ... | 1 | ... | ... | ... | ... | 1 | ... | ... | ... | ... | 1 | ... | ... | ... | ... |
| ... | ... | 3 | ... | ... | ... | 2 | 1 | ... | ... | 1 | 1 | 1 | ... | ... | ... | 1 | ... | ... | ... | 1 | ... | ... | ... | ... | 1 | ... | ... | ... | ... | ... |
| ... | ... | 1 | ... | ... | ... | 1 | ... | ... | ... | ... | ... | 1 | ... | ... | ... | 3 | ... | ... | ... | 3 | ... | ... | ... | ... | 1 | 1 | ... | 1 | ... | ... |
| ... | ... | 12 | ... | ... | 1 | 9 | 2 | ... | ... | 4 | ... | 8 | ... | ... | ... | 10 | ... | ... | 1 | 9 | ... | ... | ... | 1 | 3 | 6 | ... | ... | ... | ... |
| ... | ... | ... | ... | ... | ... | ... | ... | ... | ... | ... | ... | ... | ... | ... | ... | 3 | ... | ... | ... | 1 | 2 | ... | ... | 3 | ... | ... | ... | ... | ... | ... |
| ... | ... | 43 | ... | ... | 8 | 18 | 13 | 4 | ... | 9 | 7 | 25 | 2 | ... | ... | 57 | ... | 7 | 11 | 27 | 7 | 5 | ... | 4 | 16 | 33 | 2 | 2 | ... | ... |
| ... | ... | 1 | ... | ... | ... | ... | 1 | ... | ... | 1 | ... | ... | ... | ... | ... | ... | ... | ... | ... | ... | ... | ... | ... | ... | ... | ... | ... | ... | ... | ... |
| ... | ... | 44 | ... | ... | 8 | 18 | 14 | 4 | ... | 10 | 7 | 25 | 2 | ... | ... | 57 | ... | 7 | 11 | 27 | 7 | 5 | ... | 4 | 16 | 33 | 2 | 2 | ... | ... |
| ... | ... | 6 | ... | ... | ... | 2 | 3 | 1 | ... | 2 | ... | 4 | ... | ... | ... | 2 | ... | ... | 1 | ... | 1 | ... | ... | 1 | ... | 1 | ... | ... | ... | ... |
| ... | ... | 4 | ... | ... | ... | 2 | 2 | ... | ... | 1 | ... | ... | 3 | ... | ... | 5 | ... | 1 | 1 | 3 | ... | ... | ... | ... | ... | 4 | 1 | ... | ... | ... |
| ... | ... | 10 | ... | ... | ... | 4 | 5 | 1 | ... | 3 | ... | 4 | 3 | ... | ... | 7 | ... | 1 | 2 | 3 | 1 | ... | ... | 1 | ... | 5 | 1 | ... | ... | ... |
| ... | ... | 68 | ... | ... | 15 | 43 | 9 | 1 | ... | 8 | 2 | 55 | ... | 3 | ... | 41 | ... | 1 | 14 | 20 | 5 | 1 | ... | 9 | 2 | 28 | 1 | 1 | ... | ... |
| ... | ... | 3 | ... | ... | ... | 2 | 1 | ... | ... | 1 | ... | 2 | ... | ... | ... | ... | ... | ... | ... | ... | ... | ... | ... | ... | ... | ... | ... | ... | ... | ... |
| ... | ... | 71 | ... | ... | 15 | 45 | 10 | 1 | ... | 9 | 2 | 57 | ... | 3 | ... | 41 | ... | 1 | 14 | 20 | 5 | 1 | ... | 9 | 2 | 28 | 1 | 1 | ... | ... |

TABLE XVI.—Showing the Number of Persons, Males, and Females living in the Colony and in the Cities of according to Age-

| Classification of Occupations. | The Colony of Tasmania. | | | | | | | | | | | | | |
|--|-------------------------|-----------------|------|------|------|------|--------------|-------------|-----------|-------------------------|--------------|----------------------|-------------|-----|
| | Total. | Periods of Age. | | | | | | | Grade. | | | | | |
| | | -5. | -15. | -20. | -45. | -65. | 65 and over. | Not stated. | Employer. | Engaged on own account. | Wage-earner. | Relative assist-ing. | Unemployed. | |
| CLASS III.—continued. | | | | | | | | | | | | | | |
| ORDER 11.—Persons engaged as General Dealers, Speculators on chance events, or in undefined Mercantile pursuits. | | | | | | | | | | | | | | |
| Sub-Order 1.—General Dealers (undefined) | M. | 1407 | ... | 40 | 160 | 784 | 334 | 88 | 1 | 260 | 429 | 665 | 38 | 14 |
| | F. | 245 | ... | 10 | 39 | 119 | 52 | 25 | ... | 10 | 91 | 60 | 84 | ... |
| | | 1652 | ... | 50 | 199 | 903 | 386 | 113 | 1 | 270 | 520 | 725 | 122 | 14 |
| Sub-Order 2.—Speculators on chance events | M. | 7 | ... | ... | 7 | ... | ... | ... | ... | 6 | 1 | ... | ... | ... |
| Sub-Order 3.—Other Mercantile Persons (undefined) ... | M. | 348 | ... | 4 | 41 | 248 | 49 | 6 | ... | 6 | 19 | 310 | 1 | 12 |
| | F. | 25 | ... | ... | 5 | 18 | 2 | ... | ... | 1 | 22 | ... | ... | 2 |
| | | 373 | ... | 4 | 46 | 266 | 51 | 6 | ... | 6 | 20 | 332 | 1 | 14 |
| SUB-CLASS C.—STORAGE. | | | | | | | | | | | | | | |
| ORDER 12.—Persons engaged in Storage. | | | | | | | | | | | | | | |
| Sub-Order 1.—Storage..... | M. | 4 | ... | ... | ... | 2 | 2 | ... | ... | ... | 4 | ... | ... | ... |
| SUB-CLASS D.—TRANSPORT AND COMMUNICATION. | | | | | | | | | | | | | | |
| ORDER 13.—Persons engaged in the Transport of Passengers, Goods, or Communications. | | | | | | | | | | | | | | |
| Sub-Order 1.—On Railways (not Railway construction or Steam Tramways) | M. | 664 | ... | 10 | 73 | 483 | 92 | 6 | ... | 1 | 657 | 1 | 5 | ... |
| | F. | 22 | ... | ... | ... | 19 | 3 | ... | ... | ... | 22 | ... | ... | ... |
| | | 686 | ... | 10 | 73 | 502 | 95 | 6 | ... | 1 | 679 | 1 | 5 | ... |
| Sub-Order 2.—On Roads..... | M. | 456 | ... | 3 | 41 | 327 | 66 | 19 | ... | 96 | 172 | 175 | 5 | 8 |
| | F. | 4 | ... | ... | ... | 3 | 1 | ... | ... | 2 | ... | ... | 2 | ... |
| | | 460 | ... | 3 | 41 | 330 | 67 | 19 | ... | 98 | 172 | 175 | 7 | 8 |
| Sub-Order 3.—On Seas, Rivers, and Canals..... | M. | 1561 | ... | 10 | 97 | 1218 | 196 | 40 | ... | 55 | 37 | 1406 | 12 | 51 |
| | F. | 11 | ... | ... | ... | 11 | ... | ... | ... | ... | 11 | ... | ... | ... |
| | | 1572 | ... | 10 | 97 | 1229 | 196 | 40 | ... | 55 | 37 | 1417 | 12 | 51 |
| Sub-Order 4.—On Postal Service | M. | 127 | ... | 7 | 30 | 63 | 17 | 10 | ... | 2 | 15 | 103 | 7 | ... |
| | F. | 113 | ... | ... | 14 | 77 | 19 | 3 | ... | 2 | ... | 104 | 5 | 2 |
| | | 240 | ... | 7 | 44 | 140 | 36 | 13 | ... | 4 | 15 | 207 | 12 | 2 |
| Sub-Order 5.—On Telegraph and Telephone Service..... | M. | 134 | ... | 26 | 33 | 71 | 4 | ... | ... | ... | 133 | 1 | ... | ... |
| | F. | 59 | ... | 1 | 12 | 37 | 8 | 1 | ... | ... | 54 | 4 | ... | 1 |
| | | 193 | ... | 27 | 45 | 108 | 12 | 1 | ... | ... | 187 | 5 | ... | 1 |
| Sub-Order 6.—Delivery of Documents, Parcels, and Messages | M. | 115 | ... | 67 | 19 | 16 | 8 | 5 | ... | 3 | 112 | ... | ... | ... |
| | F. | 1 | ... | ... | ... | ... | 1 | ... | ... | ... | 1 | ... | ... | ... |
| | | 116 | ... | 67 | 19 | 16 | 9 | 5 | ... | 3 | 113 | ... | ... | ... |
| CLASS IV.—INDUSTRIAL. | | | | | | | | | | | | | | |
| ORDER 14.—Persons engaged in connection with the Manufacture or in other process relating to Art and Mechanic Productions in which materials of various kinds are employed in combination. | | | | | | | | | | | | | | |
| Sub-Order 1.—Books and Publications..... | M. | 442 | ... | 46 | 101 | 248 | 40 | 7 | ... | 14 | 4 | 418 | 2 | 4 |
| | F. | 22 | ... | 3 | 11 | 8 | ... | ... | ... | 1 | ... | 21 | ... | ... |
| | | 464 | ... | 49 | 112 | 256 | 40 | 7 | ... | 15 | 4 | 439 | 2 | 4 |
| Sub-Order 2.—Musical Instruments..... | M. | 15 | ... | 1 | 1 | 8 | 4 | 1 | ... | 3 | 9 | 3 | ... | ... |
| Sub-Order 3.—Prints, Pictures, and Art Materials..... | M. | 28 | ... | 1 | 5 | 17 | 4 | 1 | ... | 3 | 2 | 20 | ... | 3 |

Hobart and Launceston belonging to the various Classes, Orders, and Sub-Orders of Occupations, arranged Periods and Grades.—*continued.*

| | | Hobart. | | | | | | | | | | | | Launceston. | | | | | | | | | | | | | | | | | |
|------------|-------------|-----------------|-----|------|------|------|------|--------------|-------------|-----------|-------------------------|--------------|----------------|-------------|------------|-----------------|--------|-----|------|------|------|--------|--------------|-------------|-----------|-------------------------|--------------|----------------------|-------------|------------|-------------|
| | | Periods of Age. | | | | | | Grade. | | | | | | | | Periods of Age. | | | | | | Grade. | | | | | | | | | |
| Dependant. | Not stated. | Total. | -5. | -15. | -20. | -45. | -65. | 65 and over. | Not stated. | Employer. | Engaged on own account. | Wage-earner. | Relative assg. | Unemployed. | Dependant. | Not stated. | Total. | -5. | -15. | -20. | -45. | -65. | 65 and over. | Not stated. | Employer. | Engaged on own account. | Wage-earner. | Relative assist-ing. | Unemployed. | Dependant. | Not stated. |
| ... | 1 | 301 | ... | 9 | 16 | 164 | 90 | 22 | ... | 50 | 78 | 168 | 2 | 2 | 1 | ... | 308 | ... | 10 | 51 | 165 | 65 | 17 | ... | 33 | 93 | 174 | 3 | 5 | ... | ... |
| ... | ... | 50 | ... | 4 | 7 | 19 | 9 | 11 | ... | ... | 21 | 15 | 14 | ... | ... | ... | 33 | ... | 1 | 4 | 18 | 7 | 3 | ... | ... | 16 | 11 | 6 | ... | ... | |
| ... | 1 | 351 | ... | 13 | 23 | 183 | 99 | 33 | ... | 50 | 99 | 183 | 16 | 2 | 1 | ... | 341 | ... | 11 | 55 | 183 | 72 | 20 | ... | 33 | 103 | 185 | 9 | 5 | ... | ... |
| ... | ... | ... | ... | ... | ... | ... | ... | ... | ... | ... | ... | ... | ... | ... | ... | ... | ... | ... | ... | ... | ... | ... | ... | ... | ... | ... | ... | ... | ... | ... | ... |
| ... | ... | 107 | ... | ... | 15 | 74 | 17 | 1 | ... | 1 | 3 | 101 | ... | 2 | ... | ... | 101 | ... | 2 | 11 | 72 | 16 | ... | ... | 1 | 5 | 89 | 1 | 5 | ... | ... |
| ... | ... | 9 | ... | ... | 1 | 6 | 2 | ... | ... | ... | 1 | 8 | ... | ... | ... | ... | 16 | ... | ... | 4 | 12 | ... | ... | ... | ... | ... | 14 | ... | 2 | ... | ... |
| ... | ... | 116 | ... | ... | 16 | 80 | 19 | 1 | ... | 1 | 4 | 109 | ... | 2 | ... | ... | 117 | ... | 2 | 15 | 84 | 16 | ... | ... | 1 | 5 | 103 | 1 | 7 | ... | ... |
| ... | ... | 1 | ... | ... | ... | 1 | ... | ... | ... | ... | ... | 1 | ... | ... | ... | ... | 2 | ... | ... | ... | 1 | 1 | ... | ... | ... | ... | 2 | ... | ... | ... | ... |
| ... | ... | 114 | ... | 2 | 18 | 77 | 15 | 2 | ... | ... | ... | 110 | 1 | 3 | ... | ... | 163 | ... | 5 | 20 | 108 | 28 | 2 | ... | ... | 1 | 161 | ... | 1 | ... | ... |
| ... | ... | ... | ... | ... | ... | ... | ... | ... | ... | ... | ... | ... | ... | ... | ... | ... | ... | ... | ... | ... | ... | ... | ... | ... | ... | ... | ... | ... | ... | ... | ... |
| ... | ... | 114 | ... | 2 | 18 | 77 | 15 | 2 | ... | ... | ... | 110 | 1 | 3 | ... | ... | 163 | ... | 5 | 20 | 108 | 28 | 2 | ... | ... | 1 | 161 | ... | 1 | ... | ... |
| ... | ... | 173 | ... | 1 | 25 | 116 | 22 | 9 | ... | 25 | 70 | 75 | 1 | 2 | ... | ... | 105 | ... | ... | 6 | 76 | 15 | 8 | ... | 29 | 47 | 24 | ... | 5 | ... | ... |
| ... | ... | 1 | ... | ... | ... | 1 | ... | ... | ... | ... | ... | ... | 1 | ... | ... | ... | ... | ... | ... | ... | ... | ... | ... | ... | ... | ... | ... | ... | ... | ... | ... |
| ... | ... | 174 | ... | 1 | 25 | 117 | 22 | 9 | ... | 25 | 70 | 75 | 2 | 2 | ... | ... | 105 | ... | ... | 6 | 73 | 15 | 8 | ... | 29 | 47 | 24 | ... | 5 | ... | ... |
| ... | ... | 780 | ... | 3 | 39 | 643 | 77 | 18 | ... | 14 | 11 | 730 | ... | 25 | ... | ... | 235 | ... | ... | 11 | 175 | 41 | 8 | ... | 5 | 1 | 212 | ... | 17 | ... | ... |
| ... | ... | 6 | ... | ... | ... | 6 | ... | ... | ... | ... | ... | 6 | ... | ... | ... | ... | 2 | ... | ... | ... | 2 | ... | ... | ... | ... | ... | 2 | ... | ... | ... | ... |
| ... | ... | 786 | ... | 3 | 39 | 649 | 77 | 18 | ... | 14 | 11 | 736 | ... | 25 | ... | ... | 237 | ... | ... | 11 | 177 | 41 | 8 | ... | 5 | 1 | 214 | ... | 17 | ... | ... |
| ... | ... | 17 | ... | ... | 6 | 9 | 2 | ... | ... | ... | ... | 17 | ... | ... | ... | ... | 15 | ... | ... | 3 | 8 | 4 | ... | ... | ... | ... | 15 | ... | ... | ... | ... |
| ... | ... | 1 | ... | ... | ... | ... | 1 | ... | ... | ... | ... | 1 | ... | ... | ... | ... | ... | ... | ... | ... | ... | ... | ... | ... | ... | ... | ... | ... | ... | ... | ... |
| ... | ... | 18 | ... | ... | 6 | 9 | 3 | ... | ... | ... | ... | 18 | ... | ... | ... | ... | 15 | ... | ... | 3 | 8 | 4 | ... | ... | ... | ... | 15 | ... | ... | ... | ... |
| ... | ... | 31 | ... | 15 | 2 | 13 | 1 | ... | ... | ... | ... | 31 | ... | ... | ... | ... | 37 | ... | 6 | 9 | 21 | 1 | ... | ... | ... | ... | 37 | ... | ... | ... | ... |
| ... | ... | 7 | ... | ... | ... | 2 | 4 | 1 | ... | ... | ... | 7 | ... | ... | ... | ... | 4 | ... | ... | ... | 4 | ... | ... | ... | ... | ... | 4 | ... | ... | ... | ... |
| ... | ... | 38 | ... | 15 | 2 | 15 | 5 | 1 | ... | ... | ... | 38 | ... | ... | ... | ... | 41 | ... | 6 | 9 | 25 | 1 | ... | ... | ... | ... | 41 | ... | ... | ... | ... |
| ... | ... | 68 | ... | 35 | 14 | 10 | 5 | 4 | ... | ... | 2 | 66 | ... | ... | ... | ... | 31 | ... | 19 | 3 | 5 | 3 | 1 | ... | ... | 1 | 30 | ... | ... | ... | ... |
| ... | ... | 1 | ... | ... | ... | ... | 1 | ... | ... | ... | ... | 1 | ... | ... | ... | ... | ... | ... | ... | ... | ... | ... | ... | ... | ... | ... | ... | ... | ... | ... | ... |
| ... | ... | 69 | ... | 35 | 14 | 10 | 6 | 4 | ... | ... | 2 | 67 | ... | ... | ... | ... | 31 | ... | 19 | 3 | 5 | 3 | 1 | ... | ... | 1 | 30 | ... | ... | ... | ... |
| ... | ... | 240 | ... | 26 | 54 | 135 | 19 | 6 | ... | 3 | 2 | 231 | ... | 4 | ... | ... | 126 | ... | 11 | 27 | 74 | 13 | 1 | ... | 2 | 2 | 120 | 2 | ... | ... | ... |
| ... | ... | 18 | ... | 3 | 8 | 7 | ... | ... | ... | 1 | ... | 17 | ... | ... | ... | ... | 3 | ... | ... | ... | 2 | 1 | ... | ... | ... | ... | 3 | ... | ... | ... | ... |
| ... | ... | 258 | ... | 29 | 62 | 142 | 19 | 6 | ... | 4 | 2 | 248 | ... | 4 | ... | ... | 129 | ... | 11 | 29 | 75 | 13 | 1 | ... | 2 | 2 | 123 | 2 | ... | ... | ... |
| ... | ... | 6 | ... | ... | ... | 3 | 3 | ... | ... | 1 | 4 | 1 | ... | ... | ... | ... | 8 | ... | 1 | 1 | 4 | 1 | 1 | ... | 2 | 4 | 2 | ... | ... | ... | ... |
| ... | ... | 16 | ... | 1 | 1 | 11 | 2 | 1 | ... | 2 | 1 | 11 | ... | 2 | ... | ... | 5 | ... | ... | 3 | 2 | ... | ... | ... | ... | ... | ... | 5 | ... | ... | ... |

TABLE XVI.—Showing the Number of Persons, Males, and Females living in the Colony and in the Cities of according to Age-

| Classification of Occupations. | | The Colony of Tasmania. | | | | | | | | | | | | |
|---|------|-------------------------|-----------------|------|------|------|------|--------------|-------------|-----------|-------------------------|--------------|--------------------------|-------------|
| | | Total. | Periods of Age. | | | | | | | Grade. | | | | |
| | | | -5. | -15. | -20. | -45. | -65. | 65 and over. | Not stated. | Employer. | Engaged on own account. | Wage-earner. | Relative assist- ing. | Unemployed. |
| CLASS IV.—continued. | | | | | | | | | | | | | | |
| Sub-Order 4.—Ornaments | { M. | 32 | ... | 2 | 6 | 15 | 6 | 3 | ... | 7 | 7 | 15 | 1 | 2 |
| | { F. | 2 | ... | ... | ... | 1 | 1 | ... | ... | ... | 1 | 1 | ... | ... |
| | | 34 | ... | 2 | 6 | 16 | 7 | 3 | ... | 7 | 8 | 16 | 1 | 2 |
| Sub-Order 6.—Designs, Medals, Type, and Dies..... | M. | 9 | ... | ... | 1 | 7 | 1 | ... | ... | 1 | ... | 7 | ... | 1 |
| Sub-Order 7.—Watches, Clocks, & Scientific Instruments | { M. | 109 | ... | 7 | 20 | 67 | 12 | 3 | ... | 19 | 35 | 53 | 1 | 1 |
| | { F. | 2 | ... | ... | ... | 1 | 1 | ... | ... | 1 | ... | 1 | ... | ... |
| | | 111 | ... | 7 | 20 | 68 | 13 | 3 | ... | 20 | 35 | 54 | 1 | 1 |
| Sub-Order 9.—Arms and Explosives | M. | 6 | ... | ... | ... | 3 | 2 | 1 | ... | 1 | 3 | 2 | ... | ... |
| Sub-Order 10.—Machines, Tools, and Implements..... | M. | 13 | ... | ... | ... | 6 | 2 | 5 | ... | 2 | 7 | 3 | ... | 1 |
| Sub-Order 11.—Carriages and Vehicles | M. | 301 | ... | 10 | 47 | 163 | 67 | 14 | ... | 37 | 42 | 203 | 10 | 9 |
| Sub-Order 12.—Harness, Saddlery, Leather and Leather- ware | { M. | 229 | ... | 10 | 25 | 144 | 40 | 10 | ... | 29 | 28 | 159 | 3 | 10 |
| | { F. | 1 | ... | ... | ... | ... | 1 | ... | ... | ... | 1 | ... | ... | ... |
| | | 230 | ... | 10 | 25 | 144 | 41 | 10 | ... | 29 | 29 | 159 | 3 | 10 |
| Sub-Order 13.—Ships, Boats, and their Equipments..... | M. | 101 | ... | ... | 5 | 48 | 41 | 7 | ... | 17 | 2 | 70 | 1 | 11 |
| Sub-Order 14.—Furniture | { M. | 241 | ... | 17 | 46 | 126 | 40 | 12 | ... | 26 | 48 | 161 | 1 | 5 |
| | { F. | 9 | ... | 1 | 3 | 3 | 1 | 1 | ... | 2 | ... | 5 | 2 | ... |
| | | 250 | ... | 18 | 49 | 129 | 41 | 13 | ... | 28 | 48 | 166 | 3 | 5 |
| Sub-Order 15.—Chemicals and By-Products | M. | 2 | ... | ... | 1 | 1 | ... | ... | ... | 1 | ... | 1 | ... | ... |
| ORDER 15.—Persons engaged in connection with the Manu- facture, or in Repairs, Cleansing, or in other Processes relating to Textile Fabrics, Dress, and other Fibrous Materials. | | | | | | | | | | | | | | |
| Sub-Order 1.—Textile Fabrics | { M. | 31 | ... | 3 | 7 | 12 | 6 | 3 | ... | 8 | 5 | 17 | ... | 1 |
| | { F. | 28 | ... | 3 | 12 | 11 | 2 | ... | ... | 1 | ... | 27 | ... | ... |
| | | 59 | ... | 6 | 19 | 23 | 8 | 3 | ... | 9 | 5 | 44 | ... | 1 |
| Sub-Order 2.—Dress | { M. | 1075 | ... | 55 | 171 | 576 | 169 | 104 | ... | 107 | 280 | 648 | 14 | 25 |
| | { F. | 1648 | ... | 69 | 533 | 923 | 99 | 24 | ... | 54 | 391 | 1127 | 37 | 39 |
| | | 2723 | ... | 124 | 704 | 1499 | 268 | 128 | ... | 161 | 671 | 1775 | 51 | 64 |
| Sub-Order 3.—Fibrous Materials | M. | 21 | ... | ... | 1 | 11 | 6 | 3 | ... | 1 | 3 | 15 | ... | 2 |
| ORDER 16.—Persons engaged in connection with the Manu- facture or in other Processes relating to Food, Narcotics, and Stimulants. | | | | | | | | | | | | | | |
| Sub-Order 1.—Animal Food | { M. | 16 | ... | ... | ... | 8 | 7 | 1 | ... | 1 | 3 | 12 | ... | ... |
| | { F. | 1 | ... | ... | ... | ... | 1 | ... | ... | ... | ... | 1 | ... | ... |
| | | 17 | ... | ... | ... | 8 | 8 | 1 | ... | 1 | 3 | 13 | ... | ... |
| Sub-Order 2.—Vegetable Food | { M. | 581 | ... | 55 | 102 | 306 | 94 | 24 | ... | 84 | 53 | 411 | 15 | 17 |
| | { F. | 59 | ... | 5 | 10 | 23 | 19 | 2 | ... | 3 | 10 | 34 | 12 | ... |
| | | 640 | ... | 60 | 112 | 329 | 113 | 26 | ... | 87 | 63 | 445 | 27 | 17 |
| Sub-Order 3.—Drinks, Narcotics, and Stimulants | { M. | 157 | ... | 9 | 16 | 100 | 25 | 7 | ... | 19 | 6 | 125 | 3 | 3 |
| | { F. | 1 | ... | ... | ... | 1 | ... | ... | ... | ... | ... | 1 | ... | ... |
| | | 158 | ... | 9 | 16 | 101 | 25 | 7 | ... | 19 | 6 | 126 | 3 | 3 |

Hobart and Launceston belonging to the various Classes, Orders, and Sub-Orders of Occupations, arranged Periods and Grades—*continued*.

| | | Hobart. | | | | | | | | | | | | | | Launceston. | | | | | | | | | | | | | | | |
|------------|-------------|---------|-----------------|------|------|------|------|--------------|-------------|-----------|-------------------------|--------------|-------------------|-------------|--------|-----------------|-------------|-----|------|------|------|--------|--------------|-------------|-----------|-------------------------|--------------|-----------------------|-------------|------------|-------------|
| Dependant. | Not stated. | Total. | Periods of Age. | | | | | | Grade. | | | | | | Total. | Periods of Age. | | | | | | Grade. | | | | | | | | | |
| | | | -5. | -15. | -20. | -45. | -65. | 65 and over. | Not stated. | Employer. | Engaged on own account. | Wage-earner. | Relative assistg. | Unemployed. | | Dependant. | Not stated. | -5. | -15. | -20. | -45. | -65. | 65 and over. | Not stated. | Employer. | Engaged on own account. | Wage-earner. | Relative assist- ing. | Unemployed. | Dependant. | Not stated. |
| | | | | | | | | | | | | | | | | | | | | | | | | | | | | | | | |
| ... | ... | 19 | ... | 2 | 4 | 9 | 3 | 1 | ... | 2 | 3 | 11 | 1 | 2 | ... | ... | 9 | ... | ... | 2 | 5 | 1 | 1 | ... | 4 | 1 | 4 | ... | ... | ... | ... |
| ... | ... | 2 | ... | ... | ... | 1 | 1 | ... | ... | ... | 1 | 1 | ... | ... | ... | ... | ... | ... | ... | ... | ... | ... | ... | ... | ... | ... | ... | ... | ... | ... | ... |
| ... | ... | 21 | ... | 2 | 4 | 10 | 4 | 1 | ... | 2 | 4 | 12 | 1 | 2 | ... | ... | 9 | ... | ... | 2 | 5 | 1 | 1 | ... | 4 | 1 | 4 | ... | ... | ... | ... |
| ... | ... | 1 | ... | ... | ... | 1 | ... | ... | ... | ... | ... | 1 | ... | ... | ... | ... | 6 | ... | ... | 1 | 4 | 1 | ... | ... | ... | ... | 5 | ... | 1 | ... | ... |
| ... | ... | 38 | ... | 3 | 3 | 25 | 4 | 3 | ... | 9 | 14 | 15 | ... | ... | ... | ... | 37 | ... | 3 | 12 | 18 | 4 | ... | ... | 5 | 5 | 26 | ... | 1 | ... | ... |
| ... | ... | 1 | ... | ... | ... | 1 | ... | ... | ... | ... | ... | 1 | ... | ... | ... | ... | 1 | ... | ... | ... | 1 | ... | ... | 1 | ... | ... | ... | ... | ... | ... | ... |
| ... | ... | 39 | ... | 3 | 3 | 26 | 4 | 3 | ... | 9 | 14 | 16 | ... | ... | ... | ... | 38 | ... | 3 | 12 | 18 | 5 | ... | ... | 6 | 5 | 26 | ... | 1 | ... | ... |
| ... | ... | 1 | ... | ... | ... | 1 | ... | ... | ... | ... | 1 | ... | ... | ... | ... | ... | 2 | ... | ... | ... | 1 | ... | 1 | ... | ... | 2 | ... | ... | ... | ... | ... |
| ... | ... | 4 | ... | ... | ... | 2 | 1 | 1 | ... | ... | 1 | 2 | ... | 1 | ... | ... | 2 | ... | ... | ... | 2 | ... | ... | ... | 1 | 1 | ... | ... | ... | ... | ... |
| ... | ... | 92 | ... | 5 | 17 | 54 | 13 | 3 | ... | 6 | 2 | 82 | ... | 2 | ... | ... | 57 | ... | 4 | 12 | 28 | 11 | 2 | ... | 10 | 4 | 38 | 2 | 3 | ... | ... |
| ... | ... | 72 | ... | 2 | 9 | 45 | 11 | 5 | ... | 7 | 3 | 60 | ... | 2 | ... | ... | 53 | ... | 3 | 7 | 33 | 9 | 1 | ... | 5 | 6 | 39 | ... | 3 | ... | ... |
| ... | ... | 1 | ... | ... | ... | ... | 1 | ... | ... | ... | 1 | ... | ... | ... | ... | ... | ... | ... | ... | ... | ... | ... | ... | ... | ... | ... | ... | ... | ... | ... | ... |
| ... | ... | 73 | ... | 2 | 9 | 45 | 12 | 5 | ... | 7 | 4 | 60 | ... | 2 | ... | ... | 53 | ... | 3 | 7 | 33 | 9 | 1 | ... | 5 | 6 | 39 | ... | 3 | ... | ... |
| ... | ... | 57 | ... | ... | 1 | 25 | 26 | 5 | ... | 7 | 2 | 41 | ... | 7 | ... | ... | 9 | ... | ... | 2 | 4 | 3 | ... | ... | 3 | ... | 4 | ... | 2 | ... | ... |
| ... | ... | 99 | ... | 3 | 12 | 62 | 16 | 6 | ... | 17 | 13 | 67 | ... | 2 | ... | ... | 104 | ... | 12 | 28 | 47 | 14 | 3 | ... | 8 | 18 | 75 | ... | 3 | ... | ... |
| ... | ... | 1 | ... | ... | 1 | ... | ... | ... | ... | ... | ... | 1 | ... | ... | ... | ... | 7 | ... | ... | 1 | 2 | 3 | 1 | ... | ... | 1 | ... | 4 | 2 | ... | ... |
| ... | ... | 100 | ... | 3 | 13 | 62 | 16 | 6 | ... | 17 | 13 | 68 | ... | 2 | ... | ... | 111 | ... | 13 | 30 | 50 | 15 | 3 | ... | 9 | 18 | 79 | 2 | 3 | ... | ... |
| ... | ... | 1 | ... | ... | 1 | ... | ... | ... | ... | ... | ... | 1 | ... | ... | ... | ... | ... | ... | ... | ... | ... | ... | ... | ... | ... | ... | ... | ... | ... | ... | ... |
| ... | ... | 16 | ... | 1 | 6 | 7 | 2 | ... | ... | 6 | ... | 10 | ... | ... | ... | ... | 4 | ... | ... | ... | 2 | 1 | 1 | ... | 2 | 2 | ... | ... | ... | ... | ... |
| ... | ... | 16 | ... | 2 | 8 | 5 | 1 | ... | ... | ... | ... | 16 | ... | ... | ... | ... | 1 | ... | ... | 1 | ... | ... | ... | ... | ... | ... | 1 | ... | ... | ... | ... |
| ... | ... | 32 | ... | 3 | 14 | 12 | 3 | ... | ... | 6 | ... | 26 | ... | ... | ... | ... | 5 | ... | ... | 1 | 2 | 1 | 1 | ... | 2 | 2 | 1 | ... | ... | ... | ... |
| ... | 1 | 400 | ... | 34 | 76 | 205 | 57 | 28 | ... | 51 | 63 | 274 | 4 | 7 | ... | 1 | 277 | ... | 12 | 37 | 167 | 40 | 21 | ... | 22 | 41 | 206 | ... | 8 | ... | ... |
| ... | ... | 619 | ... | 36 | 197 | 340 | 37 | 9 | ... | 22 | 110 | 464 | 8 | 15 | ... | ... | 475 | ... | 19 | 182 | 252 | 19 | 3 | ... | 17 | 74 | 355 | 8 | 21 | ... | ... |
| ... | 1 | 1019 | ... | 70 | 273 | 545 | 94 | 37 | ... | 73 | 173 | 738 | 12 | 22 | ... | 1 | 752 | ... | 31 | 219 | 419 | 59 | 24 | ... | 39 | 115 | 561 | 8 | 29 | ... | ... |
| ... | ... | 12 | ... | ... | ... | 6 | 4 | 2 | ... | 1 | 1 | 9 | ... | 1 | ... | ... | 4 | ... | ... | ... | 3 | 1 | ... | ... | ... | 1 | 3 | ... | ... | ... | ... |
| ... | ... | 4 | ... | ... | ... | 1 | 2 | 1 | ... | ... | 1 | 3 | ... | ... | ... | ... | 10 | ... | ... | ... | 7 | 3 | ... | ... | 1 | ... | 9 | ... | ... | ... | ... |
| ... | ... | 1 | ... | ... | ... | ... | 1 | ... | ... | ... | ... | 1 | ... | ... | ... | ... | ... | ... | ... | ... | ... | ... | ... | ... | ... | ... | ... | ... | ... | ... | ... |
| ... | ... | 5 | ... | ... | ... | 1 | 3 | 1 | ... | ... | 1 | 4 | ... | ... | ... | ... | 10 | ... | ... | ... | 7 | 3 | ... | ... | 1 | ... | 9 | ... | ... | ... | ... |
| ... | 1 | 243 | ... | 35 | 47 | 113 | 42 | 6 | ... | 26 | 11 | 193 | 6 | 6 | ... | 1 | 90 | ... | 6 | 16 | 52 | 14 | 2 | ... | 14 | 7 | 68 | ... | 1 | ... | ... |
| ... | ... | 38 | ... | 2 | 6 | 15 | 14 | 1 | ... | 2 | 4 | 25 | 7 | ... | ... | ... | 16 | ... | 3 | 4 | 5 | 3 | 1 | ... | 1 | 3 | 8 | 4 | ... | ... | ... |
| ... | 1 | 281 | ... | 37 | 53 | 128 | 56 | 7 | ... | 28 | 15 | 218 | 13 | 6 | ... | 1 | 106 | ... | 9 | 20 | 57 | 17 | 3 | ... | 15 | 10 | 76 | 4 | 1 | ... | ... |
| ... | 1 | 44 | ... | 1 | 4 | 27 | 11 | 1 | ... | 4 | 2 | 34 | 1 | 2 | ... | 1 | 47 | ... | 3 | 4 | 31 | 6 | 3 | ... | 5 | 2 | 39 | 1 | ... | ... | ... |
| ... | ... | ... | ... | ... | ... | ... | ... | ... | ... | ... | ... | ... | ... | ... | ... | ... | 1 | ... | ... | ... | 1 | ... | ... | ... | ... | ... | 1 | ... | ... | ... | ... |
| ... | 1 | 44 | ... | 1 | 4 | 27 | 11 | 1 | ... | 4 | 2 | 34 | 1 | 2 | ... | 1 | 48 | ... | 3 | 4 | 32 | 6 | 3 | ... | 5 | 2 | 40 | 1 | ... | ... | ... |

TABLE XVI.—Showing the Number of Persons, Males, and Females living in the Colony and in the Cities of according to Age-

| Classification of Occupations. | The Colony of Tasmania. | | | | | | | | | | | | |
|---|-------------------------|-----------------|------|------|------|------|--------------|-------------|-----------|-------------------------|--------------|---------------------|-------------|
| | Total. | Periods of Age. | | | | | | | Grade. | | | | |
| | | -5. | -15. | -20. | -45. | -65. | 65 and over. | Not stated. | Employer. | Engaged on own account. | Wage-earner. | Relative assisting. | Unemployed. |
| CLASS IV.—continued. | | | | | | | | | | | | | |
| ORDER 17.—Persons not otherwise classed, engaged in connection with Manufactures or other Processes connected with Animal and Vegetable substances. | | | | | | | | | | | | | |
| Sub-Order 1.—Animal Matters (not otherwise classed)... { M. | 78 | ... | 4 | 13 | 45 | 12 | 4 | ... | 10 | 4 | 58 | 3 | 3 |
| F. | 2 | ... | ... | 1 | 1 | ... | ... | ... | ... | ... | 2 | ... | ... |
| | 80 | ... | 4 | 14 | 46 | 12 | 4 | ... | 10 | 4 | 60 | 3 | 3 |
| Sub-Order 2.—Working in Wood { M. | 695 | ... | 24 | 96 | 453 | 97 | 25 | ... | 56 | 48 | 556 | 21 | 14 |
| F. | 5 | ... | ... | 2 | 1 | 2 | ... | ... | 1 | 1 | 2 | 1 | ... |
| | 700 | ... | 24 | 98 | 454 | 99 | 25 | ... | 57 | 49 | 558 | 22 | 14 |
| Sub-Order 3.—Working in Vegetable Produce for Fodder M. | 7 | ... | 1 | 2 | 3 | 1 | ... | ... | ... | ... | 7 | ... | ... |
| Sub-Order 4.—Paper Manufacturers M. | 1 | ... | ... | ... | 1 | ... | ... | ... | ... | ... | 1 | ... | ... |
| ORDER 18.—Persons engaged in the Alteration, Modification, or Manufacture, or in other Processes relating to Metals or Mineral matters. | | | | | | | | | | | | | |
| Sub-Order 1.—In the conversion of Coal and other Substances to purposes of Fuel, Light, or forms of Energy not otherwise classed M. | 107 | ... | 1 | 12 | 69 | 22 | 3 | ... | 3 | 4 | 98 | ... | 2 |
| Sub-Order 2.—Manufactures and Processes relating to Stone, Clay, Earthenware, Glass, and Minerals not otherwise classed { M. | 234 | ... | 15 | 37 | 139 | 34 | 9 | ... | 31 | 8 | 185 | 2 | 8 |
| F. | 1 | ... | ... | ... | ... | 1 | ... | ... | 1 | ... | ... | ... | ... |
| | 235 | ... | 15 | 37 | 139 | 35 | 9 | ... | 32 | 8 | 185 | 2 | 8 |
| Sub-Order 3.—Gold, Silver, and Precious Stones M. | 40 | ... | 4 | 11 | 23 | 1 | 1 | ... | 5 | 3 | 28 | 2 | 2 |
| Sub-Order 4.—Metals other than Gold and Silver..... { M. | 1107 | ... | 35 | 238 | 675 | 115 | 44 | ... | 122 | 111 | 812 | 30 | 31 |
| F. | 1 | ... | ... | ... | 1 | ... | ... | ... | ... | ... | 1 | ... | ... |
| | 1108 | ... | 35 | 238 | 672 | 115 | 44 | ... | 122 | 111 | 813 | 30 | 31 |
| ORDER 19.—Persons engaged in the Construction or Repair of Buildings, Roads, Railways, Canals, Docks, Earthworks, &c., in the deposit of Silt, Dead Matter, or Refuse, or in operations the nature of which is undefined. | | | | | | | | | | | | | |
| Sub-Order 1.—Houses and Buildings M. | 2743 | ... | 61 | 376 | 1702 | 469 | 131 | 4 | 282 | 331 | 1923 | 41 | 166 |
| Sub-Order 2.—Roads, Railways, Earthworks, &c., or undefined M. | 2295 | ... | 16 | 211 | 1777 | 252 | 37 | 2 | 245 | 112 | 1863 | 29 | 46 |
| Sub-Order 3.—Disposition of Dead Matter or Refuse..... M. | 128 | ... | ... | 11 | 66 | 41 | 10 | ... | 3 | 7 | 117 | ... | 1 |
| ORDER 20.—Industrial Workers imperfectly defined. | | | | | | | | | | | | | |
| Sub-Order 1.—Imperfectly defined..... { M. | 3350 | ... | 120 | 471 | 2016 | 494 | 248 | 1 | 43 | 178 | 2856 | 33 | 239 |
| F. | 40 | ... | 1 | 13 | 23 | 3 | ... | ... | ... | 4 | 34 | ... | 2 |
| | 3390 | ... | 121 | 484 | 2039 | 497 | 248 | 1 | 43 | 182 | 2890 | 33 | 241 |
| CLASS V.—AGRICULTURAL, PASTORAL, MINERAL, AND OTHER PRIMARY PRODUCERS. | | | | | | | | | | | | | |
| ORDER 21.—Persons directly engaged in the cultivation of Land, or to Rearing or Breeding Animals, or in obtaining Raw Products from Natural Sources. | | | | | | | | | | | | | |
| Sub-Order 1.—Agricultural Pursuits..... { M. | 14,584 | ... | 993 | 2349 | 7064 | 2759 | 1407 | 12 | 2127 | 3064 | 5986 | 3158 | 248 |
| F. | 1447 | ... | 164 | 323 | 549 | 312 | 99 | ... | 138 | 255 | 309 | 745 | ... |
| | 16,031 | ... | 1157 | 2672 | 7613 | 3071 | 1506 | 12 | 2265 | 3319 | 6295 | 3903 | 248 |

Hobart and Launceston belonging to the various Classes, Orders, and Sub-Orders of Occupations, arranged Periods and Grades—*continued*.

| | | Hobart. | | | | | | | | | | | | Launceston. | | | | | | | | | | | | | | | | | |
|------------|-------------|---------|-----------------|------|------|------|------|--------------|-------------|-----------|-------------------------|--------------|------------------|-------------|--------|-----------------|-------------|-----|------|------|------|--------|--------------|-------------|-----------|-------------------------|--------------|----------------------|-------------|------------|-------------|
| | | Total. | Periods of Age. | | | | | | Grade. | | | | | | Total. | Periods of Age. | | | | | | Grade. | | | | | | | | | |
| Dependant. | Not stated. | | -5. | -15. | -20. | -45. | -65. | 65 and over. | Not stated. | Employer. | Engaged on own account. | Wage-earner. | Relative assign. | Unemployed. | | Dependant. | Not stated. | -5. | -15. | -20. | -45. | -65. | 65 and over. | Not stated. | Employer. | Engaged on own account. | Wage-earner. | Relative assist-ing. | Unemployed. | Dependant. | Not stated. |
| | | | | | | | | | | | | | | | | | | | | | | | | | | | | | | | |
| ... | ... | 19 | ... | 2 | 1 | 13 | 2 | 1 | ... | 3 | ... | 16 | ... | ... | ... | 14 | ... | ... | 2 | 8 | 2 | 2 | ... | 2 | ... | ... | 11 | ... | 1 | ... | ... |
| ... | ... | ... | ... | ... | ... | ... | ... | ... | ... | ... | ... | ... | ... | ... | ... | 1 | ... | ... | 1 | ... | ... | ... | ... | ... | ... | ... | 1 | ... | ... | ... | ... |
| ... | ... | 19 | ... | 2 | 1 | 13 | 2 | 1 | ... | 3 | ... | 16 | ... | ... | ... | 15 | ... | ... | 3 | 8 | 2 | 2 | ... | 2 | ... | ... | 12 | ... | 1 | ... | ... |
| ... | ... | 94 | ... | 1 | 15 | 58 | 17 | 3 | ... | 5 | 3 | 86 | ... | ... | ... | 46 | ... | 2 | 5 | 29 | 8 | 2 | ... | 2 | 4 | 37 | ... | 3 | ... | ... | |
| ... | ... | 3 | ... | ... | 1 | 1 | 1 | ... | ... | ... | 1 | 2 | ... | ... | ... | ... | ... | ... | ... | ... | ... | ... | ... | ... | ... | ... | ... | ... | ... | ... | ... |
| ... | ... | 97 | ... | 1 | 16 | 59 | 18 | 3 | ... | 5 | 4 | 88 | ... | ... | ... | 46 | ... | 2 | 5 | 29 | 8 | 2 | ... | 2 | 4 | 37 | ... | 3 | ... | ... | |
| ... | ... | ... | ... | ... | ... | ... | ... | ... | ... | ... | ... | ... | ... | ... | ... | 1 | ... | ... | 1 | ... | ... | ... | ... | ... | ... | 1 | ... | ... | ... | ... | ... |
| ... | ... | 1 | ... | ... | ... | 1 | ... | ... | ... | ... | ... | 1 | ... | ... | ... | ... | ... | ... | ... | ... | ... | ... | ... | ... | ... | ... | ... | ... | ... | ... | ... |
| ... | ... | ... | ... | ... | ... | ... | ... | ... | ... | ... | ... | ... | ... | ... | ... | ... | ... | ... | ... | ... | ... | ... | ... | ... | ... | ... | ... | ... | ... | ... | ... |
| ... | ... | 49 | ... | ... | 5 | 33 | 10 | 1 | ... | 2 | ... | 46 | ... | 1 | ... | 36 | ... | 1 | 6 | 19 | 10 | ... | ... | ... | 1 | 34 | ... | 1 | ... | ... | |
| ... | ... | 12 | ... | 1 | 4 | 5 | 2 | ... | ... | 1 | ... | 11 | ... | ... | ... | 55 | ... | 5 | 14 | 30 | 5 | 1 | ... | 5 | ... | 43 | ... | 7 | ... | ... | |
| ... | ... | ... | ... | ... | ... | ... | ... | ... | ... | ... | ... | ... | ... | ... | ... | ... | ... | ... | ... | ... | ... | ... | ... | ... | ... | ... | ... | ... | ... | ... | ... |
| ... | ... | 12 | ... | 1 | 4 | 5 | 2 | ... | ... | 1 | ... | 11 | ... | ... | ... | 55 | ... | 5 | 14 | 30 | 5 | 1 | ... | 5 | ... | 43 | ... | 7 | ... | ... | |
| ... | ... | 21 | ... | 2 | 5 | 12 | 1 | 1 | ... | 3 | ... | 15 | 2 | 1 | ... | 11 | ... | 1 | 3 | 7 | ... | ... | ... | 1 | ... | 9 | ... | 1 | ... | ... | |
| ... | 1 | 238 | ... | 4 | 52 | 152 | 26 | 4 | ... | 17 | 13 | 204 | 2 | 1 | 1 | 211 | ... | 5 | 41 | 136 | 22 | 7 | ... | 17 | 4 | 184 | ... | 6 | ... | ... | |
| ... | ... | 1 | ... | ... | ... | 1 | ... | ... | ... | ... | ... | 1 | ... | ... | ... | ... | ... | ... | ... | ... | ... | ... | ... | ... | ... | ... | ... | ... | ... | ... | ... |
| ... | 1 | 239 | ... | 4 | 52 | 153 | 26 | 4 | ... | 17 | 13 | 205 | 2 | 1 | 1 | 211 | ... | 5 | 41 | 136 | 22 | 7 | ... | 17 | 4 | 184 | ... | 6 | ... | ... | |
| ... | ... | ... | ... | ... | ... | ... | ... | ... | ... | ... | ... | ... | ... | ... | ... | ... | ... | ... | ... | ... | ... | ... | ... | ... | ... | ... | ... | ... | ... | ... | ... |
| ... | ... | 815 | ... | 18 | 141 | 506 | 120 | 30 | ... | 84 | 56 | 606 | 4 | 65 | ... | 540 | ... | 20 | 97 | 333 | 67 | 27 | ... | 45 | 41 | 419 | 9 | 30 | ... | ... | |
| ... | ... | 100 | ... | ... | 6 | 68 | 23 | 3 | ... | 17 | ... | 79 | 1 | 3 | ... | 61 | ... | 1 | 1 | 38 | 19 | 2 | ... | 10 | 2 | 44 | ... | 5 | ... | ... | |
| ... | ... | 64 | ... | ... | 6 | 32 | 19 | 7 | ... | 3 | ... | 61 | ... | ... | ... | 57 | ... | ... | 4 | 33 | 19 | 1 | ... | ... | 4 | 52 | ... | 1 | ... | ... | |
| ... | 1 | 442 | ... | 14 | 61 | 273 | 66 | 28 | ... | 9 | 24 | 351 | 1 | 56 | ... | 319 | ... | 6 | 46 | 189 | 53 | 25 | ... | 10 | 25 | 266 | ... | 117 | ... | ... | |
| ... | ... | 11 | ... | ... | 5 | 5 | 1 | ... | ... | ... | 2 | 8 | ... | 1 | ... | 27 | ... | 1 | 8 | 16 | 2 | ... | ... | ... | 2 | 24 | ... | 1 | ... | ... | |
| ... | 1 | 453 | ... | 14 | 66 | 278 | 67 | 28 | ... | 9 | 26 | 359 | 1 | 57 | ... | 346 | ... | 7 | 54 | 205 | 55 | 25 | ... | 10 | 27 | 290 | ... | 118 | ... | ... | |
| ... | ... | ... | ... | ... | ... | ... | ... | ... | ... | ... | ... | ... | ... | ... | ... | ... | ... | ... | ... | ... | ... | ... | ... | ... | ... | ... | ... | ... | ... | ... | ... |
| ... | 1 | 207 | ... | 3 | 12 | 92 | 62 | 38 | ... | 18 | 39 | 123 | 3 | 23 | ... | 1 | 197 | ... | 5 | 15 | 80 | 58 | 39 | ... | 18 | 39 | 102 | 3 | 35 | ... | ... |
| ... | ... | 4 | ... | 1 | 1 | 1 | 1 | ... | ... | ... | ... | 2 | 2 | ... | ... | 5 | ... | ... | ... | 4 | 1 | ... | ... | 1 | 1 | 1 | 2 | ... | ... | ... | |
| ... | 1 | 211 | ... | 4 | 13 | 93 | 63 | 38 | ... | 18 | 39 | 125 | 5 | 23 | ... | 1 | 202 | ... | 5 | 15 | 84 | 59 | 39 | ... | 19 | 40 | 103 | 5 | 35 | ... | ... |

TABLE XVI.—Showing the Number of Persons, Males, and Females living in the Colony and in the Cities of according to Age-

| Classification of Occupations. | The Colony of Tasmania. | | | | | | | | | | | | |
|---|-------------------------|------------------|------------------|------------|-------------|------------|--------------|-------------|-----------|-------------------------|--------------|-----------------------|-------------|
| | Total. | Periods of Age. | | | | | | | Grade. | | | | |
| | | -5. | -15. | -20. | -45. | -65. | 65 and over. | Not stated. | Employer. | Engaged on own account. | Wage-earner. | Relative assist- ing. | Unemployed. |
| CLASS V.—continued. | | | | | | | | | | | | | |
| Sub-Order 2.—Pastoral Pursuits..... | M. 2040 F. 407 | ... | 97 41 | 262 106 | 986 160 | 488 62 | 207 38 | ... | 429 37 | 532 85 | 702 42 | 361 243 | 16 ... |
| | 2447 | ... | 138 | 368 | 1146 | 550 | 245 | ... | 466 | 617 | 744 | 604 | 16 |
| Sub-Order 3.—Fisheries, the capture of, preservation, or destruction of Wild Animals, or the acquisition of Products yielded by Wild Animals | M. 486 F. 25 | ... | 68 6 | 91 3 | 241 12 | 48 4 | 38 ... | ... | 22 ... | 148 2 | 265 1 | 42 22 | 9 ... |
| | 511 | ... | 74 | 94 | 253 | 52 | 38 | ... | 22 | 150 | 266 | 64 | 9 |
| Sub-Order 4.—Forestry, or the acquisition of Raw Pro- ducts yielded by Natural Vegetation..... | M. 543 F. 2 | ... | 21 ... | 78 ... | 340 2 | 70 ... | 34 ... | ... | 16 1 | 109 1 | 379 ... | 24 ... | 15 ... |
| | 545 | ... | 21 | 78 | 342 | 70 | 34 | ... | 17 | 110 | 379 | 24 | 15 |
| Sub-Order 5.—Engaged in the Conservancy of Water in all its forms, and in Water Supply from Natural Sources | M. 46 | ... | 2 | 2 | 37 | 5 | ... | ... | ... | ... | 44 | ... | 2 |
| Sub-Order 6.—Mines, Quarries, or the acquisition of Natural Mineral Products | M. 3987 F. 1 | ... | 33 ... | 214 1 | 2452 ... | 619 ... | 132 ... | 537 ... | 73 ... | 636 ... | 3085 1 | 9 ... | 182 ... |
| | 3988 | ... | 33 | 215 | 2452 | 619 | 132 | 537 | 73 | 636 | 3086 | 9 | 182 |
| CLASS VI.—INDEFINITE. | | | | | | | | | | | | | |
| ORDER 22.—Persons whose Occupations are undefined, or unknown, embracing those who derive Incomes from sources which cannot be directly related to any other Class. | | | | | | | | | | | | | |
| Sub-Order 1.—Persons of independent means having no specific occupation, or undefined | M. 249 F. 422 | ... | ... | 6 2 | 41 98 | 81 164 | 120 152 | 1 6 | 6 5 | 203 417 | 31 ... | ... | 4 ... |
| | 671 | ... | ... | 8 | 139 | 245 | 272 | 7 | 11 | 620 | 31 | ... | 4 |
| Sub-Order 2.—Others undefined, both as regards means and particular occupation | M. 318 F. 147 | ... | 7 ... | 45 16 | 158 67 | 47 46 | 50 18 | 11 ... | 6 ... | 20 48 | 149 94 | 11 ... | 64 5 |
| | 465 | ... | 7 | 61 | 225 | 93 | 68 | 11 | 6 | 68 | 243 | 11 | 69 |
| CLASS VII.—DEPENDANTS. | | | | | | | | | | | | | |
| ORDER 23.—Persons dependent upon Natural Guardians. | | | | | | | | | | | | | |
| Sub-Order 1.—Domestic Duties for which remuneration is not paid | F. 25,849 | ... | 681 | 2391 | 16,511 | 5225 | 1032 | 9 | ... | ... | ... | ... | ... |
| Sub-Order 2.—Dependent Scholars and Students | M. 13,438 F. 12,922 | 455 412 | 12,609 12,012 | 372 496 | 2 2 | ... | ... | ... | ... | ... | ... | ... | ... |
| | 26,360 | 867 | 24,621 | 868 | 4 | ... | ... | ... | ... | ... | ... | ... | ... |
| Sub-Order 3.—Dependent Relatives not stated to be per- forming Domestic Duties..... | M. 14,165 F. 17,089 | 10,373 10,203 | 3345 4081 | 133 918 | 58 1027 | 31 395 | 225 461 | ... | ... | ... | ... | ... | ... |
| | 31,254 | 20,576 | 7426 | 1051 | 1085 | 426 | 686 | 4 | ... | ... | ... | ... | ... |
| ORDER 24.—Persons dependant upon the State, or upon Public or Private Support. | | | | | | | | | | | | | |
| Sub-Order 1.—Supported by Voluntary and State Contri- butions | M. 977 F. 626 | 11 11 | 86 119 | 43 43 | 142 126 | 134 144 | 561 181 | ... | ... | ... | ... | ... | ... |
| | 1603 | 22 | 205 | 86 | 268 | 278 | 742 | 2 | ... | ... | ... | ... | ... |
| Sub-Order 2.—Criminal Class | M. 147 F. 43 | 2 1 | 1 7 | 7 28 | 98 4 | 19 1 | 20 2 | ... | ... | ... | ... | ... | ... |
| | 190 | 3 | 8 | 35 | 102 | 20 | 22 | ... | ... | ... | ... | ... | ... |

Hobart and Launceston belonging to the various Classes, Orders, and Sub-Orders of Occupations, arranged Periods and Grades.—*continued.*

| Hobart. | | | | | | | | | | | | | | | | Launceston. | | | | | | | | | | | | | | | |
|------------|-------------|--------|-----------------|------|------|------|------|--------------|-------------|-----------|-------------------------|--------------|-----------------|-------------|--------|-----------------|-------------|------|------|------|------|--------|--------------|-------------|-----------|-------------------------|--------------|----------------------|-------------|------------|-------------|
| Dependant. | Not stated. | Total. | Periods of Age. | | | | | | Grade. | | | | | | Total. | Periods of Age. | | | | | | Grade. | | | | | | | | | |
| | | | -5. | -15. | -20. | -45. | -65. | 65 and over. | Not stated. | Employer. | Engaged on own account. | Wage-earner. | Relative assig. | Unemployed. | | Dependant. | Not stated. | -5. | -15. | -20. | -45. | -65. | 65 and over. | Not stated. | Employer. | Engaged on own account. | Wage-earner. | Relative assist-ing. | Unemployed. | Dependant. | Not stated. |
| | | | | | | | | | | | | | | | | | | | | | | | | | | | | | | | |
| ... | ... | 63 | ... | 1 | 7 | 35 | 11 | 9 | 34 | 14 | 11 | 2 | 2 | ... | ... | 34 | ... | ... | 1 | 15 | 10 | 8 | ... | 6 | 17 | 10 | ... | 1 | ... | ... | ... |
| ... | ... | 7 | ... | ... | ... | 3 | 2 | 2 | ... | 1 | 3 | ... | 3 | ... | ... | 11 | ... | ... | 3 | 4 | 4 | ... | ... | ... | 5 | 6 | ... | ... | ... | ... | ... |
| ... | ... | 70 | ... | 1 | 7 | 38 | 13 | 11 | 35 | 17 | 11 | 5 | 2 | ... | ... | 45 | ... | ... | 4 | 19 | 14 | 8 | ... | 6 | 22 | 16 | ... | 1 | ... | ... | ... |
| ... | ... | 26 | ... | 2 | 2 | 15 | 4 | 3 | ... | 16 | 13 | ... | ... | ... | ... | 18 | ... | 2 | 5 | 7 | 2 | 2 | ... | 2 | 7 | 8 | ... | 1 | ... | ... | ... |
| ... | ... | ... | ... | ... | ... | ... | ... | ... | ... | ... | ... | ... | ... | ... | ... | ... | ... | ... | ... | ... | ... | ... | ... | ... | ... | ... | ... | ... | ... | ... | ... |
| ... | ... | 26 | ... | 2 | 2 | 15 | 4 | 3 | ... | 16 | 10 | ... | ... | ... | ... | 18 | ... | 2 | 5 | 7 | 2 | 2 | ... | 2 | 7 | 8 | ... | 1 | ... | ... | ... |
| ... | ... | 6 | ... | ... | ... | 3 | 2 | 1 | ... | 1 | 3 | ... | 2 | ... | ... | 6 | ... | ... | ... | 5 | 1 | ... | ... | ... | ... | 5 | ... | 1 | ... | ... | ... |
| ... | ... | ... | ... | ... | ... | ... | ... | ... | ... | ... | ... | ... | ... | ... | ... | ... | ... | ... | ... | ... | ... | ... | ... | ... | ... | ... | ... | ... | ... | ... | ... |
| ... | ... | 6 | ... | ... | ... | 3 | 2 | 1 | ... | ... | ... | ... | ... | ... | ... | 6 | ... | ... | ... | 5 | 1 | ... | ... | ... | ... | 5 | ... | 1 | ... | ... | ... |
| ... | ... | ... | ... | ... | ... | ... | ... | ... | ... | ... | ... | ... | ... | ... | ... | 7 | ... | ... | 1 | 5 | 1 | ... | ... | ... | ... | 7 | ... | ... | ... | ... | ... |
| ... | 2 | 99 | ... | ... | 3 | 80 | 14 | 2 | ... | 4 | 4 | 71 | ... | 20 | ... | 118 | ... | 1 | 4 | 87 | 23 | 3 | ... | 1 | 5 | 77 | 134 | ... | ... | ... | ... |
| ... | ... | ... | ... | ... | ... | ... | ... | ... | ... | ... | ... | ... | ... | ... | ... | ... | ... | ... | ... | ... | ... | ... | ... | ... | ... | ... | ... | ... | ... | ... | ... |
| ... | 2 | 99 | ... | ... | 3 | 80 | 14 | 2 | ... | 4 | 4 | 71 | ... | 20 | ... | 118 | ... | 1 | 4 | 87 | 23 | 3 | ... | 1 | 5 | 77 | 1 | 34 | ... | ... | ... |
| ... | ... | ... | ... | ... | ... | ... | ... | ... | ... | ... | ... | ... | ... | ... | ... | ... | ... | ... | ... | ... | ... | ... | ... | ... | ... | ... | ... | ... | ... | ... | ... |
| ... | 5 | 88 | ... | ... | 4 | 19 | 30 | 34 | 1 | ... | 52 | 27 | ... | 4 | 5 | 36 | ... | ... | ... | 3 | 8 | 25 | ... | 1 | 33 | 2 | ... | ... | ... | ... | ... |
| ... | ... | 152 | ... | ... | 1 | 34 | 68 | 43 | 6 | 5 | 147 | ... | ... | ... | ... | 95 | ... | ... | ... | 25 | 37 | 33 | ... | ... | 95 | ... | ... | ... | ... | ... | |
| ... | 5 | 240 | ... | ... | 5 | 53 | 98 | 77 | 7 | 5 | 199 | 27 | ... | 4 | 5 | 131 | ... | ... | ... | 28 | 45 | 58 | ... | 1 | 128 | 2 | ... | ... | ... | ... | ... |
| ... | 68 | 31 | ... | ... | 3 | 21 | 5 | 2 | ... | 1 | 3 | 8 | ... | 19 | ... | 40 | ... | 7 | 9 | 7 | 12 | 5 | ... | ... | 2 | 16 | 11 | ... | ... | 11 | ... |
| ... | ... | ... | ... | ... | ... | ... | ... | ... | ... | ... | ... | ... | ... | ... | ... | 6 | ... | ... | 2 | 3 | 1 | ... | ... | ... | ... | 6 | ... | ... | ... | ... | ... |
| ... | 68 | 31 | ... | ... | 3 | 21 | 5 | 2 | ... | 1 | 3 | 8 | ... | 19 | ... | 46 | ... | 7 | 11 | 10 | 13 | 5 | ... | ... | 2 | 22 | 11 | ... | ... | 11 | ... |
| 25,842 | ... | 4509 | ... | 76 | 333 | 3001 | 927 | 172 | ... | ... | ... | ... | ... | ... | 4509 | 3047 | ... | 54 | 225 | 1994 | 655 | 119 | ... | ... | ... | ... | ... | ... | 3047 | ... | ... |
| 13,438 | ... | 2383 | 136 | 2165 | 82 | ... | ... | ... | ... | ... | ... | ... | ... | ... | 2383 | 1747 | 78 | 1609 | 58 | 2 | ... | ... | ... | ... | ... | ... | ... | ... | ... | 1747 | ... |
| 12,922 | ... | 2343 | 103 | 2122 | 116 | 2 | ... | ... | ... | ... | ... | ... | ... | ... | 2343 | 1707 | 62 | 1558 | 87 | ... | ... | ... | ... | ... | ... | ... | ... | ... | ... | 1707 | ... |
| 26,360 | ... | 4726 | 239 | 4287 | 198 | 2 | ... | ... | ... | ... | ... | ... | ... | ... | 4726 | 3454 | 140 | 3167 | 145 | 2 | ... | ... | ... | ... | ... | ... | ... | ... | ... | 3454 | ... |
| 14,165 | ... | 1860 | 1461 | 300 | 31 | 13 | 7 | 48 | ... | ... | ... | ... | ... | ... | 1860 | 1289 | 1052 | 183 | 7 | 7 | 11 | 29 | ... | ... | ... | ... | ... | ... | 1289 | ... | |
| 17,089 | ... | 2653 | 1483 | 444 | 176 | 309 | 120 | 121 | ... | ... | ... | ... | ... | ... | 2653 | 1682 | 1083 | 227 | 76 | 162 | 69 | 65 | ... | ... | ... | ... | ... | ... | 1682 | ... | |
| 31,254 | ... | 4513 | 2944 | 744 | 207 | 322 | 127 | 169 | ... | ... | ... | ... | ... | ... | 4513 | 2971 | 2135 | 410 | 83 | 169 | 80 | 94 | ... | ... | ... | ... | ... | ... | 2971 | ... | |
| 977 | ... | 142 | 1 | 49 | 9 | 39 | 21 | 23 | ... | ... | ... | ... | ... | ... | 142 | 246 | 8 | 15 | 10 | 24 | 28 | 161 | ... | ... | ... | ... | ... | ... | 246 | ... | |
| 626 | ... | 153 | 8 | 73 | 32 | 19 | 17 | 3 | 1 | ... | ... | ... | ... | ... | 153 | 124 | 2 | 39 | 9 | 19 | 19 | 35 | 1 | ... | ... | ... | ... | ... | 124 | ... | |
| 1603 | ... | 295 | 9 | 122 | 41 | 58 | 38 | 26 | 1 | ... | ... | ... | ... | ... | 295 | 370 | 10 | 54 | 19 | 43 | 47 | 196 | 1 | ... | ... | ... | ... | ... | 370 | ... | |
| 147 | ... | 118 | 1 | ... | 4 | 87 | 13 | 13 | ... | ... | ... | ... | ... | ... | 118 | 24 | 1 | ... | 3 | 9 | 5 | 6 | ... | ... | ... | ... | ... | ... | 24 | ... | |
| 43 | ... | 35 | 1 | 5 | 25 | 2 | ... | 2 | ... | ... | ... | ... | ... | ... | 35 | 8 | ... | 2 | 3 | 2 | 1 | ... | ... | ... | ... | ... | ... | ... | 8 | ... | |
| 190 | ... | 153 | 2 | 5 | 29 | 89 | 13 | 15 | ... | ... | ... | ... | ... | ... | 153 | 32 | 1 | 2 | 6 | 11 | 6 | 6 | ... | ... | ... | ... | ... | ... | 32 | ... | |

Occupations of the People—

TABLE XVII.—Showing in classified arrangement the Number of Males of all

| Classification of Occupations. | The Colony of Tasmania. | | | | | | | | | | | | |
|--|-------------------------|-----------------|------|------|------|------|--------------|-------------|-----------|-------------------------|--------------|---------------------|-------------|
| | Total. | Periods of Age. | | | | | | | Grade. | | | | |
| | | -5. | -15. | -20. | -45. | -65. | 65 and over. | Not stated. | Employer. | Engaged on own account. | Wage-earner. | Relative assisting. | Unemployed. |
| CLASS I.—PROFESSIONAL. | | | | | | | | | | | | | |
| ORDER 1.—PERSONS ENGAGED IN GOVERNMENT, DEFENCE, LAW, AND PROTECTION, NOT OTHERWISE CLASSED. | | | | | | | | | | | | | |
| Sub-Order 1.—General Government. | | | | | | | | | | | | | |
| The Governor | 1 | ... | ... | ... | ... | 1 | ... | ... | ... | ... | 1 | ... | ... |
| Officer of Government Department | 271 | ... | 3 | 36 | 163 | 60 | 9 | ... | ... | ... | 271 | ... | ... |
| Sub-Order 2.—Local Government. | | | | | | | | | | | | | |
| Officer of Local Body | 52 | ... | 1 | 4 | 18 | 24 | 5 | ... | ... | ... | 52 | ... | ... |
| Others (including Mayors or Members of Local Bodies whose ordinary occupation is not stated) | 5 | ... | ... | ... | 3 | 2 | ... | ... | ... | ... | 5 | ... | ... |
| Sub-Order 3.—Defence. | | | | | | | | | | | | | |
| Officer of Defence Department | 6 | ... | ... | 1 | 1 | 4 | ... | ... | ... | ... | 6 | ... | ... |
| Army Officer in actual service | 1 | ... | ... | ... | ... | 1 | ... | ... | ... | ... | 1 | ... | ... |
| Army Non-commissioned Officer, Private | 29 | ... | ... | ... | 26 | 2 | 1 | ... | ... | ... | 29 | ... | ... |
| Naval Officer in actual service | 12 | ... | ... | 1 | 11 | ... | ... | ... | ... | ... | 12 | ... | ... |
| Naval Petty Officer, Sailor | 51 | ... | ... | 10 | 41 | ... | ... | ... | ... | ... | 51 | ... | ... |
| Others (including Militia or Volunteer Officer whose ordinary occupation is not stated) | 5 | ... | ... | ... | 2 | 3 | ... | ... | ... | ... | 5 | ... | ... |
| Sub-Order 4.—Law and Order. | | | | | | | | | | | | | |
| Officer of Law Department | 8 | ... | ... | ... | 2 | 4 | 2 | ... | ... | ... | 8 | ... | ... |
| Judge | 3 | ... | ... | ... | 1 | 2 | ... | ... | ... | ... | 3 | ... | ... |
| Law Court Officer | 11 | ... | ... | ... | 4 | 6 | 1 | ... | ... | ... | 11 | ... | ... |
| Magistrate | 8 | ... | ... | ... | 2 | 3 | 3 | ... | ... | ... | 8 | ... | ... |
| Barrister | 23 | ... | ... | ... | 13 | 8 | 2 | ... | 12 | 10 | ... | ... | 1 |
| Solicitor | 89 | ... | ... | ... | 64 | 21 | 4 | ... | 47 | 28 | 9 | ... | 5 |
| Law Clerk | 107 | ... | 2 | 41 | 53 | 9 | 2 | ... | ... | ... | 106 | ... | 1 |
| Law Student | 47 | ... | ... | 16 | 31 | ... | ... | ... | ... | ... | 46 | 1 | ... |
| Police, Principal Officer | 83 | ... | ... | ... | 33 | 48 | 2 | ... | ... | ... | 83 | ... | ... |
| " Petty Officer, Policeman, Detective | 204 | ... | ... | ... | 168 | 35 | 1 | ... | ... | ... | 204 | ... | ... |
| Penal, Principal Officer | 3 | ... | ... | ... | 1 | 2 | ... | ... | ... | ... | 3 | ... | ... |
| " Petty Officer, Subordinate | 30 | ... | ... | ... | 16 | 14 | ... | ... | ... | ... | 30 | ... | ... |
| Others | 1 | ... | ... | ... | ... | 1 | ... | ... | ... | ... | 1 | ... | ... |
| ORDER 2.—PERSONS MINISTERING TO RELIGION, CHARITY, HEALTH, EDUCATION, ART, AND SCIENCE. | | | | | | | | | | | | | |
| Sub-Order 1.—Religion— | | | | | | | | | | | | | |
| Clergyman | 196 | ... | ... | ... | 101 | 74 | 21 | ... | 18 | ... | 177 | ... | 1 |
| Irregular Clergy | 23 | ... | ... | ... | 20 | 3 | ... | ... | ... | ... | 23 | ... | ... |
| Church Officer | 12 | ... | ... | ... | 4 | 4 | 4 | ... | ... | ... | 12 | ... | ... |
| Others connected with Religion | 9 | ... | ... | ... | 7 | 2 | ... | ... | ... | 1 | 8 | ... | ... |
| Sub-Order 2.—Charity, exclusive of Hospitals— | | | | | | | | | | | | | |
| Officer of Department of Charity | 4 | ... | ... | ... | 1 | 2 | 1 | ... | ... | ... | 4 | ... | ... |
| Officer of Charitable or Benevolent Institution | 6 | ... | ... | ... | 3 | 2 | 1 | ... | ... | ... | 6 | ... | ... |
| Subordinate Officer or Servant of Charitable or Benevolent Institution | 11 | ... | 1 | 1 | 7 | 2 | ... | ... | ... | ... | 11 | ... | ... |
| Sub-Order 3.—Health— | | | | | | | | | | | | | |
| Officer of Health Department | 3 | ... | ... | ... | 2 | 1 | ... | ... | ... | ... | 3 | ... | ... |
| Medical Man in Practice | 84 | ... | ... | ... | 59 | 22 | 3 | ... | 18 | 60 | 5 | ... | 1 |
| Irregular Medical Practitioner | 3 | ... | ... | ... | 2 | 1 | ... | ... | ... | 2 | 1 | ... | ... |
| Dentist | 23 | ... | ... | 7 | 12 | 4 | ... | ... | 6 | 7 | 10 | ... | ... |
| Pharmaceutical Chemist | 120 | ... | 4 | 26 | 76 | 13 | 1 | ... | 21 | 17 | 81 | ... | 1 |
| Hospital or Asylum Officer or Attendant not otherwise described | 48 | ... | ... | ... | 38 | 9 | 1 | ... | ... | ... | 48 | ... | ... |
| Veterinary Surgeon | 15 | ... | 1 | 2 | 7 | 3 | 2 | ... | 1 | 9 | 4 | 1 | ... |
| Others | 5 | ... | 1 | ... | 2 | 1 | 1 | ... | 2 | 1 | 2 | ... | ... |
| Sub-Order 4.—Literature. | | | | | | | | | | | | | |
| Author, Editor, Journalist | 26 | ... | ... | ... | 23 | 3 | ... | ... | ... | ... | 25 | ... | 1 |
| Reporter | 20 | ... | ... | ... | 19 | 1 | ... | ... | ... | 1 | 19 | ... | ... |

Specific Occupations.

Ages, and whether Employers, Employed, &c., in respect to each Occupation.

| Hobart. | | | | | | | | | | | | | | | | | Launceston. | | | | | | | | | | | | | | | | |
|------------|-------------|-----------------|-----|------|------|------|------|--------------|-------------|-----------|-------------------------|--------------|-----------------|-------------|------------|-------------|-------------|-----|-----------------|------|------|------|--------------|-------------|-----------|-------------------------|--------------|----------------------|-------------|------------|-------------|--|--|
| | | Periods of Age. | | | | | | | | | | Grade. | | | | | | | Periods of Age. | | | | | | | | | | Grade. | | | | |
| Dependant. | Not stated. | Total. | -5. | -15. | -20. | -45. | -65. | 65 and over. | Not stated. | Employer. | Engaged on own account. | Wage earner. | Relative assig. | Unemployed. | Dependant. | Not stated. | Total. | -5. | -15. | -20. | -45. | -65. | 65 and over. | Not stated. | Employer. | Engaged on own account. | Wage-earner. | Relative assist-ing. | Unemployed. | Dependant. | Not stated. | | |
| ... | ... | 141 | ... | 2 | 17 | 83 | 32 | 7 | ... | ... | ... | 141 | ... | ... | ... | ... | 42 | ... | 1 | 8 | 28 | 5 | ... | ... | ... | ... | 42 | ... | ... | ... | ... | | |
| ... | ... | 13 | ... | ... | 2 | 6 | 5 | ... | ... | ... | ... | 13 | ... | ... | ... | ... | 10 | ... | ... | 1 | 5 | 4 | ... | ... | ... | ... | 10 | ... | ... | ... | ... | | |
| ... | ... | 1 | ... | ... | ... | 1 | ... | ... | ... | ... | ... | 1 | ... | ... | ... | ... | ... | ... | ... | ... | ... | ... | ... | ... | ... | ... | ... | ... | ... | ... | ... | | |
| ... | ... | 5 | ... | ... | 1 | 1 | 3 | ... | ... | ... | ... | 5 | ... | ... | ... | ... | ... | ... | ... | ... | ... | ... | ... | ... | ... | ... | ... | ... | ... | ... | ... | | |
| ... | ... | 1 | ... | ... | ... | ... | 1 | ... | ... | ... | ... | 1 | ... | ... | ... | ... | ... | ... | ... | ... | ... | ... | ... | ... | ... | ... | ... | ... | ... | ... | ... | | |
| ... | ... | 10 | ... | ... | ... | 9 | 1 | ... | ... | ... | ... | 10 | ... | ... | ... | ... | ... | ... | ... | ... | ... | ... | ... | ... | ... | ... | ... | ... | ... | ... | ... | | |
| ... | ... | 2 | ... | ... | ... | 2 | ... | ... | ... | ... | ... | 2 | ... | ... | ... | ... | ... | ... | ... | ... | ... | ... | ... | ... | ... | ... | ... | ... | ... | ... | ... | | |
| ... | ... | ... | ... | ... | ... | ... | ... | ... | ... | ... | ... | ... | ... | ... | ... | ... | ... | ... | ... | ... | ... | ... | ... | ... | ... | ... | ... | ... | ... | ... | ... | | |
| ... | ... | 2 | ... | ... | ... | 1 | 1 | ... | ... | ... | ... | 2 | ... | ... | ... | ... | 1 | ... | ... | ... | ... | 1 | ... | ... | ... | ... | 1 | ... | ... | ... | ... | | |
| ... | ... | 5 | ... | ... | ... | 1 | 2 | 2 | ... | ... | ... | 5 | ... | ... | ... | ... | 1 | ... | ... | ... | ... | 1 | ... | ... | ... | ... | 1 | ... | ... | ... | ... | | |
| ... | ... | 2 | ... | ... | ... | ... | 2 | ... | ... | ... | ... | 2 | ... | ... | ... | ... | ... | ... | ... | ... | ... | ... | ... | ... | ... | ... | ... | ... | ... | ... | ... | | |
| ... | ... | 7 | ... | ... | ... | 3 | 3 | 1 | ... | ... | ... | 7 | ... | ... | ... | ... | 1 | ... | ... | ... | ... | 1 | ... | ... | ... | ... | 1 | ... | ... | ... | ... | | |
| ... | ... | ... | ... | ... | ... | ... | ... | ... | ... | ... | ... | ... | ... | ... | ... | ... | ... | ... | ... | ... | ... | ... | ... | ... | ... | ... | ... | ... | ... | ... | ... | | |
| ... | ... | 7 | ... | ... | ... | 3 | 2 | 2 | 4 | 2 | ... | ... | 1 | ... | ... | ... | 7 | ... | ... | ... | ... | 4 | 3 | ... | 5 | 2 | ... | ... | ... | ... | ... | | |
| ... | ... | 30 | ... | ... | ... | 17 | 12 | 1 | 15 | 11 | ... | 2 | 2 | ... | ... | ... | 17 | ... | ... | ... | ... | 12 | 5 | ... | 14 | 1 | ... | 1 | ... | 1 | ... | | |
| ... | ... | 53 | ... | 1 | 15 | 30 | 7 | ... | ... | ... | ... | 53 | ... | ... | ... | ... | 26 | ... | ... | 9 | 18 | 2 | 2 | ... | ... | 25 | ... | 1 | ... | ... | | | |
| ... | ... | 32 | ... | ... | 14 | 18 | ... | ... | ... | ... | ... | 32 | ... | ... | ... | ... | ... | ... | ... | ... | ... | 1 | ... | ... | ... | ... | ... | ... | ... | ... | ... | | |
| ... | ... | 1 | ... | ... | ... | ... | 1 | ... | ... | ... | ... | 1 | ... | ... | ... | ... | 1 | ... | ... | ... | ... | ... | ... | ... | ... | ... | 1 | ... | ... | ... | ... | | |
| ... | ... | 46 | ... | ... | ... | 39 | 7 | ... | ... | ... | ... | 46 | ... | ... | ... | ... | 29 | ... | ... | ... | 23 | 5 | 1 | ... | ... | 29 | ... | ... | ... | ... | ... | | |
| ... | ... | 2 | ... | ... | ... | 1 | 1 | ... | ... | ... | ... | 2 | ... | ... | ... | ... | 1 | ... | ... | ... | ... | 1 | ... | ... | ... | ... | 1 | ... | ... | ... | ... | | |
| ... | ... | 22 | ... | ... | ... | 12 | 10 | ... | ... | ... | ... | 22 | ... | ... | ... | ... | 5 | ... | ... | ... | ... | 1 | 4 | ... | ... | ... | 5 | ... | ... | ... | ... | | |
| ... | ... | 1 | ... | ... | ... | ... | ... | 1 | ... | ... | ... | 1 | ... | ... | ... | ... | ... | ... | ... | ... | ... | ... | ... | ... | ... | ... | ... | ... | ... | ... | ... | | |
| ... | ... | 30 | ... | ... | ... | 13 | 12 | 5 | ... | ... | ... | 29 | ... | 1 | ... | ... | 21 | ... | ... | ... | 9 | 9 | 3 | ... | ... | ... | 21 | ... | ... | ... | ... | | |
| ... | ... | 6 | ... | ... | ... | 4 | 2 | ... | ... | ... | ... | 6 | ... | ... | ... | ... | ... | ... | ... | ... | ... | ... | ... | ... | ... | ... | ... | ... | ... | ... | ... | | |
| ... | ... | 3 | ... | ... | ... | ... | 2 | 1 | ... | ... | ... | 3 | ... | ... | ... | ... | 2 | ... | ... | ... | 2 | ... | ... | ... | ... | ... | 2 | ... | ... | ... | ... | | |
| ... | ... | 2 | ... | ... | ... | 2 | ... | ... | ... | ... | ... | 2 | ... | ... | ... | ... | 4 | ... | ... | ... | 3 | 1 | ... | ... | ... | ... | 4 | ... | ... | ... | ... | | |
| ... | ... | 3 | ... | ... | ... | 1 | 2 | ... | ... | ... | ... | 3 | ... | ... | ... | ... | 1 | ... | ... | ... | ... | ... | 1 | ... | ... | ... | 1 | ... | ... | ... | ... | | |
| ... | ... | 2 | ... | ... | ... | 1 | ... | 1 | ... | ... | ... | 2 | ... | ... | ... | ... | ... | ... | ... | ... | ... | ... | ... | ... | ... | ... | ... | ... | ... | ... | ... | | |
| ... | ... | 2 | ... | 1 | ... | ... | 1 | ... | ... | ... | ... | 2 | ... | ... | ... | ... | ... | ... | ... | ... | ... | ... | ... | ... | ... | ... | ... | ... | ... | ... | ... | | |
| ... | ... | 1 | ... | ... | ... | ... | 1 | ... | ... | ... | ... | 1 | ... | ... | ... | ... | 2 | ... | ... | ... | 2 | ... | ... | ... | ... | ... | 2 | ... | ... | ... | ... | | |
| ... | ... | 22 | ... | ... | ... | 13 | 8 | 1 | ... | 1 | 18 | 2 | ... | 1 | ... | ... | 8 | ... | ... | ... | 6 | 2 | ... | ... | 3 | 5 | ... | ... | ... | ... | ... | | |
| ... | ... | 1 | ... | ... | ... | 1 | ... | ... | ... | ... | ... | ... | ... | ... | ... | ... | ... | ... | ... | ... | ... | ... | ... | ... | ... | ... | ... | ... | ... | ... | ... | | |
| ... | ... | 10 | ... | ... | 2 | 5 | 3 | ... | ... | 3 | 3 | 4 | ... | ... | ... | ... | 9 | ... | ... | ... | 4 | 4 | 1 | ... | 2 | 2 | 5 | ... | ... | ... | ... | | |
| ... | ... | 41 | ... | ... | 10 | 28 | 3 | ... | ... | 10 | ... | 31 | ... | ... | ... | ... | 33 | ... | 3 | 5 | 22 | 3 | ... | ... | 4 | 4 | 24 | ... | 1 | ... | ... | | |
| ... | ... | 9 | ... | ... | ... | 4 | 4 | 1 | ... | ... | ... | 9 | ... | ... | ... | ... | 2 | ... | ... | ... | 2 | ... | ... | ... | ... | ... | 2 | ... | ... | ... | ... | | |
| ... | ... | 5 | ... | ... | 2 | 3 | ... | ... | ... | ... | 2 | 3 | ... | ... | ... | ... | ... | ... | ... | ... | ... | 1 | ... | ... | ... | ... | ... | ... | ... | ... | ... | | |
| ... | ... | 3 | ... | 1 | ... | ... | 1 | 1 | ... | 1 | 1 | 1 | ... | ... | ... | ... | 1 | ... | ... | ... | ... | ... | ... | ... | ... | ... | 1 | ... | ... | ... | ... | | |
| ... | ... | 12 | ... | ... | ... | 11 | 1 | ... | ... | ... | ... | 12 | ... | ... | ... | ... | 6 | ... | ... | ... | 5 | 1 | ... | ... | ... | ... | 6 | ... | ... | ... | ... | | |
| ... | ... | 6 | ... | ... | ... | 5 | 1 | ... | ... | ... | ... | 6 | ... | ... | ... | ... | 6 | ... | ... | ... | 6 | ... | ... | ... | ... | ... | 6 | ... | ... | ... | ... | | |

TABLE XVII.—Showing in classified arrangement the Number of Males of all

| Classification of Occupations. | The Colony of Tasmania. | | | | | | | | | | | | |
|--|-------------------------|-----------------|------|------|------|------|--------------|-------------|-----------|-------------------------|--------------|---------------------|-------------|
| | Total. | Periods of Age. | | | | | | | Grade. | | | | |
| | | -5. | -15. | -20. | -45. | -65. | 65 and over. | Not stated. | Employer. | Engaged on own account. | Wage-earner. | Relative assisting. | Unemployed. |
| CLASS I.—continued. | | | | | | | | | | | | | |
| Sub-Order 5.— <i>Science.</i> | | | | | | | | | | | | | |
| Analytical Chemist | 3 | ... | ... | ... | 3 | ... | ... | ... | ... | ... | 3 | ... | ... |
| Assayer, Metallurgist | 16 | ... | ... | 1 | 15 | ... | ... | ... | 3 | 8 | 5 | ... | ... |
| Others..... | 2 | ... | ... | ... | 1 | 1 | ... | ... | ... | 1 | 1 | ... | ... |
| Sub-Order 6.— <i>Civil and Mechanical Engineering, Architecture, and Surveying.</i> | | | | | | | | | | | | | |
| Civil Engineer | 78 | ... | 1 | 5 | 47 | 22 | 3 | ... | 13 | 6 | 56 | 2 | 1 |
| Directing or Consulting Mechanical Engineer | 153 | ... | 3 | 23 | 86 | 39 | 1 | 1 | 11 | 10 | 131 | ... | 1 |
| Electrician (not connected with Telegraph or Telephone Service) | 7 | ... | ... | 2 | 5 | ... | ... | ... | 1 | ... | 6 | ... | ... |
| Surveyor | 183 | ... | ... | 19 | 143 | 18 | 3 | ... | 27 | 8 | 141 | 1 | 6 |
| Architect | 40 | ... | ... | 3 | 26 | 8 | 3 | ... | 10 | 10 | 17 | 2 | 1 |
| Draftsman | 38 | ... | ... | 4 | 32 | 2 | ... | ... | 1 | 1 | 33 | ... | 3 |
| Sub-Order 7.— <i>Education.</i> | | | | | | | | | | | | | |
| Officer of Education Department | 5 | ... | ... | ... | 2 | 3 | ... | ... | ... | ... | 5 | ... | ... |
| University Professor, Demonstrator, Lecturer, &c..... | 1 | ... | ... | ... | ... | 1 | ... | ... | ... | ... | 1 | ... | ... |
| Schoolmaster, Mistress, Teacher, State School | 213 | ... | 5 | 26 | 132 | 40 | 10 | ... | ... | ... | 208 | ... | 4 |
| " " " Private School | 50 | ... | 2 | 7 | 28 | 8 | 5 | ... | 10 | 21 | 18 | ... | 1 |
| " " " School not stated..... | 16 | ... | ... | 1 | 10 | 4 | 1 | ... | ... | ... | 16 | ... | ... |
| Tutor, Governess | 3 | ... | ... | ... | 3 | ... | ... | ... | ... | ... | 3 | ... | ... |
| Teacher of Languages or other accomplishment, not Art or Music..... | 4 | ... | ... | ... | 3 | 1 | ... | ... | 1 | ... | 3 | ... | ... |
| Museum Attendants, Others | 4 | ... | ... | 1 | 3 | ... | ... | ... | ... | ... | 4 | ... | ... |
| Sub-Order 8.— <i>Fine Arts.</i> | | | | | | | | | | | | | |
| Artist, Painter, Art Student | 18 | ... | ... | 1 | 14 | 3 | ... | ... | 1 | 6 | 10 | ... | 1 |
| Engraver | 5 | ... | ... | 1 | 4 | ... | ... | ... | ... | 2 | 3 | ... | ... |
| Photographer | 64 | ... | ... | 15 | 44 | 5 | ... | ... | 9 | 22 | 31 | 1 | 1 |
| Sub-Order 9.— <i>Music.</i> | | | | | | | | | | | | | |
| Musician, Vocalist..... | 25 | ... | 1 | ... | 19 | 4 | 1 | ... | ... | 12 | 13 | ... | ... |
| Music Teacher | 17 | ... | ... | 1 | 12 | 4 | ... | ... | ... | 11 | 6 | ... | ... |
| Sub-Order 10.— <i>Amusements.</i> | | | | | | | | | | | | | |
| Actor, Actress | 24 | ... | 1 | 1 | 19 | 3 | ... | ... | 1 | 2 | 20 | ... | 1 |
| Theatre Proprietor, Lessee, Manager, Doorkeeper, Ticket-taker | 9 | ... | 1 | ... | 6 | 2 | ... | ... | ... | 2 | 7 | ... | ... |
| Jockey | 40 | ... | 1 | 19 | 20 | ... | ... | ... | ... | ... | 38 | ... | 2 |
| Cricket Ground, Bowling-green, Tennis Court Caretaker, Professional Player | 2 | ... | ... | ... | 2 | ... | ... | ... | ... | ... | 2 | ... | ... |
| Billiard-table Proprietor, Keeper, Marker | 29 | ... | 1 | 2 | 19 | 5 | 2 | ... | ... | 6 | 23 | ... | ... |
| Others | 8 | ... | ... | 1 | 6 | 1 | ... | ... | ... | 3 | 4 | ... | 1 |
| CLASS II.—DOMESTIC. | | | | | | | | | | | | | |
| ORDER 3.—PERSONS ENGAGED IN THE SUPPLY OF BOARD AND LODGING, AND IN RENDERING PERSONAL SERVICE FOR WHICH REMUNERATION IS USUALLY PAID. | | | | | | | | | | | | | |
| Sub-Order 1.— <i>Board and Lodging.</i> | | | | | | | | | | | | | |
| Hotelkeeper, Innkeeper | 396 | ... | 1 | 15 | 226 | 120 | 34 | ... | 171 | 181 | 16 | 28 | ... |
| Coffee-house, Restaurant, Eating-house Keeper..... | 17 | ... | 2 | 1 | 8 | 4 | 2 | ... | 8 | 5 | 1 | 3 | ... |
| Board and Lodging-house Keeper | 36 | ... | 1 | ... | 12 | 16 | 7 | ... | 4 | 31 | ... | 1 | ... |
| Manager, Secretary, Steward of Club-house | 8 | ... | ... | ... | 7 | 1 | ... | ... | ... | ... | 8 | ... | ... |
| Others | 1 | ... | ... | ... | 1 | ... | ... | ... | ... | 1 | ... | ... | ... |
| Sub-Order 2.— <i>Attendance.</i> | | | | | | | | | | | | | |
| Porter, Gatekeeper | 7 | ... | 2 | 2 | 3 | ... | ... | ... | ... | ... | 6 | 1 | ... |
| Footman | 2 | ... | ... | ... | 2 | ... | ... | ... | ... | ... | 2 | ... | ... |
| Coachman | 487 | ... | 22 | 94 | 241 | 74 | 56 | ... | ... | ... | 477 | 2 | 8 |
| Page | 2 | ... | 1 | 1 | ... | ... | ... | ... | ... | ... | 2 | ... | ... |
| Cook | 87 | ... | ... | 2 | 29 | 34 | 22 | ... | 1 | ... | 77 | 6 | 3 |
| Housemaid, Kitchenmaid, General Servant | 212 | ... | 28 | 61 | 78 | 23 | 22 | ... | ... | ... | 210 | ... | 2 |
| Office-keeper, Attendant..... | 42 | ... | 6 | 7 | 16 | 10 | 3 | ... | ... | ... | 40 | ... | 2 |
| Hairdresser, Barber | 84 | ... | 6 | 18 | 54 | 5 | 1 | ... | 15 | 24 | 44 | ... | 1 |
| Mangler, Laundry-keeper, Laundryman, Washerwoman... | 3 | ... | ... | 1 | 2 | ... | ... | ... | ... | ... | 3 | ... | ... |
| Others | 45 | ... | ... | ... | 16 | 21 | 8 | ... | ... | ... | 45 | ... | ... |

Ages, and whether Employers, Employed, &c., in respect to each Occupation—*continued.*

| Hobart. | | | | | | | | | | | | | | Launceston. | | | | | | | | | | | | | | | | | | | | |
|------------|-------------|--------|-----------------|------|------|------|------|--------------|-------------|-----------|-------------------------|--------------|-----------------|-------------|--------|-----------------|-------------|-----|------|------|------|--------|--------------|-------------|-----------|-------------------------|--------------|----------------------|-------------|------------|-------------|-----|-----|-----|
| Dependant. | Not stated. | Total. | Periods of Age. | | | | | | Grade. | | | | | | Total. | Periods of Age. | | | | | | Grade. | | | | | | | | | | | | |
| | | | -5. | -15. | -20. | -45. | -65. | 65 and over. | Not stated. | Employer. | Engaged on own account. | Wage-earner. | Relative assig. | Unemployed. | | Dependant. | Not stated. | -5. | -15. | -20. | -45. | -65. | 65 and over. | Not stated. | Employer. | Engaged on own account. | Wage-earner. | Relative assist-ing. | Unemployed. | Dependant. | Not stated. | | | |
| | | | | | | | | | | | | | | | | | | | | | | | | | | | | | | | | | | |
| ... | ... | 3 | ... | ... | ... | 3 | ... | ... | ... | ... | ... | 3 | ... | ... | ... | ... | ... | ... | ... | ... | ... | ... | ... | ... | ... | ... | ... | ... | ... | ... | ... | ... | ... | ... |
| ... | ... | 1 | ... | ... | ... | ... | 1 | ... | ... | ... | ... | 1 | ... | ... | ... | ... | ... | ... | ... | ... | ... | ... | ... | ... | ... | ... | ... | ... | ... | ... | ... | ... | ... | ... |
| ... | ... | 17 | ... | 1 | 1 | 10 | 5 | ... | ... | 3 | 2 | 12 | ... | ... | ... | 6 | ... | ... | 1 | 3 | 2 | ... | ... | ... | ... | 1 | 3 | ... | 1 | 1 | ... | ... | ... | |
| ... | ... | 29 | ... | ... | 5 | 19 | 5 | ... | ... | ... | ... | 29 | ... | ... | ... | 2 | ... | ... | ... | ... | 2 | ... | ... | ... | ... | 1 | 1 | ... | ... | ... | ... | ... | ... | |
| ... | ... | 3 | ... | ... | 1 | 2 | ... | ... | ... | ... | ... | 3 | ... | ... | ... | 3 | ... | ... | 1 | 2 | ... | ... | ... | ... | 1 | ... | 2 | ... | ... | ... | ... | ... | ... | |
| ... | ... | 15 | ... | ... | 1 | 10 | 4 | ... | ... | 3 | ... | 11 | ... | 1 | ... | 5 | ... | ... | ... | 5 | ... | ... | ... | ... | 1 | ... | 3 | ... | ... | 1 | ... | ... | ... | |
| ... | ... | 9 | ... | ... | ... | 8 | 1 | ... | ... | 1 | 2 | 6 | ... | ... | ... | 7 | ... | ... | 2 | 3 | 1 | ... | 1 | ... | 2 | 2 | 3 | ... | ... | ... | ... | ... | ... | |
| ... | ... | 19 | ... | ... | 3 | 14 | 2 | ... | ... | ... | ... | 19 | ... | ... | ... | 1 | ... | ... | ... | 1 | ... | ... | ... | ... | ... | ... | 1 | ... | ... | ... | ... | ... | ... | |
| ... | ... | 2 | ... | ... | ... | ... | 2 | ... | ... | ... | ... | 2 | ... | ... | ... | 1 | ... | ... | ... | 1 | ... | ... | ... | ... | ... | ... | 1 | ... | ... | ... | ... | ... | ... | |
| ... | ... | 1 | 22 | ... | 7 | 8 | 6 | 1 | ... | ... | ... | 21 | ... | 1 | ... | 5 | ... | ... | 1 | 1 | 3 | ... | ... | ... | ... | ... | 5 | ... | ... | ... | ... | ... | ... | |
| ... | ... | 14 | ... | ... | ... | 10 | 3 | 1 | ... | 1 | 8 | 4 | ... | 1 | ... | 19 | ... | 2 | 7 | 8 | ... | 2 | 6 | 2 | 11 | ... | ... | ... | ... | ... | ... | ... | | |
| ... | ... | ... | ... | ... | ... | ... | ... | ... | ... | ... | ... | ... | ... | ... | ... | ... | ... | ... | ... | ... | ... | ... | ... | ... | ... | ... | ... | ... | ... | ... | ... | ... | ... | |
| ... | ... | 4 | ... | ... | ... | 3 | 1 | ... | ... | 1 | ... | 3 | ... | ... | ... | ... | ... | ... | ... | 1 | ... | ... | ... | ... | ... | ... | 1 | ... | ... | ... | ... | ... | ... | |
| ... | ... | 2 | ... | ... | 1 | 1 | ... | ... | ... | ... | ... | 2 | ... | ... | ... | 1 | ... | ... | ... | 1 | ... | ... | ... | ... | ... | ... | 1 | ... | ... | ... | ... | ... | ... | |
| ... | ... | 7 | ... | ... | 1 | 5 | 1 | ... | ... | 1 | 2 | 4 | ... | ... | ... | 5 | ... | ... | ... | 5 | ... | ... | ... | ... | 1 | 3 | ... | 1 | ... | ... | ... | ... | ... | |
| ... | ... | 2 | ... | ... | ... | 2 | ... | ... | ... | ... | 1 | 1 | ... | ... | ... | 3 | ... | ... | 1 | 2 | ... | ... | ... | 1 | 2 | ... | 2 | ... | ... | ... | ... | ... | ... | |
| ... | ... | 30 | ... | ... | 6 | 22 | 2 | ... | ... | 4 | 8 | 16 | 1 | 1 | ... | 13 | ... | ... | 6 | 5 | 2 | ... | ... | 3 | 1 | 9 | ... | ... | ... | ... | ... | ... | | |
| ... | ... | 12 | ... | 1 | ... | 10 | 1 | ... | ... | ... | 7 | 5 | ... | ... | ... | 5 | ... | ... | ... | 4 | 1 | ... | ... | ... | 1 | 4 | ... | ... | ... | ... | ... | ... | | |
| ... | ... | 10 | ... | ... | ... | 8 | 2 | ... | ... | ... | 7 | 3 | ... | ... | ... | 5 | ... | ... | 1 | 4 | ... | ... | ... | ... | 4 | 1 | ... | ... | ... | ... | ... | ... | | |
| ... | ... | 15 | ... | ... | ... | 13 | 2 | ... | ... | 1 | ... | 14 | ... | ... | ... | 9 | ... | 1 | 1 | 6 | 1 | ... | ... | ... | 2 | 6 | ... | 1 | ... | ... | ... | ... | | |
| ... | ... | 5 | ... | 1 | ... | 3 | 1 | ... | ... | ... | 2 | 3 | ... | ... | ... | 4 | ... | ... | ... | 3 | 1 | ... | ... | ... | ... | 4 | ... | ... | ... | ... | ... | ... | | |
| ... | ... | 1 | ... | ... | ... | 1 | ... | ... | ... | ... | ... | 1 | ... | ... | ... | 4 | ... | ... | 3 | 1 | ... | ... | ... | ... | ... | 4 | ... | ... | ... | ... | ... | ... | | |
| ... | ... | 1 | ... | ... | ... | 1 | ... | ... | ... | ... | ... | 1 | ... | ... | ... | 1 | ... | ... | ... | 1 | ... | ... | ... | ... | ... | 1 | ... | ... | ... | ... | ... | ... | | |
| ... | ... | 8 | ... | 1 | 2 | 4 | 1 | ... | ... | ... | ... | 8 | ... | ... | ... | 7 | ... | ... | ... | 7 | ... | ... | ... | ... | ... | 7 | ... | ... | ... | ... | ... | ... | | |
| ... | ... | 2 | ... | ... | 1 | 1 | ... | ... | ... | ... | 1 | ... | ... | 1 | ... | 3 | ... | ... | ... | 3 | ... | ... | ... | ... | ... | 2 | 1 | ... | ... | ... | ... | ... | | |
| ... | ... | 103 | ... | ... | 2 | 65 | 22 | 14 | ... | 32 | 67 | ... | 4 | ... | ... | 45 | ... | ... | 1 | 19 | 24 | ... | 1 | ... | 18 | 26 | 1 | ... | ... | ... | ... | ... | | |
| ... | ... | 3 | ... | ... | ... | 2 | 1 | ... | ... | 1 | 1 | 1 | ... | ... | ... | 4 | ... | ... | ... | 2 | 2 | ... | ... | 3 | 1 | ... | ... | ... | ... | ... | ... | ... | | |
| ... | ... | 11 | ... | 1 | ... | 6 | 2 | ... | 2 | 2 | 8 | ... | 1 | ... | ... | 9 | ... | ... | ... | 3 | 5 | ... | 2 | 2 | 7 | ... | ... | ... | ... | ... | ... | ... | | |
| ... | ... | 5 | ... | ... | ... | 4 | 1 | ... | ... | ... | ... | 5 | ... | ... | ... | 3 | ... | ... | ... | 3 | ... | ... | ... | ... | ... | 3 | ... | ... | ... | ... | ... | ... | | |
| ... | ... | 1 | ... | ... | ... | 1 | ... | ... | ... | ... | 1 | ... | ... | ... | ... | ... | ... | ... | ... | ... | ... | ... | ... | ... | ... | ... | ... | ... | ... | ... | ... | ... | | |
| ... | ... | ... | ... | ... | ... | ... | ... | ... | ... | ... | ... | ... | ... | ... | ... | 5 | ... | 2 | 2 | 1 | ... | ... | ... | ... | ... | 4 | 1 | ... | ... | ... | ... | ... | | |
| ... | ... | 70 | ... | 1 | 10 | 45 | 10 | 4 | ... | ... | ... | 69 | ... | 1 | ... | 56 | ... | ... | 7 | 35 | 8 | 6 | ... | ... | ... | 52 | ... | 4 | ... | ... | ... | ... | | |
| ... | ... | 14 | ... | ... | ... | 11 | 3 | ... | ... | ... | ... | 12 | ... | 2 | ... | 1 | ... | 1 | ... | 6 | 4 | ... | ... | ... | ... | 1 | ... | ... | ... | ... | ... | ... | | |
| ... | ... | 67 | ... | 3 | 18 | 33 | 5 | 8 | ... | ... | ... | 66 | ... | 1 | ... | 23 | ... | 1 | 6 | 12 | 2 | 2 | ... | ... | ... | 9 | ... | 1 | ... | ... | ... | ... | | |
| ... | ... | 23 | ... | 3 | 4 | 6 | 8 | 2 | ... | ... | ... | 23 | ... | ... | ... | 12 | ... | 2 | 2 | 5 | 2 | 1 | ... | ... | ... | 11 | ... | 1 | ... | ... | ... | ... | | |
| ... | ... | 36 | ... | 3 | 10 | 18 | 4 | 1 | ... | 8 | 5 | 23 | ... | ... | ... | 24 | ... | 1 | 7 | 15 | 1 | ... | ... | 4 | 5 | 14 | ... | 1 | ... | ... | ... | ... | | |
| ... | ... | 1 | ... | ... | ... | 1 | ... | ... | ... | ... | ... | 1 | ... | ... | ... | 2 | ... | ... | ... | 1 | ... | ... | ... | ... | ... | 2 | ... | ... | ... | ... | ... | ... | | |
| ... | ... | 11 | ... | ... | ... | 4 | 5 | 2 | ... | ... | ... | 11 | ... | ... | ... | 14 | ... | ... | ... | 4 | 9 | 1 | ... | ... | ... | 14 | ... | ... | ... | ... | ... | ... | | |

TABLE XVII.—Showing in classified arrangement the Number of Males of all

| Classification of Occupations. | The Colony of Tasmania. | | | | | | | | | | | | |
|---|-------------------------|-----------------|------|------|------|------|--------------|-------------|-----------|-------------------------|--------------|---------------------|-------------|
| | Total. | Periods of Age. | | | | | | Grade. | | | | | |
| | | -5. | -15. | -20. | -45. | -65. | 65 and over. | Not stated. | Employer. | Engaged on own account. | Wage-earner. | Relative assisting. | Unemployed. |
| CLASS III.—COMMERCIAL. | | | | | | | | | | | | | |
| SUB-CLASS A.—PROPERTY AND FINANCE. | | | | | | | | | | | | | |
| ORDER 4.—PERSONS WHO PERFORM OFFICES IN CONNECTION WITH THE EXCHANGE, VALUATION, INSURANCE, LEASE, LOAN, OR CUSTODY OF MONEY, HOUSES, LAND, OR PROPERTY RIGHTS. | | | | | | | | | | | | | |
| Sub-Order 1.— <i>Banking and Finance.</i> | | | | | | | | | | | | | |
| Banker, Bank Director, Manager | 51 | ... | ... | ... | 35 | 15 | 1 | ... | ... | ... | 51 | ... | ... |
| Officer, Clerk..... | 164 | ... | ... | 46 | 111 | 4 | 3 | ... | ... | ... | 163 | ... | 1 |
| Building Society, Savings Institute Director, Manager, Officer, Clerk..... | 8 | ... | ... | 2 | 3 | 2 | 1 | ... | ... | ... | 8 | ... | ... |
| Share and Stock Broker, Dealer, Jobber, Speculator..... | 193 | ... | 4 | 17 | 134 | 32 | 6 | ... | 38 | 89 | 64 | 1 | 1 |
| Money-broker, Financier, Capitalist..... | 310 | ... | ... | ... | 66 | 113 | 131 | ... | 30 | 280 | ... | ... | ... |
| Pawnbroker | 3 | ... | ... | ... | 2 | 1 | ... | ... | 1 | 1 | 1 | ... | ... |
| Sub-Order 2.— <i>Insurance and Valuation.</i> | | | | | | | | | | | | | |
| Manager, Director, Agent of Insurance Society..... | 88 | ... | 3 | 9 | 62 | 13 | 1 | ... | 5 | 2 | 80 | ... | 1 |
| Auctioneer, Appraiser, Valuator..... | 64 | ... | 1 | 12 | 35 | 15 | 1 | ... | 13 | 9 | 42 | ... | ... |
| Friendly, Benefit Society Officer | 1 | ... | ... | ... | ... | ... | 1 | ... | ... | ... | 1 | ... | ... |
| Sub-Order 3.— <i>Land and Household Property.</i> | | | | | | | | | | | | | |
| Land Proprietor, Speculator | 90 | ... | ... | ... | 18 | 39 | 33 | ... | 27 | 63 | ... | ... | ... |
| Land Agent, Factor, Rent Collector | 11 | ... | ... | ... | 5 | 6 | ... | ... | 2 | 5 | 4 | ... | ... |
| House Proprietor..... | 146 | ... | ... | ... | 16 | 54 | 76 | ... | 7 | 128 | ... | ... | ... |
| House Agent, Factor, Rent Collector | 16 | ... | ... | ... | 6 | 4 | 6 | ... | ... | 12 | 4 | ... | ... |
| Others | 2 | ... | ... | 1 | 1 | ... | ... | ... | ... | ... | 2 | ... | ... |
| SUB-CLASS B.—TRADE. | | | | | | | | | | | | | |
| ORDER 5.—PERSONS DEALING IN ART AND MECHANIC PRODUCTIONS IN WHICH MATTERS OF VARIOUS KINDS ARE EMPLOYED IN COMBINATION. | | | | | | | | | | | | | |
| Sub-Order 1.— <i>Books, Publications, and Advertising.</i> | | | | | | | | | | | | | |
| Bookseller, Book Canvasser | 100 | ... | 6 | 15 | 58 | 18 | 3 | ... | 27 | 12 | 59 | ... | 1 |
| Booklender, Librarian | 7 | ... | ... | ... | 5 | 1 | 1 | ... | ... | ... | 7 | ... | ... |
| Advertising Agent, Billsticker, Bill Distributor..... | 2 | ... | ... | ... | 1 | ... | 1 | ... | ... | 1 | 1 | ... | ... |
| News Agent, Newspaper Seller | 4 | ... | ... | ... | 1 | 2 | 1 | ... | ... | 1 | 3 | ... | ... |
| Others | 2 | ... | 1 | ... | 1 | ... | ... | ... | ... | ... | 2 | ... | ... |
| Sub-Order 2.— <i>Musical Instruments.</i> | | | | | | | | | | | | | |
| Musical Instrument Dealer..... | 1 | ... | ... | ... | 1 | ... | ... | ... | 1 | ... | ... | ... | ... |
| Sub-Order 4.— <i>Ornaments, Minor Art Products, and Small Wares.</i> | | | | | | | | | | | | | |
| Fancy Goods Dealer | 14 | ... | ... | 3 | 7 | 3 | 1 | ... | 3 | 4 | 7 | ... | ... |
| Others | 1 | ... | ... | ... | ... | 1 | ... | ... | ... | 1 | ... | ... | ... |
| Sub-Order 10.— <i>Machines, Tools, and Implements.</i> | | | | | | | | | | | | | |
| Sewing Machines Dealer..... | 5 | ... | ... | ... | 4 | 1 | ... | ... | 1 | ... | 4 | ... | ... |
| Sub-Order 12.— <i>Harness, Saddlery, and Leatherware.</i> | | | | | | | | | | | | | |
| Leatherware Dealer | 4 | ... | ... | ... | 2 | 1 | 1 | ... | 3 | 1 | ... | ... | ... |
| Sub-Order 13.— <i>Ships, Boats, and Marine Stores.</i> | | | | | | | | | | | | | |
| Other Marine Stores Dealer, Ship Chandler | 6 | ... | ... | 1 | 2 | 2 | 1 | ... | 2 | 2 | 2 | ... | ... |
| Sub-Order 14.— <i>Buildings, Materials, and House-fittings.</i> | | | | | | | | | | | | | |
| Oil and Colorman, Paperhangings, Wall-paper Seller..... | 1 | ... | ... | 1 | ... | ... | ... | ... | ... | ... | 1 | ... | ... |
| Timber Merchant..... | 71 | ... | 2 | 10 | 40 | 19 | ... | ... | 25 | 4 | 41 | ... | 1 |
| Sub-Order 15.— <i>Furniture.</i> | | | | | | | | | | | | | |
| Furniture Dealer, Hirer | 22 | ... | 2 | 4 | 10 | 4 | 2 | ... | 5 | 7 | 7 | 3 | ... |
| ORDER 6.—PERSONS ENGAGED IN THE SALE, HIRE, OR EXCHANGE OF TEXTILE FABRICS AND DRESS, AND OF FIBROUS MATERIALS. | | | | | | | | | | | | | |
| Sub-Order 1.— <i>Textile Fabrics.</i> | | | | | | | | | | | | | |
| Draper, Linen, Woollen Draper | 430 | ... | 30 | 100 | 259 | 35 | 6 | ... | 60 | 21 | 334 | 2 | 13 |

Ages, and whether Employers, Employed, &c., in respect to each Occupation—*continued.*

| | | Hobart. | | | | | | | | | | | | | | Launceston. | | | | | | | | | | | | | | | | |
|------------|-------------|-----------------|-----|------|------|------|------|--------------|-------------|-----------|-------------------------|--------------|-------------------|-------------|------------|-------------|--------|-----------------|------|------|------|------|--------------|-------------|-----------|-------------------------|--------------|-------------------|-------------|------------|-------------|-----|
| | | Periods of Age. | | | | | | | | | | Grade. | | | | | | Periods of Age. | | | | | | | | | | Grade. | | | | |
| Dependant. | Not stated. | Total. | -5. | -15. | -20. | -45. | -65. | 65 and over. | Not stated. | Employer. | Engaged on own account. | Wage-earner. | Relative assistg. | Unemployed. | Dependant. | Not stated. | Total. | -5. | -15. | -20. | -45. | -65. | 65 and over. | Not stated. | Employer. | Engaged on own account. | Wage-earner. | Relative assistg. | Unemployed. | Dependant. | Not stated. | |
| ... | ... | 5 | ... | ... | ... | 4 | 1 | ... | ... | ... | ... | 5 | ... | ... | ... | ... | 7 | ... | ... | ... | ... | 3 | 3 | 1 | ... | ... | ... | 7 | ... | ... | ... | ... |
| ... | ... | 39 | ... | ... | 9 | 29 | ... | 1 | ... | ... | ... | 39 | ... | ... | ... | ... | 47 | ... | ... | ... | 8 | 35 | 2 | 2 | ... | ... | ... | 47 | ... | ... | ... | ... |
| ... | ... | 2 | ... | ... | ... | ... | 1 | 1 | ... | ... | ... | 2 | ... | ... | ... | ... | 6 | ... | ... | ... | 2 | 3 | 1 | ... | ... | ... | ... | 6 | ... | ... | ... | ... |
| ... | ... | 85 | ... | 1 | 9 | 54 | 16 | 5 | 15 | 34 | 34 | 1 | 1 | ... | ... | ... | 35 | ... | ... | 1 | 3 | 25 | 5 | 1 | ... | 4 | 20 | 11 | ... | ... | ... | ... |
| ... | ... | 93 | ... | ... | ... | 23 | 32 | 38 | 11 | 82 | ... | ... | ... | ... | ... | ... | 76 | ... | ... | ... | ... | 13 | 35 | 28 | 1 | 75 | ... | ... | ... | ... | ... | ... |
| ... | ... | 3 | ... | ... | ... | 2 | 1 | ... | 1 | 1 | 1 | 1 | ... | ... | ... | ... | ... | ... | ... | ... | ... | ... | ... | ... | ... | ... | ... | ... | ... | ... | ... | ... |
| ... | ... | 30 | ... | ... | 5 | 21 | 4 | ... | ... | ... | ... | 30 | ... | ... | ... | ... | 31 | ... | ... | 1 | 3 | 21 | 5 | 1 | ... | 5 | ... | 26 | ... | ... | ... | ... |
| ... | ... | 27 | ... | ... | 5 | 16 | 6 | ... | ... | 5 | 2 | 20 | ... | ... | ... | ... | 11 | ... | ... | ... | 2 | 4 | 4 | 1 | ... | 1 | 3 | 7 | ... | ... | ... | ... |
| ... | ... | ... | ... | ... | ... | ... | ... | ... | ... | ... | ... | ... | ... | ... | ... | ... | 1 | ... | ... | ... | ... | ... | 1 | ... | ... | ... | 1 | ... | ... | ... | ... | ... |
| ... | ... | 12 | ... | ... | ... | 5 | 3 | 4 | ... | ... | 12 | ... | ... | ... | ... | ... | 4 | ... | ... | ... | ... | 1 | 2 | 1 | ... | 2 | 2 | ... | ... | ... | ... | ... |
| ... | ... | 7 | ... | ... | ... | 3 | 4 | ... | 2 | 4 | 4 | 1 | ... | ... | ... | ... | 4 | ... | ... | ... | ... | 2 | 2 | ... | ... | ... | 1 | 3 | ... | ... | ... | ... |
| ... | 11 | 54 | ... | ... | ... | 7 | 19 | 28 | ... | 54 | ... | ... | ... | ... | ... | ... | 38 | ... | ... | ... | ... | 1 | 14 | 23 | ... | 6 | 21 | ... | ... | ... | ... | 11 |
| ... | ... | 5 | ... | ... | ... | ... | 1 | 2 | ... | 3 | 2 | ... | ... | ... | ... | ... | 3 | ... | ... | ... | ... | 1 | 1 | 1 | ... | ... | 1 | 2 | ... | ... | ... | ... |
| ... | ... | 1 | ... | ... | 1 | ... | ... | ... | ... | ... | 1 | 1 | ... | ... | ... | ... | ... | ... | ... | ... | ... | ... | ... | ... | ... | ... | ... | ... | ... | ... | ... | ... |
| ... | ... | ... | ... | ... | ... | ... | ... | ... | ... | ... | ... | ... | ... | ... | ... | ... | ... | ... | ... | ... | ... | ... | ... | ... | ... | ... | ... | ... | ... | ... | ... | ... |
| ... | 1 | 35 | ... | 2 | 3 | 19 | 9 | 2 | 10 | 3 | 21 | ... | ... | ... | ... | 1 | 35 | ... | 4 | 6 | 19 | 5 | 1 | ... | 13 | 2 | 20 | ... | ... | ... | ... | |
| ... | ... | ... | ... | ... | ... | ... | ... | ... | ... | ... | ... | ... | ... | ... | ... | ... | 2 | ... | ... | ... | 2 | ... | ... | ... | ... | ... | 2 | ... | ... | ... | ... | ... |
| ... | ... | 1 | ... | ... | ... | 1 | ... | ... | ... | ... | 1 | ... | ... | ... | ... | ... | ... | ... | ... | ... | ... | ... | ... | ... | ... | ... | ... | ... | ... | ... | ... | ... |
| ... | ... | 1 | ... | ... | ... | ... | ... | 1 | ... | ... | ... | ... | ... | ... | ... | ... | 2 | ... | 1 | ... | 1 | ... | ... | ... | ... | ... | ... | 2 | ... | ... | ... | ... |
| ... | ... | ... | ... | ... | ... | ... | ... | ... | ... | ... | ... | ... | ... | ... | ... | ... | ... | ... | ... | ... | ... | ... | ... | ... | ... | ... | ... | ... | ... | ... | ... | ... |
| ... | ... | 1 | ... | ... | ... | 1 | ... | ... | 1 | ... | ... | ... | ... | ... | ... | ... | ... | ... | ... | ... | ... | ... | ... | ... | ... | ... | ... | ... | ... | ... | ... | ... |
| ... | ... | 7 | ... | ... | 2 | 3 | 2 | ... | 3 | ... | 4 | ... | ... | ... | ... | ... | 6 | ... | ... | ... | 1 | 3 | 1 | 1 | ... | ... | 4 | 2 | ... | ... | ... | ... |
| ... | ... | 1 | ... | ... | ... | ... | 1 | ... | ... | 1 | ... | ... | ... | ... | ... | ... | ... | ... | ... | ... | ... | ... | ... | ... | ... | ... | ... | ... | ... | ... | ... | ... |
| ... | ... | 2 | ... | ... | ... | 2 | ... | ... | ... | ... | 2 | ... | ... | ... | ... | ... | 2 | ... | ... | ... | ... | 2 | ... | ... | ... | 1 | ... | 1 | ... | ... | ... | ... |
| ... | ... | 3 | ... | ... | ... | 2 | 1 | ... | 3 | ... | ... | ... | ... | ... | ... | ... | ... | ... | ... | ... | ... | ... | ... | ... | ... | ... | ... | ... | ... | ... | ... | ... |
| ... | ... | 3 | ... | ... | ... | 1 | 2 | ... | 1 | 2 | ... | ... | ... | ... | ... | ... | 3 | ... | ... | ... | 1 | 1 | ... | 1 | ... | 1 | ... | ... | ... | ... | ... | ... |
| ... | ... | ... | ... | ... | ... | ... | ... | ... | ... | ... | ... | ... | ... | ... | ... | ... | 1 | ... | ... | ... | 1 | ... | ... | ... | ... | ... | ... | 1 | ... | ... | ... | ... |
| ... | ... | 36 | ... | 1 | 7 | 23 | 5 | ... | 10 | ... | 26 | ... | ... | ... | ... | ... | 24 | ... | ... | 1 | 3 | 12 | 8 | ... | 7 | 3 | 13 | ... | 1 | ... | ... | ... |
| ... | ... | 8 | ... | ... | 2 | 2 | 3 | 1 | 2 | 3 | 1 | 2 | ... | ... | ... | ... | 9 | ... | 1 | 1 | 6 | ... | 1 | ... | 3 | 1 | 4 | 1 | ... | ... | ... | ... |
| ... | ... | 148 | ... | 9 | 35 | 91 | 11 | 2 | 16 | 7 | 123 | 1 | 1 | ... | ... | ... | 147 | ... | 12 | 37 | 80 | 16 | 2 | 25 | 3 | 112 | ... | 7 | ... | ... | ... | |

TABLE XVII.—Showing in classified arrangement the Number of Males of all

| Classification of Occupations. | The Colony of Tasmania. | | | | | | | | | | | | |
|---|-------------------------|-----------------|------|------|------|------|--------------|-------------|-----------|-------------------------|--------------|--------------------------|-------------|
| | Total. | Periods of Age. | | | | | | | Grade. | | | | |
| | | -5. | -15. | -20. | -45. | -65. | 65 and over. | Not stated. | Employer. | Engaged on own account. | Wage-earner. | Relative assist- ing. | Unemployed. |
| CLASS III.—continued. | | | | | | | | | | | | | |
| Sub-Order 2.—Dress. | | | | | | | | | | | | | |
| Clothes Dealer, Outfitter, Slopseller | 8 | ... | ... | ... | 8 | ... | ... | ... | 3 | ... | 3 | 2 | ... |
| Hosier, Hatter, Haberdasher, Glover | 3 | ... | ... | ... | 3 | ... | ... | ... | ... | 1 | 2 | ... | ... |
| Shoe and Boot Dealer | 26 | ... | ... | ... | 22 | 3 | 1 | ... | 8 | 2 | 16 | ... | ... |
| ORDER 7.—PERSONS ENGAGED IN DEALING IN FOOD, DRINKS, NARCOTICS, AND STIMULANTS. | | | | | | | | | | | | | |
| Sub-Order 1.—Animal Food. | | | | | | | | | | | | | |
| Milkseller | 64 | ... | 14 | 15 | 22 | 6 | 7 | ... | 2 | 10 | 49 | 3 | ... |
| Butcher, Meatsalesman | 483 | ... | 31 | 74 | 293 | 68 | 17 | ... | 90 | 80 | 282 | 23 | 8 |
| Provision Dealer | 21 | ... | ... | 2 | 10 | 8 | 1 | ... | 11 | 4 | 6 | ... | ... |
| Poulterer, Game Dealer | 3 | ... | ... | ... | 3 | ... | ... | ... | ... | 3 | ... | ... | ... |
| Fishmonger, Fish-hawker, Oyster, Shell-fish Dealer | 46 | ... | 1 | 4 | 18 | 16 | 7 | ... | ... | 38 | 5 | 3 | ... |
| Sub-Order 2.—Vegetable Food. | | | | | | | | | | | | | |
| Corn, Flour, Meal Merchant, Dealer | 14 | ... | ... | 2 | 6 | 4 | 2 | ... | 7 | 3 | 3 | 1 | ... |
| Green Grocer, Potato Dealer, Fruiterer | 90 | ... | 5 | 5 | 49 | 24 | 7 | ... | 17 | 54 | 15 | 3 | 1 |
| Sub-Order 3.—Drinks, Narcotics, and Stimulants. | | | | | | | | | | | | | |
| Wine, Spirits, Ale Merchant, Salesman, Australian Wine Seller | 50 | ... | ... | 4 | 34 | 8 | 4 | ... | 8 | 1 | 41 | ... | ... |
| Grocer, Tea Dealer | 288 | ... | 18 | 50 | 161 | 47 | 12 | ... | 40 | 67 | 162 | 10 | 7 |
| Tobacconist | 32 | ... | 1 | 5 | 20 | 4 | 2 | ... | 8 | 14 | 10 | ... | ... |
| ORDER 8.—PERSONS ENGAGED IN DEALING IN AND TREATING ANIMALS, AND DEALING IN ANIMAL AND VEGETABLE SUBSTANCES, EXCLUDING DEALERS IN FOOD. | | | | | | | | | | | | | |
| Sub-Order 1.—Living Animals. | | | | | | | | | | | | | |
| Live Stock Dealer | 12 | ... | ... | 1 | 7 | 4 | ... | ... | 2 | 8 | 1 | 1 | ... |
| Animal Trainer, Horsebreaker | 38 | ... | 1 | 4 | 32 | 1 | ... | ... | 7 | 4 | 27 | ... | ... |
| Others | 1 | ... | ... | ... | ... | 1 | ... | ... | ... | 1 | ... | ... | ... |
| Sub-Order 2.—Manures and Animal Waste Products. | | | | | | | | | | | | | |
| Manure, Guano Dealer | 4 | ... | ... | ... | 2 | 1 | 1 | ... | 1 | ... | 3 | ... | ... |
| Sub-Order 3.—Leather, Raw Materials, and Manufactures. | | | | | | | | | | | | | |
| Hide, Skin Dealer | 6 | ... | ... | ... | 4 | 2 | ... | ... | 1 | 4 | 1 | ... | ... |
| Sub-Order 4.—Other Animal Matters. | | | | | | | | | | | | | |
| Wool Broker, Dealer | 2 | ... | ... | ... | 2 | ... | ... | ... | 1 | 1 | ... | ... | ... |
| Others | 7 | ... | ... | ... | 6 | 1 | ... | ... | ... | ... | 4 | ... | 3 |
| Sub-Order 5.—Seeds, Plants, Flowers, Vegetable Products for Fodder and Gardening Purposes. | | | | | | | | | | | | | |
| Seed Merchant | 2 | ... | ... | ... | 2 | ... | ... | ... | 2 | ... | ... | ... | ... |
| Florists, Flower Sellers | 6 | ... | ... | ... | 4 | 2 | ... | ... | 3 | ... | 3 | ... | ... |
| Hay and Corn Dealer | 21 | ... | ... | 2 | 16 | 3 | ... | ... | 4 | 4 | 13 | ... | ... |
| Sub-Order 6.—Other Vegetable Matters not included elsewhere. | | | | | | | | | | | | | |
| Bark Dealer | 25 | ... | 3 | 1 | 16 | 5 | ... | ... | 14 | 4 | 3 | 4 | ... |
| ORDER 9.—PERSONS ENGAGED IN DEALING IN MINERALS MAINLY USED FOR FUEL AND LIGHT. | | | | | | | | | | | | | |
| Sub-Order 1.—Coal and other Substances mainly used for Fuel and Light. | | | | | | | | | | | | | |
| Coal, Coke Dealer | 5 | ... | ... | 1 | 2 | 2 | ... | ... | 1 | ... | 4 | ... | ... |
| Firewood Dealer | 190 | ... | 14 | 33 | 86 | 38 | 19 | ... | 18 | 66 | 90 | 14 | 2 |
| ORDER 10.—PERSONS ENGAGED IN DEALING IN MINERALS OTHER THAN FUEL. | | | | | | | | | | | | | |
| Sub-Order 1.—Stone, Clay, Earthenware, Glass, and Minerals not otherwise classed. | | | | | | | | | | | | | |
| Lime Dealer | 3 | ... | ... | ... | 1 | 2 | ... | ... | ... | 3 | ... | ... | ... |
| China, Crockeryware Dealer | 5 | ... | ... | 1 | 1 | 2 | 1 | ... | 3 | 2 | ... | ... | ... |

Ages, and whether Employers, Employed, &c., in respect to each Occupation—*continued*.

| | | Hobart. | | | | | | | | | | | Launceston. | | | | | | | | | | | | | | | | | | |
|------------|-------------|---------|-----------------|------|------|------|------|--------------|-------------|-----------|-------------------------|--------------|-----------------|--------|-----------------|------------|-------------|-----|------|------|--------|------|--------------|-------------|-----------|-------------------------|--------------|----------------------|-------------|------------|-------------|
| Dependant. | Not stated. | Total. | Periods of Age. | | | | | | Grade. | | | | | Total. | Periods of Age. | | | | | | Grade. | | | | | | | | | | |
| | | | -5. | -15. | -20. | -45. | -65. | 65 and over. | Not stated. | Employer. | Engaged on own account. | Wage-earner. | Relative assig. | | Unemployed. | Dependant. | Not stated. | -5. | -15. | -20. | -45. | -65. | 65 and over. | Not stated. | Employer. | Engaged on own account. | Wage-earner. | Relative assist-ing. | Unemployed. | Dependant. | Not stated. |
| | | | | | | | | | | | | | | | | | | | | | | | | | | | | | | | |
| ... | ... | 2 | ... | ... | ... | 2 | ... | ... | ... | 1 | ... | 1 | ... | ... | ... | 5 | ... | ... | ... | ... | 5 | ... | ... | ... | 2 | ... | 1 | 2 | ... | ... | ... |
| ... | ... | 2 | ... | ... | ... | 2 | ... | ... | ... | ... | 2 | ... | ... | ... | ... | 1 | ... | ... | ... | ... | 1 | ... | ... | ... | 1 | ... | ... | ... | ... | ... | ... |
| ... | ... | 13 | ... | ... | ... | 10 | 2 | 1 | ... | 4 | 1 | 8 | ... | ... | ... | 11 | ... | ... | ... | 10 | 1 | ... | ... | 2 | 1 | 8 | ... | ... | ... | ... | ... |
| ... | ... | ... | ... | ... | ... | ... | ... | ... | ... | ... | ... | ... | ... | ... | ... | ... | ... | ... | ... | ... | ... | ... | ... | ... | ... | ... | ... | ... | ... | ... | ... |
| ... | ... | 11 | ... | 2 | ... | 6 | 2 | 1 | ... | 1 | 3 | 6 | 1 | ... | 7 | ... | 1 | 1 | 3 | 1 | 1 | ... | 1 | ... | 3 | 4 | ... | ... | ... | ... | ... |
| ... | ... | 151 | ... | 9 | 22 | 92 | 22 | 6 | ... | 34 | 13 | 93 | 2 | 4 | 76 | ... | 5 | 9 | 48 | 14 | ... | ... | 6 | 12 | 57 | ... | 1 | ... | ... | ... | ... |
| ... | ... | 9 | ... | ... | 1 | 3 | 5 | ... | ... | 6 | 1 | 2 | ... | ... | 12 | ... | ... | 1 | 7 | 3 | 1 | ... | 5 | 3 | 4 | ... | ... | ... | ... | ... | ... |
| ... | ... | 2 | ... | ... | ... | 2 | ... | ... | ... | ... | 2 | ... | ... | ... | 1 | ... | ... | ... | 1 | ... | ... | ... | ... | 1 | ... | ... | ... | ... | ... | ... | ... |
| ... | ... | 25 | ... | ... | ... | 7 | 11 | 7 | ... | ... | 23 | 1 | 1 | ... | 18 | ... | ... | 4 | 11 | 3 | ... | ... | ... | 13 | 4 | 1 | ... | ... | ... | ... | ... |
| ... | ... | ... | ... | ... | ... | ... | ... | ... | ... | ... | ... | ... | ... | ... | ... | ... | ... | ... | ... | ... | ... | ... | ... | ... | ... | ... | ... | ... | ... | ... | ... |
| ... | ... | 3 | ... | ... | ... | 2 | 1 | ... | ... | 2 | ... | 1 | ... | ... | 4 | ... | ... | 1 | ... | 1 | 2 | ... | 3 | 1 | ... | ... | ... | ... | ... | ... | ... |
| ... | ... | 41 | ... | 1 | 2 | 23 | 10 | 5 | ... | 5 | 29 | 4 | 2 | 1 | 18 | ... | 2 | ... | 11 | 3 | 2 | ... | 2 | 12 | 4 | ... | ... | ... | ... | ... | ... |
| ... | ... | ... | ... | ... | ... | ... | ... | ... | ... | ... | ... | ... | ... | ... | ... | ... | ... | ... | ... | ... | ... | ... | ... | ... | ... | ... | ... | ... | ... | ... | ... |
| ... | ... | 15 | ... | ... | ... | 10 | 1 | 4 | ... | 3 | 1 | 11 | ... | ... | 11 | ... | ... | ... | 6 | 5 | ... | ... | 3 | ... | 8 | ... | ... | ... | ... | ... | ... |
| 2 | ... | 130 | ... | 6 | 22 | 67 | 27 | 8 | ... | 15 | 40 | 70 | 1 | 2 | 85 | ... | 3 | 13 | 52 | 14 | 3 | ... | 16 | 20 | 42 | 3 | 4 | ... | ... | ... | ... |
| ... | ... | 16 | ... | 1 | 1 | 9 | 3 | 2 | ... | 3 | 8 | 5 | ... | ... | 11 | ... | ... | 3 | 7 | 1 | ... | ... | 4 | 3 | 4 | ... | ... | ... | ... | ... | ... |
| ... | ... | ... | ... | ... | ... | ... | ... | ... | ... | ... | ... | ... | ... | ... | ... | ... | ... | ... | ... | ... | ... | ... | ... | ... | ... | ... | ... | ... | ... | ... | ... |
| ... | ... | 4 | ... | ... | ... | 3 | 1 | ... | ... | 2 | 1 | 1 | ... | ... | 1 | ... | ... | ... | 1 | ... | ... | ... | ... | 1 | ... | ... | ... | ... | ... | ... | ... |
| ... | ... | 2 | ... | ... | ... | 2 | ... | ... | ... | ... | ... | 2 | ... | ... | 1 | ... | ... | ... | 1 | ... | ... | ... | ... | 1 | ... | ... | ... | ... | ... | ... | ... |
| ... | ... | ... | ... | ... | ... | ... | ... | ... | ... | ... | ... | ... | ... | ... | 1 | ... | ... | ... | ... | 1 | ... | ... | ... | 1 | ... | ... | ... | ... | ... | ... | ... |
| ... | ... | 3 | ... | ... | ... | 2 | ... | 1 | ... | 1 | ... | 2 | ... | ... | 1 | ... | ... | ... | ... | 1 | ... | ... | ... | ... | 1 | ... | ... | ... | ... | ... | ... |
| ... | ... | 3 | ... | ... | ... | 2 | 1 | ... | ... | 1 | 1 | 1 | ... | ... | 1 | ... | ... | ... | 1 | ... | ... | ... | ... | 1 | ... | ... | ... | ... | ... | ... | ... |
| ... | ... | ... | ... | ... | ... | ... | ... | ... | ... | ... | ... | ... | ... | ... | 1 | ... | ... | ... | 1 | ... | ... | ... | ... | 1 | ... | ... | ... | ... | ... | ... | ... |
| ... | ... | 1 | ... | ... | ... | 1 | ... | ... | ... | ... | ... | 1 | ... | ... | 2 | ... | ... | ... | 2 | ... | ... | ... | ... | ... | 1 | ... | 1 | ... | ... | ... | ... |
| ... | ... | ... | ... | ... | ... | ... | ... | ... | ... | ... | ... | ... | ... | ... | 1 | ... | ... | ... | 1 | ... | ... | ... | 1 | ... | ... | ... | ... | ... | ... | ... | ... |
| ... | ... | 3 | ... | ... | ... | 2 | 1 | ... | ... | 1 | ... | 2 | ... | ... | ... | ... | ... | ... | ... | ... | ... | ... | 1 | ... | ... | ... | ... | ... | ... | ... | ... |
| ... | ... | 9 | ... | ... | 1 | 7 | 1 | ... | ... | 3 | ... | 6 | ... | ... | 9 | ... | ... | 1 | 8 | ... | ... | ... | ... | 3 | 6 | ... | ... | ... | ... | ... | ... |
| ... | ... | ... | ... | ... | ... | ... | ... | ... | ... | ... | ... | ... | ... | ... | 3 | ... | ... | ... | 1 | 2 | ... | ... | 3 | ... | ... | ... | ... | ... | ... | ... | ... |
| ... | ... | ... | ... | ... | ... | ... | ... | ... | ... | ... | ... | ... | ... | ... | ... | ... | ... | ... | ... | ... | ... | ... | ... | ... | ... | ... | ... | ... | ... | ... | ... |
| ... | ... | 3 | ... | ... | 1 | ... | 2 | ... | ... | 1 | ... | 2 | ... | ... | 2 | ... | ... | ... | 2 | ... | ... | ... | ... | ... | 2 | ... | ... | ... | ... | ... | ... |
| ... | ... | 40 | ... | ... | 7 | 18 | 11 | 4 | ... | 8 | 7 | 23 | 2 | ... | 55 | ... | 7 | 11 | 25 | 7 | 5 | ... | 4 | 16 | 31 | 2 | 2 | ... | ... | ... | ... |
| ... | ... | ... | ... | ... | ... | ... | ... | ... | ... | ... | ... | ... | ... | ... | ... | ... | ... | ... | ... | ... | ... | ... | ... | ... | ... | ... | ... | ... | ... | ... | ... |
| ... | ... | 3 | ... | ... | ... | 1 | 2 | ... | ... | ... | ... | 3 | ... | ... | ... | ... | ... | ... | ... | ... | ... | ... | ... | ... | ... | ... | ... | ... | ... | ... | ... |
| ... | ... | 3 | ... | ... | ... | 1 | 1 | 1 | ... | 2 | ... | 1 | ... | ... | 2 | ... | ... | 1 | ... | ... | ... | ... | 1 | ... | 1 | ... | ... | ... | ... | ... | ... |

TABLE XVII.—Showing in classified arrangement the Number of Males of all

| Classification of Occupations. | The Colony of Tasmania. | | | | | | | | | | | | |
|--|-------------------------|-----------------|------|------|------|------|--------------|-------------|-----------|-------------------------|--------------|-----------------------|-------------|
| | Total. | Periods of Age. | | | | | | | Grade. | | | | |
| | | -5. | -15. | -20. | -45. | -65. | 65 and over. | Not stated. | Employer. | Engaged on own account. | Wage-earner. | Relative assist- ing. | Unemployed. |
| CLASS III.—continued. | | | | | | | | | | | | | |
| Sub-Order 3.—Metals, other than Gold and Silver. | | | | | | | | | | | | | |
| Iron Bar, Plate, Rod, Wire Dealer | 2 | ... | ... | ... | 2 | ... | ... | ... | 1 | ... | 1 | ... | ... |
| Ironmonger, Hardware Dealer | 144 | ... | 1 | 39 | 86 | 16 | 2 | ... | 22 | 4 | 113 | 1 | ... |
| Others | 1 | ... | ... | ... | ... | 1 | ... | ... | 1 | ... | ... | ... | ... |
| ORDER 11.—PERSONS ENGAGED AS GENERAL DEALERS, SPECULATORS ON CHANCE EVENTS, OR IN UNDEFINED MERCANTILE PURSUITS. | | | | | | | | | | | | | |
| Sub-Order 1.—General Dealers (undefined). | | | | | | | | | | | | | |
| Merchant | 324 | ... | 7 | 51 | 183 | 74 | 9 | ... | 71 | 12 | 235 | 2 | ... |
| Shopkeeper, Storekeeper..... | 757 | ... | 24 | 94 | 434 | 161 | 43 | 1 | 154 | 169 | 395 | 30 | ... |
| General Dealer..... | 79 | ... | 4 | 5 | 37 | 23 | 10 | ... | 10 | 63 | 3 | 3 | ... |
| Hawker, Pedler | 100 | ... | 3 | 4 | 48 | 26 | 19 | ... | 2 | 83 | 12 | 2 | ... |
| Broker | 39 | ... | 1 | 2 | 19 | 16 | 1 | ... | 9 | 21 | 9 | ... | ... |
| Commission Agent | 108 | ... | 1 | 4 | 63 | 34 | 6 | ... | 14 | 81 | 11 | 1 | ... |
| Sub-Order 2.—Speculators on Chance Events. | | | | | | | | | | | | | |
| Lottery Keeper, Ticket Seller | 7 | ... | ... | ... | 7 | ... | ... | ... | ... | 6 | 1 | ... | ... |
| Sub-Order 3.—Other Mercantile Persons undefined. | | | | | | | | | | | | | |
| Clerk, Cashier, Accountant, Commercial, or other unde- fined | 242 | ... | 4 | 34 | 162 | 37 | 5 | ... | 6 | 9 | 218 | 1 | ... |
| Commercial Traveller, Salesman, Saleswoman | 98 | ... | ... | 7 | 79 | 11 | 1 | ... | ... | 9 | 85 | ... | ... |
| Others..... | 8 | ... | ... | ... | 7 | 1 | ... | ... | ... | 1 | 7 | ... | ... |
| SUB-CLASS C.—STORAGE. | | | | | | | | | | | | | |
| ORDER 12.—PERSONS ENGAGED IN STORAGE. | | | | | | | | | | | | | |
| Sub-Order 1.—Storage. | | | | | | | | | | | | | |
| Storekeeper, Clerk, connected with Free or Bonded Stores (not Shopkeeper) | 1 | ... | ... | ... | 1 | ... | ... | ... | ... | ... | 1 | ... | ... |
| Others connected with Storage (not Dealers) | 3 | ... | ... | ... | 1 | 2 | ... | ... | ... | ... | 3 | ... | ... |
| SUB-CLASS D.—TRANSPORT AND COMMUNICATION. | | | | | | | | | | | | | |
| ORDER 13.—PERSONS ENGAGED IN THE TRANSPORT OF PASSENGERS, GOODS, OR COMMUNICATIONS. | | | | | | | | | | | | | |
| Sub-Order 1.—On Railways (not Railway Construction) or Steam Tramways. | | | | | | | | | | | | | |
| Railway or Tramway Manager, Officer, Station Master, Clerk, or Agent..... | 154 | ... | 7 | 30 | 95 | 22 | ... | ... | ... | 1 | 153 | ... | ... |
| Railway or Tramway Engine Driver, Stoker, Cleaner | 90 | ... | ... | 6 | 72 | 11 | 1 | ... | ... | ... | 88 | ... | ... |
| Railway or Tramway Guard, Porter, Pointsman, Signal- man, Shunter..... | 127 | ... | 1 | 16 | 90 | 19 | 1 | ... | ... | ... | 126 | ... | ... |
| Railway or Tramway Ganger or Fetter | 211 | ... | ... | 9 | 170 | 31 | 1 | ... | ... | ... | 209 | ... | ... |
| Others..... | 82 | ... | 2 | 12 | 56 | 9 | 3 | ... | ... | ... | 81 | 1 | ... |
| Sub-Order 2.—On Roads. | | | | | | | | | | | | | |
| Coach, Omnibus, Cab Proprietor, Agent..... | 89 | ... | ... | ... | 72 | 14 | 3 | ... | 35 | 52 | 2 | ... | ... |
| " " " Driver, Conductor, Servant | 154 | ... | 1 | 21 | 118 | 12 | 2 | ... | 22 | 45 | 81 | 1 | ... |
| Drayman, Carrier, Carter | 187 | ... | 2 | 17 | 123 | 34 | 11 | ... | 26 | 67 | 89 | 2 | ... |
| Livery Stable Keeper, Horse Letter..... | 22 | ... | ... | 3 | 12 | 4 | 3 | ... | 10 | 7 | 3 | 2 | ... |
| Horse Tramway Owner, Officer | 1 | ... | ... | ... | ... | 1 | ... | ... | 1 | ... | ... | ... | ... |
| Others..... | 3 | ... | ... | ... | 2 | 1 | ... | ... | 2 | 1 | ... | ... | ... |
| Sub-Order 3.—On Seas, Rivers, and Canals. | | | | | | | | | | | | | |
| Harbour, Pier Service Officer | 10 | ... | ... | ... | 3 | 6 | 1 | ... | ... | ... | 10 | ... | ... |
| Pilot | 8 | ... | ... | ... | ... | 6 | 2 | ... | ... | ... | 7 | ... | ... |
| Lighthouse Keeper | 40 | ... | ... | 1 | 27 | 12 | ... | ... | ... | ... | 40 | ... | ... |
| Shipowner, Agent, Manager | 35 | ... | ... | ... | 25 | 7 | 3 | ... | 13 | 15 | 7 | ... | ... |
| Shipmaster, Officer, Seaman (Merchant Service) | 701 | ... | 6 | 52 | 545 | 82 | 16 | ... | 38 | 2 | 634 | 3 | 24 |
| Engineer, Stoker, Coal Trimmer of Steamer (Merchant Service) | 203 | ... | ... | 7 | 182 | 14 | ... | ... | ... | ... | 202 | ... | ... |
| Ship Servant, Steward, Stewardess | 186 | ... | ... | 13 | 164 | 8 | 1 | ... | ... | 3 | 181 | ... | ... |
| Bargeman, Lighterman | 15 | ... | ... | 4 | 8 | 3 | ... | ... | ... | 4 | 9 | 2 | ... |
| Stevedore, Lumper | 321 | ... | 1 | 16 | 244 | 48 | 12 | ... | ... | ... | 298 | ... | 23 |
| Waterman, Boatman, Boat Proprietor, Agent | 40 | ... | 3 | 4 | 19 | 9 | 5 | ... | 4 | 13 | 16 | 7 | ... |
| Others..... | 2 | ... | ... | ... | 1 | 1 | ... | ... | ... | ... | 2 | ... | ... |

Ages, and whether Employers, Employed, &c., in respect to each Occupation—*continued*.

| Hobart. | | | | | | | | | | | | | | Launceston. | | | | | | | | | | | | | | | | | |
|------------|-------------|--------|-----------------|------|------|------|------|--------------|-------------|-----------|-------------------------|--------------|-------------------|-------------|--------|-----------------|-------------|-----|------|------|------|--------|--------------|-------------|-----------|-------------------------|--------------|-----------------------|-------------|------------|-------------|
| Dependant. | Not stated. | Total. | Periods of Age. | | | | | | Grade. | | | | | | Total. | Periods of Age. | | | | | | Grade. | | | | | | | | | |
| | | | -5. | -15. | -20. | -45. | -65. | 65 and over. | Not stated. | Employer. | Engaged on own account. | Wage-earner. | Relative assistg. | Unemployed. | | Dependant. | Not stated. | -5. | -15. | -20. | -45. | -65. | 65 and over. | Not stated. | Employer. | Engaged on own account. | Wage-earner. | Relative assist- ing. | Unemployed. | Dependant. | Not stated. |
| | | | | | | | | | | | | | | | | | | | | | | | | | | | | | | | |
| ... | ... | 68 | ... | ... | 15 | 43 | 9 | 1 | ... | 8 | 2 | 55 | ... | 3 | ... | ... | 41 | ... | 1 | 14 | 20 | 5 | 1 | ... | 9 | 2 | 28 | 1 | 1 | ... | ... |
| ... | ... | 123 | ... | ... | 3 | 65 | 47 | 8 | ... | 33 | 2 | 88 | ... | ... | ... | ... | 124 | ... | 3 | 31 | 74 | 15 | 1 | ... | 17 | 5 | 100 | ... | 2 | ... | ... |
| ... | ... | 87 | ... | 7 | 11 | 48 | 16 | 5 | ... | 12 | 2 | 71 | ... | 2 | ... | ... | 76 | ... | 1 | 10 | 41 | 19 | 5 | ... | 4 | 14 | 56 | ... | 2 | ... | ... |
| ... | ... | 27 | ... | 1 | 1 | 13 | 9 | 3 | ... | 2 | 22 | 3 | ... | ... | ... | ... | 23 | ... | 3 | 4 | 11 | 4 | 1 | ... | 1 | 19 | ... | 3 | ... | ... | ... |
| ... | ... | 32 | ... | ... | 1 | 16 | 9 | 6 | ... | ... | 30 | ... | 2 | ... | ... | ... | 25 | ... | 2 | 1 | 12 | 6 | 4 | ... | 1 | 19 | 4 | ... | 1 | ... | ... |
| ... | ... | 8 | ... | ... | ... | 5 | 3 | ... | ... | ... | 7 | 1 | ... | ... | ... | ... | 20 | ... | 1 | 2 | 10 | 6 | 1 | ... | 4 | 8 | 8 | ... | ... | ... | ... |
| ... | 1 | 24 | ... | 1 | ... | 17 | 6 | ... | ... | 3 | 15 | 5 | ... | ... | ... | 1 | 40 | ... | ... | 3 | 17 | 15 | 5 | ... | 6 | 28 | 6 | ... | ... | ... | ... |
| ... | ... | ... | ... | ... | ... | ... | ... | ... | ... | ... | ... | ... | ... | ... | ... | ... | ... | ... | ... | ... | ... | ... | ... | ... | ... | ... | ... | ... | ... | ... | ... |
| ... | ... | 88 | ... | ... | 15 | 58 | 14 | 1 | ... | 1 | 3 | 83 | ... | 1 | ... | ... | 48 | ... | 2 | 5 | 32 | 9 | ... | ... | 1 | 2 | 40 | 1 | 4 | ... | ... |
| ... | ... | 19 | ... | ... | ... | 16 | 3 | ... | ... | ... | ... | 18 | ... | 1 | ... | ... | 49 | ... | ... | 6 | 37 | 6 | ... | ... | 3 | 45 | ... | 1 | ... | ... | ... |
| ... | ... | ... | ... | ... | ... | ... | ... | ... | ... | ... | ... | ... | ... | ... | ... | ... | 4 | ... | ... | ... | 3 | 1 | ... | ... | ... | 4 | ... | ... | ... | ... | ... |
| ... | ... | ... | ... | ... | ... | ... | ... | ... | ... | ... | ... | ... | ... | ... | ... | ... | ... | ... | ... | ... | ... | ... | ... | ... | ... | ... | ... | ... | ... | ... | ... |
| ... | ... | 1 | ... | ... | ... | ... | 1 | ... | ... | ... | ... | 1 | ... | ... | ... | ... | 2 | ... | ... | ... | 1 | 1 | ... | ... | ... | 2 | ... | ... | ... | ... | ... |
| ... | ... | ... | ... | ... | ... | ... | ... | ... | ... | ... | ... | ... | ... | ... | ... | ... | ... | ... | ... | ... | ... | ... | ... | ... | ... | ... | ... | ... | ... | ... | ... |
| ... | ... | 21 | ... | 1 | 4 | 15 | 1 | ... | ... | ... | ... | 21 | ... | ... | ... | ... | 31 | ... | 4 | 11 | 11 | 5 | ... | ... | ... | 1 | 30 | ... | ... | ... | ... |
| ... | ... | 24 | ... | ... | 2 | 16 | 5 | 1 | ... | ... | ... | 23 | ... | 1 | ... | ... | 52 | ... | ... | 4 | 42 | 6 | ... | ... | ... | ... | 51 | ... | 1 | ... | ... |
| ... | ... | 22 | ... | ... | 1 | 17 | 4 | ... | ... | ... | ... | 21 | ... | 1 | ... | ... | 30 | ... | ... | 1 | 20 | 9 | ... | ... | ... | ... | 30 | ... | ... | ... | ... |
| ... | ... | 5 | ... | ... | 3 | 1 | 1 | ... | ... | ... | ... | 4 | ... | 1 | ... | ... | 12 | ... | ... | ... | 8 | 4 | ... | ... | ... | ... | 12 | ... | ... | ... | ... |
| ... | ... | 42 | ... | 1 | 8 | 28 | 4 | 1 | ... | ... | ... | 41 | 1 | ... | ... | ... | 38 | ... | 1 | 4 | 27 | 4 | 2 | ... | ... | ... | 38 | ... | ... | ... | ... |
| ... | ... | 36 | ... | ... | ... | 29 | 5 | 2 | ... | 15 | 21 | ... | ... | ... | ... | ... | 26 | ... | ... | ... | 22 | 3 | 1 | ... | 6 | 19 | 1 | ... | ... | ... | ... |
| ... | ... | 57 | ... | ... | 14 | 38 | 4 | 1 | ... | ... | 24 | 32 | ... | 1 | ... | ... | 54 | ... | ... | 2 | 45 | 6 | 1 | ... | 19 | 20 | 12 | ... | 3 | ... | ... |
| ... | ... | 74 | ... | 1 | 10 | 46 | 12 | 5 | ... | 7 | 24 | 41 | 1 | 1 | ... | ... | 20 | ... | ... | 3 | 8 | 4 | 5 | ... | 1 | 7 | 10 | ... | 2 | ... | ... |
| ... | ... | 5 | ... | ... | 1 | 3 | ... | 1 | ... | 3 | ... | 2 | ... | ... | ... | ... | 5 | ... | ... | 1 | 1 | 2 | 1 | ... | 3 | 1 | 1 | ... | ... | ... | ... |
| ... | ... | 1 | ... | ... | ... | ... | 1 | ... | ... | ... | 1 | ... | ... | ... | ... | ... | ... | ... | ... | ... | ... | ... | ... | ... | ... | ... | ... | ... | ... | ... | ... |
| ... | ... | 2 | ... | ... | ... | ... | 1 | 1 | ... | ... | ... | 3 | ... | ... | ... | ... | 1 | ... | ... | ... | 1 | ... | ... | ... | ... | ... | 1 | ... | ... | ... | ... |
| ... | ... | ... | ... | ... | ... | ... | ... | ... | ... | ... | ... | ... | ... | ... | ... | ... | ... | ... | ... | ... | ... | ... | ... | ... | ... | ... | ... | ... | ... | ... | ... |
| ... | ... | 8 | ... | ... | ... | 4 | 3 | 1 | ... | 5 | ... | 3 | ... | ... | ... | ... | 3 | ... | ... | ... | 2 | ... | 1 | ... | 1 | ... | 2 | ... | ... | ... | ... |
| ... | ... | 336 | ... | 2 | 20 | 274 | 34 | 6 | ... | 7 | 2 | 315 | ... | 12 | ... | ... | 83 | ... | ... | 5 | 60 | 17 | 1 | ... | 4 | ... | 73 | ... | 6 | ... | ... |
| ... | ... | 130 | ... | ... | 3 | 121 | 6 | ... | ... | ... | ... | 130 | ... | ... | ... | ... | 42 | ... | ... | ... | 37 | 5 | ... | ... | ... | ... | 41 | ... | 1 | ... | ... |
| ... | ... | 135 | ... | ... | 7 | 123 | 5 | ... | ... | ... | 2 | 132 | ... | 1 | ... | ... | 21 | ... | ... | 1 | 18 | 1 | 1 | ... | ... | ... | 21 | ... | ... | ... | ... |
| ... | ... | 5 | ... | ... | ... | 4 | 1 | ... | ... | ... | 2 | 3 | ... | ... | ... | ... | ... | ... | ... | ... | ... | ... | ... | ... | ... | ... | ... | ... | ... | ... | ... |
| ... | ... | 156 | ... | 1 | 9 | 114 | 26 | 6 | ... | ... | ... | 144 | ... | 12 | ... | ... | 78 | ... | ... | 5 | 55 | 13 | 5 | ... | ... | ... | 68 | ... | 10 | ... | ... |
| ... | ... | 8 | ... | ... | ... | 3 | 1 | 4 | ... | 2 | 5 | 1 | ... | ... | ... | ... | 6 | ... | ... | ... | 3 | 3 | ... | ... | ... | 1 | 5 | ... | ... | ... | ... |

TABLE XVII.—Showing in classified arrangement the Number of Males of all

| Classification of Occupations. | The Colony of Tasmania. | | | | | | | | | | | | |
|---|-------------------------|-----------------|------|------|------|------|--------------|-------------|-----------|-------------------------|--------------|----------------------|-------------|
| | Total. | Periods of Age. | | | | | | | Grade. | | | | |
| | | -5. | -15. | -20. | -45. | -65. | 65 and over. | Not stated. | Employer. | Engaged on own account. | Wage-earner. | Inclusive assisting. | Unemployed. |
| CLASS III.—continued. | | | | | | | | | | | | | |
| Sub-Order 4.—On Postal Service. | | | | | | | | | | | | | |
| Postal Officer, Postmaster, Postmistress, Clerk, Sorter..... | 36 | ... | 1 | 7 | 16 | 6 | 6 | ... | ... | ... | 32 | 4 | ... |
| Letter Carrier | 34 | ... | ... | 10 | 20 | 4 | ... | ... | ... | ... | 34 | ... | ... |
| Mail Contractor | 17 | ... | ... | ... | 9 | 6 | 2 | ... | 2 | 15 | ... | ... | ... |
| Mailman, Mail Guard | 40 | ... | 6 | 13 | 18 | 1 | 2 | ... | ... | ... | 37 | 3 | ... |
| Sub-Order 5.—On Telegraph and Telephone Service. | | | | | | | | | | | | | |
| Telegraph Officer, Stationmaster, Stationmistress, Operator, Clerk | 78 | ... | 4 | 21 | 50 | 3 | ... | ... | ... | ... | 77 | 1 | ... |
| Electrician, Lineman | 18 | ... | ... | ... | 17 | 1 | ... | ... | ... | ... | 18 | ... | ... |
| Telephone Officer | 3 | ... | ... | 1 | 2 | ... | ... | ... | ... | ... | 3 | ... | ... |
| Messenger | 34 | ... | 22 | 11 | 1 | ... | ... | ... | ... | ... | 34 | ... | ... |
| Others..... | 1 | ... | ... | ... | 1 | ... | ... | ... | ... | ... | 1 | ... | ... |
| Sub-Order 6.—Delivery of Documents, Parcels, and Messages. | | | | | | | | | | | | | |
| Messenger and Porter | 59 | ... | 19 | 11 | 16 | 8 | 5 | ... | ... | 3 | 56 | ... | ... |
| Errand Boy, Girl | 56 | ... | 48 | 8 | ... | ... | ... | ... | ... | ... | 56 | ... | ... |
| CLASS IV.—INDUSTRIAL. | | | | | | | | | | | | | |
| ORDER 14.—PERSONS ENGAGED IN CONNECTION WITH THE MANUFACTURE, OR IN OTHER PROCESS RELATING TO ART AND MECHANIC PRODUCTIONS IN WHICH MATERIALS OF VARIOUS KINDS ARE EMPLOYED IN COMBINATION. | | | | | | | | | | | | | |
| Sub-Order 1.—Books and Publications. | | | | | | | | | | | | | |
| Publisher, Newspaper Proprietor | 26 | ... | 2 | 1 | 18 | 4 | 1 | ... | 7 | 1 | 18 | ... | ... |
| Printer, Printing Office Manager | 74 | ... | 10 | 23 | 34 | 7 | ... | ... | 4 | ... | 68 | 2 | ... |
| Compositor | 177 | ... | 6 | 27 | 125 | 17 | 2 | ... | ... | ... | 176 | ... | 1 |
| Others employed in Printing..... | 125 | ... | 21 | 40 | 51 | 10 | 3 | ... | 2 | 2 | 119 | ... | 2 |
| Bookbinder, Machine Ruler | 40 | ... | 7 | 10 | 20 | 2 | 1 | ... | 1 | 1 | 37 | ... | 1 |
| Sub-Order 2.—Musical Instruments. | | | | | | | | | | | | | |
| Musical Instrument-maker..... | 6 | ... | 1 | ... | 4 | 1 | ... | ... | 3 | 1 | 2 | ... | ... |
| Musical Instrument Tuner, Repairer..... | 9 | ... | ... | 1 | 4 | 3 | 1 | ... | ... | 8 | 1 | ... | ... |
| Sub-Order 3.—Prints, Pictures, and Art Materials. | | | | | | | | | | | | | |
| Lithographer, Lithographic, Zincographic Printer | 17 | ... | 1 | 3 | 11 | 2 | ... | ... | 1 | ... | 15 | ... | 1 |
| Picture Frame Maker, Picture Restorer, Cleaner | 3 | ... | ... | 1 | 1 | 1 | ... | ... | 1 | ... | 2 | ... | ... |
| Others..... | 8 | ... | ... | 1 | 5 | 1 | 1 | ... | 1 | 2 | 3 | ... | 2 |
| Sub-Order 4.—Ornaments, Minor Art Products, and Small Wares. | | | | | | | | | | | | | |
| Carver in Wood, Stone, Bone, Ivory, or other Materials (Sculptor excepted) | 9 | ... | ... | 2 | 4 | 2 | 1 | ... | 3 | 3 | 1 | 1 | 1 |
| Taxidermist | 1 | ... | ... | ... | ... | 1 | ... | ... | ... | ... | 1 | ... | ... |
| Basket and Wickerware Maker..... | 22 | ... | 2 | 4 | 11 | 3 | 2 | ... | 4 | 4 | 13 | ... | 1 |
| Sub-Order 6.—Designs, Medals, Type, and Dies. | | | | | | | | | | | | | |
| Pattern Designer, Maker | 9 | ... | ... | 1 | 7 | 1 | ... | ... | 1 | ... | 7 | ... | 1 |
| Sub-Order 7.—Watches, Clocks, and Scientific Instruments. | | | | | | | | | | | | | |
| Chronometer, Watch, Clock Maker | 107 | ... | 7 | 19 | 66 | 12 | 3 | ... | 19 | 34 | 53 | 1 | ... |
| Optician | 2 | ... | ... | 1 | 1 | ... | ... | ... | ... | 1 | ... | ... | 1 |
| Sub-Order 9.—Arms and Explosives. | | | | | | | | | | | | | |
| Armourer, Gunsmith | 5 | ... | ... | ... | 2 | 2 | 1 | ... | ... | 3 | 2 | ... | ... |
| Shot Maker | 1 | ... | ... | ... | 1 | ... | ... | ... | 1 | ... | ... | ... | ... |
| Sub-Order 10.—Machines, Tools, and Implements. | | | | | | | | | | | | | |
| Engine Maker | 1 | ... | ... | ... | 1 | ... | ... | ... | 1 | ... | ... | ... | ... |
| Millwright..... | 4 | ... | ... | ... | 2 | 1 | 1 | ... | ... | 1 | 2 | ... | 1 |
| Agricultural Machinery and Implement Maker..... | 1 | ... | ... | ... | ... | 1 | ... | ... | ... | 1 | ... | ... | ... |
| Cutlery, Tool Maker | 1 | ... | ... | ... | 1 | ... | ... | ... | 1 | ... | ... | ... | ... |
| Gas, Water, Meter Maker | 1 | ... | ... | ... | 1 | ... | ... | ... | ... | ... | 1 | ... | ... |
| Others..... | 5 | ... | ... | ... | 1 | ... | 4 | ... | ... | 5 | ... | ... | ... |

Ages, and whether Employers, Employed, &c., in respect to each Occupation—*continued.*

| Hobart. | | | | | | | | | | | | | | | | | Launceston. | | | | | | | | | | | | | | | | | |
|------------|-------------|-----------------|-----|------|------|------|------|--------------|-------------|-----------|-------------------------|--------------|---------------------|-------------|------------|-------------|-------------|-----------------|------|------|------|------|--------------|-------------|-----------|-------------------------|--------------|---------------------|-------------|------------|-------------|-----|-----|-----|
| | | Periods of Age. | | | | | | | Grade. | | | | | | | | | Periods of Age. | | | | | | | Grade. | | | | | | | | | |
| Dependant. | Not stated. | Total. | -5. | -15. | -20. | -45. | -65. | 65 and over. | Not stated. | Employer. | Engaged on own account. | Wage-earner. | Relative assisting. | Unemployed. | Dependant. | Not stated. | Total. | -5. | -15. | -20. | -45. | -65. | 65 and over. | Not stated. | Employer. | Engaged on own account. | Wage-earner. | Relative assisting. | Unemployed. | Dependant. | Not stated. | | | |
| ... | ... | 2 | ... | ... | ... | ... | 2 | ... | ... | ... | ... | 2 | ... | ... | ... | ... | 1 | ... | ... | ... | ... | 1 | ... | ... | ... | ... | ... | ... | ... | ... | ... | ... | | |
| ... | ... | 15 | ... | ... | 6 | 9 | ... | ... | ... | ... | ... | 15 | ... | ... | ... | ... | 13 | ... | ... | 3 | 7 | 3 | ... | ... | ... | ... | ... | ... | ... | ... | ... | ... | | |
| ... | ... | ... | ... | ... | ... | ... | ... | ... | ... | ... | ... | ... | ... | ... | ... | ... | 1 | ... | ... | ... | 1 | ... | ... | ... | ... | ... | ... | ... | ... | ... | ... | ... | ... | |
| ... | ... | ... | ... | ... | ... | ... | ... | ... | ... | ... | ... | ... | ... | ... | ... | ... | ... | ... | ... | ... | ... | ... | ... | ... | ... | ... | ... | ... | ... | ... | ... | ... | ... | |
| ... | ... | 12 | ... | 1 | 1 | 9 | 1 | ... | ... | ... | ... | 12 | ... | ... | ... | ... | 22 | ... | ... | 3 | 18 | 1 | ... | ... | ... | ... | ... | ... | ... | ... | ... | ... | | |
| ... | ... | 1 | ... | ... | ... | 1 | ... | ... | ... | ... | ... | 1 | ... | ... | ... | ... | 3 | ... | ... | ... | 3 | ... | ... | ... | ... | ... | ... | ... | ... | ... | ... | ... | ... | |
| ... | ... | 2 | ... | ... | ... | 2 | ... | ... | ... | ... | ... | 2 | ... | ... | ... | ... | 1 | ... | ... | 1 | ... | ... | ... | ... | ... | ... | ... | ... | ... | ... | ... | ... | ... | |
| ... | ... | 15 | ... | 14 | 1 | ... | ... | ... | ... | ... | ... | 15 | ... | ... | ... | ... | 11 | ... | ... | 6 | 5 | ... | ... | ... | ... | ... | ... | ... | ... | ... | ... | ... | ... | |
| ... | ... | 1 | ... | ... | ... | 1 | ... | ... | ... | ... | ... | 1 | ... | ... | ... | ... | ... | ... | ... | ... | ... | ... | ... | ... | ... | ... | ... | ... | ... | ... | ... | ... | ... | |
| ... | ... | 43 | ... | 17 | 7 | 10 | 5 | 4 | ... | ... | 2 | 41 | ... | ... | ... | ... | 13 | ... | 2 | 2 | 5 | 3 | 1 | ... | ... | 1 | 12 | ... | ... | ... | ... | ... | ... | |
| ... | ... | 25 | ... | 18 | 7 | ... | ... | ... | ... | ... | ... | 25 | ... | ... | ... | ... | 18 | ... | 17 | 1 | ... | ... | ... | ... | ... | ... | 18 | ... | ... | ... | ... | ... | ... | |
| ... | ... | ... | ... | ... | ... | ... | ... | ... | ... | ... | ... | ... | ... | ... | ... | ... | ... | ... | ... | ... | ... | ... | ... | ... | ... | ... | ... | ... | ... | ... | ... | ... | ... | ... |
| ... | ... | 3 | ... | ... | ... | 3 | ... | ... | ... | 1 | ... | 2 | ... | ... | ... | ... | 14 | ... | 1 | 9 | 7 | 4 | 1 | ... | 2 | 1 | 11 | ... | ... | ... | ... | ... | ... | |
| ... | ... | 2 | ... | ... | ... | 1 | 1 | ... | ... | ... | ... | 2 | ... | ... | ... | ... | 36 | ... | 3 | 10 | 22 | 2 | ... | ... | ... | ... | 34 | ... | 2 | ... | ... | ... | ... | |
| ... | ... | 104 | ... | 4 | 13 | 78 | 7 | 2 | ... | ... | ... | 103 | ... | 1 | ... | ... | 51 | ... | 1 | 7 | 34 | 6 | ... | ... | ... | ... | 51 | ... | ... | ... | ... | ... | ... | |
| ... | ... | 105 | ... | 19 | 33 | 40 | 10 | 3 | ... | 2 | 2 | 99 | ... | 2 | ... | ... | 17 | ... | 2 | ... | 8 | ... | ... | ... | ... | ... | 17 | ... | ... | ... | ... | ... | ... | |
| ... | ... | 26 | ... | 3 | 8 | 13 | 1 | 1 | ... | 1 | ... | 24 | ... | 1 | ... | ... | 8 | ... | 4 | ... | 3 | 1 | ... | ... | ... | 1 | 7 | ... | ... | ... | ... | ... | ... | |
| ... | ... | 3 | ... | ... | ... | 2 | 1 | ... | ... | 1 | 1 | 1 | ... | ... | ... | ... | 3 | ... | 1 | 1 | 2 | ... | ... | ... | 2 | ... | 1 | ... | ... | ... | ... | ... | ... | |
| ... | ... | 3 | ... | ... | ... | 1 | 2 | ... | ... | ... | 3 | ... | ... | ... | ... | ... | 5 | ... | ... | ... | 2 | 1 | 1 | ... | ... | 4 | 1 | ... | ... | ... | ... | ... | ... | |
| ... | ... | 10 | ... | 1 | 1 | 7 | 1 | ... | ... | ... | ... | 10 | ... | ... | ... | ... | 3 | ... | ... | 2 | 1 | ... | ... | ... | ... | ... | 3 | ... | ... | ... | ... | ... | ... | |
| ... | ... | 2 | ... | ... | ... | 1 | 1 | ... | ... | 1 | ... | 1 | ... | ... | ... | ... | 1 | ... | ... | ... | ... | ... | ... | ... | ... | ... | 1 | ... | ... | ... | ... | ... | ... | |
| ... | ... | 4 | ... | ... | ... | 3 | ... | 1 | ... | 1 | 1 | ... | ... | 2 | ... | ... | 1 | ... | ... | ... | 1 | ... | ... | ... | ... | ... | 1 | ... | ... | ... | ... | ... | ... | ... |
| ... | ... | ... | ... | ... | ... | ... | ... | ... | ... | ... | ... | ... | ... | ... | ... | ... | ... | ... | ... | ... | ... | ... | ... | ... | ... | ... | ... | ... | ... | ... | ... | ... | ... | ... |
| ... | ... | 5 | ... | ... | 1 | 1 | 2 | 1 | ... | ... | 3 | ... | 1 | 1 | ... | ... | 4 | ... | ... | ... | 3 | ... | ... | ... | 3 | ... | 1 | ... | ... | ... | ... | ... | ... | ... |
| ... | ... | ... | ... | ... | ... | ... | ... | ... | ... | ... | ... | ... | ... | ... | ... | ... | ... | ... | ... | ... | ... | ... | ... | ... | ... | ... | ... | ... | ... | ... | ... | ... | ... | ... |
| ... | ... | 14 | ... | 2 | 3 | 8 | 1 | ... | ... | 2 | ... | 11 | ... | 1 | ... | ... | 4 | ... | ... | 1 | ... | 2 | ... | 1 | ... | 1 | 1 | 2 | ... | ... | ... | ... | ... | ... |
| ... | ... | ... | ... | ... | ... | ... | ... | ... | ... | ... | ... | ... | ... | ... | ... | ... | ... | ... | ... | ... | ... | ... | ... | ... | ... | ... | ... | ... | ... | ... | ... | ... | ... | ... |
| ... | ... | 1 | ... | ... | ... | 1 | ... | ... | ... | ... | ... | 1 | ... | ... | ... | ... | 6 | ... | ... | ... | 1 | ... | 4 | 1 | ... | ... | ... | 5 | ... | 1 | ... | ... | ... | ... |
| ... | ... | ... | ... | ... | ... | ... | ... | ... | ... | ... | ... | ... | ... | ... | ... | ... | ... | ... | ... | ... | ... | ... | ... | ... | ... | ... | ... | ... | ... | ... | ... | ... | ... | ... |
| ... | ... | 37 | ... | 3 | 3 | 24 | 4 | 3 | ... | 9 | 13 | 15 | ... | ... | ... | ... | 36 | ... | 3 | 11 | 18 | 4 | ... | ... | 5 | 5 | 26 | ... | ... | ... | ... | ... | ... | |
| ... | ... | 1 | ... | ... | ... | 1 | ... | ... | ... | ... | 1 | ... | ... | ... | ... | ... | 1 | ... | ... | ... | ... | ... | ... | ... | ... | ... | ... | ... | ... | ... | ... | ... | ... | ... |
| ... | ... | ... | ... | ... | ... | ... | ... | ... | ... | ... | ... | ... | ... | ... | ... | ... | ... | ... | ... | ... | ... | ... | ... | ... | ... | ... | ... | ... | ... | ... | ... | ... | ... | ... |
| ... | ... | 1 | ... | ... | ... | ... | 1 | ... | ... | ... | 1 | ... | ... | ... | ... | ... | 2 | ... | ... | ... | 1 | ... | ... | ... | ... | ... | 2 | ... | ... | ... | ... | ... | ... | ... |
| ... | ... | ... | ... | ... | ... | ... | ... | ... | ... | ... | ... | ... | ... | ... | ... | ... | ... | ... | ... | ... | ... | ... | ... | ... | ... | ... | ... | ... | ... | ... | ... | ... | ... | ... |
| ... | ... | 2 | ... | ... | ... | ... | 1 | 1 | ... | ... | ... | 1 | ... | 1 | ... | ... | 1 | ... | ... | ... | 1 | ... | ... | ... | ... | ... | 1 | ... | ... | ... | ... | ... | ... | ... |
| ... | ... | ... | ... | ... | ... | ... | ... | ... | ... | ... | ... | ... | ... | ... | ... | ... | ... | ... | ... | ... | ... | ... | ... | ... | ... | ... | ... | ... | ... | ... | ... | ... | ... | ... |
| ... | ... | 1 | ... | ... | ... | 1 | ... | ... | ... | ... | ... | 1 | ... | ... | ... | ... | 1 | ... | ... | ... | 1 | ... | ... | ... | 1 | ... | ... | ... | ... | ... | ... | ... | ... | ... |
| ... | ... | 1 | ... | ... | ... | 1 | ... | ... | ... | ... | 1 | ... | ... | ... | ... | ... | ... | ... | ... | ... | ... | ... | ... | ... | ... | ... | ... | ... | ... | ... | ... | ... | ... | ... |

TABLE XVII.—Showing in classified arrangement the Number of Males of all

| Classification of Occupations. | The Colony of Tasmania. | | | | | | | | | | | | |
|--|-------------------------|-----------------|------|------|------|------|--------------|-------------|-----------|-------------------------|--------------|---------------------|-------------|
| | Total. | Periods of Age. | | | | | | | Grade. | | | | |
| | | -5. | -15. | -20. | -45. | -65. | 65 and over. | Not stated. | Employer. | Engaged on own account. | Wage-earner. | Relative assisting. | Unemployed. |
| CLASS IV.—continued. | | | | | | | | | | | | | |
| Sub-Order 11.—Carriages and Vehicles. | | | | | | | | | | | | | |
| Railway Carriage, Wagon, Trolley Builder, Maker | 15 | ... | ... | 2 | 10 | 3 | ... | ... | ... | ... | 15 | ... | ... |
| Road Carriage, Wagon, Cart, Vehicle, Barrow Builder, Maker | 156 | ... | 8 | 32 | 80 | 31 | 5 | ... | 19 | 13 | 115 | 4 | 5 |
| Wheelwright | 130 | ... | 2 | 13 | 73 | 33 | 9 | ... | 18 | 29 | 73 | 6 | 4 |
| Sub-Order 12.—Harness, Saddlery, Leather, and Leatherware. | | | | | | | | | | | | | |
| Saddlery and Harness Maker | 102 | ... | 6 | 15 | 55 | 20 | 6 | ... | 19 | 21 | 59 | 1 | 2 |
| Leather Belt, Whip, Satchel Maker | 3 | ... | 1 | ... | 1 | 1 | ... | ... | ... | 2 | 1 | ... | ... |
| Leather Cutter, Designer | 2 | ... | ... | 1 | ... | 1 | ... | ... | ... | ... | 2 | ... | ... |
| Portmanteau Maker | 2 | ... | 1 | ... | ... | 1 | ... | ... | 1 | ... | ... | ... | 1 |
| Leather Tanner, Currier, Manufacturer | 120 | ... | 2 | 9 | 88 | 17 | 4 | ... | 9 | 5 | 97 | 2 | 7 |
| Sub-Order 13.—Ships, Boats, and their Equipment. | | | | | | | | | | | | | |
| Shipwright, Boat Builder, Designer, Worker | 98 | ... | ... | 5 | 47 | 40 | 6 | ... | 17 | 2 | 68 | 1 | 10 |
| Ship-rigger | 3 | ... | ... | ... | 1 | 1 | 1 | ... | ... | ... | 2 | ... | 1 |
| Sub-Order 14.—Furniture. | | | | | | | | | | | | | |
| Furniture Maker, Cabinetmaker | 198 | ... | 13 | 34 | 107 | 24 | 10 | ... | 22 | 37 | 134 | 1 | 4 |
| Bed, Bed Mattress, Hammock Maker, Upholsterer | 31 | ... | 3 | 5 | 16 | 3 | 1 | ... | 2 | 8 | 20 | ... | 1 |
| Undertaker, Coffin Maker | 7 | ... | ... | 1 | 3 | 2 | 1 | ... | 1 | 3 | 3 | ... | ... |
| Others | 5 | ... | 1 | 3 | ... | 1 | ... | ... | 1 | ... | 4 | ... | ... |
| Sub-Order 15.—Chemicals and By-Products. | | | | | | | | | | | | | |
| Ink, Blacking Maker | 1 | ... | ... | ... | 1 | ... | ... | ... | 1 | ... | ... | ... | ... |
| Chemical Manure Maker | 1 | ... | ... | 1 | ... | ... | ... | ... | ... | ... | 1 | ... | ... |
| ORDER 15.—PERSONS ENGAGED IN CONNEXION WITH THE MANUFACTURE OR IN REPAIRS, CLEANSING, OR IN OTHER PROCESSES RELATING TO TEXTILE FABRICS, DRESS, AND FIBROUS MATERIALS. | | | | | | | | | | | | | |
| Sub-Order 1.—Textile Fabrics. | | | | | | | | | | | | | |
| Cotton Manufacturer, Spinner, and other Workers (all branches) | 1 | ... | ... | ... | 1 | ... | ... | ... | ... | 1 | ... | ... | ... |
| Woollen Manufacturer, Spinner, and other Workers (all branches) | 18 | ... | 1 | 5 | 6 | 4 | 2 | ... | 5 | 2 | 10 | ... | 1 |
| Dyer, Scourer, Calenderer | 8 | ... | 1 | 2 | 4 | 1 | ... | ... | 2 | 2 | 4 | ... | ... |
| Others | 4 | ... | 1 | ... | 1 | 1 | 1 | ... | 1 | ... | 3 | ... | ... |
| Sub-Order 2.—Dress. | | | | | | | | | | | | | |
| Clothing Manufacturer, Tailor, Tailoress, Dressmaker, Sewing-Machinist, Cutter, Fitter | 279 | ... | 6 | 44 | 159 | 46 | 24 | ... | 36 | 25 | 210 | ... | 8 |
| Hatter, Cap, Bonnet Maker | 10 | ... | ... | 3 | 5 | 2 | ... | ... | 3 | 2 | 7 | ... | ... |
| Furrier, Rug Maker | 2 | ... | ... | ... | 1 | ... | 1 | ... | 1 | ... | 1 | ... | ... |
| Boot, Shoe Manufacturer, Maker, Repairer, Cutter, Sewing-Machinist | 781 | ... | 49 | 124 | 410 | 121 | 77 | ... | 67 | 250 | 434 | 11 | 17 |
| Umbrella, Fan, Parasol Maker, Mender | 3 | ... | ... | ... | 1 | ... | 2 | ... | ... | 3 | ... | ... | ... |
| Sub-Order 3.—Fibrous Materials. | | | | | | | | | | | | | |
| Rope, Cord Maker | 2 | ... | ... | ... | 1 | ... | 1 | ... | ... | 1 | 1 | ... | ... |
| Canvas, Sailcloth Maker | 18 | ... | ... | 1 | 9 | 6 | 2 | ... | 1 | 2 | 13 | ... | 2 |
| Tent, Tarpaulin Maker | 1 | ... | ... | ... | 1 | ... | ... | ... | ... | ... | 1 | ... | ... |
| ORDER 16.—PERSONS ENGAGED IN CONNEXION WITH THE MANUFACTURE OR IN OTHER PROCESSES RELATING TO FOOD, DRINK, NARCOTICS, AND STIMULANTS. | | | | | | | | | | | | | |
| Sub-Order 1.—Animal Food. | | | | | | | | | | | | | |
| Slaughter-house Keeper, Slaughterman | 11 | ... | ... | ... | 7 | 4 | ... | ... | ... | ... | 11 | ... | ... |
| Sausage Maker, Ham-curer, Meat Preserver | 2 | ... | ... | ... | 1 | 1 | ... | ... | 1 | ... | 1 | ... | ... |
| Fish-curer | 3 | ... | ... | ... | ... | 2 | 1 | ... | ... | 3 | ... | ... | ... |
| Sub-Order 2.—Vegetable Food. | | | | | | | | | | | | | |
| Miller, Meal, Flour Worker | 118 | ... | 3 | 15 | 66 | 29 | 5 | ... | 23 | 4 | 81 | 3 | 7 |
| Baker, Biscuit, Pastry Maker | 355 | ... | 31 | 60 | 194 | 54 | 16 | ... | 49 | 44 | 246 | 8 | 7 |
| Fruit Preserver, Jam Maker | 67 | ... | 17 | 16 | 27 | 6 | 1 | ... | 7 | 1 | 57 | 1 | 1 |
| Confectionery Maker | 39 | ... | 4 | 11 | 17 | 5 | 2 | ... | 5 | 4 | 26 | 3 | 1 |
| Sugar-mill Owner, Refiner | 2 | ... | ... | ... | 2 | ... | ... | ... | ... | ... | 1 | ... | 1 |

Ages, and whether Employers, Employed, &c., in respect of each Occupation—*continued*.

| | | Hobart. | | | | | | | | | | | | | Launceston. | | | | | | | | | | | | | | | | |
|------------|-------------|-----------------|-----|------|------|------|------|--------------|-------------|-----------|-------------------------|--------------|-----------------|-------------|-----------------|-------------|--------|-----|------|------|------|------|--------------|-------------|-----------|-------------------------|--------------|----------------------|-------------|------------|-------------|
| | | Periods of Age. | | | | | | | | | | Grade. | | | Periods of Age. | | | | | | | | | | Grade. | | | | | | |
| Dependant. | Not stated. | Total. | -5. | -15. | -20. | -45. | -65. | 65 and over. | Not stated. | Employer. | Engaged on own account. | Wage-earner. | Relative assig. | Unemployed. | Dependant. | Not stated. | Total. | -5. | -15. | -20. | -45. | -65. | 65 and over. | Not stated. | Employer. | Engaged on own account. | Wage-earner. | Relative assist-ing. | Unemployed. | Dependant. | Not stated. |
| ... | ... | 5 | ... | ... | ... | 5 | ... | ... | ... | ... | ... | 5 | ... | ... | ... | ... | 7 | ... | ... | ... | 2 | 3 | 2 | ... | ... | ... | ... | 7 | ... | ... | ... |
| ... | ... | 72 | ... | 4 | 16 | 39 | 11 | 2 | ... | 6 | 1 | 63 | ... | 2 | ... | ... | 43 | ... | 4 | 10 | 20 | 7 | 2 | ... | 8 | 4 | 27 | 2 | 2 | ... | ... |
| ... | ... | 15 | ... | 1 | 1 | 10 | 2 | 1 | ... | ... | 1 | 14 | ... | ... | ... | ... | 7 | ... | ... | ... | 5 | 2 | ... | ... | 2 | ... | 4 | ... | 1 | ... | ... |
| ... | ... | 26 | ... | ... | 2 | 19 | 2 | 3 | ... | 3 | 2 | 20 | ... | 1 | ... | ... | 24 | ... | 2 | 6 | 10 | 5 | 1 | ... | 5 | 3 | 16 | ... | ... | ... | ... |
| ... | ... | ... | ... | ... | ... | ... | ... | ... | ... | ... | ... | ... | ... | ... | ... | ... | 2 | ... | 1 | ... | 1 | ... | ... | ... | ... | 1 | 1 | ... | ... | ... | ... |
| ... | ... | 2 | ... | ... | 1 | ... | ... | ... | ... | ... | ... | 2 | ... | ... | ... | ... | ... | ... | ... | ... | ... | ... | ... | ... | ... | ... | ... | ... | ... | ... | ... |
| ... | ... | 2 | ... | 1 | ... | ... | 1 | ... | ... | 1 | ... | ... | 1 | ... | ... | ... | ... | ... | ... | ... | ... | ... | ... | ... | ... | ... | ... | ... | ... | ... | ... |
| ... | ... | 42 | ... | 1 | 6 | 23 | 7 | 2 | ... | 3 | 1 | 38 | ... | ... | ... | ... | 27 | ... | ... | 1 | 22 | 4 | ... | ... | ... | 2 | 22 | ... | 3 | ... | ... |
| ... | ... | 56 | ... | ... | 1 | 25 | 26 | 4 | ... | 7 | 2 | 41 | ... | 6 | ... | ... | 9 | ... | ... | 2 | 4 | 3 | ... | ... | 3 | ... | 4 | ... | 2 | ... | ... |
| ... | ... | 1 | ... | ... | ... | ... | ... | 1 | ... | ... | ... | ... | ... | 1 | ... | ... | ... | ... | ... | ... | ... | ... | ... | ... | ... | ... | ... | ... | ... | ... | ... |
| ... | ... | 94 | ... | 3 | 12 | 58 | 16 | 5 | ... | 15 | 13 | 64 | ... | 2 | ... | ... | 74 | ... | 8 | 17 | 36 | 11 | 2 | ... | 6 | 13 | 53 | ... | 2 | ... | ... |
| ... | ... | 2 | ... | ... | ... | 2 | ... | ... | ... | 1 | ... | 1 | ... | ... | ... | ... | 23 | ... | 3 | 7 | 11 | 1 | 1 | ... | 1 | 4 | 17 | ... | 1 | ... | ... |
| ... | ... | 3 | ... | ... | ... | 2 | ... | ... | ... | 1 | ... | 2 | ... | ... | ... | ... | 2 | ... | ... | 1 | ... | 1 | ... | ... | ... | 1 | 1 | ... | ... | ... | ... |
| ... | ... | ... | ... | ... | ... | ... | ... | ... | ... | ... | ... | ... | ... | ... | ... | ... | 5 | ... | 1 | 3 | ... | 1 | ... | ... | 1 | ... | 4 | ... | 1 | ... | ... |
| ... | ... | 1 | ... | ... | 1 | ... | ... | ... | ... | ... | ... | 1 | ... | ... | ... | ... | ... | ... | ... | ... | ... | ... | ... | ... | ... | ... | ... | ... | ... | ... | ... |
| ... | ... | ... | ... | ... | ... | ... | ... | ... | ... | ... | ... | ... | ... | ... | ... | ... | ... | ... | ... | ... | ... | ... | ... | ... | ... | ... | ... | ... | ... | ... | ... |
| ... | ... | 13 | ... | 1 | 4 | 6 | 2 | ... | ... | 5 | ... | 8 | ... | ... | ... | ... | ... | ... | ... | ... | ... | ... | ... | ... | ... | ... | ... | ... | ... | ... | ... |
| ... | ... | 2 | ... | ... | 2 | ... | ... | ... | ... | 1 | ... | 1 | ... | ... | ... | ... | 3 | ... | ... | ... | 2 | 1 | ... | ... | 1 | 2 | ... | ... | ... | ... | ... |
| ... | ... | 1 | ... | ... | ... | 1 | ... | ... | ... | ... | ... | 1 | ... | ... | ... | ... | 1 | ... | ... | ... | ... | ... | 1 | ... | 1 | ... | ... | ... | ... | ... | ... |
| ... | ... | 112 | ... | 3 | 17 | 62 | 19 | 11 | ... | 12 | 11 | 86 | ... | 3 | ... | ... | 94 | ... | 1 | 14 | 62 | 13 | 4 | ... | 13 | 4 | 73 | ... | 4 | ... | ... |
| ... | ... | 6 | ... | ... | 2 | 3 | 1 | ... | ... | 2 | 1 | 2 | ... | ... | ... | ... | 1 | ... | ... | ... | 1 | ... | ... | ... | ... | 1 | ... | ... | ... | ... | ... |
| ... | ... | ... | ... | ... | ... | ... | ... | ... | ... | ... | ... | ... | ... | ... | ... | ... | ... | ... | ... | ... | ... | ... | ... | ... | ... | ... | ... | ... | ... | ... | ... |
| ... | ... | 1 | 281 | ... | 31 | 57 | 140 | 37 | 16 | ... | 37 | 50 | 186 | 3 | 4 | ... | 180 | ... | 11 | 23 | 103 | 27 | 16 | ... | 9 | 34 | 133 | ... | 4 | ... | ... |
| ... | ... | 1 | ... | ... | ... | ... | ... | 1 | ... | ... | 1 | ... | ... | ... | ... | ... | 2 | ... | ... | ... | 1 | ... | ... | 1 | ... | 2 | ... | ... | ... | ... | ... |
| ... | ... | 12 | ... | ... | ... | 6 | 4 | 2 | ... | 1 | 1 | 9 | ... | 1 | ... | ... | 3 | ... | ... | ... | 2 | 1 | ... | ... | ... | 1 | 2 | ... | ... | ... | ... |
| ... | ... | ... | ... | ... | ... | ... | ... | ... | ... | ... | ... | ... | ... | ... | ... | ... | 1 | ... | ... | ... | 1 | ... | ... | ... | ... | ... | 1 | ... | ... | ... | ... |
| ... | ... | 3 | ... | ... | ... | 1 | 2 | ... | ... | ... | ... | 3 | ... | ... | ... | ... | 8 | ... | ... | ... | 6 | 2 | ... | ... | ... | ... | 8 | ... | ... | ... | ... |
| ... | ... | 1 | ... | ... | ... | ... | ... | 1 | ... | ... | 1 | ... | ... | ... | ... | ... | 2 | ... | ... | ... | 1 | ... | ... | ... | 1 | ... | 1 | ... | ... | ... | ... |
| ... | ... | 27 | ... | 2 | 2 | 14 | 9 | ... | ... | 2 | ... | 23 | ... | 2 | ... | ... | 15 | ... | ... | 2 | 9 | 4 | ... | ... | 1 | ... | 13 | ... | 1 | ... | ... |
| ... | ... | 127 | ... | 14 | 24 | 60 | 25 | 4 | ... | 18 | 9 | 95 | 2 | 2 | ... | ... | 69 | ... | 6 | 13 | 41 | 8 | 1 | ... | 12 | 5 | 52 | ... | ... | ... | ... |
| ... | ... | 58 | ... | 16 | 12 | 24 | 5 | 1 | ... | 2 | ... | 54 | 1 | 1 | ... | ... | ... | ... | ... | ... | ... | ... | ... | ... | ... | ... | ... | ... | ... | ... | ... |
| ... | ... | 31 | ... | 3 | 9 | 15 | 3 | 1 | ... | 4 | 2 | 21 | 3 | 1 | ... | ... | 5 | ... | ... | 1 | 1 | 2 | 1 | ... | 1 | 2 | ... | ... | ... | ... | ... |
| ... | ... | ... | ... | ... | ... | ... | ... | ... | ... | ... | ... | ... | ... | ... | ... | ... | 1 | ... | ... | ... | 1 | ... | ... | ... | ... | ... | 1 | ... | ... | ... | ... |

TABLE XVII.—Showing in classified arrangement the Number of Males of all

| Classification of Occupations. | The Colony of Tasmania. | | | | | | | | | | | | |
|--|-------------------------|-----------------|------|------|------|------|--------------|-------------|-----------|-------------------------|--------------|---------------------|-------------|
| | Total. | Periods of Age. | | | | | | | Grade. | | | | |
| | | -5. | -15. | -20. | -45. | -65. | 65 and over. | Not stated. | Employer. | Engaged on own account. | Wage-earner. | Relative assisting. | Unemployed. |
| CLASS IV.—continued. | | | | | | | | | | | | | |
| Sub-Order 3.— <i>Drinks, Narcotics, and Stimulants.</i> | | | | | | | | | | | | | |
| Brewer, Bottler, and others engaged in connection with Brewing | 81 | ... | 3 | 9 | 51 | 15 | 3 | ... | 9 | ... | 71 | ... | 1 |
| Maltsters | 8 | ... | ... | ... | 5 | 1 | 2 | ... | ... | ... | 7 | ... | 1 |
| Distiller and Rectifier of Spirits, Bottler | 1 | ... | ... | ... | 1 | ... | ... | ... | ... | ... | ... | ... | ... |
| Ginger-beer, Soda-water, Mineral-water, Cordial Manufacturer | 63 | ... | 6 | 6 | 42 | 7 | 2 | ... | 9 | 4 | 47 | 2 | 1 |
| Tobacco, Cigar, Cigarette, Snuff Manufacturer | 1 | ... | ... | ... | 1 | ... | ... | ... | ... | 1 | ... | ... | ... |
| Spice, Mustard, Pepper Maker | 2 | ... | ... | 1 | ... | 1 | ... | ... | ... | 1 | ... | 1 | ... |
| Pickles, Sauce Maker | 1 | ... | ... | ... | ... | 1 | ... | ... | 1 | ... | ... | ... | ... |
| ORDER 17.—PERSONS NOT OTHERWISE CLASSED ENGAGED IN CONNECTION WITH MANUFACTURES OR OTHER PROCESSES CONNECTED WITH ANIMAL AND VEGETABLE SUBSTANCES. | | | | | | | | | | | | | |
| Sub-Order 1.— <i>Animal Matters, not otherwise classed.</i> | | | | | | | | | | | | | |
| Soap Boiler | 33 | ... | 2 | 4 | 19 | 6 | 2 | ... | 3 | ... | 30 | ... | ... |
| Tallow Melter, Boiler Down (not Meat Preserver) | 1 | ... | ... | ... | 1 | ... | ... | ... | ... | ... | 1 | ... | ... |
| Fellmonger | 37 | ... | 2 | 7 | 21 | 5 | 2 | ... | 6 | 4 | 23 | 1 | 3 |
| Bone Manure Dust Manufacturer | 6 | ... | ... | 2 | 3 | 1 | ... | ... | 1 | ... | 3 | 2 | ... |
| Others | 1 | ... | ... | ... | 1 | ... | ... | ... | ... | ... | 1 | ... | ... |
| Sub-Order 2.— <i>Working in Wood.</i> | | | | | | | | | | | | | |
| Firewood, Billet Chopper | 7 | ... | ... | ... | 6 | ... | 1 | ... | ... | 2 | 3 | ... | 2 |
| Fencer, Hurdle Maker | 102 | ... | 2 | 16 | 63 | 15 | 6 | ... | 2 | 10 | 87 | 3 | ... |
| Bark Mill Owner, Worker | 44 | ... | ... | 6 | 29 | 8 | 1 | ... | 2 | ... | 41 | ... | 1 |
| Cooper | 37 | ... | 1 | 3 | 24 | 7 | 2 | ... | 3 | 10 | 23 | ... | 1 |
| Saw Mill Owner, Sawyer | 486 | ... | 21 | 64 | 322 | 64 | 15 | ... | 48 | 25 | 385 | 18 | 10 |
| Others | 19 | ... | ... | 7 | 9 | 3 | ... | ... | 1 | 1 | 17 | ... | ... |
| Sub-Order 3.— <i>Workers in Vegetable Produce for Fodder.</i> | | | | | | | | | | | | | |
| Chaffcutters | 7 | ... | 1 | 2 | 3 | 1 | ... | ... | ... | ... | 7 | ... | ... |
| Sub-Order 4.— <i>Paper Manufacturers.</i> | | | | | | | | | | | | | |
| Paper Makers, Labourers | 1 | ... | ... | ... | 1 | ... | ... | ... | ... | ... | 1 | ... | ... |
| ORDER 18.—PERSONS ENGAGED IN THE ALTERATION, MODIFICATION, OR MANUFACTURE, OR IN OTHER PROCESSES RELATING TO METALS OR MINERAL MATTERS. | | | | | | | | | | | | | |
| Sub-Order 1.— <i>In the conversion of Coal and other Substances to purposes of Heat, Light, or Forms of Energy not otherwise classed.</i> | | | | | | | | | | | | | |
| Gas Manufacturer, Officer, Clerk, Workman | 101 | ... | 1 | 11 | 68 | 20 | 1 | ... | 2 | 1 | 96 | ... | 2 |
| Electric Light or Energy Producer, Officer, Clerk | 1 | ... | ... | 1 | ... | ... | ... | ... | ... | ... | 1 | ... | ... |
| Charcoal Burner | 5 | ... | ... | ... | 1 | 2 | 2 | ... | 1 | 3 | 1 | ... | ... |
| Sub-Order 2.— <i>Manufactures and Processes relating to Stone, Clay, Earthenware, Glass, and Minerals, not otherwise classed.</i> | | | | | | | | | | | | | |
| Lime Burner | 20 | ... | ... | 1 | 11 | 8 | ... | ... | 3 | 3 | 14 | ... | ... |
| Brick, Tile Maker | 180 | ... | 12 | 26 | 111 | 23 | 8 | ... | 21 | 5 | 146 | 2 | 6 |
| Pottery Maker | 28 | ... | 3 | 10 | 13 | 1 | 1 | ... | 4 | ... | 22 | ... | 2 |
| Glass Manufacturer, Worker | 2 | ... | ... | ... | 1 | 1 | ... | ... | ... | ... | 2 | ... | ... |
| China, Earthenware Maker, Mender | 3 | ... | ... | ... | 2 | 1 | ... | ... | 3 | ... | ... | ... | ... |
| Asphalt and Pitch Manufacturer | 1 | ... | ... | ... | 1 | ... | ... | ... | ... | ... | 1 | ... | ... |
| Sub-Order 3.— <i>Gold, Silver, and Precious Stones.</i> | | | | | | | | | | | | | |
| Goldsmith, Silversmith, Jeweller | 38 | ... | 4 | 11 | 22 | 1 | ... | ... | 5 | 3 | 28 | 2 | ... |
| Lapidary, Precious Stones Worker | 2 | ... | ... | ... | 1 | ... | 1 | ... | ... | ... | ... | ... | 2 |
| Sub-Order 4.— <i>Metals other than Gold and Silver.</i> | | | | | | | | | | | | | |
| Coppersmith, Worker | 4 | ... | ... | 2 | 2 | ... | ... | ... | ... | 1 | 3 | ... | ... |
| Tin, Zinc Worker | 93 | ... | 1 | 25 | 55 | 8 | 4 | ... | 4 | 10 | 75 | 2 | 2 |
| Malleable Iron Manufacturer, Worker, Roller, Smelter, Puddler | 21 | ... | ... | 1 | 15 | 4 | 1 | ... | ... | ... | 21 | ... | ... |
| Engineer, Fitter, Iron Turner, Boiler Maker | 110 | ... | 1 | 15 | 86 | 6 | 2 | ... | 2 | ... | 107 | ... | ... |

Ages, and whether Employers, Employed, &c., in respect of each Occupation—*continued.*

| Hobart. | | | | | | | | | | | | | | Launceston. | | | | | | | | | | | | | | | | |
|------------|-------------|--------|-----------------|------|------|------|------|--------------|-------------|-----------|-------------------------|--------------|-----------------|-------------|--------|-----------------|-------------|-----|------|------|------|--------|--------------|-------------|-----------|-------------------------|--------------|----------------------|-------------|------------|
| Dependant. | Not stated. | Total. | Periods of Age. | | | | | | Grade. | | | | | | Total. | Periods of Age. | | | | | | Grade. | | | | | | | | |
| | | | -5. | -15. | -20. | -45. | -65. | 65 and over. | Not stated. | Employer. | Engaged on own account. | Wage-earner. | Relative assig. | Unemployed. | | Dependant. | Not stated. | -5. | -15. | -20. | -45. | -65. | 65 and over. | Not stated. | Employer. | Engaged on own account. | Wage-earner. | Relative assist-ing. | Unemployed. | Dependant. |
| ... | ... | 18 | ... | ... | 2 | 9 | 7 | ... | ... | 2 | ... | 16 | ... | ... | ... | 21 | ... | ... | 2 | 14 | 3 | 2 | ... | 3 | ... | 18 | ... | ... | ... | ... |
| ... | ... | 3 | ... | ... | ... | 2 | ... | 1 | ... | ... | ... | 2 | ... | 1 | ... | 4 | ... | ... | ... | 3 | ... | 1 | ... | ... | ... | 4 | ... | ... | ... | ... |
| ... | 1 | 1 | ... | ... | ... | 1 | ... | ... | ... | ... | ... | ... | ... | ... | 1 | ... | ... | ... | ... | ... | ... | ... | ... | ... | ... | ... | ... | ... | ... | ... |
| ... | ... | 19 | ... | 1 | 1 | 14 | 3 | ... | ... | 2 | ... | 16 | ... | 1 | ... | 21 | ... | 3 | 2 | 14 | 2 | ... | ... | 1 | 2 | 17 | 1 | ... | ... | ... |
| ... | ... | 1 | ... | ... | ... | 1 | ... | ... | ... | ... | 1 | ... | ... | ... | ... | ... | ... | ... | ... | ... | ... | ... | ... | ... | ... | ... | ... | ... | ... | ... |
| ... | ... | 2 | ... | ... | 1 | ... | 1 | ... | ... | ... | 1 | ... | 1 | ... | ... | ... | ... | ... | ... | ... | ... | ... | ... | ... | ... | ... | ... | ... | ... | ... |
| ... | ... | ... | ... | ... | ... | ... | ... | ... | ... | ... | ... | ... | ... | ... | ... | 1 | ... | ... | ... | ... | 1 | ... | 1 | ... | ... | ... | ... | ... | ... | ... |
| ... | ... | 13 | ... | 2 | 1 | 9 | 1 | ... | ... | 1 | ... | 12 | ... | ... | ... | 11 | ... | ... | 2 | 5 | 2 | 2 | ... | 2 | ... | 9 | ... | ... | ... | ... |
| ... | ... | ... | ... | ... | ... | ... | ... | ... | ... | ... | ... | ... | ... | ... | ... | 1 | ... | ... | ... | 1 | ... | ... | ... | ... | ... | 1 | ... | ... | ... | ... |
| ... | ... | 6 | ... | ... | ... | 4 | 1 | 1 | 2 | ... | ... | 4 | ... | ... | ... | 1 | ... | ... | ... | 1 | ... | ... | ... | ... | ... | ... | ... | 1 | ... | ... |
| ... | ... | ... | ... | ... | ... | ... | ... | ... | ... | ... | ... | ... | ... | ... | ... | 1 | ... | ... | ... | 1 | ... | ... | ... | ... | ... | 1 | ... | ... | ... | ... |
| ... | ... | 3 | ... | ... | ... | 2 | ... | 1 | ... | ... | 1 | 2 | ... | ... | ... | 4 | ... | ... | ... | 4 | ... | ... | ... | ... | 1 | 1 | ... | 2 | ... | ... |
| ... | ... | ... | ... | ... | ... | ... | ... | ... | ... | ... | ... | ... | ... | ... | ... | 3 | ... | ... | 1 | ... | 1 | ... | ... | ... | 1 | 2 | ... | ... | ... | ... |
| ... | ... | 23 | ... | ... | 3 | 16 | 4 | ... | 1 | ... | ... | 22 | ... | ... | ... | 19 | ... | ... | 3 | 11 | 4 | 1 | ... | 1 | ... | 17 | ... | 1 | ... | ... |
| ... | ... | 14 | ... | ... | ... | 9 | 4 | 1 | 1 | 1 | 1 | 12 | ... | ... | ... | 8 | ... | 1 | ... | 5 | 2 | ... | 1 | 2 | 5 | ... | ... | ... | ... | ... |
| ... | ... | 38 | ... | 1 | 7 | 23 | 6 | 1 | 2 | ... | ... | 36 | ... | ... | ... | 12 | ... | 1 | 1 | 9 | 1 | ... | ... | ... | 12 | ... | ... | ... | ... | ... |
| ... | ... | 16 | ... | ... | 5 | 8 | 3 | ... | 1 | 1 | 1 | 14 | ... | ... | ... | ... | ... | ... | ... | ... | ... | ... | ... | ... | ... | ... | ... | ... | ... | ... |
| ... | ... | ... | ... | ... | ... | ... | ... | ... | ... | ... | ... | ... | ... | ... | ... | 1 | ... | ... | 1 | ... | ... | ... | ... | ... | ... | 1 | ... | ... | ... | ... |
| ... | ... | 1 | ... | ... | ... | 1 | ... | ... | ... | ... | ... | 1 | ... | ... | ... | ... | ... | ... | ... | ... | ... | ... | ... | ... | ... | ... | ... | ... | ... | ... |
| ... | ... | 49 | ... | ... | 5 | 33 | 10 | 1 | ... | 2 | ... | 46 | ... | ... | 1 | 35 | ... | 1 | 5 | 19 | 10 | ... | ... | ... | 1 | 33 | ... | 1 | ... | ... |
| ... | ... | ... | ... | ... | ... | ... | ... | ... | ... | ... | ... | ... | ... | ... | ... | 1 | ... | ... | ... | ... | ... | ... | ... | ... | ... | ... | ... | ... | ... | ... |
| ... | ... | 2 | ... | ... | ... | 2 | ... | ... | 1 | ... | ... | 1 | ... | ... | ... | ... | ... | ... | ... | ... | ... | ... | ... | ... | ... | ... | ... | ... | ... | ... |
| ... | ... | 9 | ... | 1 | 4 | 4 | ... | ... | ... | ... | ... | 9 | ... | ... | ... | 34 | ... | 4 | 4 | 21 | 4 | 1 | ... | 2 | ... | 27 | ... | 5 | ... | ... |
| ... | ... | ... | ... | ... | ... | ... | ... | ... | ... | ... | ... | ... | ... | ... | ... | 20 | ... | 1 | 10 | 9 | ... | ... | 3 | ... | 15 | ... | 2 | ... | ... | ... |
| ... | ... | ... | ... | ... | ... | ... | ... | ... | ... | ... | ... | ... | ... | ... | ... | 1 | ... | ... | ... | ... | 1 | ... | ... | ... | ... | 1 | ... | ... | ... | ... |
| ... | ... | 1 | ... | ... | ... | 1 | ... | ... | ... | ... | ... | 1 | ... | ... | ... | ... | ... | ... | ... | ... | ... | ... | ... | ... | ... | ... | ... | ... | ... | ... |
| ... | ... | 20 | ... | 2 | 5 | 12 | 1 | ... | ... | 3 | ... | 15 | 2 | ... | ... | 10 | ... | 1 | 3 | 6 | ... | ... | 1 | ... | 9 | ... | ... | ... | ... | ... |
| ... | ... | 1 | ... | ... | ... | ... | 1 | ... | ... | ... | ... | ... | ... | ... | 1 | 1 | ... | ... | ... | 1 | ... | ... | ... | ... | ... | ... | ... | 1 | ... | ... |
| ... | ... | 4 | ... | ... | 2 | 2 | ... | ... | ... | ... | 1 | 3 | ... | ... | ... | ... | ... | ... | ... | ... | ... | ... | ... | ... | ... | ... | ... | ... | ... | ... |
| ... | ... | 44 | ... | ... | 13 | 27 | 4 | ... | ... | ... | 3 | 40 | ... | 1 | ... | 27 | ... | ... | 7 | 17 | 3 | ... | ... | 2 | ... | 25 | ... | ... | ... | ... |
| ... | ... | 1 | ... | ... | ... | 1 | ... | ... | ... | ... | ... | 1 | ... | ... | ... | 20 | ... | ... | 1 | 14 | 4 | 1 | ... | ... | 20 | ... | ... | ... | ... | ... |
| ... | ... | 25 | ... | ... | ... | 23 | 2 | ... | ... | 1 | ... | 24 | ... | ... | ... | 40 | ... | 1 | 7 | 27 | 3 | 2 | ... | 1 | ... | 38 | ... | 1 | ... | ... |

TABLE XVII.—Showing in classified arrangement the Number of Males of all

| Classification of Occupations. | The Colony of Tasmania. | | | | | | | | | | | | |
|--|-------------------------|-----------------|------|------|------|------|--------------|-------------|-----------|-------------------------|--------------|----------------------|-------------|
| | Total. | Periods of Age. | | | | | | | Grade. | | | | |
| | | -5. | -15. | -20. | -45. | -65. | 65 and over. | Not stated. | Employer. | Engaged on own account. | Wage-earner. | Relative assist-ing. | Unemployed. |
| CLASS IV.—continued. | | | | | | | | | | | | | |
| Cast-iron Founder, Moulder, Worker | 97 | ... | 1 | 29 | 59 | 6 | 2 | ... | 9 | 1 | 86 | ... | 1 |
| Blacksmith, Farrier, Whitesmith | 768 | ... | 32 | 163 | 451 | 90 | 32 | ... | 105 | 95 | 512 | 28 | 27 |
| Brassfounder, Moulder, Worker, Brazier | 9 | ... | ... | 2 | 4 | 1 | 2 | ... | 1 | 2 | 6 | ... | ... |
| Locksmith | 4 | ... | ... | ... | 3 | ... | 1 | ... | 1 | 2 | 1 | ... | ... |
| Others..... | 1 | ... | ... | 1 | ... | ... | ... | ... | ... | ... | 1 | ... | ... |
| ORDER 19.—PERSONS ENGAGED IN THE CONSTRUCTION OR REPAIR OF BUILDINGS, ROADS, RAILWAYS, CANALS, DOCKS, EARTHWORKS, &c.; IN THE DISPOSAL OF SILT, DEAD MATTER, OR REFUSE; OR IN OPERATIONS THE NATURE OF WHICH IS UNDEFINED. | | | | | | | | | | | | | |
| Sub-Order 1.—Houses and Buildings. | | | | | | | | | | | | | |
| Master Builder, Contractor, Measurer, Foreman, Clerk | 249 | ... | 5 | 50 | 130 | 53 | 11 | ... | 104 | 33 | 101 | 6 | 5 |
| Mason, Hewer, Hodman, Mason's Labourer | 216 | ... | 2 | 29 | 137 | 36 | 12 | ... | 19 | 24 | 149 | 3 | 21 |
| Bricklayer, Bricklayer's Labourer, Hodman | 205 | ... | 2 | 32 | 129 | 28 | 12 | 2 | 10 | 14 | 162 | ... | 19 |
| Carpenter, Joiner, Turner, Carpenter's Labourer | 1490 | ... | 32 | 173 | 910 | 295 | 78 | 2 | 79 | 198 | 1104 | 24 | 85 |
| Slater, Shingler, Slater's Labourer | 7 | ... | ... | ... | 6 | 1 | ... | ... | 1 | ... | 5 | ... | 1 |
| Plasterer, Plasterer's Labourer | 170 | ... | 4 | 26 | 124 | 13 | 3 | ... | 22 | 6 | 125 | 3 | 14 |
| House Painter, Paper-hanger, Glazier..... | 345 | ... | 13 | 50 | 229 | 40 | 13 | ... | 39 | 48 | 236 | 2 | 20 |
| House Plumber, Bell-hanger..... | 61 | ... | 3 | 16 | 37 | 3 | 2 | ... | 8 | 8 | 41 | 3 | 1 |
| Sub-Order 2.—Roads, Railways, Earthworks, &c., or Undefined. | | | | | | | | | | | | | |
| Road Contractor | 368 | ... | 4 | 18 | 269 | 68 | 7 | 2 | 236 | 107 | 7 | 18 | ... |
| Skilled Assistant, Foreman, Inspector, Time-keeper, Clerk | 72 | ... | ... | ... | 43 | 29 | ... | ... | ... | ... | 72 | ... | ... |
| Engine Driver, Fireman | 42 | ... | 1 | ... | 29 | 11 | 1 | ... | ... | ... | 39 | ... | 3 |
| Navvy, Labourer, Excavator | 1795 | ... | 11 | 193 | 1426 | 139 | 26 | ... | 8 | 1 | 1732 | 11 | 43 |
| Stone-breaking Machine Worker, Stone-breaker | 10 | ... | ... | ... | 3 | 5 | 2 | ... | ... | ... | 10 | ... | ... |
| Dredge Worker, Diving-bell Worker | 5 | ... | ... | ... | 4 | ... | 1 | ... | ... | 2 | 3 | ... | ... |
| Drainer, Pavior | 3 | ... | ... | ... | 3 | ... | ... | ... | 1 | 2 | ... | ... | ... |
| Sub-Order 3.—Disposition of Dead Matter or Refuse. | | | | | | | | | | | | | |
| Cemetery Keeper, Grave-digger, Labourer | 5 | ... | ... | 1 | 2 | 2 | ... | ... | ... | ... | 5 | ... | ... |
| Scavenger, Street Cleaner | 97 | ... | ... | 6 | 54 | 30 | 7 | ... | ... | ... | 96 | ... | 1 |
| Chimney Sweep | 14 | ... | ... | ... | 5 | 7 | 2 | ... | 3 | 7 | 4 | ... | ... |
| Nightman, Night-cart Driver..... | 12 | ... | ... | 4 | 5 | 2 | 1 | ... | ... | ... | 12 | ... | ... |
| ORDER 20.—INDUSTRIAL WORKERS IMPERFECTLY DEFINED. | | | | | | | | | | | | | |
| Sub-Order 1.—Imperfectly defined. | | | | | | | | | | | | | |
| Mechanic, Manufacturer (so defined) | 7 | ... | ... | ... | 4 | 3 | ... | ... | 1 | 2 | 4 | ... | ... |
| Factory Worker, undefined | 3 | ... | 2 | ... | 1 | ... | ... | ... | ... | ... | 3 | ... | ... |
| Engineer, Engine Driver, Stoker, undefined | 353 | ... | 7 | 39 | 254 | 53 | ... | ... | 5 | 2 | 231 | 4 | 11 |
| Carter, Wagoner, Horse Driver, undefined | 761 | ... | 29 | 120 | 492 | 99 | 21 | ... | 37 | 174 | 521 | 18 | 10 |
| Labourer, undefined..... | 2216 | ... | 80 | 309 | 1261 | 339 | 226 | 1 | ... | ... | 1987 | 11 | 218 |
| Others..... | 10 | ... | 2 | 3 | 4 | ... | 1 | ... | ... | ... | 10 | ... | ... |
| CLASS V.—AGRICULTURAL, PASTORAL, MINERAL, AND OTHER PRIMARY PRODUCERS. | | | | | | | | | | | | | |
| ORDER 21.—PERSONS DIRECTLY ENGAGED IN THE CULTIVATION OF LAND OR IN REARING OR BREEDING ANIMALS, OR IN OBTAINING RAW PRODUCTS FROM NATURAL SOURCES. | | | | | | | | | | | | | |
| Sub-Order 1.—Agricultural Pursuits. | | | | | | | | | | | | | |
| Farmer, Agricultural | 4835 | ... | 318 | 723 | 2245 | 1110 | 438 | 1 | 1178 | 1880 | 193 | 1572 | 11 |
| " Pastoral, and General | 3085 | ... | 235 | 508 | 1434 | 663 | 244 | 1 | 806 | 857 | 291 | 1130 | 1 |
| Farm Bailiff, Overseer..... | 84 | ... | ... | 5 | 60 | 17 | 2 | ... | 3 | 2 | 77 | 2 | ... |
| Farm Servant, Agricultural, Labourer..... | 1788 | ... | 125 | 394 | 935 | 215 | 119 | ... | 1 | ... | 1491 | 247 | 49 |
| " Pastoral, and General | 3352 | ... | 200 | 585 | 1864 | 388 | 309 | 6 | ... | ... | 3115 | 95 | 142 |
| Fruitgrower | 356 | ... | 7 | 40 | 163 | 88 | 58 | ... | 87 | 140 | 56 | 73 | ... |
| Hop, Cotton, Tea, Coffee, Grower, Picker, Labourer..... | 291 | ... | 87 | 27 | 77 | 50 | 50 | ... | 7 | 2 | 280 | 2 | ... |
| Vine Grower, Vigneron | 1 | ... | ... | ... | 1 | ... | ... | ... | ... | ... | 1 | ... | ... |
| Horticulturist, Gardener | 791 | ... | 21 | 67 | 284 | 228 | 187 | 4 | 44 | 183 | 482 | 37 | 45 |
| Others..... | 1 | ... | ... | ... | 1 | ... | ... | ... | 1 | ... | ... | ... | ... |
| Sub-Order 2.—Pastoral Pursuits. | | | | | | | | | | | | | |
| Stock Breeder, Squatter, Grazier | 1169 | ... | 58 | 149 | 533 | 300 | 129 | ... | 377 | 444 | 48 | 300 | ... |
| Station Overseer, Manager..... | 95 | ... | ... | 2 | 64 | 24 | 5 | ... | 7 | 2 | 85 | 1 | ... |

Ages, and whether Employers, Employed, &c., in respect of each Occupation—*continued*.

| Hobart. | | | | | | | | | | | | | | | Launceston. | | | | | | | | | | | | | | | | |
|------------|-------------|--------|-----------------|------|------|------|------|--------------|-------------|-----------|-------------------------|--------------|-------------------|-------------|-------------|-----------------|-------------|-----|------|------|------|--------|--------------|-------------|-----------|-------------------------|--------------|-----------------------|-------------|------------|-------------|
| Dependant. | Not stated. | Total. | Periods of Age. | | | | | | Grade. | | | | | | Total. | Periods of Age. | | | | | | Grade. | | | | | | | | | |
| | | | -5. | -15. | -20. | -45. | -65. | 65 and over. | Not stated. | Employer. | Engaged on own account. | Wage-earner. | Relative assistg. | Unemployed. | | Dependant. | Not stated. | -5. | -15. | -20. | -45. | -65. | 65 and over. | Not stated. | Employer. | Engaged on own account. | Wage-earner. | Relative assist- ing. | Unemployed. | Dependant. | Not stated. |
| | | | | | | | | | | | | | | | | | | | | | | | | | | | | | | | |
| ... | ... | 49 | ... | 1 | 12 | 33 | 3 | ... | ... | 5 | 1 | 43 | ... | ... | ... | 40 | ... | ... | 11 | 24 | 3 | 2 | ... | 4 | ... | 35 | ... | 1 | ... | ... | ... |
| ... | 1 | 109 | ... | 3 | 25 | 63 | 16 | 2 | ... | 11 | 4 | 91 | 2 | ... | 1 | 78 | ... | 4 | 13 | 50 | 9 | 2 | ... | 8 | ... | 62 | ... | 4 | ... | ... | ... |
| ... | ... | 4 | ... | ... | ... | 2 | 1 | 1 | ... | ... | 2 | 2 | ... | ... | ... | 4 | ... | ... | 2 | 2 | ... | ... | 1 | ... | ... | 3 | ... | ... | ... | ... | ... |
| ... | ... | 2 | ... | ... | ... | 1 | ... | 1 | ... | ... | 2 | ... | ... | ... | ... | 2 | ... | ... | ... | 2 | ... | ... | 1 | ... | ... | 1 | ... | ... | ... | ... | ... |
| ... | ... | ... | ... | ... | ... | ... | ... | ... | ... | ... | ... | ... | ... | ... | ... | ... | ... | ... | ... | ... | ... | ... | ... | ... | ... | ... | ... | ... | ... | ... | ... |
| ... | ... | ... | ... | ... | ... | ... | ... | ... | ... | ... | ... | ... | ... | ... | ... | ... | ... | ... | ... | ... | ... | ... | ... | ... | ... | ... | ... | ... | ... | ... | ... |
| ... | ... | 107 | ... | 3 | 37 | 51 | 14 | 2 | ... | 29 | 3 | 71 | 1 | 3 | ... | 44 | ... | 1 | 8 | 14 | 13 | 8 | ... | 18 | 8 | 17 | ... | 1 | ... | ... | ... |
| ... | ... | 90 | ... | ... | 18 | 60 | 11 | 1 | ... | 4 | 3 | 75 | ... | 8 | ... | 30 | ... | 1 | 5 | 18 | 5 | 1 | ... | 4 | 2 | 20 | ... | 4 | ... | ... | ... |
| ... | ... | 50 | ... | 1 | 11 | 29 | 6 | 3 | ... | 1 | 2 | 38 | ... | 9 | ... | 62 | ... | ... | 11 | 44 | 3 | 4 | ... | 2 | 3 | 54 | ... | 3 | ... | ... | ... |
| ... | ... | 342 | ... | 9 | 44 | 205 | 66 | 18 | ... | 11 | 29 | 271 | 3 | 28 | ... | 211 | ... | 8 | 35 | 131 | 39 | 8 | ... | 5 | 13 | 178 | ... | 213 | ... | ... | ... |
| ... | ... | 6 | ... | ... | ... | 5 | 1 | ... | ... | 1 | ... | 4 | ... | 1 | ... | 1 | ... | ... | ... | 1 | ... | ... | ... | ... | ... | 1 | ... | ... | ... | ... | ... |
| ... | ... | 68 | ... | ... | 11 | 53 | 3 | 1 | ... | 12 | 1 | 48 | ... | 7 | ... | 58 | ... | 3 | 10 | 39 | 5 | 1 | ... | 8 | 2 | 39 | ... | 3 | 6 | ... | ... |
| ... | ... | 129 | ... | 4 | 16 | 87 | 18 | 4 | ... | 22 | 16 | 83 | ... | 8 | ... | 117 | ... | 6 | 22 | 74 | 11 | 4 | ... | 6 | 12 | 94 | ... | 1 | 4 | ... | ... |
| ... | ... | 23 | ... | 1 | 4 | 16 | 1 | 1 | ... | 4 | 2 | 16 | ... | 1 | ... | 21 | ... | 1 | 6 | 12 | 1 | 1 | ... | 2 | 1 | 16 | 2 | ... | ... | ... | ... |
| ... | ... | 16 | ... | ... | ... | 10 | 5 | 1 | ... | 16 | ... | ... | ... | ... | ... | 17 | ... | ... | ... | 10 | 7 | ... | 10 | 2 | 5 | ... | ... | ... | ... | ... | ... |
| ... | ... | 3 | ... | ... | ... | ... | 3 | ... | ... | ... | ... | 3 | ... | ... | ... | 3 | ... | ... | ... | 2 | 1 | ... | ... | ... | 3 | ... | ... | ... | ... | ... | ... |
| ... | ... | 25 | ... | ... | ... | 18 | 7 | ... | ... | ... | ... | 24 | ... | 1 | ... | 17 | ... | 1 | ... | 11 | 4 | 1 | ... | ... | 15 | ... | 2 | ... | ... | ... | |
| ... | ... | 53 | ... | ... | 6 | 38 | 8 | 1 | ... | ... | ... | 50 | 1 | 2 | ... | 23 | ... | ... | 1 | 14 | 7 | 1 | ... | ... | 20 | ... | 3 | ... | ... | ... | |
| ... | ... | 1 | ... | ... | ... | 1 | ... | ... | ... | ... | ... | 1 | ... | ... | ... | ... | ... | ... | ... | ... | ... | ... | ... | ... | ... | ... | ... | ... | ... | ... | ... |
| ... | ... | 1 | ... | ... | ... | ... | 1 | ... | ... | 1 | ... | 1 | ... | ... | ... | 1 | ... | ... | ... | 1 | ... | ... | ... | ... | 1 | ... | ... | ... | ... | ... | ... |
| ... | ... | 1 | ... | ... | ... | 1 | ... | ... | ... | 1 | ... | ... | ... | ... | ... | ... | ... | ... | ... | ... | ... | ... | ... | ... | ... | ... | ... | ... | ... | ... | ... |
| ... | ... | 1 | ... | ... | ... | ... | ... | ... | ... | ... | ... | ... | ... | ... | ... | ... | ... | ... | ... | ... | ... | ... | ... | ... | ... | ... | ... | ... | ... | ... | ... |
| ... | ... | 46 | ... | ... | 2 | 23 | 15 | 6 | ... | ... | ... | 46 | ... | ... | ... | 51 | ... | ... | 4 | 31 | 15 | 1 | ... | ... | 50 | ... | ... | 1 | ... | ... | |
| ... | ... | 5 | ... | ... | ... | 4 | 1 | ... | ... | 3 | ... | 2 | ... | ... | ... | 4 | ... | ... | ... | 1 | 3 | ... | ... | 4 | ... | ... | ... | ... | ... | ... | ... |
| ... | ... | 12 | ... | ... | 4 | 5 | 2 | 1 | ... | ... | ... | 12 | ... | ... | ... | ... | ... | ... | ... | ... | ... | ... | ... | ... | ... | ... | ... | ... | ... | ... | ... |
| ... | ... | ... | ... | ... | ... | ... | ... | ... | ... | ... | ... | ... | ... | ... | ... | 2 | ... | ... | ... | 1 | 1 | ... | ... | 1 | ... | ... | ... | ... | ... | ... | ... |
| ... | ... | 58 | ... | 2 | 12 | 40 | 4 | ... | ... | 4 | 1 | 51 | ... | 2 | ... | 54 | ... | ... | 8 | 36 | 10 | ... | ... | 1 | 1 | 46 | ... | 1 | 5 | ... | ... |
| ... | 1 | 100 | ... | 2 | 13 | 70 | 12 | 3 | ... | 5 | 22 | 69 | 1 | 2 | 1 | 130 | ... | 3 | 26 | 76 | 21 | 4 | ... | 8 | 23 | 97 | ... | 2 | ... | ... | ... |
| ... | ... | 283 | ... | 10 | 35 | 163 | 50 | 25 | ... | ... | 1 | 230 | ... | 52 | ... | 126 | ... | 1 | 10 | 73 | 21 | 21 | ... | ... | ... | 116 | ... | 10 | ... | ... | ... |
| ... | ... | 1 | ... | ... | 1 | ... | ... | ... | ... | ... | ... | 1 | ... | ... | ... | 7 | ... | 2 | 2 | 3 | ... | ... | ... | ... | ... | 7 | ... | ... | ... | ... | ... |
| ... | 1 | 38 | ... | ... | 1 | 19 | 16 | 2 | ... | 10 | 12 | 9 | 1 | 5 | ... | 53 | ... | 1 | 3 | 27 | 17 | 5 | ... | 11 | 18 | 15 | 3 | 6 | ... | ... | |
| ... | ... | ... | ... | ... | ... | ... | ... | ... | ... | ... | ... | ... | ... | ... | ... | 2 | ... | ... | ... | 1 | 1 | ... | ... | ... | ... | 2 | ... | ... | ... | ... | ... |
| ... | ... | 17 | ... | ... | 4 | 6 | 4 | 3 | ... | ... | ... | 11 | ... | 6 | ... | 30 | ... | ... | 6 | 13 | 6 | 5 | ... | ... | ... | 20 | ... | 10 | ... | ... | ... |
| ... | ... | 5 | ... | ... | ... | 4 | 1 | ... | ... | 3 | 1 | ... | 1 | ... | ... | 5 | ... | ... | ... | 3 | 2 | ... | ... | 3 | 1 | 1 | ... | ... | ... | ... | ... |
| ... | ... | 1 | ... | ... | 1 | ... | ... | ... | ... | ... | ... | 1 | ... | ... | ... | ... | ... | ... | ... | ... | ... | ... | ... | ... | ... | ... | ... | ... | ... | ... | ... |
| ... | ... | 146 | ... | 3 | 6 | 63 | 41 | 33 | ... | 5 | 26 | 102 | 1 | 12 | ... | 107 | ... | 4 | 6 | 36 | 32 | 29 | ... | 4 | 20 | 64 | ... | 19 | ... | ... | ... |
| ... | ... | ... | ... | ... | ... | ... | ... | ... | ... | ... | ... | ... | ... | ... | ... | ... | ... | ... | ... | ... | ... | ... | ... | ... | ... | ... | ... | ... | ... | ... | ... |
| ... | ... | 29 | ... | ... | 1 | 23 | ... | 5 | ... | 28 | 1 | ... | ... | ... | ... | 10 | ... | ... | ... | 4 | 4 | 2 | ... | 2 | 6 | 2 | ... | ... | ... | ... | ... |
| ... | ... | ... | ... | ... | ... | ... | ... | ... | ... | ... | ... | ... | ... | ... | ... | 1 | ... | ... | ... | 1 | ... | ... | ... | ... | 1 | ... | ... | ... | ... | ... | ... |

TABLE XVII.—Showing in classified arrangement the Number of Males of all

| Classification of Occupations. | The Colony of Tasmania. | | | | | | | | | | | | |
|--|-------------------------|-----------------|--------|------|------|------|--------------|-------------|-----------|-------------------------|--------------|---------------------|-------------|
| | Total. | Periods of Age. | | | | | | | Grade. | | | | |
| | | -5. | -15. | -20. | -45. | -65. | 65 and over. | Not stated. | Employer. | Engaged on own account. | Wage-earner. | Relative assisting. | Unemployed. |
| CLASS V.—continued. | | | | | | | | | | | | | |
| Stock Rider, Drover, Herd Feeder, Shearer, and Pastoral Labourer | 591 | ... | 33 | 88 | 315 | 109 | 46 | ... | 1 | 10 | 534 | 32 | 14 |
| Dairy Farmer | 180 | ... | 6 | 22 | 72 | 53 | 27 | ... | 43 | 76 | 33 | 28 | ... |
| Milkers, and others connected with the Dairy | 1 | ... | ... | 1 | ... | ... | ... | ... | ... | ... | 1 | ... | ... |
| Others..... | 4 | ... | ... | ... | 2 | 2 | ... | ... | 1 | ... | 1 | ... | 2 |
| Sub-Order 3.—Fisheries, the Capture, Preservation, or Destruction of Wild Animals, or the acquisition of Products yielded by Wild Animals. | | | | | | | | | | | | | |
| Fisherman | 123 | ... | 10 | 13 | 59 | 24 | 17 | ... | 12 | 75 | 27 | 6 | 3 |
| Hunter, Trapper, Rabbit Catcher, Fowler, Bee Hunter, Bee Keeper | 309 | ... | 48 | 68 | 152 | 21 | 20 | ... | 4 | 60 | 224 | 15 | 6 |
| Others..... | 54 | ... | 10 | 10 | 30 | 3 | 1 | ... | 6 | 13 | 14 | 21 | ... |
| Sub-Order 4.—Forestry, or the acquisition of Raw Products yielded by Natural Vegetation. | | | | | | | | | | | | | |
| Director, Overseer, Bailiff, and others engaged in Forestry | 1 | ... | ... | ... | ... | 1 | ... | ... | ... | ... | 1 | ... | ... |
| Woodsmen, Axemen, Lumberer, Timber Getter..... | 522 | ... | 21 | 72 | 326 | 69 | 34 | ... | 16 | 109 | 360 | 22 | 15 |
| Bark Stripper, Collector | 20 | ... | ... | 6 | 14 | ... | ... | ... | ... | ... | 18 | 2 | ... |
| Sub-Order 5.—Engaged in the Conservancy of Water in all its forms, and in Water Supply from Natural Sources. | | | | | | | | | | | | | |
| Officer, Clerk, Caretaker, Workman connected with the Conservancy of Water | 46 | ... | 2 | 2 | 37 | 5 | ... | ... | ... | ... | 44 | ... | 2 |
| Sub-Order 6.—Mines, Quarries, or the acquisition of Natural Mineral Products. | | | | | | | | | | | | | |
| Officer of Department of Mines | 8 | ... | ... | ... | 6 | 1 | 1 | ... | ... | ... | 8 | ... | ... |
| Mine Proprietor, Overseer, Clerk, and others engaged in Gold Mining (Lode) | 412 | ... | 6 | 33 | 290 | 74 | 9 | ... | 10 | 11 | 375 | ... | 16 |
| Ditto (Alluvial)..... | 62 | ... | 1 | 3 | 24 | 27 | 7 | ... | 1 | 40 | 18 | ... | 3 |
| Mine Proprietor, Overseer, Clerk, and others engaged in Tin Ore Mining (Lode)..... | 264 | ... | 3 | 21 | 188 | 45 | 7 | ... | 10 | 12 | 221 | 3 | 18 |
| Ditto (Alluvial) | 1109 | ... | 10 | 39 | 739 | 235 | 86 | ... | 15 | 456 | 599 | 1 | 38 |
| Mine Proprietor, Overseer, Clerk, and others engaged in Silver and Silver-Lead Mining | 1371 | ... | 3 | 52 | 657 | 116 | 6 | 537 | 12 | 24 | 1303 | ... | 32 |
| Mine Proprietor, Overseer, Clerk, and others engaged in Coal Mining | 212 | ... | 7 | 34 | 150 | 17 | 4 | ... | 2 | 1 | 203 | ... | 6 |
| Mine Proprietor, Overseer, Clerk, and others engaged in other undefined kinds of Minerals | 222 | ... | 2 | 24 | 150 | 42 | 4 | ... | 6 | 5 | 164 | 2 | 43 |
| Quarry Proprietor, Overseer, Clerk | 3 | ... | ... | ... | 2 | 1 | ... | ... | 1 | ... | 2 | ... | ... |
| Quarryman, Labourer, and others engaged in Quarries | 83 | ... | 1 | 4 | 65 | 9 | 4 | ... | 2 | 4 | 70 | 2 | 5 |
| Others..... | 241 | ... | ... | 4 | 181 | 52 | 4 | ... | 14 | 83 | 122 | 1 | 21 |
| CLASS VI.—INDEFINITE. | | | | | | | | | | | | | |
| ORDER 22.—PERSONS WHOSE OCCUPATIONS ARE UNDEFINED OR UNKNOWN, EMBRACING THOSE WHO DERIVE INCOMES FROM SOURCES WHICH CANNOT BE DIRECTLY RELATED TO ANY OTHER CLASS. | | | | | | | | | | | | | |
| Sub-Order 1.—Persons of Independent Means, having no Specific Occupation or Undefined. | | | | | | | | | | | | | |
| Pensioner | 69 | ... | ... | ... | ... | 30 | 39 | ... | 1 | 42 | 26 | ... | ... |
| Annuitant..... | 129 | ... | ... | 3 | 21 | 39 | 65 | 1 | 1 | 114 | 5 | ... | 4 |
| Independent Means, Lady, Gentleman (so returned) | 51 | ... | ... | 3 | 20 | 12 | 16 | ... | 4 | 47 | ... | ... | ... |
| Sub-Order 2.—Others Undefined, both as regards Means and particular Occupation. | | | | | | | | | | | | | |
| Manager, Assistant, Apprentice, Partner, Proprietor, Employer, Overlooker, Foreman (so returned) | 8 | ... | ... | 1 | 4 | 3 | ... | ... | ... | ... | 7 | ... | 1 |
| Others..... | 310 | ... | 7 | 44 | 154 | 44 | 50 | 11 | 6 | 20 | 142 | 11 | 63 |
| CLASS VII.—DEPENDANTS. | | | | | | | | | | | | | |
| ORDER 23.—PERSONS DEPENDENT UPON NATURAL GUARDIANS. | | | | | | | | | | | | | |
| Sub-Order 2.—Dependent Scholars and Students. | | | | | | | | | | | | | |
| Son, Daughter, Relative supported at Universities, &c..... | 55 | ... | 36 | 19 | ... | ... | ... | ... | ... | ... | ... | ... | ... |
| Son, Daughter, Relative at School..... | 13,195 | 406 | 12,436 | 352 | 1 | ... | ... | ... | ... | ... | ... | ... | ... |
| Child, Relative at Home | 188 | 49 | 137 | 1 | 1 | ... | ... | ... | ... | ... | ... | ... | ... |

Ages, and whether Employers, Employed, &c., in respect of each Occupation—*continued.*

| | | Hobart. | | | | | | | | | | | | Launceston. | | | | | | | | | | | | | | | | |
|------------|-------------|---------|-----------------|------|------|------|------|--------------|-------------|-----------|-------------------------|--------------|-----------------------|-------------|--------|-----------------|-------------|-----|------|------|------|--------|--------------|-------------|-----------|-------------------------|--------------|-----------------------|-------------|------------|
| Dependant. | Not stated. | Total. | Periods of Age. | | | | | | Grade. | | | | | | Total. | Periods of Age. | | | | | | Grade. | | | | | | | | |
| | | | -5. | -15. | -20. | -45. | -65. | 65 and over. | Not stated. | Employer. | Engaged on own account. | Wage-earner. | Relative assist- ing. | Unemployed. | | Dependant. | Not stated. | -5. | -15. | -20. | -45. | -65. | 65 and over. | Not stated. | Employer. | Engaged on own account. | Wage-earner. | Relative assist- ing. | Unemployed. | Dependant. |
| ... | ... | 12 | ... | ... | 4 | 3 | 4 | 1 | ... | 1 | 3 | 5 | 1 | 2 | ... | ... | 5 | ... | ... | ... | 4 | 1 | ... | ... | 1 | 4 | ... | ... | ... | ... |
| ... | ... | 20 | ... | 1 | 1 | 8 | 7 | 3 | ... | 5 | 10 | 4 | 1 | ... | ... | ... | 18 | ... | ... | 1 | 6 | 5 | 6 | ... | 4 | 10 | 3 | 1 | ... | ... |
| ... | ... | 1 | ... | ... | 1 | ... | ... | ... | ... | ... | ... | 1 | ... | ... | ... | ... | ... | ... | ... | ... | ... | ... | ... | ... | ... | ... | ... | ... | ... | ... |
| ... | ... | 1 | ... | ... | ... | 1 | ... | ... | ... | ... | ... | 1 | ... | ... | ... | ... | ... | ... | ... | ... | ... | ... | ... | ... | ... | ... | ... | ... | ... | ... |
| ... | ... | 26 | ... | 2 | 2 | 15 | 4 | 3 | ... | ... | 16 | 10 | ... | ... | ... | ... | 18 | ... | 2 | 5 | 7 | 2 | 2 | ... | 2 | 7 | 8 | 1 | ... | ... |
| ... | ... | ... | ... | ... | ... | ... | ... | ... | ... | ... | ... | ... | ... | ... | ... | ... | ... | ... | ... | ... | ... | ... | ... | ... | ... | ... | ... | ... | ... | ... |
| ... | ... | ... | ... | ... | ... | ... | ... | ... | ... | ... | ... | ... | ... | ... | ... | ... | ... | ... | ... | ... | ... | ... | ... | ... | ... | ... | ... | ... | ... | ... |
| ... | ... | 1 | ... | ... | ... | ... | 1 | ... | ... | ... | ... | 1 | ... | ... | ... | ... | ... | ... | ... | ... | ... | ... | ... | ... | ... | ... | ... | ... | ... | ... |
| ... | ... | 3 | ... | ... | ... | 1 | 1 | 1 | ... | 1 | ... | ... | 2 | ... | ... | ... | 3 | ... | ... | ... | 2 | 1 | ... | ... | ... | 2 | ... | 1 | ... | ... |
| ... | ... | 2 | ... | ... | ... | 2 | ... | ... | ... | ... | ... | 2 | ... | ... | ... | ... | 3 | ... | ... | ... | 3 | ... | ... | ... | ... | 3 | ... | ... | ... | ... |
| ... | ... | ... | ... | ... | ... | ... | ... | ... | ... | ... | ... | ... | ... | ... | ... | ... | 7 | ... | ... | 1 | 5 | 1 | ... | ... | ... | 7 | ... | ... | ... | ... |
| ... | ... | 1 | ... | ... | ... | ... | 1 | ... | ... | ... | ... | 1 | ... | ... | ... | ... | 2 | ... | ... | ... | 2 | ... | ... | ... | ... | 2 | ... | ... | ... | ... |
| ... | ... | 1 | ... | ... | ... | 1 | ... | ... | ... | ... | ... | 1 | ... | ... | ... | ... | 12 | ... | ... | ... | 6 | 6 | ... | 1 | 1 | 4 | ... | 6 | ... | ... |
| ... | ... | ... | ... | ... | ... | ... | ... | ... | ... | ... | ... | ... | ... | ... | ... | ... | ... | ... | ... | ... | ... | ... | ... | ... | ... | ... | ... | ... | ... | ... |
| ... | ... | 3 | ... | ... | ... | 3 | ... | ... | ... | ... | ... | 3 | ... | ... | ... | ... | 15 | ... | ... | 1 | 10 | 3 | 1 | ... | 2 | 8 | ... | 5 | ... | ... |
| ... | ... | ... | ... | ... | ... | ... | ... | ... | ... | ... | ... | ... | ... | ... | ... | ... | 12 | ... | ... | ... | 10 | 2 | ... | ... | ... | 4 | ... | 8 | ... | ... |
| ... | ... | 44 | ... | ... | 2 | 36 | 6 | ... | ... | 1 | 1 | 25 | ... | 17 | ... | ... | 3 | ... | ... | ... | 3 | ... | ... | ... | ... | 3 | ... | ... | ... | ... |
| ... | ... | 2 | ... | ... | ... | 1 | 1 | ... | ... | ... | ... | 2 | ... | ... | ... | ... | 11 | ... | ... | 1 | 8 | 1 | 1 | ... | ... | 9 | ... | 2 | ... | ... |
| ... | 2 | ... | ... | ... | ... | ... | ... | ... | ... | ... | ... | ... | ... | ... | ... | ... | ... | ... | ... | ... | ... | ... | ... | ... | ... | ... | ... | ... | ... | ... |
| ... | ... | 1 | ... | ... | ... | 1 | ... | ... | ... | ... | ... | 1 | ... | ... | ... | ... | 1 | ... | ... | ... | ... | 1 | ... | ... | ... | 1 | ... | ... | ... | ... |
| ... | ... | 29 | ... | ... | 1 | 22 | 5 | 1 | ... | ... | ... | 27 | ... | 2 | ... | ... | 15 | ... | 1 | ... | 13 | 1 | ... | ... | ... | 14 | 1 | ... | ... | ... |
| ... | ... | 18 | ... | ... | ... | 16 | 2 | ... | ... | 3 | 3 | 11 | ... | 1 | ... | ... | 47 | ... | ... | 2 | 35 | 9 | 1 | ... | 2 | 32 | ... | 13 | ... | ... |
| ... | ... | ... | ... | ... | ... | ... | ... | ... | ... | ... | ... | ... | ... | ... | ... | ... | ... | ... | ... | ... | ... | ... | ... | ... | ... | ... | ... | ... | ... | ... |
| ... | ... | 22 | ... | ... | ... | 6 | 16 | ... | ... | ... | ... | 22 | ... | ... | ... | ... | 9 | ... | ... | ... | 3 | 6 | ... | ... | 7 | 2 | ... | ... | ... | ... |
| ... | 5 | 42 | ... | ... | 3 | 5 | 16 | 17 | 1 | ... | 28 | 5 | ... | 4 | ... | 5 | 26 | ... | ... | ... | 3 | 4 | 19 | ... | 1 | 25 | ... | ... | ... | ... |
| ... | ... | 24 | ... | ... | 1 | 14 | 8 | 1 | ... | ... | 24 | ... | ... | ... | ... | ... | 1 | ... | ... | ... | 1 | ... | ... | ... | 1 | ... | ... | ... | ... | ... |
| ... | ... | ... | ... | ... | ... | ... | ... | ... | ... | ... | ... | ... | ... | ... | ... | ... | ... | ... | ... | ... | ... | ... | ... | ... | ... | ... | ... | ... | ... | ... |
| ... | ... | 1 | ... | ... | 1 | ... | ... | ... | ... | ... | ... | 1 | ... | ... | ... | ... | 4 | ... | ... | ... | 1 | 3 | ... | ... | ... | 4 | ... | ... | ... | ... |
| ... | 68 | 30 | ... | ... | 2 | 21 | 5 | 2 | ... | 1 | 3 | 7 | ... | 19 | ... | ... | 36 | ... | 7 | 9 | 6 | 9 | 5 | ... | 2 | 12 | 11 | ... | ... | 11 |
| 55 | ... | 46 | ... | ... | ... | ... | ... | ... | ... | ... | ... | ... | ... | ... | ... | ... | 9 | ... | ... | ... | ... | ... | ... | ... | ... | ... | ... | ... | ... | 9 |
| 13,195 | 2232 | 101 | 2066 | 65 | ... | ... | ... | ... | ... | ... | ... | 2232 | ... | 1655 | 64 | 1535 | 6 | ... | ... | ... | ... | ... | ... | ... | ... | ... | ... | ... | 1655 | ... |
| 188 | 105 | 35 | 69 | 1 | ... | ... | ... | ... | ... | ... | ... | 105 | ... | 83 | 14 | 68 | ... | ... | ... | ... | ... | ... | ... | ... | ... | ... | ... | ... | ... | 83 |

TABLE XVII.—Showing in classified arrangement the Number of Males of all

| Classification of Occupations. | The Colony of Tasmania. | | | | | | | | | | | |
|---|-------------------------|-----------------|------|------|------|------|--------------|-------------|-----------|-------------------------|--------------|-----------------------|
| | Total. | Periods of Age. | | | | | | Grade. | | | | |
| | | -5. | -15. | -20. | -45. | -65. | 65 and over. | Not stated. | Employer. | Engaged on own account. | Wage-earner. | Relative assist- ing. |
| CLASS VII.—continued. | | | | | | | | | | | | |
| Sub-Order 3.— <i>Dependent Relatives not stated to be performing Domestic Duties.</i> | | | | | | | | | | | | |
| Father, Mother (dependent upon Children) | 128 | ... | ... | ... | 2 | 9 | 117 | ... | ... | ... | ... | ... |
| Son, Daughter, Relative | 13,872 | 10,365 | 3283 | 118 | 42 | 11 | 53 | ... | ... | ... | ... | ... |
| Visitor..... | 57 | 8 | 36 | 7 | 2 | 1 | 3 | ... | ... | ... | ... | ... |
| Others | 108 | ... | 26 | 8 | 12 | 10 | 52 | ... | ... | ... | ... | ... |
| ORDER 24.—PERSONS DEPENDENT UPON THE STATE, OR UPON PUBLIC OR PRIVATE SUPPORT. | | | | | | | | | | | | |
| Sub-Order 1.— <i>Supported by Voluntary and State Contributions.</i> | | | | | | | | | | | | |
| Inmate of Hospital..... | 138 | 5 | 21 | 18 | 54 | 22 | 18 | ... | ... | ... | ... | ... |
| Ditto Benevolent Asylum | 534 | ... | ... | 1 | 9 | 55 | 469 | ... | ... | ... | ... | ... |
| Ditto Lunatic Asylum | 186 | ... | 1 | 3 | 79 | 57 | 46 | ... | ... | ... | ... | ... |
| Ditto Orphan Asylum (including those Boarded-out).... | 51 | 6 | 44 | 1 | ... | ... | ... | ... | ... | ... | ... | ... |
| Ditto Industrial School | 40 | ... | 20 | 20 | ... | ... | ... | ... | ... | ... | ... | ... |
| Pauper, Beggar | 20 | ... | ... | ... | ... | ... | 20 | ... | ... | ... | ... | ... |
| Others..... | 8 | ... | ... | ... | ... | ... | 8 | ... | ... | ... | ... | ... |
| Sub-Order 2.— <i>Criminal Class.</i> | | | | | | | | | | | | |
| Inmate of Gaol or Penal Establishment | 146 | 2 | 1 | 7 | 98 | 19 | 19 | ... | ... | ... | ... | ... |
| Ditto Watch-house | 1 | ... | ... | ... | ... | ... | 1 | ... | ... | ... | ... | ... |

Occupations of the People—

TABLE XVIII.—Showing in classified arrangement the Number of Females of all

| Classification of Occupations. | The Colony of Tasmania. | | | | | | | | | | | | |
|--|-------------------------|-----------------|------|------|------|------|--------------|-------------|-----------|-------------------------|--------------|---------------------|-----------|
| | Total. | Periods of Age. | | | | | | | Grade. | | | | |
| | | -5. | -15. | -20. | -45. | -65. | 65 and over. | Not stated. | Employer. | Engaged on own account. | Wage-earner. | Relative assisting. | employed. |
| CLASS I.—PROFESSIONAL. | | | | | | | | | | | | | |
| ORDER 1.—PERSONS ENGAGED IN GOVERNMENT DEFENCE, LAW, AND PROTECTION, NOT OTHERWISE CLASSED. | | | | | | | | | | | | | |
| Sub-Order 4.— <i>Law and Order.</i> | | | | | | | | | | | | | |
| Penal, Petty Officer, Warder | 6 | ... | ... | 2 | 1 | 3 | ... | ... | ... | ... | 6 | ... | ... |
| ORDER 2.—PERSONS MINISTERING TO RELIGION, CHARITY, HEALTH, EDUCATION, ART, AND SCIENCE. | | | | | | | | | | | | | |
| Sub-Order 1.— <i>Religion.</i> | | | | | | | | | | | | | |
| Irregular Clergy | 15 | ... | ... | ... | 15 | ... | ... | ... | ... | ... | 15 | ... | ... |
| Member of Religious Order not classed as ministering to Charity or Education | 12 | ... | ... | ... | 9 | 3 | ... | ... | ... | ... | 12 | ... | ... |
| Sub-Order 2.— <i>Charity, exclusive of Hospitals.</i> | | | | | | | | | | | | | |
| Officer of Charitable or Benevolent Institution | 18 | ... | ... | ... | 8 | 8 | 2 | ... | ... | ... | 18 | ... | ... |
| Subordinate Officer or Servant of Charitable or Benevolent Institution | 2 | ... | ... | ... | 1 | 1 | ... | ... | ... | ... | 2 | ... | ... |
| Sister of Charity | 22 | ... | ... | ... | 14 | 5 | 3 | ... | ... | ... | 22 | ... | ... |
| Sub-Order 3.— <i>Health.</i> | | | | | | | | | | | | | |
| Pharmaceutical Chemist and Assistants | 2 | ... | ... | 2 | ... | ... | ... | ... | ... | ... | 2 | ... | ... |
| Hospital or Asylum Nurse | 53 | ... | ... | 2 | 50 | 1 | ... | ... | ... | ... | 53 | ... | ... |
| Hospital or Asylum Officer or Attendant | 17 | ... | ... | 4 | 11 | 2 | ... | ... | ... | ... | 17 | ... | ... |
| Midwife or Monthly Nurse | 59 | ... | ... | ... | 4 | 42 | 13 | ... | ... | ... | 57 | ... | 2 |
| Sick Nurse | 58 | ... | ... | ... | 19 | 29 | 10 | ... | ... | ... | 51 | ... | 7 |
| Sub-Order 4.— <i>Literature.</i> | | | | | | | | | | | | | |
| Others | 3 | ... | ... | ... | 3 | ... | ... | ... | ... | 1 | 2 | ... | ... |
| Sub-Order 7.— <i>Education.</i> | | | | | | | | | | | | | |
| Schoolmaster, Mistress, Teacher, &c., State School | 199 | ... | 6 | 7 | 165 | 21 | ... | ... | ... | ... | 196 | 1 | 2 |
| " " " " Denominational Sch. | 11 | ... | ... | 1 | 9 | 1 | ... | ... | ... | ... | 11 | ... | ... |
| " " " " Private School | 83 | ... | ... | 12 | 58 | 12 | 1 | ... | 1 | 51 | 21 | 9 | 1 |
| " " " " School not stated | 267 | ... | ... | 43 | 180 | 38 | 6 | ... | 6 | 54 | 190 | 8 | 9 |
| Tutor, Governess | 185 | ... | ... | 23 | 152 | 8 | 2 | ... | ... | ... | 170 | 3 | 12 |
| Teacher of Languages or other accomplishment, not Art or Music | 10 | ... | ... | ... | 8 | 1 | 1 | ... | 2 | 4 | 4 | ... | ... |
| Sub-Order 8.— <i>Fine Arts.</i> | | | | | | | | | | | | | |
| Artist, Painter, Art Student | 20 | ... | ... | 1 | 15 | 4 | ... | ... | 1 | 12 | 5 | ... | 2 |
| Photographer and Assistants | 10 | ... | ... | 4 | 5 | 1 | ... | ... | ... | ... | 7 | 3 | ... |
| Sub-Order 9.— <i>Music.</i> | | | | | | | | | | | | | |
| Musician, Vocalist | 5 | ... | ... | 3 | 1 | 1 | ... | ... | ... | ... | 5 | ... | ... |
| Music Teacher | 110 | ... | ... | 12 | 86 | 10 | 2 | ... | 1 | 49 | 58 | ... | 2 |
| Sub-Order 10.— <i>Amusements.</i> | | | | | | | | | | | | | |
| Actor, Actress | 33 | ... | 1 | 8 | 24 | ... | ... | ... | 2 | 2 | 28 | ... | 1 |
| Theatre Proprietor, Lessee, Manager, Doorkeeper, Attendant | 2 | ... | ... | 1 | 1 | ... | ... | ... | ... | ... | 2 | ... | ... |
| Others | 1 | ... | ... | ... | 1 | ... | ... | ... | ... | ... | 1 | ... | ... |
| CLASS II.—DOMESTIC. | | | | | | | | | | | | | |
| ORDER 3.—PERSONS ENGAGED IN THE SUPPLY OF BOARD AND LODGING, AND IN RENDERING PERSONAL SERVICE FOR WHICH REMUNERATION IS USUALLY PAID. | | | | | | | | | | | | | |
| Sub-Order 1.— <i>Board and Lodging.</i> | | | | | | | | | | | | | |
| Hotelkeeper, Innkeeper, &c. | 222 | ... | 7 | 26 | 131 | 49 | 9 | ... | 21 | 30 | 6 | 165 | ... |
| Coffee-house, Restaurant, Eating-house Keeper | 9 | ... | ... | 2 | 5 | 2 | ... | ... | 3 | 1 | ... | 5 | ... |
| Board and Lodging-house Keeper | 246 | ... | 4 | 7 | 112 | 97 | 26 | ... | 26 | 160 | 4 | 56 | ... |
| Sub-Order 2.— <i>Attendance.</i> | | | | | | | | | | | | | |
| Housekeeper | 246 | ... | ... | 12 | 148 | 70 | 16 | ... | ... | ... | 236 | 6 | 4 |
| Lady Helps | 44 | ... | ... | 8 | 34 | 2 | ... | ... | ... | ... | 42 | ... | 2 |
| Cook | 275 | ... | 2 | 76 | 165 | 30 | 2 | ... | ... | ... | 271 | 1 | 3 |

Specific Occupations.

Ages, and whether Employers, Employed, &c., in respect of each Occupation.

| | | Hobart. | | | | | | | | | | | Launceston. | | | | | | | | | | | | | | | |
|------------|-------------|---------|-----------------|------|------|------|------|--------------|-------------|---|--|------------|-------------|-----|--------|-----------------|------|------|------|--------------|-------------|---|--|-------------|------------|-------------|-----|-----|
| Dependant. | Not stated. | Total. | Periods of Age. | | | | | | | Grade. | | | | | Total. | Periods of Age. | | | | | | | Grade. | | | | | |
| | | | -5. | -15. | -20. | -45. | -65. | 65 and over. | Not stated. | Employer. Engaged on own account. | Wage-earner. Relative assig. Unemployed. | Dependant. | Not stated. | -5. | | -15. | -20. | -45. | -65. | 65 and over. | Not stated. | Employer. Engaged on own account. | Wage-earner. Relative assist- ing. | Unemployed. | Dependant. | Not stated. | | |
| | | | | | | | | | | | | | | | | | | | | | | | | | | | | |
| ... | ... | 2 | ... | ... | ... | ... | 2 | ... | ... | ... | 2 | ... | ... | ... | 1 | ... | ... | ... | ... | 1 | ... | ... | ... | 1 | ... | ... | ... | ... |
| ... | ... | ... | ... | ... | ... | ... | ... | ... | ... | ... | ... | ... | ... | ... | 12 | ... | ... | ... | 9 | 3 | ... | ... | ... | 12 | ... | ... | ... | ... |
| ... | ... | 9 | ... | ... | ... | 3 | 4 | 2 | ... | ... | 9 | ... | ... | ... | 4 | ... | ... | ... | 4 | ... | ... | ... | 4 | ... | ... | ... | ... | ... |
| ... | ... | 2 | ... | ... | ... | 1 | 1 | ... | ... | ... | 2 | ... | ... | ... | ... | ... | ... | ... | ... | ... | ... | ... | ... | ... | ... | ... | ... | ... |
| ... | ... | 22 | ... | ... | ... | 14 | 5 | 3 | ... | ... | 22 | ... | ... | ... | ... | ... | ... | ... | ... | ... | ... | ... | ... | ... | ... | ... | ... | ... |
| ... | ... | ... | ... | ... | ... | ... | ... | ... | ... | ... | ... | ... | ... | ... | 2 | ... | ... | 2 | ... | ... | ... | ... | 2 | ... | ... | ... | ... | ... |
| ... | ... | 21 | ... | ... | ... | 21 | ... | ... | ... | ... | 21 | ... | ... | ... | 5 | ... | ... | 1 | 3 | 1 | ... | ... | ... | 5 | ... | ... | ... | ... |
| ... | ... | 6 | ... | ... | 1 | 5 | ... | ... | ... | ... | 6 | ... | ... | ... | 5 | ... | ... | 3 | 2 | ... | ... | ... | 5 | ... | ... | ... | ... | ... |
| ... | ... | 23 | ... | ... | ... | 1 | 17 | 5 | ... | ... | 23 | ... | ... | ... | 7 | ... | ... | ... | ... | 7 | ... | ... | 6 | ... | 1 | ... | ... | ... |
| ... | ... | 44 | ... | ... | ... | 15 | 22 | 7 | ... | ... | 37 | 7 | ... | ... | 2 | ... | ... | ... | 1 | 1 | ... | ... | ... | 2 | ... | ... | ... | ... |
| ... | ... | 1 | ... | ... | ... | 1 | ... | ... | ... | ... | 1 | ... | ... | ... | ... | ... | ... | ... | ... | ... | ... | ... | ... | ... | ... | ... | ... | ... |
| ... | ... | 4 | ... | ... | 4 | ... | ... | ... | ... | ... | 4 | ... | ... | ... | 3 | ... | ... | 3 | ... | ... | ... | ... | 3 | ... | ... | ... | ... | ... |
| ... | ... | ... | ... | ... | ... | ... | ... | ... | ... | ... | ... | ... | ... | ... | ... | ... | ... | ... | ... | ... | ... | ... | ... | ... | ... | ... | ... | ... |
| ... | ... | 101 | ... | ... | 11 | 68 | 20 | 2 | ... | 3 | 31 | 62 | 5 | ... | 69 | ... | ... | 10 | 48 | 8 | 3 | 3 | 23 | 41 | 2 | ... | ... | ... |
| ... | ... | 19 | ... | ... | 1 | 17 | 1 | ... | ... | ... | 16 | 3 | ... | ... | 23 | ... | ... | 4 | 18 | 1 | ... | ... | ... | 19 | ... | 4 | ... | ... |
| ... | ... | 4 | ... | ... | ... | 4 | ... | ... | ... | 2 | 2 | ... | ... | ... | 3 | ... | ... | ... | 3 | ... | ... | 1 | 1 | 1 | ... | ... | ... | ... |
| ... | ... | 6 | ... | ... | ... | 5 | 1 | ... | ... | 4 | 2 | ... | ... | ... | 3 | ... | ... | ... | 2 | 1 | ... | ... | 2 | 1 | ... | ... | ... | ... |
| ... | ... | 5 | ... | ... | 2 | 2 | 1 | ... | ... | ... | 3 | 2 | ... | ... | 4 | ... | ... | 2 | 2 | ... | ... | ... | ... | 3 | 1 | ... | ... | ... |
| ... | ... | ... | ... | ... | ... | ... | ... | ... | ... | ... | ... | ... | ... | ... | 2 | ... | ... | 1 | 1 | ... | ... | ... | ... | 2 | ... | ... | ... | ... |
| ... | ... | 31 | ... | ... | 4 | 22 | 4 | 1 | ... | 12 | 19 | ... | ... | ... | 31 | ... | ... | 2 | 26 | 3 | ... | ... | 1 | 18 | 12 | ... | ... | ... |
| ... | ... | 25 | ... | ... | 7 | 18 | ... | ... | ... | 1 | 24 | ... | ... | ... | 7 | ... | 1 | 1 | 5 | ... | ... | ... | 1 | 2 | 3 | ... | 1 | ... |
| ... | ... | 1 | ... | ... | ... | 1 | ... | ... | ... | ... | 1 | ... | ... | ... | ... | ... | ... | ... | ... | ... | ... | ... | ... | ... | ... | ... | ... | ... |
| ... | ... | ... | ... | ... | ... | ... | ... | ... | ... | ... | ... | ... | ... | ... | ... | ... | ... | ... | ... | ... | ... | ... | ... | ... | ... | ... | ... | ... |
| ... | ... | 38 | ... | 1 | ... | 21 | 14 | 2 | ... | 7 | 8 | ... | 23 | ... | 40 | ... | ... | 4 | 24 | 9 | 3 | 3 | 9 | 3 | 25 | ... | ... | ... |
| ... | ... | ... | ... | ... | ... | ... | ... | ... | ... | ... | ... | ... | ... | ... | ... | ... | ... | ... | ... | ... | ... | ... | ... | ... | ... | ... | ... | ... |
| ... | ... | 104 | ... | ... | ... | 43 | 49 | 12 | ... | 15 | 75 | 2 | 12 | ... | 85 | ... | ... | 2 | 3 | 47 | 24 | 9 | 6 | 54 | ... | 25 | ... | ... |
| ... | ... | 71 | ... | ... | 3 | 39 | 23 | 6 | ... | ... | 65 | 4 | 2 | ... | 40 | ... | ... | 4 | 22 | 11 | 3 | ... | ... | 36 | 2 | 2 | ... | ... |
| ... | ... | 9 | ... | ... | 2 | 6 | 1 | ... | ... | ... | 8 | 1 | ... | ... | 6 | ... | ... | 2 | 4 | ... | ... | ... | ... | 6 | ... | ... | ... | ... |
| ... | ... | 55 | ... | ... | 7 | 39 | 8 | 1 | ... | ... | 55 | ... | ... | ... | 57 | ... | 1 | 14 | 39 | 3 | ... | ... | ... | 55 | ... | 2 | ... | ... |

TABLE XVIII.—Showing in classified arrangement the Number of Females of all

| Classification of Occupations. | The Colony of Tasmania. | | | | | | | | | | | | |
|---|-------------------------|-----------------|------|------|------|------|--------------|-------------|-----------|-------------------------|--------------|----------------------|-------------|
| | Total. | Periods of Age. | | | | | | | Grade. | | | | |
| | | -5. | -15. | -20. | -45. | -65. | 65 and over. | Not stated. | Employer. | Engaged on own account. | Wage-earner. | Relative assist-ing. | Unemployed. |
| CLASS II.—continued. | | | | | | | | | | | | | |
| Housemaid, General Servant | 3830 | ... | 370 | 1413 | 1851 | 147 | 49 | ... | ... | ... | 3722 | ... | 108 |
| Domestic Nurse | 402 | ... | 87 | 73 | 96 | 114 | 32 | ... | ... | ... | 390 | ... | 12 |
| Office-keeper, Attendant, Waitresses | 7 | ... | ... | ... | 2 | 5 | ... | ... | ... | ... | 7 | ... | ... |
| Charwoman, Cleaner | 102 | ... | ... | ... | 55 | 39 | 8 | ... | ... | 7 | 90 | ... | 5 |
| Hairdresser, Barber | 2 | ... | ... | ... | 1 | 1 | ... | ... | ... | 2 | ... | ... | ... |
| Mangler, Laundry-keeper, Laundryman, Washerwoman... | 341 | ... | 7 | 20 | 154 | 124 | 36 | ... | ... | 105 | 210 | 21 | 5 |
| Others..... | 25 | ... | ... | 2 | 15 | 3 | 5 | ... | ... | ... | 25 | ... | ... |
| CLASS III.—COMMERCIAL. | | | | | | | | | | | | | |
| SUB-CLASS A.—PROPERTY AND FINANCE. | | | | | | | | | | | | | |
| ORDER 4.—PERSONS WHO PERFORM OFFICES IN CONNECTION WITH THE EXCHANGE, VALUATION, INSURANCE, LEASE, LOAN, OR CUSTODY OF MONEY, HOUSES, LAND, OR PROPERTY RIGHTS. | | | | | | | | | | | | | |
| Sub-Order 1.— <i>Banking and Finance.</i> | | | | | | | | | | | | | |
| Money-broker, Financier, Capitalist..... | 203 | ... | ... | ... | 64 | 74 | 65 | ... | ... | 203 | ... | ... | ... |
| Pawnbroker | 3 | ... | ... | ... | 1 | 2 | ... | ... | 1 | 2 | ... | ... | ... |
| Sub-Order 2.— <i>Insurance and Valuation.</i> | | | | | | | | | | | | | |
| Auctioneer, Appraiser, Valuator..... | 1 | ... | ... | ... | 1 | ... | ... | ... | ... | ... | ... | 1 | ... |
| Sub-Order 3.— <i>Land and Household Property.</i> | | | | | | | | | | | | | |
| Land Proprietor, Speculator | 73 | ... | 1 | 11 | 24 | 31 | 6 | ... | 29 | 44 | ... | ... | ... |
| House Proprietor | 235 | ... | ... | 1 | 37 | 122 | 75 | ... | 3 | 232 | ... | ... | ... |
| SUB-CLASS B.—TRADE. | | | | | | | | | | | | | |
| ORDER 5.—PERSONS DEALING IN ART AND MECHANIC PRODUCTIONS IN WHICH MATTERS OF VARIOUS KINDS ARE EMPLOYED IN COMBINATION. | | | | | | | | | | | | | |
| Sub-Order 1.— <i>Books, Publications, and Advertising.</i> | | | | | | | | | | | | | |
| Bookseller, Book Canvasser | 10 | ... | ... | 1 | 8 | 1 | ... | ... | ... | 4 | 4 | 2 | ... |
| Booklender, Librarian | 1 | ... | ... | ... | ... | 1 | ... | ... | ... | ... | 1 | ... | ... |
| News Agent, Newspaper Seller | 1 | ... | ... | ... | 1 | ... | ... | ... | ... | ... | 1 | ... | ... |
| Sub-Order 4.— <i>Ornaments, Minor Art Products, and Small Wares.</i> | | | | | | | | | | | | | |
| Fancy Goods Dealer | 15 | ... | ... | 3 | 9 | 3 | ... | ... | ... | 2 | 8 | 5 | ... |
| Toys and Minor Art Products Dealer | 1 | ... | ... | ... | 1 | ... | ... | ... | ... | ... | 1 | ... | ... |
| Sub-Order 13.— <i>Ships, Boats, and Marine Stores.</i> | | | | | | | | | | | | | |
| Other Marine Stores Dealer, Ship Chandler | 1 | ... | ... | ... | 1 | ... | ... | ... | 1 | ... | ... | ... | ... |
| Sub-Order 15.— <i>Furniture.</i> | | | | | | | | | | | | | |
| Furniture Dealer, Hirer | 6 | ... | ... | ... | 2 | 2 | 2 | ... | 3 | 1 | ... | 2 | ... |
| Sub-Order 17.— <i>Paper, Papermakers' Materials.</i> | | | | | | | | | | | | | |
| Rag, Waste Paper Dealer | 1 | ... | ... | ... | 1 | ... | ... | ... | ... | ... | 1 | ... | ... |
| ORDER 6.—PERSONS ENGAGED IN THE SALE, HIRE, OR EXCHANGE OF TEXTILE FABRICS AND DRESS, AND OF FIBROUS MATERIALS. | | | | | | | | | | | | | |
| Sub-Order 1.— <i>Textile Fabrics.</i> | | | | | | | | | | | | | |
| Draper, Linen, Woollen Draper, &c..... | 108 | ... | 2 | 24 | 48 | 30 | 4 | ... | 4 | 11 | 79 | 14 | ... |
| Sub-Order 2.— <i>Dress.</i> | | | | | | | | | | | | | |
| Shoe, Boot Dealer | 10 | ... | 1 | 1 | 6 | 1 | 1 | ... | ... | 1 | 8 | 1 | ... |
| Second-hand Clothes Dealer | 2 | ... | ... | ... | ... | 1 | 1 | ... | ... | 2 | ... | ... | ... |
| ORDER 7.—PERSONS ENGAGED IN DEALING IN FOOD, DRINKS, NARCOTICS, AND STIMULANTS. | | | | | | | | | | | | | |
| Sub-Order 1.— <i>Animal Food.</i> | | | | | | | | | | | | | |
| Milkseller | 6 | ... | 1 | 2 | 3 | ... | ... | ... | ... | 3 | 1 | 2 | ... |
| Butcher, Meatsalesman | 29 | ... | ... | 4 | 19 | 5 | 1 | ... | 6 | 1 | 8 | 14 | ... |
| Provision Dealer | 1 | ... | ... | 1 | ... | ... | ... | ... | ... | ... | ... | 1 | ... |
| Poulterer, Game Dealer | 1 | ... | ... | ... | ... | ... | 1 | ... | ... | 1 | ... | ... | ... |
| Fishmonger, Fish-hawker, Oyster, Shell-fish Dealer..... | 8 | ... | ... | 1 | 2 | 3 | 2 | ... | 1 | 3 | ... | 4 | ... |

Ages, and whether Employers, Employed, &c., in respect of each Occupation—*continued.*

| Hobart. | | | | | | | | | | | | | | | Launceston. | | | | | | | | | | | | | | | | |
|------------|-------------|--------|-----------------|------|------|------|------|--------------|-------------|-----------|-------------------------|--------------|-------------------|-------------|-------------|-------------|--------|-----------------|------|------|------|------|--------------|-------------|-----------|-------------------------|--------------|-----------------------|-------------|------------|-------------|
| Dependant. | Not stated. | Total. | Periods of Age. | | | | | | | Grade. | | | | | | | Total. | Periods of Age. | | | | | | | Grade. | | | | | | |
| | | | -5. | -15. | -20. | -45. | -65. | 65 and over. | Not stated. | Employer. | Engaged on own account. | Wage-earner. | Relative assistg. | Unemployed. | Dependant. | Not stated. | | -5. | -15. | -20. | -45. | -65. | 65 and over. | Not stated. | Employer. | Engaged on own account. | Wage-earner. | Relative assist- ing. | Unemployed. | Dependant. | Not stated. |
| | | | | | | | | | | | | | | | | | | | | | | | | | | | | | | | |
| ... | ... | 956 | ... | 74 | 311 | 529 | 39 | 12 | ... | ... | 950 | ... | 15 | ... | ... | 718 | ... | 40 | 244 | 403 | 26 | 5 | ... | ... | ... | 694 | ... | 24 | ... | ... | |
| ... | ... | 43 | ... | 20 | 14 | 7 | 2 | ... | ... | ... | 43 | ... | ... | ... | ... | 108 | ... | 18 | 16 | 40 | 30 | 4 | ... | ... | ... | 105 | ... | 3 | ... | ... | |
| ... | ... | 3 | ... | ... | ... | 1 | 2 | ... | ... | ... | 3 | ... | ... | ... | ... | 4 | ... | ... | ... | 1 | 3 | ... | ... | ... | ... | 4 | ... | ... | ... | ... | |
| ... | ... | 57 | ... | ... | ... | 28 | 25 | 4 | ... | ... | 46 | ... | 5 | ... | ... | 17 | ... | ... | ... | 11 | 4 | 2 | ... | ... | ... | 1 | 16 | ... | ... | ... | |
| ... | ... | ... | ... | ... | ... | ... | ... | ... | ... | ... | ... | ... | ... | ... | ... | 1 | ... | ... | ... | ... | 1 | ... | ... | ... | 1 | ... | ... | ... | ... | ... | |
| ... | ... | 125 | ... | 3 | 5 | 56 | 44 | 17 | ... | ... | 49 | 68 | 7 | 1 | ... | 52 | ... | 1 | 6 | 24 | 16 | 5 | ... | ... | 12 | 36 | 3 | 1 | ... | ... | |
| ... | ... | 15 | ... | ... | ... | 7 | 3 | 5 | ... | ... | ... | 15 | ... | ... | ... | 4 | ... | ... | 1 | 3 | ... | ... | ... | ... | ... | 4 | ... | ... | ... | ... | |
| ... | ... | ... | ... | ... | ... | ... | ... | ... | ... | ... | ... | ... | ... | ... | ... | ... | ... | ... | ... | ... | ... | ... | ... | ... | ... | ... | ... | ... | ... | ... | ... |
| ... | ... | 76 | ... | ... | ... | 23 | 30 | 23 | ... | ... | 76 | ... | ... | ... | ... | 46 | ... | ... | ... | 12 | 15 | 19 | ... | ... | ... | 46 | ... | ... | ... | ... | ... |
| ... | ... | 1 | ... | ... | ... | ... | 1 | ... | ... | 1 | ... | ... | ... | ... | ... | 2 | ... | ... | ... | 1 | 1 | ... | ... | ... | 2 | ... | ... | ... | ... | ... | |
| ... | ... | 1 | ... | ... | ... | 1 | ... | ... | ... | ... | ... | ... | 1 | ... | ... | ... | ... | ... | ... | ... | ... | ... | ... | ... | ... | ... | ... | ... | ... | ... | ... |
| ... | ... | 12 | ... | ... | ... | 1 | 6 | 5 | ... | 4 | 8 | ... | ... | ... | ... | 8 | ... | ... | ... | 1 | 6 | 1 | ... | ... | ... | 8 | ... | ... | ... | ... | ... |
| ... | ... | 78 | ... | ... | ... | 18 | 32 | 28 | ... | 3 | 75 | ... | ... | ... | ... | 49 | ... | ... | ... | 2 | 28 | 19 | ... | ... | ... | 49 | ... | ... | ... | ... | ... |
| ... | ... | ... | ... | ... | ... | ... | ... | ... | ... | ... | ... | ... | ... | ... | ... | ... | ... | ... | ... | ... | ... | ... | ... | ... | ... | ... | ... | ... | ... | ... | ... |
| ... | ... | 7 | ... | ... | 1 | 6 | ... | ... | ... | ... | 2 | 3 | 2 | ... | ... | 3 | ... | ... | ... | 2 | 1 | ... | ... | ... | ... | 2 | 1 | ... | ... | ... | ... |
| ... | ... | ... | ... | ... | ... | ... | ... | ... | ... | ... | ... | ... | ... | ... | ... | ... | ... | ... | ... | ... | ... | ... | ... | ... | ... | ... | ... | ... | ... | ... | ... |
| ... | ... | 7 | ... | ... | 1 | 4 | 2 | ... | ... | ... | 2 | 1 | 4 | ... | ... | 6 | ... | ... | 2 | 3 | 1 | ... | ... | ... | ... | 5 | 1 | ... | ... | ... | ... |
| ... | ... | ... | ... | ... | ... | ... | ... | ... | ... | ... | ... | ... | ... | ... | ... | ... | ... | ... | ... | ... | ... | ... | ... | ... | ... | ... | ... | ... | ... | ... | ... |
| ... | ... | ... | ... | ... | ... | ... | ... | ... | ... | ... | ... | ... | ... | ... | ... | 1 | ... | ... | ... | 1 | ... | ... | ... | 1 | ... | ... | ... | ... | ... | ... | ... |
| ... | ... | 4 | ... | ... | ... | 2 | 2 | ... | ... | 2 | ... | ... | 2 | ... | ... | 2 | ... | ... | ... | ... | ... | 2 | 1 | 1 | ... | ... | ... | ... | ... | ... | ... |
| ... | ... | ... | ... | ... | ... | ... | ... | ... | ... | ... | ... | ... | ... | ... | ... | 1 | ... | ... | ... | 1 | ... | ... | ... | ... | ... | 1 | ... | ... | ... | ... | ... |
| ... | ... | 40 | ... | ... | 1 | 10 | 25 | 4 | ... | 1 | 4 | 32 | 3 | ... | ... | 46 | ... | ... | 20 | 22 | 4 | ... | ... | 3 | 3 | 36 | 4 | ... | ... | ... | ... |
| ... | ... | 7 | ... | 1 | 1 | 4 | 1 | ... | ... | ... | ... | 6 | 1 | ... | ... | ... | ... | ... | ... | ... | ... | ... | ... | ... | ... | ... | ... | ... | ... | ... | ... |
| ... | ... | 1 | ... | ... | ... | ... | ... | ... | ... | ... | ... | ... | ... | ... | ... | 1 | ... | ... | ... | ... | ... | ... | ... | ... | ... | ... | ... | ... | ... | ... | ... |
| ... | ... | 11 | ... | ... | 1 | 7 | 2 | 1 | ... | 3 | 1 | 7 | ... | ... | ... | 5 | ... | ... | 1 | 3 | 1 | ... | ... | 1 | ... | ... | 4 | ... | ... | ... | ... |
| ... | ... | ... | ... | ... | ... | ... | ... | ... | ... | ... | ... | ... | ... | ... | ... | 1 | ... | ... | 1 | ... | ... | ... | ... | ... | ... | ... | 1 | ... | ... | ... | ... |
| ... | ... | 7 | ... | ... | 1 | 1 | 3 | 2 | ... | 1 | 2 | ... | 4 | ... | ... | 1 | ... | ... | ... | 1 | ... | ... | ... | ... | 1 | ... | ... | ... | ... | ... | ... |

TABLE XVIII.—Showing in classified arrangement the Number of Females of all

| Classification of Occupations. | The Colony of Tasmania. | | | | | | | | | | | | |
|--|-------------------------|-----------------|------|------|------|------|--------------|-------------|-----------|-------------------------|--------------|---------------------|-------------|
| | Total. | Periods of Age. | | | | | | | Grade. | | | | |
| | | -5. | -15. | -20. | -45. | -65. | 65 and over. | Not stated. | Employer. | Engaged on own account. | Wage-earner. | Relative assisting. | Unemployed. |
| CLASS III.—continued. | | | | | | | | | | | | | |
| Sub-Order 2.— <i>Vegetable Food.</i> | | | | | | | | | | | | | |
| Confectionery, Pastry Dealer | 5 | ... | ... | 1 | 4 | ... | ... | ... | 1 | 1 | 2 | 1 | ... |
| Green Grocer, Potato Dealer, Fruiterer | 32 | ... | ... | 3 | 15 | 9 | 5 | ... | ... | 20 | 2 | 9 | 1 |
| Sub-Order 3.— <i>Drinks, Narcotics, and Stimulants.</i> | | | | | | | | | | | | | |
| Wine, Spirits, Ale Merchant, Salesman, Australian Wine Seller | 39 | ... | 1 | 7 | 30 | 1 | ... | ... | ... | ... | 36 | 3 | ... |
| Grocer, Tea Dealer | 65 | ... | 2 | 12 | 27 | 21 | 3 | ... | 1 | 31 | 10 | 23 | ... |
| ORDER 9.—PERSONS ENGAGED IN DEALING IN MINERALS MAINLY USED FOR FUEL AND LIGHT. | | | | | | | | | | | | | |
| Sub-Order 1.— <i>Coal and other Substances mainly used for Fuel and Light.</i> | | | | | | | | | | | | | |
| Firewood Dealer | 1 | ... | ... | ... | ... | 1 | ... | ... | 1 | ... | ... | ... | ... |
| ORDER 10.—PERSONS ENGAGED IN DEALING IN MINERALS OTHER THAN FOR FUEL. | | | | | | | | | | | | | |
| Sub-Order 1.— <i>Stone, Clay, Earthenware, Glass, and Minerals not otherwise classed.</i> | | | | | | | | | | | | | |
| Glass, Glassware Dealer | 1 | ... | ... | ... | 1 | ... | ... | ... | 1 | ... | ... | ... | ... |
| Chinaware, Crockeryware Dealer | 8 | ... | 1 | 1 | 4 | 2 | ... | ... | ... | ... | 4 | 4 | ... |
| Sub-Order 3.— <i>Metals, other than Gold and Silver.</i> | | | | | | | | | | | | | |
| Ironmonger, Hardware Dealer | 4 | ... | ... | 1 | 2 | 1 | ... | ... | 1 | ... | 3 | ... | ... |
| ORDER 11.—PERSONS ENGAGED AS GENERAL DEALERS, SPECULATORS ON CHANCE EVENTS, OR IN UNDEFINED MERCANTILE PURSUITS. | | | | | | | | | | | | | |
| Sub-Order 1.— <i>General Dealers (undefined).</i> | | | | | | | | | | | | | |
| Shopkeeper, Storekeeper | 219 | ... | 8 | 39 | 113 | 42 | 17 | ... | 10 | 71 | 59 | 79 | ... |
| General Dealer | 15 | ... | 2 | ... | 3 | 4 | 6 | ... | ... | 11 | ... | 4 | ... |
| Hawker, Pedlar | 11 | ... | ... | ... | 3 | 6 | 2 | ... | ... | 9 | 1 | 1 | ... |
| Sub-Order 3.— <i>Other Mercantile Persons undefined.</i> | | | | | | | | | | | | | |
| Clerk, Cashier, Accountant, Commercial, or other undefined | 5 | ... | ... | 2 | 3 | ... | ... | ... | ... | ... | 5 | ... | ... |
| Commercial Traveller, Salesman, Saleswoman | 18 | ... | ... | 3 | 15 | ... | ... | ... | ... | ... | 16 | ... | 2 |
| Others | 2 | ... | ... | ... | ... | 2 | ... | ... | ... | 1 | 1 | ... | ... |
| SUB-CLASS D.—TRANSPORT AND COMMUNICATION. | | | | | | | | | | | | | |
| ORDER 13.—PERSONS ENGAGED IN THE TRANSPORT OF PASSENGERS, GOODS, OR COMMUNICATIONS. | | | | | | | | | | | | | |
| Sub-Order 1.— <i>On Railways (not Railway Construction) or Steam Tramways.</i> | | | | | | | | | | | | | |
| Railway or Tramway Guard, Porter, Pointsman, Signalman, Shunter | 1 | ... | ... | ... | 1 | ... | ... | ... | ... | ... | 1 | ... | ... |
| Others | 21 | ... | ... | ... | 18 | 3 | ... | ... | ... | ... | 21 | ... | ... |
| Sub-Order 2.— <i>On Roads.</i> | | | | | | | | | | | | | |
| Coach, Omnibus, Cab Proprietor, Agent | 2 | ... | ... | ... | 1 | 1 | ... | ... | 1 | ... | ... | 1 | ... |
| Livery Stable Keeper, Horse Letter | 2 | ... | ... | ... | 2 | ... | ... | ... | 1 | ... | ... | 1 | ... |
| Sub-Order 3.— <i>On Seas, Rivers, and Canals.</i> | | | | | | | | | | | | | |
| Ship Servant, Steward, Stewardess | 11 | ... | ... | ... | 11 | ... | ... | ... | ... | ... | 11 | ... | ... |
| Sub-Order 4.— <i>On Postal Service.</i> | | | | | | | | | | | | | |
| Postal Officer, Postmaster, Postmistress, Clerk, Sorter | 111 | ... | ... | 14 | 75 | 19 | 3 | ... | ... | ... | 104 | 5 | 2 |
| Mail Contractor | 2 | ... | ... | ... | 2 | ... | ... | ... | 2 | ... | ... | ... | ... |
| Sub-Order 5.— <i>On Telegraph and Telephone Service.</i> | | | | | | | | | | | | | |
| Telegraph Officer, Station Master, Station Mistress, Operator, Clerk | 52 | ... | 1 | 12 | 35 | 4 | ... | ... | ... | ... | 47 | 4 | 1 |
| Telephone Officer | 7 | ... | ... | ... | 2 | 4 | 1 | ... | ... | ... | 7 | ... | ... |
| Sub-Order 6.— <i>Delivery of Documents, Parcels, and Messages.</i> | | | | | | | | | | | | | |
| Messenger and Porter | 1 | ... | ... | ... | ... | 1 | ... | ... | ... | ... | 1 | ... | ... |

OCCUPATIONS.

253

Ages, and whether Employers, Employed, &c., in respect of each Occupation—*continued.*

[illegible]

TABLE XVIII.—Showing in classified arrangement the Number of Females of all

| Classification of Occupations. | The Colony of Tasmania. | | | | | | | | | | | |
|--|-------------------------|-----------------|------|------|------|------|--------------|-------------|-----------|-------------------------|--------------|---------------------|
| | Total. | Periods of Age. | | | | | | | Grade. | | | |
| | | -5. | -15. | -20. | -45. | -65. | 65 and over. | Not stated. | Employer. | Engaged on own account. | Wage-earner. | Relative assisting. |
| CLASS IV.—INDUSTRIAL. | | | | | | | | | | | | |
| ORDER 14.—PERSONS ENGAGED IN CONNECTION WITH THE MANUFACTURE OR IN OTHER PROCESS RELATING TO ART AND MECHANIC PRODUCTIONS IN WHICH MATERIALS OF VARIOUS KINDS ARE EMPLOYED IN COMBINATION. | | | | | | | | | | | | |
| Sub-Order 1.— <i>Books and Publications.</i> | | | | | | | | | | | | |
| Publisher, Newspaper Proprietor | 1 | ... | ... | ... | 1 | ... | ... | ... | 1 | ... | ... | ... |
| Bookbinder, Machine Ruler | 21 | ... | 3 | 11 | 7 | ... | ... | ... | ... | ... | 21 | ... |
| Sub-Order 4.— <i>Ornaments, Minor Art Products, and Small Wares.</i> | | | | | | | | | | | | |
| Carver in Wood, Stone, Bone, Ivory, or other Materials (Sculptor excepted) | 1 | ... | ... | ... | 1 | ... | ... | ... | ... | 1 | ... | ... |
| Others..... | 1 | ... | ... | ... | ... | 1 | ... | ... | ... | ... | 1 | ... |
| Sub-Order 7.— <i>Watches, Clocks, and Scientific Instruments.</i> | | | | | | | | | | | | |
| Chronometer, Watch, Clock Maker | 2 | ... | ... | ... | 1 | 1 | ... | ... | 1 | ... | 1 | ... |
| Sub-Order 12.— <i>Harness, Saddlery, Leather, and Leatherware.</i> | | | | | | | | | | | | |
| Leather Cutter, Designer | 1 | ... | ... | ... | ... | 1 | ... | ... | ... | 1 | ... | ... |
| Sub-Order 14.— <i>Furniture.</i> | | | | | | | | | | | | |
| Furniture Maker, Cabinetmaker | 3 | ... | ... | 1 | 1 | ... | 1 | ... | 1 | ... | ... | 2 |
| Bed, Bed Mattress, Hammock Maker, Upholsterer | 5 | ... | 1 | 2 | 2 | ... | ... | ... | ... | ... | 5 | ... |
| Undertaker, Coffin Maker | 1 | ... | ... | ... | ... | 1 | ... | ... | 1 | ... | ... | ... |
| ORDER 15.—PERSONS ENGAGED IN CONNECTION WITH THE MANUFACTURE OR IN REPAIRS, CLEANSING, OR IN OTHER PROCESSES RELATING TO TEXTILE FABRICS, DRESS, AND FIBROUS MATERIALS. | | | | | | | | | | | | |
| Sub-Order 1.— <i>Textile Fabrics.</i> | | | | | | | | | | | | |
| Woollen Manufacturer, Spinner, and other Workers (all branches) | 25 | ... | 3 | 12 | 9 | 1 | ... | ... | ... | ... | 25 | ... |
| Dyer, Scourer, Calenderer | 2 | ... | ... | ... | 1 | 1 | ... | ... | ... | ... | 2 | ... |
| Others | 1 | ... | ... | ... | 1 | ... | ... | ... | 1 | ... | ... | ... |
| Sub-Order 2.— <i>Dress.</i> | | | | | | | | | | | | |
| Clothing Manufacturer, Tailor, Tailoress, Dressmaker, Sewing-Machinist, Cutter, Fitter | 1496 | ... | 64 | 469 | 844 | 97 | 22 | ... | 52 | 378 | 1002 | 31 |
| Hatter, Cap, Bonnet Maker | 95 | ... | ... | 44 | 48 | 2 | 1 | ... | 2 | 10 | 79 | 2 |
| Furrier, Rug Maker..... | 1 | ... | ... | ... | 1 | ... | ... | ... | ... | ... | 1 | ... |
| Boot, Shoe Manufacturer, Maker, Repairer, Cutter, Sewing-Machinist | 53 | ... | 5 | 20 | 28 | ... | ... | ... | ... | ... | 45 | 4 |
| Feather Dresser, Glove Cleaner..... | 3 | ... | ... | ... | 2 | ... | 1 | ... | ... | 3 | ... | ... |
| ORDER 16.—PERSONS ENGAGED IN CONNECTION WITH THE MANUFACTURE OR IN OTHER PROCESSES RELATING TO FOOD, DRINK, NARCOTICS, AND STIMULANTS. | | | | | | | | | | | | |
| Sub-Order 1.— <i>Animal Food.</i> | | | | | | | | | | | | |
| Slaughter-house Keeper, Slaughterman | 1 | ... | ... | ... | ... | 1 | ... | ... | ... | ... | 1 | ... |
| Sub-Order 2.— <i>Vegetable Food.</i> | | | | | | | | | | | | |
| Baker, Biscuit, Pastry Maker | 23 | ... | 3 | 2 | 9 | 8 | 1 | ... | 2 | 5 | 8 | 8 |
| Fruit Preserver, Jam Maker | 15 | ... | 2 | 6 | 7 | ... | ... | ... | ... | ... | 15 | ... |
| Confectionery Maker | 21 | ... | ... | 2 | 7 | 11 | 1 | ... | 1 | 5 | 11 | 4 |
| Sub-Order 3.— <i>Drinks, Narcotics, and Stimulants.</i> | | | | | | | | | | | | |
| Brewer, Bottler, and others engaged in connection with Brewing | 1 | ... | ... | ... | 1 | ... | ... | ... | ... | ... | 1 | ... |
| ORDER 17.—PERSONS NOT OTHERWISE CLASSED ENGAGED IN CONNECTION WITH MANUFACTURES OR OTHER PROCESSES CONNECTED WITH ANIMAL AND VEGETABLE SUBSTANCES. | | | | | | | | | | | | |
| Sub-Order 1.— <i>Animal Matters, not otherwise classed.</i> | | | | | | | | | | | | |
| Soap Boiler | 2 | ... | ... | 1 | 1 | ... | ... | ... | ... | ... | 2 | ... |

Ages, and whether Employers, Employed, &c., in respect of each Occupation—continued.

| | | Hobart. | | | | | | | | | | | | | Launceston. | | | | | | | | | | | | | | | | |
|------------|-------------|-----------------|-----|------|------|------|------|--------------|-------------|-----------|-------------------------|--------------|-----------------|-------------|-------------|-------------|-----------------|-----|------|------|------|------|--------------|-------------|-----------|-------------------------|--------------|----------------------|-------------|------------|-------------|
| | | Periods of Age. | | | | | | | | Grade. | | | | | | | Periods of Age. | | | | | | | | Grade. | | | | | | |
| Dependant. | Not stated. | Total. | -5. | -15. | -20. | -45. | -65. | 65 and over. | Not stated. | Employer. | Engaged on own account. | Wage-earner. | Relative asstg. | Unemployed. | Dependant. | Not stated. | Total. | -5. | -15. | -20. | -45. | -65. | 65 and over. | Not stated. | Employer. | Engaged on own account. | Wage-earner. | Relative assist-ing. | Unemployed. | Dependant. | Not stated. |
| ... | ... | 1 | ... | ... | ... | 1 | ... | ... | ... | 1 | ... | ... | ... | ... | ... | ... | ... | ... | ... | ... | ... | ... | ... | ... | ... | ... | ... | ... | ... | ... | ... |
| ... | ... | 17 | ... | 3 | 8 | 6 | ... | ... | ... | ... | ... | 17 | ... | ... | ... | ... | 3 | ... | ... | 2 | 1 | ... | ... | ... | ... | ... | ... | 3 | ... | ... | ... |
| ... | ... | 1 | ... | ... | ... | 1 | ... | ... | ... | ... | 1 | ... | 1 | ... | ... | ... | ... | ... | ... | ... | ... | ... | ... | ... | ... | ... | ... | ... | ... | ... | ... |
| ... | ... | 1 | ... | ... | ... | 1 | ... | ... | ... | ... | ... | 1 | ... | ... | ... | ... | 1 | ... | ... | ... | ... | 1 | ... | ... | 1 | ... | ... | ... | ... | ... | ... |
| ... | ... | 1 | ... | ... | ... | 1 | ... | ... | ... | ... | 1 | ... | ... | ... | ... | ... | ... | ... | ... | ... | ... | ... | ... | ... | ... | ... | ... | ... | ... | ... | ... |
| ... | ... | ... | ... | ... | 1 | ... | ... | ... | ... | ... | ... | 1 | ... | ... | ... | ... | 2 | ... | ... | 1 | 1 | ... | ... | ... | ... | ... | ... | 2 | ... | ... | ... |
| ... | ... | ... | ... | ... | ... | ... | ... | ... | ... | ... | ... | 1 | ... | ... | ... | 4 | ... | ... | 1 | 1 | 2 | ... | ... | ... | ... | ... | 4 | ... | ... | ... | ... |
| ... | ... | ... | ... | ... | ... | ... | ... | ... | ... | ... | ... | ... | ... | ... | ... | 1 | ... | ... | ... | ... | 1 | ... | ... | ... | 1 | ... | ... | ... | ... | ... | ... |
| ... | ... | 14 | ... | 2 | 8 | 4 | ... | ... | ... | ... | ... | 14 | ... | ... | ... | 1 | ... | ... | 1 | ... | ... | ... | ... | ... | ... | ... | 1 | ... | ... | ... | ... |
| ... | ... | 2 | ... | ... | ... | 1 | 1 | ... | ... | ... | ... | 2 | ... | ... | ... | ... | ... | ... | ... | ... | ... | ... | ... | ... | ... | ... | ... | ... | ... | ... | ... |
| ... | ... | ... | ... | ... | ... | ... | ... | ... | ... | ... | ... | ... | ... | ... | ... | ... | ... | ... | ... | ... | ... | ... | ... | ... | ... | ... | ... | ... | ... | ... | ... |
| ... | ... | 537 | ... | 33 | 170 | 290 | 36 | 8 | ... | 22 | 101 | 398 | 511 | ... | ... | 408 | ... | 17 | 147 | 224 | 18 | 2 | ... | 15 | 70 | 297 | 7 | 19 | ... | ... | ... |
| ... | ... | 45 | ... | ... | 18 | 25 | 1 | 1 | ... | ... | 8 | 35 | 2 | ... | ... | 50 | ... | ... | 26 | 23 | 1 | ... | ... | 2 | 2 | 44 | ... | 2 | ... | ... | ... |
| ... | ... | 1 | ... | ... | ... | 1 | ... | ... | ... | ... | ... | 1 | ... | ... | ... | ... | ... | ... | ... | ... | ... | ... | ... | ... | ... | ... | ... | ... | ... | ... | ... |
| ... | ... | 35 | ... | 3 | 9 | 23 | ... | ... | ... | ... | ... | 30 | 1 | 4 | ... | 15 | ... | 2 | 9 | 4 | ... | ... | ... | ... | 14 | 1 | ... | ... | ... | ... | |
| ... | ... | 1 | ... | ... | ... | 1 | ... | ... | ... | ... | 1 | ... | ... | ... | ... | 2 | ... | ... | ... | 1 | ... | ... | 1 | ... | 2 | ... | ... | ... | ... | ... | ... |
| ... | ... | 1 | ... | ... | ... | ... | 1 | ... | ... | ... | ... | 1 | ... | ... | ... | ... | ... | ... | ... | ... | ... | ... | ... | ... | ... | ... | ... | ... | ... | ... | ... |
| ... | ... | 8 | ... | ... | ... | 4 | 4 | ... | ... | 2 | 1 | 2 | 3 | ... | ... | 10 | ... | 3 | 2 | 2 | 2 | 2 | 1 | ... | ... | 1 | 5 | 4 | ... | ... | ... |
| ... | ... | 15 | ... | 2 | 6 | 7 | ... | ... | ... | ... | ... | 15 | ... | ... | ... | ... | ... | ... | ... | ... | ... | ... | ... | ... | ... | ... | ... | ... | ... | ... | ... |
| ... | ... | 15 | ... | ... | ... | 4 | 10 | 1 | ... | ... | 3 | 8 | 4 | ... | ... | 6 | ... | ... | 2 | 3 | 1 | ... | ... | 1 | 2 | 3 | ... | ... | ... | ... | ... |
| ... | ... | ... | ... | ... | ... | ... | ... | ... | ... | ... | ... | ... | ... | ... | ... | 1 | ... | ... | ... | 1 | ... | ... | ... | ... | ... | ... | 1 | ... | ... | ... | ... |
| ... | ... | ... | ... | ... | ... | ... | ... | ... | ... | ... | ... | ... | ... | ... | ... | 1 | ... | ... | ... | ... | ... | ... | ... | ... | ... | ... | 1 | ... | ... | ... | ... |

TABLE XVIII.—Showing in classified arrangement the Number of Females of all

| Classification of Occupations. | The Colony of Tasmania. | | | | | | | | | | | | |
|--|-------------------------|-----------------|------|------|------|------|--------------|-------------|-----------|-------------------------|--------------|----------------------|-------------|
| | Total. | Periods of Age. | | | | | | | Grade. | | | | |
| | | -5. | -15. | -20. | -45. | -65. | 65 and over. | Not stated. | Employer. | Engaged on own account. | Wage-earner. | Relative assist-ing. | Unemployed. |
| CLASS IV.—continued. | | | | | | | | | | | | | |
| Sub-Order 2.—Working in Wood. | | | | | | | | | | | | | |
| Bark Mill Owner, Worker | 1 | ... | ... | ... | ... | 1 | ... | ... | ... | ... | 1 | ... | ... |
| Saw Mill Owner, Sawyer | 1 | ... | ... | ... | ... | 1 | ... | ... | 1 | ... | ... | ... | ... |
| Others..... | 3 | ... | ... | 2 | 1 | ... | ... | ... | ... | 1 | 1 | 1 | ... |
| ORDER 18.—PERSONS ENGAGED IN THE ALTERATION, MODIFICATION, OR MANUFACTURE, OR IN OTHER PROCESSES RELATING TO METALS OR MINERAL MATTERS. | | | | | | | | | | | | | |
| Sub-Order 2.—Manufactures and Processes relating to Stone, Clay, Earthenware, Glass, and Minerals, not otherwise classed. | | | | | | | | | | | | | |
| Brick, Tile Maker | 1 | ... | ... | ... | ... | 1 | ... | ... | 1 | ... | ... | ... | ... |
| Sub-Order 4.—Metals other than Gold and Silver. | | | | | | | | | | | | | |
| Tin, Zinc Worker | 1 | ... | ... | ... | 1 | ... | ... | ... | ... | ... | 1 | ... | ... |
| ORDER 20.—INDUSTRIAL WORKERS IMPERFECTLY DEFINED. | | | | | | | | | | | | | |
| Sub-Order 1.—Imperfectly defined. | | | | | | | | | | | | | |
| Others..... | 40 | ... | 1 | 13 | 23 | 3 | ... | ... | ... | 4 | 34 | ... | 2 |
| CLASS V.—AGRICULTURAL, PASTORAL, MINERAL, AND OTHER PRIMARY PRODUCERS. | | | | | | | | | | | | | |
| ORDER 21.—PERSONS DIRECTLY ENGAGED IN THE CULTIVATION OF LAND OR IN REARING OR BREEDING ANIMALS, OR IN OBTAINING RAW PRODUCTS FROM NATURAL SOURCES. | | | | | | | | | | | | | |
| Sub-Order 1.—Agricultural Pursuits. | | | | | | | | | | | | | |
| Farmer | 853 | ... | 71 | 215 | 337 | 177 | 53 | ... | 87 | 179 | 30 | 557 | ... |
| Farmers, Agricultural and Pastoral | 236 | ... | 19 | 58 | 99 | 43 | 17 | ... | 32 | 29 | 7 | 168 | ... |
| Market Gardener..... | 7 | ... | ... | 1 | 1 | 5 | ... | ... | ... | 4 | ... | 3 | ... |
| Fruitgrower | 78 | ... | 3 | 5 | 23 | 39 | 8 | ... | 19 | 43 | 1 | 15 | ... |
| Picker, Labourer | 273 | ... | 71 | 44 | 89 | 48 | 21 | ... | ... | ... | 271 | 2 | ... |
| Sub-Order 2.—Pastoral Pursuits. | | | | | | | | | | | | | |
| Stock Breeder, Squatter, Grazier | 140 | ... | 3 | 15 | 50 | 42 | 30 | ... | 34 | 57 | ... | 49 | ... |
| Dairy Farmer | 254 | ... | 38 | 88 | 105 | 16 | 7 | ... | 3 | 23 | 34 | 194 | ... |
| Milkers, and others connected with the Dairy | 11 | ... | ... | 3 | 4 | 4 | ... | ... | ... | 5 | 6 | ... | ... |
| Others | 2 | ... | ... | ... | 1 | ... | 1 | ... | ... | ... | 2 | ... | ... |
| Sub-Order 3.—Fisheries, the Capture, Preservation, or Destruction of Wild Animals, or the acquisition of Products yielded by Wild Animals. | | | | | | | | | | | | | |
| Fisherman | 1 | ... | ... | ... | 1 | ... | ... | ... | ... | ... | ... | 1 | ... |
| Others | 24 | ... | 6 | 3 | 11 | 4 | ... | ... | ... | 2 | 1 | 21 | ... |
| Sub-Order 4.—Forestry, or the acquisition of Raw Products yielded by Natural Vegetation. | | | | | | | | | | | | | |
| Woodsman, Axeman, Lumberer, Timber Getter..... | 2 | ... | ... | ... | 2 | ... | ... | ... | 1 | 1 | ... | ... | ... |
| Sub-Order 6.—Mines, Quarries, or the acquisition of Natural Mineral Products. | | | | | | | | | | | | | |
| Mine Proprietor, Overseer, Miner, Clerk, and others engaged in Gold Mining (Lode) | 1 | ... | ... | 1 | ... | ... | ... | ... | ... | ... | 1 | ... | ... |
| CLASS VI.—INDEFINITE. | | | | | | | | | | | | | |
| ORDER 22.—PERSONS WHOSE OCCUPATIONS ARE UNDEFINED OR UNKNOWN, EMBRACING THOSE WHO DERIVE INCOMES FROM SOURCES WHICH CANNOT BE DIRECTLY RELATED TO ANY OTHER CLASS. | | | | | | | | | | | | | |
| Sub-Order 1.—Persons of Independent Means, having no Specific Occupation or Undefined. | | | | | | | | | | | | | |
| Pensioner | 8 | ... | ... | ... | ... | 4 | 4 | ... | ... | 8 | ... | ... | ... |
| Annuitant | 207 | ... | ... | 1 | 42 | 78 | 82 | 4 | 5 | 202 | ... | ... | ... |
| Independent Means, Lady, Gentleman (so returned) | 207 | ... | ... | 1 | 56 | 82 | 66 | 2 | ... | 207 | ... | ... | ... |

Ages, and whether Employers, Employed, &c., in respect of each Occupation—*continued*.

| | | Hobart. | | | | | | | | | | | | Launceston. | | | | | | | | | | | | | | | | | |
|------------|-------------|-----------------|-----|------|------|------|------|--------------|-------------|-----------|-------------------------|--------------|------------------|-------------|------------|-----------------|--------|-----|------|------|------|--------|--------------|-------------|-----------|-------------------------|--------------|----------------------|-------------|------------|-------------|
| | | Periods of Age. | | | | | | Grade. | | | | | | | | Periods of Age. | | | | | | Grade. | | | | | | | | | |
| Dependant. | Not stated. | Total. | -5. | -15. | -20. | -45. | -65. | 65 and over. | Not stated. | Employer. | Engaged on own account. | Wage-earner. | Relative assign. | Unemployed. | Dependant. | Not stated. | Total. | -5. | -15. | -20. | -45. | -65. | 65 and over. | Not stated. | Employer. | Engaged on own account. | Wage-earner. | Relative assist-ing. | Unemployed. | Dependant. | Not stated. |
| ... | ... | 1 | ... | ... | ... | ... | 1 | ... | ... | ... | ... | 1 | ... | ... | ... | ... | ... | ... | ... | ... | ... | ... | ... | ... | ... | ... | ... | ... | ... | ... | ... |
| ... | ... | 2 | ... | ... | 1 | 1 | ... | ... | ... | ... | 1 | 1 | ... | ... | ... | ... | ... | ... | ... | ... | ... | ... | ... | ... | ... | ... | ... | ... | ... | ... | ... |
| ... | ... | ... | ... | ... | ... | ... | ... | ... | ... | ... | ... | ... | ... | ... | ... | ... | ... | ... | ... | ... | ... | ... | ... | ... | ... | ... | ... | ... | ... | ... | ... |
| ... | ... | 1 | ... | ... | ... | 1 | ... | ... | ... | ... | ... | 1 | ... | ... | ... | ... | ... | ... | ... | ... | ... | ... | ... | ... | ... | ... | ... | ... | ... | ... | ... |
| ... | ... | 11 | ... | ... | 5 | 5 | 1 | ... | ... | ... | 2 | 8 | 1 | ... | ... | ... | 27 | ... | 1 | 8 | 16 | 2 | ... | ... | ... | 2 | 24 | ... | 1 | ... | ... |
| ... | ... | ... | ... | ... | ... | ... | ... | ... | ... | ... | ... | ... | ... | ... | ... | ... | 5 | ... | ... | ... | 4 | 1 | ... | ... | 1 | 1 | 1 | 2 | ... | ... | ... |
| ... | ... | ... | ... | ... | ... | ... | ... | ... | ... | ... | ... | ... | ... | ... | ... | ... | ... | ... | ... | ... | ... | ... | ... | ... | ... | ... | ... | ... | ... | ... | ... |
| ... | ... | 2 | ... | 1 | ... | ... | 1 | ... | ... | ... | ... | ... | 2 | ... | ... | ... | ... | ... | ... | ... | ... | ... | ... | ... | ... | ... | ... | ... | ... | ... | ... |
| ... | ... | 2 | ... | ... | 1 | 1 | ... | ... | ... | ... | ... | 2 | ... | ... | ... | ... | ... | ... | ... | ... | ... | ... | ... | ... | ... | ... | ... | ... | ... | ... | ... |
| ... | ... | 1 | ... | ... | ... | 1 | ... | ... | ... | ... | ... | 1 | ... | ... | ... | ... | ... | ... | ... | ... | ... | ... | ... | ... | ... | ... | ... | ... | ... | ... | ... |
| ... | ... | 6 | ... | ... | ... | 2 | 2 | 2 | ... | 1 | 3 | ... | 2 | ... | ... | ... | 11 | ... | ... | ... | 3 | 4 | 4 | ... | ... | ... | 5 | 6 | ... | ... | ... |
| ... | ... | ... | ... | ... | ... | ... | ... | ... | ... | ... | ... | ... | ... | ... | ... | ... | ... | ... | ... | ... | ... | ... | ... | ... | ... | ... | ... | ... | ... | ... | ... |
| ... | ... | ... | ... | ... | ... | ... | ... | ... | ... | ... | ... | ... | ... | ... | ... | ... | ... | ... | ... | ... | ... | ... | ... | ... | ... | ... | ... | ... | ... | ... | ... |
| ... | ... | ... | ... | ... | ... | ... | ... | ... | ... | ... | ... | ... | ... | ... | ... | ... | ... | ... | ... | ... | ... | ... | ... | ... | ... | ... | ... | ... | ... | ... | ... |
| ... | ... | ... | ... | ... | ... | ... | ... | ... | ... | ... | ... | ... | ... | ... | ... | ... | ... | ... | ... | ... | ... | ... | ... | ... | ... | ... | ... | ... | ... | ... | ... |
| ... | ... | 1 | ... | ... | ... | 1 | ... | ... | ... | ... | 1 | ... | ... | ... | ... | ... | 4 | ... | ... | ... | ... | 2 | 2 | ... | ... | 4 | ... | ... | ... | ... | ... |
| ... | ... | 107 | ... | 1 | 21 | 44 | 37 | 4 | 5 | 102 | ... | ... | ... | ... | ... | 18 | ... | ... | ... | 1 | 7 | 10 | ... | 18 | ... | ... | ... | ... | ... | ... | ... |
| ... | ... | 44 | ... | ... | 13 | 23 | 6 | 2 | ... | 44 | ... | ... | ... | ... | ... | 73 | ... | ... | ... | 24 | 28 | 21 | ... | 73 | ... | ... | ... | ... | ... | ... | ... |

TABLE XVIII.—Showing in classified arrangement the Number of Females of all

| Classification of Occupations. | The Colony of Tasmania. | | | | | | | | | | | | |
|---|-------------------------|-----------------|--------|------|--------|------|--------------|-------------|-----------|-------------------------|--------------|---------------------|-------------|
| | Total. | Periods of Age. | | | | | | | Grade. | | | | |
| | | -5. | -15. | -20. | -45. | -65. | 65 and over. | Not stated. | Employer. | Engaged on own account. | Wage-earner. | Relative assisting. | Unemployed. |
| CLASS VI.—continued. | | | | | | | | | | | | | |
| Sub-Order 2.—Others Undefined, both as regards Means and particular Occupation. | | | | | | | | | | | | | |
| Others | 147 | ... | ... | 16 | 67 | 46 | 18 | ... | ... | 48 | 94 | ... | 5 |
| CLASS VII.—DEPENDANTS. | | | | | | | | | | | | | |
| ORDER 23.—PERSONS DEPENDENT UPON NATURAL GUARDIANS. | | | | | | | | | | | | | |
| Sub-Order 1.—Domestic Duties for which remuneration is not paid. | | | | | | | | | | | | | |
| Wife | 19,130 | ... | ... | 287 | 13,523 | 4561 | 757 | 2 | ... | ... | ... | ... | ... |
| Son, Daughter, Relative | 6158 | ... | 665 | 2026 | 2705 | 546 | 216 | ... | ... | ... | ... | ... | ... |
| Visitors | 324 | ... | 11 | 54 | 205 | 40 | 14 | ... | ... | ... | ... | ... | ... |
| Others..... | 237 | ... | 5 | 24 | 78 | 78 | 45 | 7 | ... | ... | ... | ... | ... |
| Sub-Order 2.—Dependent Scholars and Students. | | | | | | | | | | | | | |
| Son, Daughter, Relative supported at Universities, &c.* ... | 48 | ... | 28 | 20 | ... | ... | ... | ... | ... | ... | ... | ... | ... |
| Son, Daughter, Relative at School..... | 12,668 | 399 | 11,813 | 456 | ... | ... | ... | ... | ... | ... | ... | ... | ... |
| Child, Relative at Home | 206 | 13 | 171 | 20 | 2 | ... | ... | ... | ... | ... | ... | ... | ... |
| Sub-Order 3.—Dependent Relatives not stated to be performing Domestic Duties. | | | | | | | | | | | | | |
| Father, Mother (dependent upon Children) | 399 | ... | ... | ... | 19 | 135 | 245 | ... | ... | ... | ... | ... | ... |
| Son, Daughter, Relative | 15,800 | 10,128 | 3960 | 767 | 674 | 135 | 133 | 3 | ... | ... | ... | ... | ... |
| Visitor..... | 646 | 58 | 102 | 121 | 270 | 64 | 30 | 1 | ... | ... | ... | ... | ... |
| Others | 244 | 17 | 19 | 30 | 64 | 61 | 53 | ... | ... | ... | ... | ... | ... |
| ORDER 24.—PERSONS DEPENDENT UPON THE STATE, OR UPON PUBLIC OR PRIVATE SUPPORT. | | | | | | | | | | | | | |
| Sub-Order 1.—Supported by Voluntary and State Contributions. | | | | | | | | | | | | | |
| Inmate of Hospital..... | 77 | 3 | 17 | 13 | 29 | 11 | 4 | ... | ... | ... | ... | ... | ... |
| Ditto Benevolent Asylum | 196 | 1 | ... | ... | 17 | 54 | 124 | ... | ... | ... | ... | ... | ... |
| Ditto Lunatic Asylum | 164 | ... | 2 | 1 | 68 | 64 | 29 | ... | ... | ... | ... | ... | ... |
| Ditto Orphan Asylum (including those Boarded-out).... | 59 | ... | 46 | 11 | 2 | ... | ... | ... | ... | ... | ... | ... | ... |
| Ditto Industrial School | 69 | 1 | 50 | 14 | 4 | ... | ... | ... | ... | ... | ... | ... | ... |
| Ditto Refuge..... | 4 | 1 | 1 | 2 | ... | ... | ... | ... | ... | ... | ... | ... | ... |
| Pauper, Beggar | 57 | 5 | 3 | 2 | 6 | 15 | 24 | 2 | ... | ... | ... | ... | ... |
| Sub-Order 2.—Criminal Class. | | | | | | | | | | | | | |
| Inmate of Gaol or Penal Establishment | 25 | 1 | 7 | 12 | 2 | 1 | 2 | ... | ... | ... | ... | ... | ... |
| Ditto Watch-house | 1 | ... | ... | ... | 1 | ... | ... | ... | ... | ... | ... | ... | ... |
| Ditto Reformatory | 17 | ... | ... | 16 | 1 | ... | ... | ... | ... | ... | ... | ... | ... |

* Excluding those following special professional pursuits grouped under Class.

Occupations of

TABLE XIX.—Showing the Number of Persons, Males, and Females in classified order of

| Occupation. | Classification. | | | Persons. | | |
|---|-----------------|------------|--------|----------|--------|----------|
| | Order. | Sub-Order. | Group. | Persons. | Males. | Females. |
| CLASS I.—PROFESSIONAL. | | | | | | |
| ORDER 1.—PERSONS ENGAGED IN GOVERNMENT, DEFENCE, LAW, AND PROTECTION, NOT OTHERWISE CLASSED. | | | | | | |
| Sub-Order 1.—General Government. | | | | | | |
| The Governor | 1 | 1 | 1 | 1 | 1 | ... |
| Officer of Government Department | 1 | 1 | 2 | 271 | 271 | ... |
| Sub-Order 2.—Local Government. | | | | | | |
| Officer of Local Body | 1 | 2 | 1 | 52 | 52 | ... |
| Others (including Mayors or Members of Local Bodies whose ordinary occupation is not stated)..... | 1 | 2 | 2 | 5 | 5 | ... |
| Sub-Order 3.—Defence. | | | | | | |
| Officer of Defence Department | 1 | 3 | 1 | 6 | 6 | ... |
| Army Officer in actual service | 1 | 3 | 2 | 1 | 1 | ... |
| Army Non-commissioned Officer, Private | 1 | 3 | 3 | 29 | 29 | ... |
| Naval Officer in actual service..... | 1 | 3 | 4 | 12 | 12 | ... |
| Naval Petty Officer, Sailor | 1 | 3 | 5 | 51 | 51 | ... |
| Others (including Militia or Volunteer Officer whose ordinary occupation is not stated) | 1 | 3 | 6 | 5 | 5 | ... |
| Sub-Order 4.—Law and Order. | | | | | | |
| Officer of Law Department..... | 1 | 4 | 1 | 8 | 8 | ... |
| Judge | 1 | 4 | 2 | 3 | 3 | ... |
| Law Court Officer | 1 | 4 | 3 | 11 | 11 | ... |
| Magistrate | 1 | 4 | 4 | 8 | 8 | ... |
| Barrister | 1 | 4 | 5 | 23 | 23 | ... |
| Solicitor | 1 | 4 | 6 | 89 | 89 | ... |
| Law Clerk | 1 | 4 | 7 | 107 | 107 | ... |
| Law Student | 1 | 4 | 8 | 47 | 47 | ... |
| Police, Principal Officer | 1 | 4 | 10 | 83 | 83 | ... |
| " Petty Officer, Policeman, Detective | 1 | 4 | 11 | 204 | 204 | ... |
| Penal, Principal Officer..... | 1 | 4 | 12 | 3 | 3 | ... |
| " Petty Officer, Subordinate | 1 | 4 | 13 | 36 | 30 | 6 |
| Others | 1 | 4 | 14 | 1 | 1 | ... |
| ORDER 2.—PERSONS MINISTERING TO RELIGION, CHARITY, HEALTH, EDUCATION, ART, AND SCIENCE. | | | | | | |
| Sub-Order 1.—Religion. | | | | | | |
| Clergyman | 2 | 1 | 1 | 196 | 196 | ... |
| Irregular Clergy..... | 2 | 1 | 2 | 38 | 23 | 15 |
| Church Officer | 2 | 1 | 4 | 12 | 12 | ... |
| Member of Religious Order not classed as ministering to Charity or Education | 2 | 1 | 5 | 12 | ... | 12 |
| Others connected with Religion | 2 | 1 | 6 | 9 | 9 | ... |
| Sub-Order 2.—Charity, exclusive of Hospitals. | | | | | | |
| Officer of Department of Charity | 2 | 2 | 1 | 4 | 4 | ... |
| Officer of Charitable or Benevolent Institutions | 2 | 2 | 2 | 24 | 6 | 18 |
| Subordinate Officer or Servant of Charitable or Benevolent Institutions..... | 2 | 2 | 3 | 13 | 11 | 2 |
| Sister of Charity | 2 | 2 | 4 | 22 | ... | 22 |
| Sub-Order 3.—Health. | | | | | | |
| Officer of Health Department | 2 | 3 | 1 | 3 | 3 | ... |
| Medical Man in Practice | 2 | 3 | 2 | 84 | 84 | ... |
| Irregular Medical Practitioner..... | 2 | 3 | 4 | 3 | 3 | ... |
| Dentist | 2 | 3 | 5 | 23 | 23 | ... |
| Pharmaceutical Chemist | 2 | 3 | 6 | 122 | 120 | 2 |
| Hospital or Asylum Nurse | 2 | 3 | 7 | 53 | ... | 53 |
| Hospital or Asylum Officer or Attendant not elsewhere described | 2 | 3 | 8 | 65 | 48 | 17 |
| Midwife, Monthly Nurse | 2 | 3 | 9 | 59 | ... | 59 |
| Sick Nurse | 2 | 3 | 10 | 58 | ... | 58 |
| Veterinary Surgeon | 2 | 3 | 11 | 15 | 15 | ... |
| Others | 2 | 3 | 12 | 5 | 5 | ... |
| Sub-Order 4.—Literature. | | | | | | |
| Author, Editor, Journalist..... | 2 | 4 | 1 | 26 | 26 | ... |
| Reporter | 2 | 4 | 2 | 20 | 20 | ... |
| Others | 2 | 4 | 4 | 3 | ... | 3 |

TABLE XIX.—Showing the Number of Persons, Males, and Females in classified order of

| Occupation. | Classification. | | | Persons. | | |
|--|-----------------|------------|--------|----------|--------|----------|
| | Order. | Sub-Order. | Group. | Persons. | Males. | Females. |
| CLASS I.— <i>continued.</i> | | | | | | |
| Sub-Order 5.— <i>Science.</i> | | | | | | |
| Analytical Chemist | 2 | 5 | 2 | 3 | 3 | ... |
| Assayer, Metallurgist | 2 | 5 | 3 | 16 | 16 | ... |
| Others | 2 | 5 | 6 | 2 | 2 | ... |
| Sub-Order 6.— <i>Civil and Mechanical Engineering, Architecture, and Surveying.</i> | | | | | | |
| Civil Engineer | 2 | 6 | 1 | 78 | 78 | ... |
| Directing or Consulting Mechanical Engineer | 2 | 6 | 2 | 153 | 153 | ... |
| Electrician (not connected with Telegraph or Telephone Service) | 2 | 6 | 3 | 7 | 7 | ... |
| Surveyor | 2 | 6 | 4 | 183 | 183 | ... |
| Architect | 2 | 6 | 5 | 40 | 40 | ... |
| Draftsman | 2 | 6 | 6 | 38 | 38 | ... |
| Sub-Order 7.— <i>Education.</i> | | | | | | |
| Officer of Education Department | 2 | 7 | 1 | 5 | 5 | ... |
| University Professor, Demonstrator, Lecturer, &c | 2 | 7 | 2 | 1 | 1 | ... |
| Schoolmaster, Mistress, Teacher, &c., State School | 2 | 7 | 3 | 412 | 213 | 199 |
| " " " Denominational School | 2 | 7 | 4 | 11 | ... | 11 |
| " " " Private School | 2 | 7 | 5 | 133 | 50 | 83 |
| " " " School not stated | 2 | 7 | 6 | 283 | 16 | 267 |
| Tutor, Governess | 2 | 7 | 7 | 188 | 3 | 185 |
| Teacher of Languages or other accomplishment, not Art or Music | 2 | 7 | 8 | 14 | 4 | 10 |
| Museum Attendants, Others | 2 | 7 | 9 | 4 | 4 | ... |
| Sub-Order 8.— <i>Fine Arts.</i> | | | | | | |
| Artist, Painter, Art Student | 2 | 8 | 1 | 38 | 18 | 20 |
| Engraver | 2 | 8 | 3 | 5 | 5 | ... |
| Photographer and Assistants | 2 | 8 | 4 | 74 | 64 | 10 |
| Sub-Order 9.— <i>Music.</i> | | | | | | |
| Musician, Vocalist | 2 | 9 | 2 | 30 | 25 | 5 |
| Music Teacher | 2 | 9 | 3 | 127 | 17 | 110 |
| Sub-Order 10.— <i>Amusements.</i> | | | | | | |
| Actor, Actress | 2 | 10 | 1 | 57 | 24 | 33 |
| Theatre Proprietor, Lessee, Manager, Door-keeper, Ticket Taker | 2 | 10 | 2 | 11 | 9 | 2 |
| Jockey | 2 | 10 | 4 | 40 | 40 | ... |
| Cricket Ground, Bowling-green, Tennis Court Caretaker, Professional Player | 2 | 10 | 5 | 2 | 2 | ... |
| Billiard-table Proprietor, Keeper, Marker | 2 | 10 | 6 | 29 | 29 | ... |
| Others | 2 | 10 | 7 | 9 | 8 | 1 |
| CLASS II.—DOMESTIC. | | | | | | |
| ORDER 3.—PERSONS ENGAGED IN THE SUPPLY OF BOARD AND LODGING, AND IN RENDERING PERSONAL SERVICE FOR WHICH REMUNERATION IS USUALLY PAID. | | | | | | |
| Sub-Order 1.— <i>Board and Lodging.</i> | | | | | | |
| Hotelkeeper, Innkeeper, &c. | 3 | 1 | 1 | 618 | 396 | 222 |
| Coffee-house, Restaurant, Eating-house Keeper | 3 | 1 | 2 | 26 | 17 | 9 |
| Board and Lodging-house Keeper | 3 | 1 | 3 | 282 | 36 | 246 |
| Manager, Secretary, Steward of Club-house | 3 | 1 | 4 | 8 | 8 | ... |
| Others | 3 | 1 | 5 | 1 | 1 | ... |
| Sub-Order 2.— <i>Attendance.</i> | | | | | | |
| Housekeeper | 3 | 2 | 1 | 246 | ... | 246 |
| Lady Helps | 3 | 2 | 1A | 44 | ... | 44 |
| Porter, Gatekeeper | 3 | 2 | 3 | 7 | 7 | ... |
| Footman | 3 | 2 | 4 | 2 | 2 | ... |
| Coachman | 3 | 2 | 5 | 487 | 487 | ... |
| Page | 3 | 2 | 6 | 2 | 2 | ... |
| Cook | 3 | 2 | 7 | 362 | 87 | 275 |
| Housemaid, General Servant | 3 | 2 | 8 | 4042 | 212 | 3830 |
| Domestic Nurse | 3 | 2 | 9 | 402 | ... | 402 |
| Office-keeper, Attendant, Waitresses | 3 | 2 | 10 | 49 | 42 | 7 |
| Charwoman, Cleaner | 3 | 2 | 11 | 102 | ... | 102 |
| Hairdresser, Barber | 3 | 2 | 12 | 86 | 84 | 2 |
| Mangler, Laundry-keeper, Laundryman, Washerwoman | 3 | 2 | 13 | 344 | 3 | 341 |
| Others | 3 | 2 | 15 | 70 | 45 | 25 |

Occupation, together with Occupations of Males of all Ages in each Electoral District—*continued*.

Males—Electoral Districts.

| Hobart. | Launceston. | Wellington. | West Devon. | East Devon. | Deloraine. | Cressy. | Westbury. | George Town. | Ringarooma. | Selby. | Longford. | Evandale. | Fingal. | Cumberland. | Oatlands. | Campbell Town. | Glamorgan. | Richmond. | Brighton. | New Norfolk. | Kingborough. | Franklin. | Glenorchy. | Sorell. |
|---------------------------------------|---------------------------------------|----------------------------------|----------------------------------|----------------------------------|----------------------------------|----------------------------------|----------------------------------|---------------------------------|-----------------------------------|---------------------------------|----------------------------------|----------------------------------|----------------------------------|------------------------------------|---------------------------------|----------------------------------|---------------------------------|----------------------------------|----------------------------------|----------------------------------|----------------------------------|----------------------------------|-----------------------------------|----------------------------------|
| 3 1 | 3 1 | 3 1 | 3 1 | 3 1 | 3 1 | 3 1 | 3 1 | 3 1 | 3 1 | 3 1 | 3 1 | 3 1 | 3 1 | 12 1 | 3 1 | 3 1 | 3 1 | 3 1 | 3 1 | 3 1 | 1 1 | 3 1 | 3 1 | 3 1 |
| 17 29 3 15 9 19 | 6 2 3 5 7 1 | 8 9 30 14 1 1 | 6 8 14 1 1 1 | 3 20 3 2 1 1 | 4 2 16 1 1 1 | 1 1 1 1 1 1 | 1 1 1 1 1 1 | 1 9 1 1 1 1 | 1 7 5 5 1 1 | 1 5 5 1 1 1 | 1 1 1 1 1 1 | 1 2 1 1 1 1 | 14 7 6 6 1 1 | 19 3 58 8 5 | 3 1 1 1 1 1 | 1 1 1 1 1 1 | 1 1 1 1 1 1 | 1 1 1 1 1 1 | 2 2 3 1 1 1 | 2 2 2 4 3 1 | 11 4 9 4 4 3 | 1 5 4 1 1 1 | 3 10 3 3 4 6 | 3 5 2 4 4 2 |
| 2 22 14 14 4 2 | 1 5 19 1 1 1 | 1 17 2 1 1 1 | 1 9 1 1 1 1 | 1 13 3 2 1 1 | 1 10 1 1 1 1 | 1 5 1 1 1 1 | 1 9 1 1 1 1 | 1 12 1 1 1 1 | 1 11 1 1 1 1 | 1 6 1 1 1 1 | 1 4 1 1 1 1 | 1 6 1 1 1 1 | 1 11 2 2 1 1 | 1 8 1 1 1 1 | 1 9 1 1 1 1 | 1 4 3 1 1 1 | 1 2 1 1 1 1 | 1 6 1 1 1 1 | 1 4 1 1 1 1 | 1 6 1 1 1 1 | 1 6 1 2 1 1 | 1 9 1 1 1 1 | 1 11 5 5 1 1 | 1 8 1 1 1 1 |
| 7 2 30 | 5 3 13 | 1 1 1 | 2 1 1 | 1 2 2 | 1 1 1 | 1 1 1 | 1 1 1 | 1 1 1 | 1 1 1 | 1 1 1 | 1 2 1 | 1 1 1 | 1 1 1 | 1 2 2 | 1 2 1 | 1 1 1 | 1 1 1 | 1 1 1 | 1 2 1 | 1 1 1 | 1 3 1 | 1 3 1 | 1 4 1 | 1 1 1 |
| 12 10 | 5 5 | 1 1 | 1 1 | 2 1 | 1 1 | 1 1 | 1 1 | 1 1 | 1 1 | 1 1 | 1 1 | 1 1 | 1 1 | 3 1 | 1 1 | 1 1 | 1 1 | 1 1 | 1 1 | 1 1 | 1 1 | 1 1 | 1 1 | 1 1 |
| 15 5 1 1 8 2 | 9 4 4 1 7 3 | 1 2 3 1 1 1 | 1 1 2 1 1 1 | 2 1 1 1 1 1 | 1 2 1 1 1 1 | 1 1 1 1 1 1 | 1 6 1 1 1 1 | 1 2 1 1 1 1 | 1 2 1 1 1 1 | 1 1 1 1 1 1 | 1 1 1 1 1 1 | 1 6 1 1 1 1 | 3 3 2 1 1 1 | 2 2 4 4 1 1 | 1 1 1 1 1 1 | 1 1 1 1 1 1 | 1 1 1 1 1 1 | 1 1 1 1 1 1 | 2 1 1 1 1 1 | 1 1 1 1 1 1 | 1 1 1 1 1 1 | 4 4 1 1 1 2 | 1 1 1 1 1 1 | |
| 103 3 11 5 1 | 45 4 9 3 1 | 13 2 2 3 1 | 10 2 1 1 1 | 18 1 1 1 1 | 6 1 1 1 1 | 4 1 1 1 1 | 11 1 1 1 1 | 10 2 1 1 1 | 14 3 1 1 1 | 8 1 1 1 1 | 13 1 1 1 1 | 9 5 1 1 1 | 17 3 1 1 1 | 28 1 1 1 1 | 13 1 1 1 1 | 10 1 1 1 1 | 5 2 1 1 1 | 8 1 1 1 1 | 10 1 1 1 1 | 5 1 1 1 1 | 15 1 1 1 1 | 6 1 1 1 1 | 7 1 1 1 1 | 8 1 1 1 1 |
| 70 14 67 23 36 1 11 | 56 10 23 12 24 2 14 | 11 7 6 1 2 1 1 | 17 3 5 1 1 1 1 | 19 1 2 1 6 1 1 | 13 1 9 1 1 1 1 | 14 3 2 1 1 1 1 | 13 5 2 1 1 1 1 | 4 2 2 1 3 1 2 | 13 2 14 1 1 1 1 | 7 1 4 1 1 2 2 | 33 4 9 1 1 2 2 | 23 2 4 1 1 1 1 | 20 6 9 1 8 1 1 | 32 19 10 1 8 1 1 | 8 4 4 1 1 1 1 | 28 7 4 1 1 1 1 | 9 1 2 1 1 1 1 | 10 2 3 1 1 1 1 | 13 2 1 1 1 1 1 | 14 1 1 4 1 1 1 | 16 8 1 1 1 1 1 | 8 11 1 1 1 1 1 | 23 11 1 1 1 1 1 | 13 6 1 1 1 1 1 |

TABLE XIX.—Showing the Number of Persons, Males, and Females in classified order of

| Occupation. | Classification. | | | Persons. | | |
|---|-----------------|------------|--------|----------|--------|----------|
| | Order. | Sub-Order. | Group. | Persons. | Males. | Females. |
| CLASS III.—COMMERCIAL. | | | | | | |
| SUB-CLASS A.—PROPERTY AND FINANCE. | | | | | | |
| ORDER 4.—PERSONS WHO PERFORM OFFICES IN CONNECTION WITH THE EXCHANGE, VALUATION, INSURANCE, LEASE, LOAN, OR CUSTODY OF MONEY, HOUSES, LAND, OR PROPERTY RIGHTS. | | | | | | |
| Sub-Order 1.— <i>Banking and Finance.</i> | | | | | | |
| Banker, Bank Director, Manager | 4 | 1 | 1 | 51 | 51 | ... |
| Officer, Clerk | 4 | 1 | 2 | 164 | 164 | ... |
| Building Society, Savings Institute Director, Manager, Officer, Clerk..... | 4 | 1 | 3 | 8 | 8 | ... |
| Share and Stock Broker, Dealer, Jobber, Speculator | 4 | 1 | 4 | 193 | 193 | ... |
| Money-broker, Financier, Capitalist | 4 | 1 | 5 | 513 | 310 | 203 |
| Pawnbroker | 4 | 1 | 6 | 6 | 3 | 3 |
| Sub-Order 2.— <i>Insurance and Valuation.</i> | | | | | | |
| Manager, Director, Agent of Insurance Society | 4 | 2 | 1 | 88 | 88 | ... |
| Auctioneer, Appraiser, Valuator | 4 | 2 | 4 | 65 | 64 | 1 |
| Friendly, Benefit Society Officer..... | 4 | 2 | 5 | 1 | 1 | ... |
| Sub-Order 3.— <i>Land and Household Property.</i> | | | | | | |
| Land Proprietor, Speculator..... | 4 | 3 | 1 | 163 | 90 | 73 |
| Land Agent, Factor, Rent Collector | 4 | 3 | 2 | 11 | 11 | ... |
| House Proprietor | 4 | 3 | 4 | 381 | 146 | 235 |
| House Agent, Factor, Rent Collector..... | 4 | 3 | 5 | 16 | 16 | ... |
| Others | 4 | 3 | 7 | 2 | 2 | ... |
| SUB-CLASS B.—TRADE. | | | | | | |
| ORDER 5.—PERSONS DEALING IN ART AND MECHANIC PRODUCTIONS IN WHICH MATTERS OF VARIOUS KINDS ARE EMPLOYED IN COMBINATION. | | | | | | |
| Sub-Order 1.— <i>Books, Publications, and Advertising.</i> | | | | | | |
| Bookseller, Book Canvasser..... | 5 | 1 | 1 | 110 | 100 | 10 |
| Booklender, Librarian | 5 | 1 | 2 | 8 | 7 | 1 |
| Advertising Agent, Billsticker, Bill Distributor | 5 | 1 | 3 | 2 | 2 | ... |
| News Agent, Newspaper Seller | 5 | 1 | 4 | 5 | 4 | 1 |
| Others | 5 | 1 | 5 | 2 | 2 | ... |
| Sub-Order 2.— <i>Musical Instruments.</i> | | | | | | |
| Musical Instrument Dealer | 5 | 2 | 1 | 1 | 1 | ... |
| Sub-Order 4.— <i>Ornaments, Minor Art Products, and Small Wares.</i> | | | | | | |
| Fancy Goods Dealer | 5 | 4 | 4 | 29 | 14 | 15 |
| Toys and Minor Art Products Dealer | 5 | 4 | 6 | 1 | ... | 1 |
| Others | 5 | 4 | 7 | 1 | 1 | ... |
| Sub-Order 10.— <i>Machines, Tools, and Implements.</i> | | | | | | |
| Sewing Machines Dealer | 5 | 10 | 2 | 5 | 5 | ... |
| Sub-Order 12.— <i>Harness, Saddlery, and Leatherware.</i> | | | | | | |
| Leatherware Dealer | 5 | 12 | 3 | 4 | 4 | ... |
| Sub-Order 13.— <i>Ships, Boats, and Marine Stores.</i> | | | | | | |
| Other Marine Stores Dealer, Ship Chandler | 5 | 13 | 3 | 7 | 6 | 1 |
| Sub-Order 14.— <i>Buildings, Materials, and House-fittings.</i> | | | | | | |
| Oil and Colorman, Paperhangings, Wall-paper Seller | 5 | 14 | 3 | 1 | 1 | ... |
| Timber Merchant | 5 | 14 | 4 | 71 | 71 | ... |
| Sub-Order 15.— <i>Furniture.</i> | | | | | | |
| Furniture Dealer, Hirer | 5 | 15 | 1 | 28 | 22 | 6 |
| Sub-Order 17.— <i>Paper, Papermakers' Materials.</i> | | | | | | |
| Rag, Waste Paper Dealer..... | 5 | 17 | 3 | 1 | ... | 1 |
| ORDER 6.—PERSONS ENGAGED IN THE SALE, HIRE, OR EXCHANGE OF TEXTILE FABRICS AND DRESS, AND OF FIBROUS MATERIALS. | | | | | | |
| Sub-Order 1.— <i>Textile Fabrics.</i> | | | | | | |
| Draper, Linen, Woollen Draper, &c. | 6 | 1 | 2 | 537 | 480 | 107 |

Occupation, together with Occupations of Males of all Ages in each Electoral District—*continued*.

Males—Electoral Districts.

| Hobart. | Launceston. | Wellington. | West Devon. | East Devon. | Deloraine. | Cressy. | Westbury. | George Town. | Ringarooma. | Selby. | Longford. | Evandale. | Fingal. | Cumberland. | Oatlands. | Campbell Town. | Glamorgan. | Richmond. | Brighton. | New Norfolk. | Kingborough. | Franklin. | Glenorchy. | Sorell. |
|---------|-------------|-------------|-------------|-------------|------------|---------|-----------|--------------|-------------|--------|-----------|-----------|---------|-------------|-----------|----------------|------------|-----------|-----------|--------------|--------------|-----------|------------|---------|
| 5 | 7 | 6 | 3 | 7 | 1 | ... | 1 | 1 | 4 | 1 | 1 | ... | 2 | 3 | 2 | 1 | ... | ... | ... | 1 | 3 | ... | 2 | ... |
| 39 | 47 | 7 | 7 | 12 | 2 | 1 | 1 | ... | 1 | 7 | 3 | ... | 3 | 9 | 2 | 1 | ... | ... | ... | 1 | 7 | ... | 13 | 1 |
| 2 | 6 | ... | ... | ... | ... | ... | ... | ... | ... | ... | ... | ... | ... | ... | ... | ... | ... | ... | ... | ... | ... | ... | ... | ... |
| 85 | 35 | 3 | 2 | 1 | ... | ... | ... | ... | ... | 4 | ... | 1 | 2 | 32 | 3 | ... | ... | ... | 1 | ... | 10 | ... | 12 | 1 |
| 93 | 76 | 6 | 7 | 7 | ... | 1 | 5 | 3 | ... | 7 | 10 | 5 | 5 | 4 | 2 | 2 | 1 | 3 | 2 | 2 | 32 | ... | 33 | 4 |
| 3 | ... | ... | ... | ... | ... | ... | ... | ... | ... | ... | ... | ... | ... | ... | ... | ... | ... | ... | ... | ... | ... | ... | ... | ... |
| 30 | 31 | 3 | ... | 1 | ... | ... | 1 | ... | ... | 3 | 2 | 1 | ... | 4 | ... | ... | ... | ... | ... | ... | 5 | ... | 7 | ... |
| 27 | 11 | 1 | 1 | 4 | ... | ... | ... | ... | 4 | ... | ... | 1 | 1 | 3 | ... | ... | ... | ... | 1 | ... | 1 | ... | 5 | 4 |
| ... | 1 | ... | ... | ... | ... | ... | ... | ... | ... | ... | ... | ... | ... | ... | ... | ... | ... | ... | ... | ... | ... | ... | ... | ... |
| 12 | 4 | 3 | 7 | 7 | 1 | 1 | 2 | 2 | 3 | ... | 1 | 8 | 2 | 1 | 4 | 2 | ... | ... | 3 | 5 | 11 | 3 | 2 | 6 |
| 7 | 4 | ... | ... | ... | ... | ... | ... | ... | ... | ... | ... | ... | ... | ... | ... | ... | ... | ... | ... | ... | ... | ... | ... | ... |
| 54 | 38 | 2 | 2 | 9 | 1 | ... | 1 | ... | ... | 6 | 4 | 3 | 2 | 2 | ... | 3 | ... | 2 | 1 | ... | 4 | 2 | 8 | 2 |
| 5 | 3 | ... | 1 | ... | ... | ... | ... | ... | 1 | 1 | ... | ... | ... | 1 | 1 | ... | ... | ... | ... | ... | 1 | 1 | 1 | ... |
| 1 | ... | ... | ... | ... | ... | ... | ... | ... | ... | 1 | ... | ... | ... | ... | ... | ... | ... | ... | ... | ... | ... | ... | ... | ... |
| 35 | 35 | ... | 2 | 6 | 1 | ... | ... | ... | 1 | 2 | 1 | ... | ... | 5 | 1 | 1 | ... | ... | ... | ... | 2 | ... | 7 | 1 |
| ... | 2 | ... | ... | ... | ... | ... | ... | ... | ... | ... | ... | ... | ... | ... | ... | 1 | ... | ... | ... | 1 | 2 | ... | 1 | ... |
| 1 | ... | ... | ... | ... | ... | ... | ... | ... | ... | ... | 1 | ... | ... | ... | ... | ... | ... | ... | ... | ... | ... | ... | 1 | ... |
| 1 | 2 | ... | ... | ... | ... | ... | ... | ... | ... | ... | ... | ... | ... | ... | ... | ... | ... | ... | ... | ... | ... | ... | ... | ... |
| 1 | ... | ... | ... | ... | ... | ... | ... | ... | ... | ... | ... | ... | ... | ... | ... | ... | ... | ... | ... | ... | ... | ... | ... | ... |
| 7 | 6 | ... | ... | 1 | ... | ... | ... | ... | ... | ... | ... | ... | ... | ... | ... | ... | ... | ... | ... | ... | ... | ... | ... | ... |
| 1 | ... | ... | ... | ... | ... | ... | ... | ... | ... | ... | ... | ... | ... | ... | ... | ... | ... | ... | ... | ... | ... | ... | ... | ... |
| 2 | 2 | ... | ... | 1 | ... | ... | ... | ... | ... | ... | ... | ... | ... | ... | ... | ... | ... | ... | ... | ... | ... | ... | ... | ... |
| 3 | ... | ... | 1 | ... | ... | ... | ... | ... | ... | ... | ... | ... | ... | ... | ... | ... | ... | ... | ... | ... | ... | ... | ... | ... |
| 3 | 3 | ... | ... | ... | ... | ... | ... | ... | ... | ... | ... | ... | ... | ... | ... | ... | ... | ... | ... | ... | ... | ... | ... | ... |
| ... | 1 | ... | ... | ... | ... | ... | ... | ... | ... | ... | ... | ... | ... | ... | ... | ... | ... | ... | ... | ... | ... | ... | ... | ... |
| 36 | 24 | 1 | ... | 1 | ... | ... | ... | ... | ... | 1 | 2 | ... | ... | 2 | ... | ... | ... | ... | ... | ... | ... | ... | 4 | ... |
| 8 | 9 | ... | ... | ... | ... | ... | ... | ... | ... | ... | ... | ... | ... | 4 | ... | ... | ... | ... | ... | ... | ... | ... | 1 | ... |
| ... | ... | ... | ... | ... | ... | ... | ... | ... | ... | ... | ... | ... | ... | ... | ... | ... | ... | ... | ... | ... | ... | ... | ... | ... |
| 148 | 147 | 12 | 7 | 19 | 5 | ... | 4 | 4 | 1 | 9 | 7 | 4 | 1 | 8 | 3 | 6 | ... | 1 | ... | 3 | 7 | 1 | 30 | 3 |

TABLE XIX.—Showing the Number of Persons, Males, and Females in classified order of

| Occupations. | Classification. | | | Persons. | | |
|---|-----------------|------------|--------|----------|--------|----------|
| | Order. | Sub-Order. | Group. | Persons. | Males. | Females. |
| CLASS III.— <i>continued.</i> | | | | | | |
| Sub-Order 2.— <i>Dress.</i> | | | | | | |
| Clothes Dealer, Outfitter, Slop-seller..... | 6 | 2 | 1 | 8 | 8 | ... |
| Hosier, Hatter, Haberdasher, Glover | 6 | 2 | 2 | 3 | 3 | ... |
| Shoe, Boot-dealer | 6 | 2 | 3 | 36 | 26 | 10 |
| Second-hand Clothes Dealer | 6 | 2 | 6 | 2 | ... | 2 |
| ORDER 7.—PERSONS ENGAGED IN DEALING IN FOOD, DRINKS, NARCOTICS, AND STIMULANTS. | | | | | | |
| Sub-Order 1.— <i>Animal Food.</i> | | | | | | |
| Milkseller | 7 | 1 | 1 | 70 | 64 | 6 |
| Butcher, Meatsalesman..... | 7 | 1 | 3 | 512 | 483 | 29 |
| Provision Dealer | 7 | 1 | 4 | 22 | 21 | 1 |
| Poulterer, Game Dealer | 7 | 1 | 5 | 4 | 3 | 1 |
| Fishmonger, Fish-hawker, Oyster, Shell-fish Dealer | 7 | 1 | 6 | 54 | 46 | 8 |
| Sub-Order 2.— <i>Vegetable Food.</i> | | | | | | |
| Corn, Flour, Meal Merchant, Dealer | 7 | 2 | 1 | 14 | 14 | ... |
| Confectionery, Pastry Dealer | 7 | 2 | 3 | 5 | ... | 5 |
| Green Grocer, Potato Dealer, Fruiterer | 7 | 2 | 4 | 122 | 90 | 32 |
| Sub-Order 3.— <i>Drinks, Narcotics, and Stimulants.</i> | | | | | | |
| Wine, Spirits, Ale Merchant, Salesman, Australian Wine Seller | 7 | 3 | 1 | 89 | 50 | 39 |
| Grocer, Tea Dealer..... | 7 | 3 | 4 | 353 | 288 | 65 |
| Tobacconist..... | 7 | 3 | 5 | 32 | 32 | ... |
| ORDER 8.—PERSONS ENGAGED IN DEALING IN AND TREATING ANIMALS, AND DEALING IN ANIMAL AND VEGETABLE SUBSTANCES, EXCLUDING DEALERS IN FOOD. | | | | | | |
| Sub-Order 1.— <i>Living Animals.</i> | | | | | | |
| Live Stock Dealer | 8 | 1 | 1 | 12 | 12 | ... |
| Animal Trainer, Horsebreaker | 8 | 1 | 2 | 38 | 38 | ... |
| Others | 8 | 1 | 3 | 1 | 1 | ... |
| Sub-Order 2.— <i>Manures and Animal Waste Products.</i> | | | | | | |
| Manure, Guano Dealer | 8 | 2 | 1 | 4 | 4 | ... |
| Sub-Order 3.— <i>Leather, Raw Materials, and Manufactures.</i> | | | | | | |
| Hide, Skin Dealer..... | 8 | 3 | 1 | 6 | 6 | ... |
| Sub-Order 4.— <i>Other Animal Matters.</i> | | | | | | |
| Wool Broker, Dealer..... | 8 | 4 | 1 | 2 | 2 | ... |
| Others | 8 | 4 | 4 | 7 | 7 | ... |
| Sub-Order 5.— <i>Seeds, Plants, Flowers, Vegetable Products for Fodder and Gardening Purposes.</i> | | | | | | |
| Seed Merchant | 8 | 5 | 1 | 2 | 2 | ... |
| Florists, Flower Sellers | 8 | 5 | 2 | 6 | 6 | ... |
| Hay and Corn Dealer | 8 | 5 | 3 | 21 | 21 | ... |
| Sub-Order 6.— <i>Other Vegetable Matters not included elsewhere.</i> | | | | | | |
| Bark Dealer | 8 | 6 | 1 | 25 | 25 | ... |
| ORDER 9.—PERSONS ENGAGED IN DEALING IN MINERALS MAINLY USED FOR FUEL AND LIGHT. | | | | | | |
| Sub-Order 1.— <i>Coal and other Substances mainly used for Fuel and Light.</i> | | | | | | |
| Coal, Coke Dealer | 9 | 1 | 1 | 5 | 5 | ... |
| Firewood Dealer..... | 9 | 1 | 3 | 191 | 190 | 1 |
| ORDER 10.—PERSONS ENGAGED IN DEALING IN MINERALS OTHER THAN FOR FUEL. | | | | | | |
| Sub-Order 1.— <i>Stone, Clay, Earthenware, Glass, and Minerals not otherwise classed.</i> | | | | | | |
| Lime Dealer | 10 | 1 | 2 | 3 | 3 | ... |
| Glass, Glassware Dealer | 10 | 1 | 6 | 1 | ... | 1 |
| Chinaware, Crockeryware Dealer | 10 | 1 | 7 | 13 | 5 | 8 |
| Sub-Order 3.— <i>Metals, other than Gold and Silver.</i> | | | | | | |
| Iron Bar, Plate, Rod, Wire Dealer | 10 | 3 | 5 | 2 | 2 | ... |
| Ironmonger, Hardware Dealer | 10 | 3 | 6 | 148 | 144 | 4 |
| Others..... | 10 | 3 | 7 | 1 | 1 | ... |

TABLE XIX.—Showing the Number of Persons, Males, and Females in classified order of

| Occupations. | Classification. | | | Persons. | | |
|--|-----------------|------------|--------|----------|--------|----------|
| | Order. | Sub-Order. | Group. | Persons. | Males. | Females. |
| CLASS III.— <i>continued.</i> | | | | | | |
| ORDER 11.—PERSONS ENGAGED AS GENERAL DEALERS, SPECULATORS ON CHANCE EVENTS, OR IN UNDEFINED MERCANTILE PURSUITS. | | | | | | |
| Sub-Order 1.— <i>General Dealers (undefined).</i> | | | | | | |
| Merchant | 11 | 1 | 1 | 324 | 324 | ... |
| Shopkeeper, Storekeeper | 11 | 1 | 2 | 976 | 757 | 219 |
| General Dealer | 11 | 1 | 3 | 94 | 79 | 15 |
| Hawker, Pedlar | 11 | 1 | 4 | 111 | 100 | 11 |
| Broker | 11 | 1 | 5 | 39 | 39 | ... |
| Commission Agent | 11 | 1 | 6 | 108 | 108 | ... |
| Sub-Order 2.— <i>Speculators on Chance Events.</i> | | | | | | |
| Lottery Keeper, Ticket Seller | 11 | 2 | 1 | 7 | 7 | ... |
| Sub-Order 3.— <i>Other Mercantile Persons undefined.</i> | | | | | | |
| Clerk, Cashier, Accountant, Commercial, or undefined | 11 | 3 | 2 | 247 | 242 | 5 |
| Commercial Traveller, Salesman, Saleswoman | 11 | 3 | 3 | 116 | 98 | 18 |
| Others | 11 | 3 | 4 | 10 | 8 | 2 |
| SUB-CLASS C.—STORAGE. | | | | | | |
| ORDER 12.—PERSONS ENGAGED IN STORAGE. | | | | | | |
| Sub-Order 1.— <i>Storage.</i> | | | | | | |
| Storekeeper, Clerk, connected with Free or Bonded Stores (not Shopkeeper) | 12 | 1 | 1 | 1 | ... | ... |
| Others connected with Storage (not Dealers) | 12 | 1 | 3 | 3 | ... | ... |
| SUB-CLASS D.—TRANSPORT AND COMMUNICATION. | | | | | | |
| ORDER 13.—PERSONS ENGAGED IN THE TRANSPORT OF PASSENGERS, GOODS, OR COMMUNICATIONS. | | | | | | |
| Sub-Order 1.— <i>On Railways (not Railway Construction) or Steam Tramways.</i> | | | | | | |
| Railway or Tramway Manager, Officer, Station Master, Clerk, or Agent | 13 | 1 | 1 | 154 | 154 | ... |
| Railway or Tramway Engine Driver, Stoker, Cleaner | 13 | 1 | 2 | 90 | 90 | ... |
| Railway or Tramway Guard, Porter, Pointsman, Signaller, Shunter | 13 | 1 | 3 | 128 | 127 | 1 |
| Railway or Tramway Ganger or Fitter | 13 | 1 | 4 | 211 | 211 | ... |
| Others | 13 | 1 | 5 | 103 | 82 | 21 |
| Sub-Order 2.— <i>On Roads.</i> | | | | | | |
| Coach, Omnibus, Cab Proprietor, Agent | 13 | 2 | 1 | 91 | 89 | 2 |
| " " " " Driver, Conductor, Servant | 13 | 2 | 2 | 154 | 154 | ... |
| Drayman, Carrier, Carter | 13 | 2 | 3 | 187 | 187 | ... |
| Livery Stable Keeper, Horse Letter | 13 | 2 | 4 | 24 | 22 | 2 |
| Horse Tramway Owner, Officer | 13 | 2 | 5 | 1 | 1 | ... |
| Others | 13 | 2 | 7 | 3 | 3 | ... |
| Sub-Order 3.— <i>On Seas, Rivers, and Canals.</i> | | | | | | |
| Harbour, Pier Service Officer | 13 | 3 | 1 | 10 | 10 | ... |
| Pilot | 13 | 3 | 2 | 8 | 8 | ... |
| Lighthouse Keeper | 13 | 3 | 3 | 40 | 40 | ... |
| Shipowner, Agent, Manager | 13 | 3 | 4 | 35 | 35 | ... |
| Shipmaster, Officer, Seaman (Merchant Service) | 13 | 3 | 5 | 701 | 701 | ... |
| Engineer, Stoker, Coal Trimmer of Steamer (Merchant Service) | 13 | 3 | 6 | 203 | 203 | ... |
| Ship Servant, Steward, Stewardess | 13 | 3 | 7 | 197 | 186 | 11 |
| Bargeman, Lighterman | 13 | 3 | 9 | 15 | 15 | ... |
| Stevedore, Lumper | 13 | 3 | 10 | 321 | 321 | ... |
| Waterman, Boatman, Boat Proprietor, Agent | 13 | 3 | 11 | 40 | 40 | ... |
| Others | 13 | 3 | 12 | 2 | 2 | ... |
| Sub-Order 4.— <i>On Postal Service.</i> | | | | | | |
| Postal Officer, Postmaster, Postmistress, Clerk, Sorter | 13 | 4 | 1 | 147 | 36 | 111 |
| Letter Carrier | 13 | 4 | 2 | 34 | 34 | ... |
| Mail Contractor | 13 | 4 | 3 | 19 | 17 | 2 |
| Mailman, Mail Guard | 13 | 4 | 4 | 40 | 40 | ... |
| Sub-Order 5.— <i>On Telegraph and Telephone Service.</i> | | | | | | |
| Telegraph Officer, Station Master, Station Mistress, Operator, Clerk | 13 | 5 | 1 | 130 | 78 | 52 |
| Electrician, Lineman | 13 | 5 | 2 | 18 | 18 | ... |
| Telephone Officer | 13 | 5 | 3 | 10 | 3 | 7 |
| Messenger | 13 | 5 | 4 | 34 | 34 | ... |
| Others | 13 | 5 | 5 | 1 | 1 | ... |
| Sub-Order 6.— <i>Delivery of Documents, Parcels, and Messages.</i> | | | | | | |
| Messenger and Porter | 13 | 6 | 1 | 60 | 59 | 1 |
| Errand Boy, Girl | 13 | 6 | 2 | 56 | 56 | ... |

Occupation, together with Occupations of Males of all Ages in each Electoral District.—*continued.*

Males.—Electoral Districts.

| Hobart. | Launceston. | Wellington. | West Devon. | East Devon. | Deloraine. | Cressy. | Westbury. | George Town. | Ringarooma. | Selby. | Longford. | Evandale. | Fingal. | Cumberland. | Oatlands. | Campbell Town. | Glamorgan. | Richmond. | Brighton. | New Norfolk. | Kingborough. | Franklin. | Glenorchy. | Sorell. |
|---------|-------------|-------------|-------------|-------------|------------|---------|-----------|--------------|-------------|--------|-----------|-----------|---------|-------------|-----------|----------------|------------|-----------|-----------|--------------|--------------|-----------|------------|---------|
| 123 | 124 | 5 | 7 | 11 | 3 | ... | 1 | ... | 1 | 11 | 1 | 3 | 2 | 5 | 1 | ... | ... | ... | ... | 1 | 9 | ... | 16 | ... |
| 87 | 76 | 62 | 27 | 42 | 21 | 10 | 14 | 25 | 57 | 13 | 16 | 14 | 49 | 66 | 17 | 15 | 5 | 15 | 12 | 26 | 38 | 18 | 10 | 22 |
| 27 | 23 | ... | 1 | 3 | 1 | 1 | 3 | ... | ... | 3 | 3 | 2 | 1 | 2 | 1 | 4 | ... | ... | ... | ... | ... | ... | 4 | ... |
| 32 | 25 | 4 | 4 | 1 | ... | ... | 1 | 2 | 3 | ... | 5 | 2 | 2 | 8 | 2 | 3 | ... | ... | 1 | 1 | ... | 1 | 1 | 2 |
| 8 | 20 | ... | ... | 2 | ... | ... | ... | 2 | ... | 2 | 1 | ... | ... | 1 | ... | ... | ... | ... | ... | ... | 1 | ... | 1 | 1 |
| 24 | 40 | 1 | 5 | 9 | ... | ... | ... | 3 | 4 | ... | ... | 2 | ... | 13 | ... | ... | ... | ... | ... | ... | ... | ... | 2 | 5 |
| ... | ... | ... | ... | ... | ... | ... | ... | ... | 7 | ... | ... | ... | ... | ... | ... | ... | ... | ... | ... | ... | ... | ... | ... | ... |
| 88 | 48 | 3 | 3 | 7 | 2 | 1 | 1 | 1 | 3 | 6 | 1 | 5 | 5 | 21 | 1 | 1 | 2 | 1 | ... | ... | 19 | 1 | 18 | 4 |
| 19 | 49 | 4 | 1 | 5 | 2 | ... | 1 | 1 | 1 | ... | 2 | 3 | ... | 3 | ... | ... | ... | 1 | ... | ... | 4 | ... | 1 | 1 |
| ... | 4 | ... | 1 | ... | 1 | ... | ... | ... | ... | ... | ... | ... | ... | 1 | ... | ... | ... | ... | ... | ... | 1 | ... | ... | ... |
| ... | ... | ... | ... | ... | ... | ... | ... | ... | ... | ... | ... | ... | ... | ... | ... | ... | ... | ... | ... | ... | ... | ... | 1 | ... |
| 1 | 2 | ... | ... | ... | ... | ... | ... | ... | ... | ... | ... | ... | ... | ... | ... | ... | ... | ... | ... | ... | ... | ... | ... | ... |
| ... | ... | ... | ... | ... | ... | ... | ... | ... | ... | ... | ... | ... | ... | ... | ... | ... | ... | ... | ... | ... | ... | ... | ... | ... |
| 21 | 31 | 5 | 5 | 4 | 6 | ... | 4 | 1 | 2 | 8 | 4 | 6 | 6 | 5 | 4 | 6 | ... | 9 | 9 | 5 | ... | 3 | 10 | ... |
| 24 | 52 | 2 | 1 | ... | 1 | ... | ... | ... | 1 | ... | ... | ... | 1 | ... | 2 | 2 | ... | ... | 2 | 2 | ... | ... | ... | ... |
| 22 | 30 | 5 | 5 | 7 | 4 | 1 | 3 | ... | 3 | 1 | 3 | 3 | 4 | 1 | 6 | 6 | ... | 1 | 6 | 8 | ... | ... | 8 | ... |
| 5 | 12 | 10 | 7 | 9 | 18 | 1 | 10 | 1 | 10 | 20 | 4 | 9 | 29 | 23 | 5 | 12 | ... | 4 | 8 | 4 | ... | ... | 6 | 4 |
| 42 | 38 | ... | ... | ... | ... | ... | ... | ... | ... | ... | ... | ... | 1 | ... | ... | ... | ... | ... | ... | ... | ... | ... | 1 | ... |
| 36 | 26 | 1 | ... | 2 | 2 | 1 | ... | ... | 2 | 3 | 1 | ... | 3 | 1 | ... | 1 | ... | 1 | 2 | 1 | 2 | ... | 3 | 1 |
| 57 | 54 | 3 | 1 | 1 | ... | ... | 1 | 3 | 5 | 2 | 1 | 2 | 2 | 1 | ... | ... | 2 | ... | 1 | 1 | 5 | 3 | 5 | 3 |
| 74 | 20 | 6 | 5 | 3 | ... | 4 | 2 | 3 | 11 | 1 | 9 | 2 | 5 | 18 | ... | 1 | 3 | 2 | 8 | ... | 6 | 2 | 1 | 1 |
| 5 | 5 | 1 | 5 | 3 | ... | ... | ... | ... | ... | ... | ... | ... | ... | 2 | ... | 1 | ... | ... | ... | ... | ... | ... | ... | ... |
| ... | ... | ... | ... | ... | ... | ... | 1 | ... | ... | ... | ... | ... | ... | ... | ... | ... | ... | ... | ... | ... | ... | ... | ... | ... |
| 1 | ... | ... | ... | ... | ... | ... | ... | ... | ... | ... | ... | ... | ... | 2 | ... | ... | ... | ... | ... | ... | ... | ... | ... | ... |
| ... | ... | ... | ... | ... | ... | ... | ... | ... | ... | ... | ... | ... | ... | ... | ... | ... | ... | ... | ... | ... | ... | ... | ... | ... |
| 2 | 1 | 1 | 1 | 1 | ... | ... | ... | ... | ... | 2 | ... | ... | ... | 1 | ... | ... | ... | ... | ... | ... | 1 | ... | ... | ... |
| ... | 1 | 1 | ... | ... | ... | ... | ... | 4 | ... | ... | ... | ... | ... | ... | ... | ... | ... | ... | ... | ... | 2 | ... | ... | ... |
| ... | ... | 13 | ... | 3 | ... | ... | ... | 7 | 11 | ... | ... | ... | ... | ... | ... | ... | ... | ... | ... | ... | 2 | 1 | ... | 3 |
| 8 | 3 | 1 | ... | 6 | ... | ... | ... | 1 | 1 | ... | 1 | 1 | ... | 8 | ... | ... | ... | ... | ... | ... | 3 | ... | ... | 2 |
| 336 | 83 | 31 | 16 | 29 | ... | ... | 1 | 21 | 5 | 7 | 1 | 1 | 6 | 20 | ... | 1 | 2 | ... | 2 | 3 | 68 | 42 | 4 | 22 |
| 130 | 42 | 2 | ... | 5 | ... | ... | ... | 4 | 1 | 3 | ... | ... | 2 | 8 | ... | ... | ... | ... | ... | ... | 1 | 5 | ... | ... |
| 135 | 21 | 1 | 1 | 4 | ... | ... | ... | 5 | ... | ... | ... | ... | 1 | 6 | ... | ... | ... | ... | ... | ... | 3 | 7 | 2 | ... |
| 5 | ... | ... | ... | 1 | ... | ... | ... | ... | ... | ... | ... | ... | ... | 1 | ... | ... | ... | ... | 1 | ... | 2 | ... | ... | 5 |
| 156 | 78 | 9 | 2 | 21 | ... | ... | ... | 1 | ... | 2 | ... | ... | ... | 43 | ... | ... | ... | ... | ... | 1 | 7 | ... | 1 | ... |
| 8 | 6 | 1 | ... | 2 | ... | ... | ... | 6 | 1 | ... | ... | ... | 1 | 4 | ... | 1 | 1 | ... | ... | ... | ... | ... | 4 | 5 |
| ... | ... | ... | ... | ... | ... | ... | ... | ... | ... | 2 | ... | ... | ... | ... | ... | ... | ... | ... | ... | ... | ... | ... | ... | ... |
| ... | ... | ... | ... | ... | ... | ... | ... | ... | ... | ... | ... | ... | ... | ... | ... | ... | ... | ... | ... | ... | ... | ... | ... | ... |
| 2 | 1 | 2 | ... | 2 | 1 | ... | 1 | ... | 1 | 4 | 2 | ... | 1 | 5 | 1 | ... | 1 | ... | 3 | 2 | 1 | ... | 3 | 3 |
| 15 | 13 | ... | ... | ... | ... | ... | ... | ... | ... | ... | 1 | ... | ... | 1 | ... | ... | ... | ... | ... | ... | 2 | 1 | ... | ... |
| ... | ... | 1 | ... | ... | 2 | ... | 2 | ... | ... | 1 | 1 | 1 | 2 | 1 | 1 | ... | ... | 1 | ... | ... | 2 | ... | ... | 2 |
| ... | 1 | 4 | 1 | ... | 2 | 1 | ... | 2 | 1 | 1 | 2 | 1 | 3 | 4 | 3 | 2 | 2 | 1 | ... | 3 | 2 | 3 | ... | 1 |
| 12 | 22 | 3 | ... | ... | ... | ... | ... | 16 | ... | 1 | 1 | 1 | ... | 11 | ... | ... | 1 | 1 | 2 | ... | 3 | ... | 3 | 1 |
| 1 | 3 | 4 | ... | ... | ... | ... | ... | ... | 1 | 4 | ... | ... | 3 | 1 | ... | ... | ... | ... | ... | ... | ... | ... | ... | ... |
| 2 | 1 | ... | ... | ... | ... | ... | ... | ... | ... | ... | ... | ... | ... | ... | ... | ... | ... | ... | ... | ... | ... | ... | ... | ... |
| 15 | 11 | ... | ... | 1 | ... | ... | ... | 1 | ... | 1 | 1 | ... | ... | 3 | ... | ... | ... | ... | ... | ... | 1 | ... | ... | ... |
| 1 | ... | ... | ... | ... | ... | ... | ... | ... | ... | ... | ... | ... | ... | ... | ... | ... | ... | ... | ... | ... | ... | ... | ... | ... |
| 43 | 13 | ... | ... | ... | ... | ... | ... | 1 | ... | ... | ... | ... | 1 | ... | ... | ... | ... | ... | ... | ... | ... | ... | 1 | ... |
| 25 | 18 | ... | ... | 1 | 2 | ... | ... | ... | ... | 1 | ... | 1 | ... | 2 | ... | ... | ... | ... | ... | 2 | ... | ... | 4 | ... |

TABLE XIX.—Showing the Number of Persons, Males, and Females in classified order of

| Occupation. | Classification. | | | Persons. | | |
|--|-----------------|------------|--------|----------|--------|----------|
| | Order. | Sub-Order. | Group. | Persons. | Males. | Females. |
| CLASS IV.—INDUSTRIAL. | | | | | | |
| ORDER 14.—PERSONS ENGAGED IN CONNECTION WITH THE MANUFACTURE OR IN OTHER PROCESS RELATING TO ART AND MECHANIC PRODUCTIONS IN WHICH MATERIALS OF VARIOUS KINDS ARE EMPLOYED IN COMBINATION. | | | | | | |
| Sub-Order 1.— <i>Books and Publications.</i> | | | | | | |
| Publisher, Newspaper Proprietor | 14 | 1 | 1 | 27 | 26 | 1 |
| Printer, Printing Office Manager | 14 | 1 | 2 | 74 | 74 | ... |
| Compositor | 14 | 1 | 3 | 177 | 177 | ... |
| Others employed in Printing | 14 | 1 | 4 | 125 | 125 | ... |
| Bookbinder, Machine Ruler | 14 | 1 | 5 | 61 | 40 | 21 |
| Sub-Order 2.— <i>Musical Instruments.</i> | | | | | | |
| Musical Instrument-maker | 14 | 2 | 1 | 6 | 6 | ... |
| Musical Instrument Tuner, Repairer | 14 | 2 | 2 | 9 | 9 | ... |
| Sub-Order 3.— <i>Prints, Pictures, and Art Materials.</i> | | | | | | |
| Lithographer, Lithographic, Zincographic Printer | 14 | 3 | 1 | 17 | 17 | ... |
| Picture Frame Maker, Picture Restorer, Cleaner | 14 | 3 | 2 | 3 | 3 | ... |
| Others | 14 | 3 | 4 | 8 | 8 | ... |
| Sub-Order 4.— <i>Ornaments, Minor Art Products, and Small Wares.</i> | | | | | | |
| Carver in Wood, Stone, Bone, Ivory, or other Materials (Sculptor excepted) | 14 | 4 | 1 | 10 | 9 | 1 |
| Modeller, Image Maker | 14 | 4 | 2 | 1 | 1 | ... |
| Basket and Wickerware Maker | 14 | 4 | 5 | 22 | 22 | ... |
| Others | 14 | 4 | 7 | 1 | ... | 1 |
| Sub-Order 6.— <i>Designs, Medals, Type, and Dies.</i> | | | | | | |
| Pattern Designer, Maker | 14 | 6 | 3 | 9 | 9 | ... |
| Sub-Order 7.— <i>Watches, Clocks, and Scientific Instruments.</i> | | | | | | |
| Chronometer, Watch, Clock Maker | 14 | 7 | 1 | 109 | 107 | 2 |
| Optician | 14 | 7 | 3 | 2 | 2 | ... |
| Sub-Order 9.— <i>Arms and Explosives.</i> | | | | | | |
| Armourer, Gunsmith | 14 | 9 | 1 | 5 | 5 | ... |
| Shot Maker | 14 | 9 | 5 | 1 | 1 | ... |
| Sub-Order 10.— <i>Machines, Tools, and Implements.</i> | | | | | | |
| Engine Maker | 14 | 10 | 1 | 1 | 1 | ... |
| Millwright | 14 | 10 | 2 | 4 | 4 | ... |
| Agricultural Machinery and Implement Maker | 14 | 10 | 3 | 1 | 1 | ... |
| Cutlery, Tool Maker | 14 | 10 | 5 | 1 | 1 | ... |
| Gas, Water, Meter Maker | 14 | 10 | 6 | 1 | 1 | ... |
| Others | 14 | 10 | 8 | 5 | 5 | ... |
| Sub-Order 11.— <i>Carriages and Vehicles.</i> | | | | | | |
| Railway Carriage, Wagon, Trolley Builder, Maker | 14 | 11 | 1 | 15 | 15 | ... |
| Road Carriage, Wagon, Cart, Vehicle, Barrow Builder, Maker | 14 | 11 | 2 | 156 | 156 | ... |
| Wheelwright | 14 | 11 | 4 | 130 | 130 | ... |
| Sub-Order 12.— <i>Harness, Saddlery, Leather, and Leatherware.</i> | | | | | | |
| Saddlery and Harness Maker | 14 | 12 | 1 | 102 | 102 | ... |
| Leather Belt, Whip, Satchel Maker | 14 | 12 | 2 | 3 | 3 | ... |
| Leather Cutter, Designer | 14 | 12 | 3 | 3 | 2 | 1 |
| Portmanteau Maker | 14 | 12 | 4 | 2 | 2 | ... |
| Leather Tanner, Currier, Manufacturer | 14 | 12 | 5 | 120 | 120 | ... |
| Sub-Order 13.— <i>Ships, Boats, and their Equipment.</i> | | | | | | |
| Shipwright, Boat Builder, Designer, Worker | 14 | 13 | 1 | 98 | 98 | ... |
| Ship-rigger | 14 | 13 | 2 | 3 | 3 | ... |
| Sub-Order 14.— <i>Furniture.</i> | | | | | | |
| Furniture Maker, Cabinetmaker | 14 | 14 | 1 | 201 | 198 | 3 |
| Bed, Bed Mattrass, Hammock Maker, Upholsterer | 14 | 14 | 2 | 36 | 31 | 5 |
| Undertaker, Coffin Maker | 14 | 14 | 3 | 8 | 7 | 1 |
| Others | 14 | 14 | 4 | 5 | 5 | ... |
| Sub-Order 15.— <i>Chemicals and By-Products.</i> | | | | | | |
| Ink, Blacking Maker | 14 | 15 | 2 | 1 | 1 | ... |
| Chemical Manure Maker | 14 | 15 | 4 | 1 | 1 | ... |

TABLE XIX.—Showing the Number of Persons, Males, and Females in classified order of

| Occupations. | Classification. | | | Persons. | | |
|---|-----------------|------------|--------|----------|--------|----------|
| | Order. | Sub-Order. | Group. | Persons. | Males. | Females. |
| CLASS IV.— <i>continued.</i> | | | | | | |
| ORDER 15.—PERSONS ENGAGED IN CONNECTION WITH THE MANUFACTURE OR IN REPAIRS, CLEANSING, OR IN OTHER PROCESSES RELATING TO TEXTILE FABRICS, DRESS, AND FIBROUS MATERIALS. | | | | | | |
| Sub-Order 1.— <i>Textile Fabrics.</i> | | | | | | |
| Cotton Manufacturer, Spinner, and other Workers (all branches) | 15 | 1 | 1 | 1 | 1 | ... |
| Woollen Manufacturer, Spinner, and other Workers (all branches)..... | 15 | 1 | 2 | 43 | 18 | 25 |
| Dyer, Scourer, Calenderer | 15 | 1 | 4 | 10 | 8 | 2 |
| Others | 15 | 1 | 5 | 5 | 4 | 1 |
| Sub-Order 2.— <i>Dress.</i> | | | | | | |
| Clothing Manufacturer, Tailor, Tailoress, Dressmaker, Sewing Machinist, Cutter, Fitter | 15 | 2 | 1 | 1775 | 279 | 1496 |
| Hatter, Cap, Bonnet Maker | 15 | 2 | 2 | 105 | 10 | 95 |
| Furrier, Rug Maker | 15 | 2 | 5 | 3 | 2 | 1 |
| Boot, Shoe Manufacturer, Maker, Repairer, Cutter, Sewing-Machinist | 15 | 2 | 6 | 834 | 781 | 53 |
| Umbrella, Fan, Parasol Maker, Mender | 15 | 2 | 7 | 3 | 3 | ... |
| Feather Dresser, Glove Cleaner | 15 | 2 | 8 | 3 | ... | 3 |
| Sub-Order 3.— <i>Fibrous Materials.</i> | | | | | | |
| Rope, Cord Maker | 15 | 3 | 2 | 2 | 2 | ... |
| Canvas, Sailcloth Maker | 15 | 3 | 3 | 18 | 18 | ... |
| Tent, Tarpaulin Maker | 15 | 3 | 4 | 1 | 1 | ... |
| ORDER 16.—PERSONS ENGAGED IN CONNECTION WITH THE MANUFACTURE OR IN OTHER PROCESSES RELATING TO FOOD, DRINK, NARCOTICS, AND STIMULANTS. | | | | | | |
| Sub-Order 1.— <i>Animal Food.</i> | | | | | | |
| Slaughter-house Keeper, Slaughterman | 16 | 1 | 1 | 12 | 11 | 1 |
| Sausage Maker, Ham-curer, Meat Preserver | 16 | 1 | 2 | 2 | 2 | ... |
| Fish-curer | 16 | 1 | 3 | 3 | 3 | ... |
| Sub-Order 2.— <i>Vegetable Food.</i> | | | | | | |
| Miller, Meal, Flour Worker | 16 | 2 | 1 | 118 | 118 | ... |
| Baker, Biscuit, Pastry Maker | 16 | 2 | 2 | 378 | 355 | 23 |
| Fruit Preserver, Jam Maker | 16 | 2 | 3 | 82 | 67 | 15 |
| Confectionery Maker | 16 | 2 | 4 | 60 | 39 | 21 |
| Sugar-mill Owner, Refiner | 16 | 2 | 5 | 2 | 2 | ... |
| Sub-Order 3.— <i>Drinks, Narcotics, and Stimulants.</i> | | | | | | |
| Brewer, Bottler, and others engaged in connection with Brewing | 16 | 3 | 1 | 82 | 81 | 1 |
| Maltster | 16 | 3 | 2 | 8 | 8 | ... |
| Distiller and Rectifier of Spirits, Bottler | 16 | 3 | 3 | 1 | 1 | ... |
| Ginger-beer, Soda-water, Mineral-water, Cordial Manufacturer | 16 | 3 | 5 | 63 | 63 | ... |
| Tobacco, Cigar, Cigarette, Snuff Manufacturer | 16 | 3 | 8 | 1 | 1 | ... |
| Spice, Mustard, Pepper Maker | 16 | 3 | 10 | 2 | 2 | ... |
| Pickles, Sauce Maker | 16 | 3 | 11 | 1 | 1 | ... |
| ORDER 17.—PERSONS NOT OTHERWISE CLASSED ENGAGED IN CONNECTION WITH MANUFACTURES OR OTHER PROCESSES CONNECTED WITH ANIMAL AND VEGETABLE SUBSTANCES. | | | | | | |
| Sub-Order 1.— <i>Animal Matters, not otherwise classed.</i> | | | | | | |
| Soap Boiler | 17 | 1 | 1 | 35 | 33 | 2 |
| Tallow Melter, Boiler Down (not Meat Preserver)..... | 17 | 1 | 2 | 1 | 1 | ... |
| Fellmonger | 17 | 1 | 3 | 37 | 37 | ... |
| Bone Manure Dust Manufacturer | 17 | 1 | 4 | 6 | 6 | ... |
| Others | 17 | 1 | 5 | 1 | 1 | ... |
| Sub-Order 2.— <i>Working in Wood.</i> | | | | | | |
| Firewood, Billet Chopper | 17 | 2 | 1 | 7 | 7 | ... |
| Fencer, Hurdle Maker | 17 | 2 | 2 | 102 | 102 | ... |
| Bark Mill Owner, Worker | 17 | 2 | 3 | 45 | 44 | 1 |
| Cooper | 17 | 2 | 4 | 37 | 37 | ... |
| Saw Mill Owner, Sawyer | 17 | 2 | 5 | 487 | 486 | 1 |
| Others | 17 | 2 | 6 | 22 | 19 | 3 |
| Sub-Order 3.— <i>Workers in Vegetable Produce for Fodder.</i> | | | | | | |
| Chaffcutters | 17 | 3 | 1 | 7 | 7 | ... |
| Sub-Order 4.— <i>Paper Manufacturers.</i> | | | | | | |
| Paper Makers, Labourers | 17 | 4 | 1 | 1 | 1 | ... |

TABLE XIX.—Showing the Number of Persons, Males, and Females in classified order of

| Occupation. | Classification. | | | Persons. | | |
|--|-----------------|------------|--------|----------|--------|----------|
| | Order. | Sub-Order. | Group. | Persons. | Males. | Females. |
| CLASS IV.— <i>continued.</i> | | | | | | |
| ORDER 18.—PERSONS ENGAGED IN THE ALTERATION, MODIFICATION, OR MANUFACTURE, OR IN OTHER PROCESSES RELATING TO METALS OR MINERAL MATTERS. | | | | | | |
| Sub-Order 1.— <i>In the conversion of Coal and other Substances to purposes of Heat, Light, or Forms of Energy not otherwise classed.</i> | | | | | | |
| Gas Manufacturer, Officer, Clerk, Workman | 18 | 1 | 1 | 101 | 101 | ... |
| Electric Light or Energy Producer, Officer, Clerk | 18 | 1 | 3 | 1 | 1 | ... |
| Charcoal Burner..... | 18 | 1 | 4 | 5 | 5 | ... |
| Sub-Order 2.— <i>Manufactures and Processes relating to Stone, Clay, Earthenware, Glass, and Minerals, not otherwise classed.</i> | | | | | | |
| Lime Burner | 18 | 2 | 2 | 20 | 20 | ... |
| Brick, Tile Maker..... | 18 | 2 | 4 | 181 | 180 | 1 |
| Pottery Maker | 18 | 2 | 5 | 28 | 28 | ... |
| Glass Manufacturer, Worker | 18 | 2 | 6 | 2 | 2 | ... |
| China, Earthenware Maker, Mender..... | 18 | 2 | 7 | 3 | 3 | ... |
| Asphalt and Pitch Manufacturer..... | 18 | 2 | 8 | 1 | 1 | ... |
| Sub-Order 3.— <i>Gold, Silver, and Precious Stones.</i> | | | | | | |
| Goldsmith, Silversmith, Jeweller | 18 | 3 | 1 | 38 | 38 | ... |
| Lapidary, Precious Stones Worker | 18 | 3 | 2 | 2 | 2 | ... |
| Sub-Order 4.— <i>Metals other than Gold and Silver.</i> | | | | | | |
| Coppersmith Worker | 18 | 4 | 1 | 4 | 4 | ... |
| Tin, Zinc Worker | 18 | 4 | 2 | 94 | 93 | 1 |
| Malleable Iron Manufacturer, Worker, Roller, Smelter, Puddler..... | 18 | 4 | 4 | 21 | 21 | ... |
| Engineer, Fitter, Iron Turner, Boiler Maker | 18 | 4 | 5 | 110 | 110 | ... |
| Cast-iron Founder, Moulder, Worker..... | 18 | 4 | 6 | 97 | 97 | ... |
| Blacksmith, Farrier, Whitesmith | 18 | 4 | 7 | 768 | 768 | ... |
| Brassfounder, Moulder, Worker, Brazier | 18 | 4 | 8 | 9 | 9 | ... |
| Locksmith | 18 | 4 | 9 | 4 | 4 | ... |
| Others | 18 | 4 | 10 | 1 | 1 | ... |
| ORDER 19.—PERSONS ENGAGED IN THE CONSTRUCTION OR REPAIR OF BUILDINGS, ROADS, RAILWAYS, CANALS, DOCKS, EARTHWORKS, &c.; IN THE DISPOSAL OF SILT, DEAD MATTER, OR REFUSE; OR IN OPERATIONS THE NATURE OF WHICH IS UNDEFINED. | | | | | | |
| Sub-Order 1.— <i>Houses and Buildings.</i> | | | | | | |
| Master Builder, Contractor, Measurer, Foreman, Clerk..... | 19 | 1 | 1 | 249 | 249 | ... |
| Mason, Hewer, Hodman, Mason's Labourer..... | 19 | 1 | 2 | 216 | 216 | ... |
| Bricklayer, Bricklayer's Labourer, Hodman | 19 | 1 | 3 | 205 | 205 | ... |
| Carpenter, Joiner, Turner, Carpenter's Labourer | 19 | 1 | 4 | 1490 | 1490 | ... |
| Slater, Shingler, Slater's Labourer..... | 19 | 1 | 5 | 7 | 7 | ... |
| Plasterer, Plasterer's Labourer | 19 | 1 | 6 | 170 | 170 | ... |
| House Painter, Paper-hanger, Glazier | 19 | 1 | 7 | 345 | 345 | ... |
| House Plumber, Bell-hanger | 19 | 1 | 8 | 61 | 61 | ... |
| Sub-Order 2.— <i>Roads, Railways, Earthworks, &c., or Undefined.</i> | | | | | | |
| Road Contractor..... | 19 | 2 | 1 | 368 | 368 | ... |
| Skilled Assistant, Foreman, Inspector, Time-keeper, Clerk | 19 | 2 | 2 | 72 | 72 | ... |
| Engine Driver, Fireman | 19 | 2 | 4 | 42 | 42 | ... |
| Navy, Labourer, Excavator | 19 | 2 | 5 | 1795 | 1795 | ... |
| Stone-breaking Machine Worker, Stone-breaker | 19 | 2 | 6 | 10 | 10 | ... |
| Dredge Worker, Diving-bell Worker | 19 | 2 | 7 | 5 | 5 | ... |
| Drainer, Pavior..... | 19 | 2 | 8 | 3 | 3 | ... |
| Sub-Order 3.— <i>Disposition of Dead Matter or Refuse.</i> | | | | | | |
| Cemetery Keeper, Grave-digger, Labourer..... | 19 | 3 | 1 | 5 | 5 | ... |
| Scavenger, Street Cleaner | 19 | 3 | 2 | 97 | 97 | ... |
| Chimney Sweep | 19 | 3 | 3 | 14 | 14 | ... |
| Nightman, Night-cart Driver | 19 | 3 | 4 | 12 | 12 | ... |
| ORDER 20.—INDUSTRIAL WORKERS IMPERFECTLY DEFINED. | | | | | | |
| Sub-Order 1.— <i>Imperfectly defined.</i> | | | | | | |
| Mechanic, Manufacturer (so defined)..... | 20 | 1 | 1 | 7 | 7 | ... |
| Factory Worker, undefined | 20 | 1 | 2 | 3 | 3 | ... |
| Engineer, Engine Driver, Stoker, undefined..... | 20 | 1 | 3 | 353 | 353 | ... |
| Carter, Wagoner, Horse Driver, undefined | 20 | 1 | 4 | 761 | 761 | ... |
| Labourer, undefined | 20 | 1 | 5 | 2216 | 2216 | ... |
| Others | 20 | 1 | 6 | 50 | 10 | 40 |

Occupation, together with Occupations of Males of all Ages in each Electoral District—*continued*.

Males—Electoral Districts.

| Hobart. | Launceston. | Wellington. | West Devon. | East Devon. | Deloraine. | Cressy. | Westbury. | George Town. | Ringarooma. | Selby. | Longford. | Evandale. | Tingal. | Cumberland. | Oatlands. | Campbell Town. | Glamorgan. | Richmond. | Brighton. | New Norfolk. | Kingborough. | Franklin. | Glenorchy. | Sorell. |
|---------|-------------|-------------|-------------|-------------|------------|---------|-----------|--------------|-------------|--------|-----------|-----------|---------|-------------|-----------|----------------|------------|-----------|-----------|--------------|--------------|-----------|------------|---------|
| 49 | 35 | 1 | ... | 3 | ... | ... | ... | ... | ... | 9 | ... | ... | ... | ... | ... | ... | ... | ... | ... | ... | 2 | 1 | 1 | ... |
| ... | 1 | ... | ... | ... | ... | 1 | 1 | ... | 1 | ... | ... | ... | ... | ... | ... | ... | ... | ... | ... | ... | 1 | ... | ... | ... |
| ... | ... | 1 | ... | ... | ... | ... | ... | ... | ... | ... | ... | ... | ... | ... | ... | ... | ... | ... | ... | ... | ... | ... | ... | ... |
| 2 | ... | ... | ... | 1 | 1 | ... | 2 | 2 | ... | ... | ... | 1 | ... | ... | ... | ... | ... | 1 | ... | 10 | ... | ... | ... | ... |
| 9 | 34 | 4 | 5 | 26 | 2 | 2 | 3 | 6 | ... | 10 | 6 | 14 | 7 | 13 | ... | ... | 1 | 1 | ... | 3 | 15 | 1 | 15 | 3 |
| ... | 20 | ... | ... | 1 | ... | ... | ... | 1 | ... | ... | ... | 3 | ... | ... | ... | ... | ... | ... | ... | ... | ... | ... | 2 | 1 |
| ... | 1 | ... | 1 | ... | ... | ... | ... | ... | ... | ... | ... | ... | ... | ... | ... | ... | ... | ... | ... | ... | ... | ... | ... | ... |
| ... | ... | ... | 3 | ... | ... | ... | ... | ... | ... | ... | ... | ... | ... | ... | ... | ... | ... | ... | ... | ... | ... | ... | ... | ... |
| 1 | ... | ... | ... | ... | ... | ... | ... | ... | ... | ... | ... | ... | ... | ... | ... | ... | ... | ... | ... | ... | ... | ... | ... | ... |
| 20 | 10 | ... | ... | ... | ... | ... | ... | ... | 1 | ... | ... | 1 | ... | 2 | ... | ... | ... | ... | ... | ... | 1 | ... | 3 | ... |
| 1 | 1 | ... | ... | ... | ... | ... | ... | ... | ... | ... | ... | ... | ... | ... | ... | ... | ... | ... | ... | ... | ... | ... | ... | ... |
| 4 | ... | ... | ... | ... | ... | ... | ... | ... | ... | ... | ... | ... | ... | ... | ... | ... | ... | ... | ... | ... | ... | ... | ... | ... |
| 44 | 27 | ... | 1 | 2 | ... | ... | ... | ... | 1 | ... | ... | 2 | ... | 3 | ... | ... | ... | ... | 1 | 2 | 3 | ... | 6 | 1 |
| 1 | 20 | ... | ... | ... | ... | ... | ... | ... | ... | ... | ... | ... | ... | ... | ... | ... | ... | ... | ... | ... | ... | ... | ... | ... |
| 25 | 40 | 3 | 4 | 5 | 2 | ... | ... | ... | 1 | 6 | ... | 3 | 2 | 3 | 1 | 2 | ... | ... | 2 | 1 | 1 | 3 | 5 | 1 |
| 49 | 40 | 1 | ... | 2 | ... | ... | 1 | ... | ... | ... | ... | 1 | ... | 1 | ... | 1 | ... | ... | ... | ... | ... | ... | 1 | ... |
| 109 | 78 | 59 | 36 | 45 | 31 | 13 | 23 | 21 | 29 | 13 | 24 | 24 | 35 | 59 | 17 | 13 | 8 | 16 | 26 | 20 | 19 | 14 | 12 | 24 |
| 4 | 4 | 1 | ... | ... | ... | ... | ... | ... | ... | ... | ... | ... | ... | ... | ... | ... | ... | ... | ... | ... | ... | ... | ... | ... |
| 2 | 2 | ... | ... | ... | ... | ... | ... | ... | ... | ... | ... | ... | ... | ... | ... | ... | ... | ... | ... | ... | ... | ... | ... | ... |
| ... | ... | ... | ... | ... | ... | ... | ... | ... | ... | ... | ... | 1 | ... | ... | ... | ... | ... | ... | ... | ... | ... | ... | ... | ... |
| 107 | 44 | 4 | 8 | 20 | 2 | 1 | 1 | 3 | 11 | 3 | 3 | 2 | 3 | 7 | 1 | 1 | 1 | ... | 2 | 4 | 10 | 2 | 9 | ... |
| 90 | 30 | 2 | 1 | 7 | 1 | 2 | 2 | 1 | ... | 1 | 3 | 3 | 6 | 14 | 6 | 9 | 1 | 6 | 4 | 3 | 11 | 1 | 7 | 5 |
| 50 | 62 | 8 | 5 | 14 | 2 | ... | 3 | 8 | 2 | 6 | 2 | 4 | 5 | 11 | ... | 4 | ... | ... | ... | 3 | 7 | 1 | 4 | 4 |
| 342 | 211 | 70 | 46 | 104 | 26 | 12 | 28 | 29 | 35 | 34 | 26 | 23 | 44 | 179 | 16 | 21 | 13 | 20 | 22 | 17 | 58 | 39 | 44 | 31 |
| 6 | 1 | ... | ... | ... | ... | ... | ... | ... | ... | ... | ... | ... | ... | ... | ... | ... | ... | ... | ... | ... | ... | ... | ... | ... |
| 68 | 58 | 4 | 4 | 14 | ... | ... | 3 | 5 | ... | 2 | ... | ... | 1 | 4 | ... | 3 | ... | ... | 1 | ... | ... | ... | 3 | ... |
| 129 | 117 | 8 | 9 | 12 | 2 | ... | 1 | 3 | ... | 4 | 7 | 8 | ... | 22 | 4 | 1 | ... | 1 | 5 | 1 | 5 | ... | 6 | ... |
| 23 | 21 | 2 | ... | 1 | ... | ... | ... | 1 | ... | ... | ... | 3 | ... | 5 | ... | ... | ... | 1 | ... | 1 | 1 | ... | 2 | ... |
| 16 | 17 | 37 | 29 | 26 | 20 | 3 | 21 | 8 | 16 | 18 | 3 | 3 | 11 | 38 | 17 | 2 | 7 | 8 | 4 | 4 | 26 | 8 | 6 | 20 |
| 3 | 3 | 13 | 4 | 3 | 3 | 1 | 1 | ... | 2 | 4 | 2 | 1 | 4 | 6 | 1 | 3 | 3 | 1 | 2 | 4 | 3 | 2 | 1 | 2 |
| 25 | 17 | ... | ... | ... | ... | ... | ... | ... | ... | ... | ... | ... | ... | ... | ... | ... | ... | ... | ... | ... | ... | ... | ... | ... |
| 53 | 23 | 221 | 78 | 90 | 51 | 5 | 32 | 19 | 57 | 46 | 16 | 20 | 46 | 529 | 30 | 46 | 42 | 95 | 60 | 45 | 69 | 37 | 25 | 60 |
| 1 | ... | 3 | ... | ... | ... | ... | ... | ... | ... | 1 | 2 | ... | ... | ... | ... | ... | ... | ... | ... | 2 | 1 | ... | ... | ... |
| 1 | 1 | 2 | ... | 1 | ... | ... | ... | ... | ... | ... | ... | ... | ... | ... | ... | 1 | ... | ... | ... | ... | ... | ... | ... | ... |
| 1 | ... | ... | ... | 1 | ... | ... | ... | ... | ... | ... | ... | ... | ... | ... | ... | ... | ... | ... | ... | ... | ... | ... | ... | ... |
| 1 | 2 | ... | ... | ... | ... | ... | 1 | ... | ... | ... | ... | ... | ... | ... | ... | ... | ... | ... | ... | ... | ... | 1 | ... | ... |
| 46 | 51 | ... | ... | ... | ... | ... | ... | ... | ... | ... | ... | ... | ... | ... | ... | ... | ... | ... | ... | ... | ... | ... | ... | ... |
| 5 | 4 | ... | ... | ... | ... | ... | ... | 1 | ... | ... | ... | 1 | ... | ... | ... | 2 | ... | ... | ... | 1 | ... | ... | ... | ... |
| 12 | ... | ... | ... | ... | ... | ... | ... | ... | ... | ... | ... | ... | ... | ... | ... | ... | ... | ... | ... | ... | ... | ... | ... | ... |
| ... | 2 | 1 | 1 | 1 | ... | ... | ... | 1 | ... | ... | ... | ... | 1 | ... | ... | ... | ... | ... | ... | ... | ... | ... | ... | ... |
| ... | ... | ... | ... | ... | ... | ... | ... | ... | ... | ... | ... | 3 | ... | ... | ... | ... | ... | ... | ... | ... | ... | ... | ... | ... |
| 58 | 54 | 21 | 14 | 19 | 8 | 1 | 2 | 43 | 20 | 11 | 5 | 4 | 15 | 15 | 4 | 4 | 3 | 3 | 7 | 4 | 5 | 17 | 5 | 11 |
| 100 | 130 | 30 | 24 | 36 | 13 | 1 | 13 | 37 | 19 | 19 | 19 | 17 | 27 | 78 | 4 | 13 | 8 | 6 | 17 | 19 | 43 | 30 | 17 | 41 |
| 283 | 126 | 210 | 106 | 150 | 75 | 28 | 92 | 37 | 43 | 24 | 56 | 86 | 82 | 243 | 103 | 42 | 41 | 27 | 94 | 67 | 57 | 6 | 61 | 77 |
| 1 | 7 | ... | ... | ... | ... | ... | ... | ... | ... | ... | ... | ... | 1 | ... | ... | ... | ... | ... | ... | ... | ... | 1 | ... | ... |

Occupation, together with Occupations of Males of all Ages in each Electoral District—continued.

Males—Electoral Districts.

| Hobart. | Launceston. | Wellington. | West Devon. | East Devon. | Deloraine. | Cressy. | Westbury. | George Town. | Ringarooma. | Selby. | Longford. | Evandale. | Fingal. | Cumberland. | Oatlands. | Campbell Town. | Glamorgan. | Richmond. | Brighton. | New Norfolk. | Kingborough. | Franklin. | Glenorchy. | Sorell. |
|---------|-------------|-------------|-------------|-------------|------------|---------|-----------|--------------|-------------|--------|-----------|-----------|---------|-------------|-----------|----------------|------------|-----------|-----------|--------------|--------------|-----------|------------|---------|
| 38 | 53 | 416 | 538 | 453 | 548 | 200 | 412 | 62 | 86 | 241 | 20 | 122 | 68 | 129 | 173 | 33 | 24 | 146 | 166 | 148 | 179 | 185 | 72 | 323 |
| ... | ... | 183 | 94 | 177 | 149 | 94 | 158 | 87 | 108 | 95 | 149 | 100 | 173 | 73 | 145 | 26 | 135 | 101 | 181 | 123 | 479 | 11 | 42 | 202 |
| ... | 2 | ... | 9 | 1 | 13 | 9 | 14 | ... | ... | 5 | 2 | 1 | ... | 2 | 3 | ... | ... | 4 | 3 | 4 | 1 | 4 | 4 | 4 |
| 17 | 30 | 63 | 243 | 401 | 211 | 75 | 253 | 21 | 34 | 5 | 6 | 38 | 32 | 71 | 10 | 7 | 8 | 80 | 66 | 39 | 4 | 2 | 21 | 51 |
| ... | ... | 238 | 85 | 352 | 74 | 144 | 102 | 27 | 102 | 152 | 202 | 145 | 181 | 71 | 139 | 131 | 116 | 50 | 174 | 236 | 273 | 100 | 135 | 123 |
| ... | ... | ... | ... | ... | ... | ... | ... | ... | ... | ... | ... | ... | ... | ... | ... | ... | ... | ... | ... | ... | ... | ... | ... | ... |
| 5 | 5 | 3 | 3 | 4 | ... | ... | ... | 1 | 4 | 1 | 4 | ... | 3 | ... | 1 | ... | 1 | 6 | 6 | 24 | 99 | 150 | 28 | 4 |
| 1 | ... | ... | ... | 1 | ... | ... | ... | ... | ... | ... | ... | ... | ... | 6 | ... | ... | ... | 7 | 258 | ... | ... | ... | 18 | ... |
| ... | ... | ... | ... | ... | ... | ... | ... | ... | ... | ... | ... | ... | ... | ... | ... | 1 | ... | ... | ... | ... | ... | ... | ... | ... |
| 146 | 107 | 26 | 16 | 35 | 7 | 8 | 22 | 18 | 10 | 40 | 24 | 21 | 10 | 23 | 8 | 21 | 8 | 8 | 10 | 20 | 75 | 8 | 112 | 8 |
| ... | ... | ... | ... | ... | ... | ... | ... | ... | ... | ... | ... | ... | ... | ... | 1 | ... | ... | ... | ... | ... | ... | ... | ... | ... |
| 29 | 10 | 139 | 60 | 54 | 55 | 21 | 48 | 29 | 120 | 89 | 22 | 34 | 41 | 51 | 32 | 59 | 26 | 18 | 17 | 25 | 64 | 78 | 11 | 37 |
| ... | 1 | 2 | 3 | ... | 6 | 10 | 6 | ... | 10 | 6 | 2 | 4 | 4 | 7 | 8 | 14 | ... | ... | 6 | 2 | 1 | 1 | 2 | ... |
| 12 | 5 | 33 | 29 | 37 | 18 | 40 | 24 | 7 | 37 | 4 | 14 | 33 | 38 | 126 | 21 | 50 | 13 | 11 | 10 | 7 | 3 | ... | 3 | 16 |
| 20 | 18 | 4 | 3 | 12 | 6 | 2 | 2 | 1 | 15 | 10 | 3 | 2 | 15 | 2 | ... | 4 | ... | 5 | 1 | 7 | 21 | ... | 22 | 5 |
| 1 | ... | ... | ... | ... | ... | ... | ... | ... | ... | ... | ... | ... | ... | ... | ... | ... | ... | ... | ... | ... | ... | ... | ... | ... |
| 1 | ... | ... | ... | ... | 1 | ... | ... | ... | ... | ... | 1 | 1 | ... | ... | ... | ... | ... | ... | ... | ... | ... | ... | ... | ... |
| 26 | 18 | 4 | 2 | 10 | ... | ... | ... | 14 | 2 | 2 | 1 | ... | 5 | ... | ... | 1 | 4 | 1 | ... | ... | 6 | 20 | 1 | 6 |
| ... | ... | ... | ... | ... | 16 | 18 | ... | ... | 5 | ... | 9 | 8 | 2 | 93 | 57 | 43 | 3 | 11 | 44 | ... | ... | ... | ... | ... |
| ... | ... | ... | ... | ... | ... | ... | ... | ... | ... | ... | ... | ... | ... | ... | ... | ... | ... | ... | ... | ... | ... | ... | ... | ... |
| 1 | ... | ... | ... | ... | ... | ... | ... | ... | ... | ... | ... | ... | ... | ... | ... | ... | ... | ... | ... | ... | ... | ... | ... | ... |
| 3 | 3 | 53 | 35 | 18 | 17 | 6 | 5 | 23 | 16 | 32 | 5 | 3 | 12 | 55 | 15 | 12 | 11 | 6 | 10 | 4 | 67 | 61 | 2 | 48 |
| 2 | 3 | ... | ... | ... | ... | ... | 4 | ... | ... | ... | 1 | ... | ... | 1 | ... | 3 | 5 | ... | ... | 1 | ... | ... | ... | ... |
| ... | 7 | 10 | 1 | 1 | ... | ... | ... | 1 | 3 | ... | ... | 2 | ... | ... | ... | 5 | ... | 2 | 3 | 3 | 7 | ... | 1 | ... |
| 1 | 2 | ... | ... | ... | ... | ... | ... | ... | ... | ... | ... | ... | ... | 4 | ... | ... | ... | ... | ... | ... | 1 | ... | ... | ... |
| 1 | 12 | 8 | 12 | 2 | ... | ... | ... | 231 | 2 | 7 | 1 | ... | ... | 3 | 1 | ... | ... | ... | ... | ... | ... | ... | 1 | ... |
| ... | ... | 1 | 8 | 3 | ... | ... | ... | 9 | 2 | 31 | ... | ... | ... | 6 | ... | ... | ... | ... | ... | ... | ... | ... | 1 | ... |
| ... | 15 | 60 | 6 | 2 | 1 | ... | ... | 7 | 20 | 2 | ... | ... | ... | 131 | 16 | ... | 1 | ... | ... | ... | 1 | ... | 2 | ... |
| 3 | 12 | 140 | ... | ... | ... | ... | ... | 2 | 777 | ... | ... | ... | ... | 172 | 3 | ... | ... | ... | ... | ... | ... | ... | ... | ... |
| 44 | 3 | 141 | 10 | 5 | 1 | ... | ... | 1 | ... | 5 | ... | 3 | ... | 1157 | 1 | ... | ... | ... | ... | ... | ... | ... | ... | ... |
| 2 | 11 | ... | 1 | 89 | ... | ... | ... | 1 | ... | 12 | 3 | 6 | 63 | 2 | 3 | ... | ... | 5 | ... | ... | 7 | 7 | ... | ... |
| ... | ... | 45 | 4 | 17 | 2 | 1 | 1 | 27 | 1 | 1 | ... | 6 | 61 | 44 | ... | ... | 1 | 2 | 1 | 2 | 2 | 1 | 1 | 2 |
| 1 | 1 | ... | ... | ... | ... | ... | ... | ... | ... | ... | ... | ... | ... | ... | ... | 1 | ... | ... | ... | ... | ... | ... | ... | ... |
| 29 | 15 | 5 | ... | 1 | ... | ... | ... | ... | ... | ... | ... | ... | ... | ... | 2 | 1 | 4 | 1 | 4 | 3 | 3 | 4 | 5 | 6 |
| 18 | 47 | 60 | 4 | 9 | 3 | ... | ... | 8 | 3 | 7 | 1 | ... | 4 | 60 | ... | ... | 1 | 1 | 1 | 2 | 11 | ... | ... | ... |
| 22 | 9 | 1 | 6 | 1 | ... | ... | 3 | 1 | ... | 1 | 3 | ... | 1 | 1 | ... | 5 | ... | 2 | 2 | ... | 6 | 1 | 3 | 1 |
| 42 | 26 | ... | 4 | 4 | ... | ... | ... | 1 | 4 | 5 | 2 | ... | ... | 2 | 1 | 6 | ... | ... | 3 | 2 | 11 | 3 | 9 | 2 |
| 24 | 1 | 1 | 3 | ... | 1 | ... | 8 | 2 | ... | ... | ... | ... | ... | ... | ... | ... | ... | 2 | ... | 3 | 4 | ... | 1 | 1 |
| 1 | 4 | ... | ... | ... | ... | ... | 1 | ... | ... | ... | ... | ... | ... | 1 | ... | ... | 1 | ... | ... | ... | ... | ... | ... | ... |
| 30 | 36 | 15 | 20 | 36 | 34 | 5 | 10 | 4 | 2 | 5 | ... | 11 | 6 | 43 | 2 | 4 | 5 | 10 | 4 | 8 | 5 | 4 | 2 | 9 |

TABLE XIX.—Showing the Number of Persons, Males, and Females in classified order of

| Occupation. | Classification. | | | Persons. | | |
|---|-----------------|------------|--------|----------|--------|----------|
| | Order. | Sub-Order. | Group. | Persons. | Males. | Females. |
| CLASS VII.—DEPENDANTS. | | | | | | |
| ORDER 23.—PERSONS DEPENDENT UPON NATURAL GUARDIANS. | | | | | | |
| Sub-Order 1.— <i>Domestic Duties for which remuneration is not paid.</i> | | | | | | |
| Wife..... | 23 | 1 | 1 | 19,130 | ... | 19,130 |
| Son, Daughter, Relative | 23 | 1 | 2 | 6158 | ... | 6158 |
| Visitors..... | 23 | 1 | 3 | 324 | ... | 324 |
| Others | 23 | 1 | 4 | 237 | ... | 237 |
| Sub-Order 2.— <i>Dependent Scholars and Students.</i> | | | | | | |
| Son, Daughter, Relative supported at Universities, &c. | 23 | 2 | 1 | 103 | 55 | 48 |
| Son, Daughter, Relative at School | 23 | 2 | 2 | 25,863 | 13,195 | 12,668 |
| Child, Relative at Home | 23 | 2 | 3 | 394 | 188 | 206 |
| Sub-Order 3.— <i>Dependent Relatives not stated to be performing Domestic Duties.</i> | | | | | | |
| Father, Mother (dependent upon Children)..... | 23 | 3 | 1 | 527 | 128 | 399 |
| Son, Daughter, Relative | 23 | 3 | 2 | 29,672 | 13,872 | 15,800 |
| Visitor | 23 | 3 | 3 | 703 | 57 | 646 |
| Others | 23 | 3 | 4 | 352 | 108 | 244 |
| ORDER 24.—PERSONS DEPENDENT UPON THE STATE, OR UPON PUBLIC OR PRIVATE SUPPORT. | | | | | | |
| Sub-Order 1.— <i>Supported by Voluntary and State Contributions.</i> | | | | | | |
| Inmate of Hospital | 24 | 1 | 1 | 215 | 138 | 77 |
| Ditto Benevolent Asylum | 24 | 1 | 2 | 730 | 534 | 196 |
| Ditto Lunatic Asylum | 24 | 1 | 3 | 350 | 186 | 164 |
| Ditto Orphan Asylum (including those Boarded-out) | 24 | 1 | 4 | 110 | 51 | 59 |
| Ditto Industrial School | 24 | 1 | 5 | 109 | 40 | 69 |
| Ditto Alms House | 24 | 1 | 6 | 4 | ... | 4 |
| Ditto Refuge | 24 | 1 | 7 | 57 | ... | 57 |
| Pauper, Beggar | 24 | 1 | 8 | 20 | 20 | ... |
| Others | 24 | 1 | 9 | 8 | 8 | ... |
| Sub-Order 2.— <i>Criminal Class.</i> | | | | | | |
| Inmate of Gaol or Penal Establishment | 24 | 2 | 1 | 171 | 146 | 25 |
| Ditto Watch-house..... | 24 | 2 | 2 | 2 | 1 | 1 |
| Ditto Reformatory..... | 24 | 2 | 3 | 17 | ... | 17 |

Occupations of

TABLE XX.—Showing the Occupations of

| Occupation. | Classification. | | | Total. |
|--|-----------------|------------|--------|--------|
| | Order. | Sub-Order. | Group. | |
| CLASS I.—PROFESSIONAL. | | | | |
| ORDER 1.—PERSONS ENGAGED IN GOVERNMENT, DEFENCE, LAW, AND PROTECTION, NOT OTHERWISE CLASSED. | | | | |
| Sub-Order 4.— <i>Law and Order.</i> Penal, Petty Officer, Subordinate | 1 | 4 | 13 | 6 |
| ORDER 2.—PERSONS MINISTERING TO RELIGION, CHARITY, HEALTH, EDUCATION, ART, AND SCIENCE. | | | | |
| Sub-Order 1.— <i>Religion.</i> | | | | |
| Irregular Clergy | 2 | 1 | 2 | 15 |
| Member of Religious Order not classed as ministering to Charity or Education | 2 | 1 | 5 | 12 |
| Sub-Order 2.— <i>Charity, exclusive of Hospitals.</i> | | | | |
| Officer of Charitable or Benevolent Institutions | 2 | 2 | 2 | 18 |
| Subordinate Officer or Servant of Charitable or Benevolent Institutions | 2 | 2 | 3 | 2 |
| Sister of Charity | 2 | 2 | 4 | 22 |
| Sub-Order 3.— <i>Health.</i> | | | | |
| Pharmaceutical Chemist | 2 | 3 | 6 | 2 |
| Hospital or Asylum Nurse | 2 | 3 | 7 | 53 |
| Hospital or Asylum Officer or Attendant not elsewhere described | 2 | 3 | 8 | 17 |
| Midwife, Monthly Nurse | 2 | 3 | 9 | 59 |
| Sick Nurse | 2 | 3 | 10 | 58 |
| Sub-Order 4.— <i>Literature.</i> | | | | |
| Others | 2 | 4 | 4 | 3 |
| Sub-Order 7.— <i>Education.</i> | | | | |
| Schoolmaster, Mistress, Teacher, &c., State School | 2 | 7 | 3 | 199 |
| " " " Denominational School | 2 | 7 | 4 | 11 |
| " " " Private School | 2 | 7 | 5 | 83 |
| " " " School not stated | 2 | 7 | 6 | 267 |
| Tutor, Governess | 2 | 7 | 7 | 185 |
| Teacher of Languages or other accomplishment, not Art or Music | 2 | 7 | 8 | 10 |
| Sub-Order 8.— <i>Fine Arts.</i> | | | | |
| Artist, Painter, Art Student | 2 | 8 | 1 | 20 |
| Photographer and Assistants | 2 | 8 | 4 | 10 |
| Sub-Order 9.— <i>Music.</i> | | | | |
| Musician, Vocalist | 2 | 9 | 2 | 5 |
| Music Teacher | 2 | 9 | 3 | 110 |
| Sub-Order 10.— <i>Amusements.</i> | | | | |
| Actor, Actress | 2 | 10 | 1 | 33 |
| Theatre Proprietor, Lessee, Manager, Door-keeper, Ticket Taker | 2 | 10 | 2 | 2 |
| Others | 2 | 10 | 7 | 1 |
| CLASS II.—DOMESTIC. | | | | |
| ORDER 3.—PERSONS ENGAGED IN THE SUPPLY OF BOARD AND LODGING, AND IN RENDERING PERSONAL SERVICE FOR WHICH REMUNERATION IS USUALLY PAID. | | | | |
| Sub-Order 1.— <i>Board and Lodging.</i> | | | | |
| Hotelkeeper, Innkeeper, &c. | 3 | 1 | 1 | 222 |
| Coffee-house, Restaurant, Eating-house Keeper | 3 | 1 | 2 | 9 |
| Board and Lodging-house Keeper | 3 | 1 | 3 | 246 |
| Sub-Order 2.— <i>Attendance.</i> | | | | |
| Housekeeper | 3 | 2 | 1 | 246 |
| Lady Helps | 3 | 2 | 1A | 44 |
| Cook | 3 | 2 | 7 | 275 |
| Housemaid, Kitchenmaid, General Servant | 3 | 2 | 8 | 3830 |
| Domestic Nurse | 3 | 2 | 9 | 402 |
| Office-keeper, Attendant | 3 | 2 | 10 | 7 |
| Charwoman, Cleaner | 3 | 2 | 11 | 102 |
| Hairdresser, Barber | 3 | 2 | 12 | 2 |
| Mangler, Laundry-keeper, Laundryman, Washerwoman | 3 | 2 | 13 | 341 |
| Others | 3 | 2 | 15 | 25 |

the People.

Females of all Ages in each Electoral District.

| Females.—Electoral Districts. | | | | | | | | | | | | | | | | | | | | | | | | | |
|-------------------------------|-------------|-------------|-------------|-------------|------------|---------|-----------|--------------|-------------|--------|-----------|-----------|---------|-------------|-----------|----------------|------------|-----------|-----------|--------------|--------------|-----------|------------|---------|--|
| Hobart. | Launceston. | Wellington. | West Devon. | East Devon. | Deloraine. | Cressy. | Westbury. | George Town. | Ringarooma. | Selby. | Longford. | Ervadale. | Fingal. | Cumberland. | Oatlands. | Campbell Town. | Glamorgan. | Richmond. | Brighton. | New Norfolk. | Kingborough. | Franklin. | Glenorchy. | Sorell. | |
| 2 | 1 | ... | ... | ... | ... | ... | ... | ... | ... | ... | ... | ... | ... | ... | ... | ... | 2 | ... | ... | ... | ... | ... | 1 | ... | |
| ... | ... | 2 | ... | 2 | 4 | ... | ... | ... | 2 | ... | ... | ... | ... | ... | ... | 3 | ... | ... | ... | ... | ... | 2 | ... | ... | |
| 9 | 4 | ... | ... | ... | ... | ... | ... | ... | ... | ... | ... | ... | ... | ... | ... | ... | ... | ... | ... | ... | 1 | ... | 3 | 1 | |
| 2 | ... | ... | ... | ... | ... | ... | ... | ... | ... | ... | ... | ... | ... | ... | ... | ... | ... | ... | ... | ... | ... | ... | ... | ... | |
| 22 | ... | ... | ... | ... | ... | ... | ... | ... | ... | ... | ... | ... | ... | ... | ... | ... | ... | ... | ... | ... | ... | ... | ... | ... | |
| ... | 2 | ... | ... | ... | ... | ... | ... | ... | ... | ... | ... | ... | ... | ... | ... | ... | ... | ... | ... | ... | ... | ... | ... | ... | |
| 21 | 5 | ... | ... | ... | ... | ... | ... | ... | ... | ... | ... | ... | ... | ... | ... | 1 | ... | ... | ... | 24 | 2 | ... | ... | ... | |
| 6 | 5 | ... | ... | 1 | ... | ... | ... | ... | ... | 1 | 2 | 1 | ... | 1 | 1 | 1 | ... | ... | ... | 1 | 1 | ... | 1 | ... | |
| 23 | 7 | 2 | ... | 2 | 1 | ... | ... | 4 | ... | ... | ... | ... | ... | 1 | 1 | 1 | ... | ... | ... | 1 | 6 | 1 | 1 | 4 | |
| 44 | 2 | ... | ... | 6 | ... | ... | 3 | ... | 1 | ... | ... | ... | ... | ... | ... | ... | 2 | ... | ... | ... | ... | ... | ... | ... | |
| 1 | ... | ... | ... | ... | ... | ... | ... | ... | ... | ... | ... | ... | ... | ... | ... | ... | ... | ... | ... | ... | ... | ... | 2 | ... | |
| 4 | 3 | 13 | 11 | 11 | 10 | 1 | 11 | 5 | 7 | 12 | 9 | 5 | 6 | 9 | 4 | 3 | 5 | 6 | 11 | 10 | 11 | 13 | 9 | 10 | |
| ... | ... | ... | 3 | ... | ... | ... | 8 | ... | ... | ... | ... | ... | ... | ... | ... | 3 | 4 | ... | ... | ... | ... | ... | ... | ... | |
| ... | ... | 9 | 6 | 12 | 3 | 4 | 4 | 2 | 3 | 1 | 4 | 3 | 1 | ... | 3 | 4 | 1 | ... | ... | ... | 6 | ... | 6 | 6 | |
| 101 | 69 | 4 | 4 | 12 | 5 | 3 | 3 | 1 | 2 | 8 | 4 | 2 | 5 | 3 | 4 | 2 | 1 | ... | 4 | 1 | 15 | 3 | 8 | 3 | |
| 19 | 23 | 2 | 10 | 13 | 2 | 2 | 5 | 3 | 7 | 8 | 7 | 2 | 7 | 5 | 5 | 13 | 13 | 5 | 6 | 6 | 8 | 2 | 4 | 8 | |
| 4 | 3 | ... | ... | ... | ... | ... | ... | ... | ... | ... | 1 | ... | ... | ... | ... | ... | ... | ... | ... | ... | 1 | ... | 1 | ... | |
| 6 | 3 | 1 | ... | 1 | ... | ... | ... | ... | ... | ... | 2 | 2 | ... | ... | ... | ... | ... | ... | ... | 1 | 1 | ... | 3 | ... | |
| 5 | 4 | ... | ... | ... | ... | ... | ... | ... | ... | ... | ... | ... | ... | ... | ... | ... | ... | ... | ... | ... | 1 | ... | ... | ... | |
| ... | 2 | ... | ... | ... | ... | ... | 1 | ... | ... | ... | ... | 1 | ... | ... | ... | ... | ... | ... | ... | ... | ... | ... | 1 | ... | |
| 31 | 31 | 9 | 3 | 3 | ... | ... | ... | 2 | 2 | ... | ... | 2 | 2 | 1 | 3 | 1 | ... | 1 | 2 | 1 | 5 | 1 | 8 | 2 | |
| 25 | 7 | 1 | ... | ... | ... | ... | ... | ... | ... | ... | ... | ... | ... | ... | ... | ... | ... | ... | ... | ... | ... | ... | ... | ... | |
| 1 | ... | ... | ... | ... | ... | ... | ... | ... | ... | ... | ... | ... | ... | ... | ... | ... | ... | ... | ... | ... | 1 | ... | ... | ... | |
| ... | ... | ... | ... | ... | ... | ... | ... | ... | ... | ... | ... | ... | ... | ... | ... | ... | ... | ... | ... | ... | 1 | ... | ... | ... | |
| 38 | 40 | 23 | 11 | 3 | 6 | 1 | 3 | 6 | 11 | 2 | 3 | 6 | 4 | 13 | 5 | ... | 2 | 11 | 7 | 7 | 2 | 3 | 6 | 9 | |
| ... | ... | 3 | 1 | 3 | ... | ... | ... | ... | ... | ... | ... | ... | ... | ... | ... | ... | 2 | ... | ... | ... | ... | ... | ... | ... | |
| 104 | 85 | 5 | 9 | 5 | ... | ... | 1 | 3 | 1 | ... | 2 | ... | 1 | 11 | ... | 1 | 3 | ... | 1 | ... | 4 | ... | 4 | 6 | |
| 71 | 40 | 11 | 3 | 8 | 7 | 4 | 10 | ... | 3 | 1 | 6 | 2 | 12 | 5 | 10 | 6 | 3 | 5 | 1 | 9 | 5 | 2 | 8 | 14 | |
| 9 | 6 | ... | ... | 2 | ... | 1 | ... | ... | ... | 3 | ... | 3 | 3 | 3 | 1 | 2 | ... | 1 | 1 | 2 | 2 | ... | 4 | 1 | |
| 55 | 57 | 9 | 9 | 10 | 7 | 3 | 6 | 2 | 2 | 7 | 16 | 7 | 12 | 7 | 6 | 11 | 5 | 4 | 4 | 8 | 14 | 1 | 10 | 3 | |
| 965 | 718 | 134 | 108 | 185 | 81 | 58 | 70 | 69 | 59 | 62 | 77 | 92 | 93 | 155 | 72 | 91 | 42 | 47 | 87 | 89 | 168 | 47 | 177 | 84 | |
| 52 | 108 | 26 | 14 | 15 | 10 | 4 | 5 | 5 | 10 | 10 | 17 | 5 | 7 | 18 | 13 | 11 | 6 | 7 | 5 | 8 | 18 | 8 | 21 | 8 | |
| 3 | 4 | ... | ... | ... | ... | ... | ... | ... | ... | ... | ... | ... | ... | ... | ... | ... | ... | ... | ... | ... | ... | ... | ... | ... | |
| 57 | 17 | 1 | 1 | ... | ... | ... | 1 | ... | ... | 1 | 2 | 2 | 2 | ... | ... | 1 | 2 | 1 | 3 | 7 | 1 | 1 | 2 | ... | |
| ... | 1 | ... | ... | ... | ... | ... | ... | ... | ... | ... | ... | ... | ... | ... | ... | ... | ... | ... | ... | ... | ... | ... | 1 | ... | |
| 125 | 52 | 3 | 7 | 10 | 4 | 4 | 4 | 7 | 5 | 6 | 14 | 8 | 3 | 14 | 10 | 20 | 1 | 6 | 2 | 9 | 15 | ... | 9 | 3 | |
| 15 | 4 | ... | ... | ... | ... | ... | ... | 1 | ... | ... | 1 | ... | ... | ... | 1 | 1 | ... | ... | ... | ... | 1 | ... | 1 | ... | |

TABLE XX.—Showing the Occupations of

| Occupation. | Classification. | | | Total. |
|---|-----------------|------------|--------|--------|
| | Order. | Sub-Order. | Group. | |
| CLASS III.—COMMERCIAL. | | | | |
| SUB-CLASS A.—PROPERTY AND FINANCE. | | | | |
| ORDER 4.—PERSONS WHO PERFORM OFFICES IN CONNECTION WITH THE EXCHANGE, VALUATION, INSURANCE, LEASE, LOAN, OR CUSTODY OF MONEY, HOUSES, LAND, OR PROPERTY RIGHTS. | | | | |
| Sub-Order 1.— <i>Banking and Finance.</i> | | | | |
| Money-broker, Financier, Capitalist | 4 | 1 | 5 | 203 |
| Pawnbroker | 4 | 1 | 6 | 3 |
| Sub-Order 2.— <i>Insurance and Valuation.</i> | | | | |
| Auctioneer, Appraiser, Valuator | 4 | 2 | 4 | 1 |
| Sub-Order 3.— <i>Land and Household Property.</i> | | | | |
| Land Proprietor, Speculator | 4 | 3 | 1 | 73 |
| House Proprietor | 4 | 3 | 4 | 235 |
| SUB-CLASS B.—TRADE. | | | | |
| ORDER 5.—PERSONS DEALING IN ART AND MECHANIC PRODUCTIONS IN WHICH MATTERS OF VARIOUS KINDS ARE EMPLOYED IN COMBINATION. | | | | |
| Sub-Order 1.— <i>Books, Publications, and Advertising.</i> | | | | |
| Bookseller, Book Canvasser | 5 | 1 | 1 | 10 |
| Booklender, Librarian | 5 | 1 | 2 | 1 |
| News Agent, Newspaper Seller..... | 5 | 1 | 4 | 1 |
| Sub-Order 4.— <i>Ornaments, Minor Art Products, and Small Wares.</i> | | | | |
| Fancy Goods Dealer | 5 | 4 | 4 | 15 |
| Toys and Minor Art Products Dealer..... | 5 | 4 | 6 | 1 |
| Sub-Order 13.— <i>Ships, Boats, and Marine Stores.</i> | | | | |
| Other Marine Stores Dealer, Ship Chandler | 5 | 13 | 3 | 1 |
| Sub-Order 15.— <i>Furniture.</i> | | | | |
| Furniture Dealer, Hirer..... | 5 | 15 | 1 | 6 |
| Sub-Order 17.— <i>Paper, Papermakers' Materials.</i> | | | | |
| Rag, Waste Paper Dealer | 5 | 17 | 3 | 1 |
| ORDER 6.—PERSONS ENGAGED IN THE SALE, HIRE, OR EXCHANGE OF TEXTILE FABRICS AND DRESS, AND OF FIBROUS MATERIALS. | | | | |
| Sub-Order 1.— <i>Textile Fabrics.</i> | | | | |
| Draper, Linen, Woollen Draper, &c. | 6 | 1 | 2 | 107 |
| Sub-Order 2.— <i>Dress.</i> | | | | |
| Shoe, Boot-dealer | 6 | 2 | 3 | 10 |
| Second-hand Clothes Dealer | 6 | 2 | 6 | 2 |
| ORDER 7.—PERSONS ENGAGED IN DEALING IN FOOD, DRINKS, NARCOTICS, AND STIMULANTS. | | | | |
| Sub-Order 1.— <i>Animal Food.</i> | | | | |
| Milkseller..... | 7 | 1 | 1 | 6 |
| Butcher, Meatsalesman | 7 | 1 | 3 | 29 |
| Provision Dealer | 7 | 1 | 4 | 1 |
| Poulterer, Game Dealer | 7 | 1 | 5 | 1 |
| Fishmonger, Fish-hawker, Oyster, Shell-fish Dealer | 7 | 1 | 6 | 8 |
| Sub-Order 2.— <i>Vegetable Food.</i> | | | | |
| Confectionery, Pastry Dealer | 7 | 2 | 3 | 5 |
| Green Grocer, Potato Dealer, Fruiterer | 7 | 2 | 4 | 32 |
| Sub-Order 3.— <i>Drinks, Narcotics, and Stimulants.</i> | | | | |
| Wine, Spirits, Ale Merchant, Salesman, Australian Wine Seller | 7 | 3 | 1 | 39 |
| Grocer, Tea Dealer | 7 | 3 | 4 | 65 |
| ORDER 9.—PERSONS ENGAGED IN DEALING IN MINERALS MAINLY USED FOR FUEL AND LIGHT. | | | | |
| Sub-Order 1.— <i>Coal and other Substances mainly used for Fuel and Light.</i> | | | | |
| Firewood Dealer | 9 | 1 | 3 | 1 |
| ORDER 10.—PERSONS ENGAGED IN DEALING IN MINERALS OTHER THAN FOR FUEL. | | | | |
| Sub-Order 1.— <i>Stone, Clay, Earthenware, Glass, and Minerals not otherwise classed.</i> | | | | |
| Glass, Glassware Dealer | 10 | 1 | 6 | 1 |
| Chinaware, Crockeryware Dealer | 10 | 1 | 7 | 8 |

TABLE XX.—Showing the Occupations of

| Occupations. | Classification. | | | Total. |
|--|-----------------|------------|--------|--------|
| | Order. | Sub-Order. | Group. | |
| CLASS III.—continued. | | | | |
| Sub-Order 3.— <i>Metals, other than Gold and Silver.</i> Ironmonger, Hardware Dealer | 10 | 3 | 6 | 4 |
| ORDER 11.—PERSONS ENGAGED AS GENERAL DEALERS, SPECULATORS ON CHANCE EVENTS, OR IN UNDEFINED MERCANTILE PURSUITS. | | | | |
| Sub-Order 1.— <i>General Dealers (undefined).</i> | | | | |
| Shopkeeper, Storekeeper | 11 | 1 | 2 | 219 |
| General Dealer | 11 | 1 | 3 | 15 |
| Hawker, Pedlar | 11 | 1 | 4 | 11 |
| Sub-Order 3.— <i>Other Mercantile Persons undefined.</i> | | | | |
| Clerk, Cashier, Accountant, Commercial, or undefined..... | 11 | 3 | 2 | 5 |
| Commercial Traveller, Salesman, Saleswoman..... | 11 | 3 | 3 | 18 |
| Others | 11 | 3 | 4 | 2 |
| SUB-CLASS D.—TRANSPORT AND COMMUNICATION. | | | | |
| ORDER 13.—PERSONS ENGAGED IN THE TRANSPORT OF PASSENGERS, GOODS, OR COMMUNICATIONS. | | | | |
| Sub-Order 1.— <i>On Railways (not Railway Construction) or Steam Tramways.</i> | | | | |
| Railway or Tramway Guard, Porter, Pointsman, Signaller, Shunter | 13 | 1 | 3 | 1 |
| Others | 13 | 1 | 5 | 21 |
| Sub-Order 2.— <i>On Roads.</i> | | | | |
| Coach, Omnibus, Cab Proprietor, Agent | 13 | 2 | 1 | 2 |
| Livery Stable Keeper, Horse Letter | 13 | 2 | 4 | 2 |
| Sub-Order 3.— <i>On Seas, Rivers, and Canals.</i> | | | | |
| Ship Servant, Steward, Stewardess | 13 | 3 | 7 | 11 |
| Sub-Order 4.— <i>On Postal Service.</i> | | | | |
| Postal Officer, Postmaster, Postmistress, Clerk, Sorter | 13 | 4 | 1 | 111 |
| Mail Contractor..... | 13 | 4 | 3 | 2 |
| Sub-Order 5.— <i>On Telegraph and Telephone Service.</i> | | | | |
| Telegraph Officer, Station Master, Station Mistress, Operator, Clerk | 13 | 5 | 1 | 52 |
| Telephone Officer | 13 | 5 | 3 | 7 |
| Sub-Order 6.— <i>Delivery of Documents, Parcels, and Messages.</i> | | | | |
| Messenger and Porter | 13 | 6 | 1 | 1 |
| CLASS IV.—INDUSTRIAL. | | | | |
| ORDER 14.—PERSONS ENGAGED IN CONNECTION WITH THE MANUFACTURE OR IN OTHER PROCESS RELATING TO ART AND MECHANIC PRODUCTIONS IN WHICH MATERIALS OF VARIOUS KINDS ARE EMPLOYED IN COMBINATION. | | | | |
| Sub-Order 1.— <i>Books and Publications.</i> | | | | |
| Publisher, Newspaper Proprietor | 14 | 1 | 1 | 1 |
| Bookbinder, Machine Ruler..... | 14 | 1 | 5 | 21 |
| Sub-Order 4.— <i>Ornaments, Minor Art Products, and Small Wares.</i> | | | | |
| Carver in Wood, Stone, Bone, Ivory, or other Materials (Sculptor excepted) | 14 | 4 | 1 | 1 |
| Others | 14 | 4 | 7 | 1 |
| Sub-Order 7.— <i>Watches, Clocks, and Scientific Instruments.</i> | | | | |
| Chronometer, Watch, Clock Maker..... | 14 | 7 | 1 | 2 |
| Sub-Order 12.— <i>Harness, Saddlery, Leather, and Leatherware.</i> | | | | |
| Leather Cutter, Designer | 14 | 12 | 3 | 1 |
| Sub-Order 14.— <i>Furniture.</i> | | | | |
| Furniture Maker, Cabinetmaker, French Polisher | 14 | 14 | 1 | 3 |
| Bed, Bed Mattress, Hammock Maker, Upholsterer | 14 | 14 | 2 | 5 |
| Undertaker, Coffin Maker | 14 | 14 | 3 | 1 |
| ORDER 15.—PERSONS ENGAGED IN CONNECTION WITH THE MANUFACTURE OR IN REPAIRS, CLEANSING, OR IN OTHER PROCESSES RELATING TO TEXTILE FABRICS, DRESS, AND FIBROUS MATERIALS. | | | | |
| Sub-Order 1.— <i>Textile Fabrics.</i> | | | | |
| Woollen Manufacturer, Spinner, and other Workers (all branches) | 15 | 1 | 2 | 25 |
| Dyer, Scourer, Calenderer | 15 | 1 | 4 | 2 |
| Curled Hair, Flock Manufacturer | 15 | 1 | 5 | |

Females of all Ages in each Electoral District.—*continued.*

Females—Electoral Districts.

[illegible]

TABLE XX.—Showing the Occupations of

| Occupations. | Classification. | | | Total. |
|--|-----------------|------------|--------|--------|
| | Order. | Sub-Order. | Group. | |
| CLASS IV.—continued. | | | | |
| Sub-Order 2.— <i>Dress.</i> | | | | |
| Clothing Manufacturer, Tailor, Tailoress, Dressmaker, Sewing Machinist, Cutter, Fitter | 15 | 2 | 1 | 1496 |
| Hatter, Cap, Bonnet Maker | 15 | 2 | 2 | 95 |
| Furrier, Rug Maker | 15 | 2 | 5 | 1 |
| Boot, Shoe Manufacturer, Maker, Repairer, Cutter, Sewing-Machinist | 15 | 2 | 6 | 53 |
| Feather Dresser, Glove Cleaner | 15 | 2 | 8 | 3 |
| ORDER 16.—PERSONS ENGAGED IN CONNECTION WITH THE MANUFACTURE OR IN OTHER PROCESSES RELATING TO FOOD, DRINK, NARCOTICS, AND STIMULANTS. | | | | |
| Sub-Order 1.— <i>Animal Food.</i> | | | | |
| Slaughter-house Keeper, Slaughterman | 16 | 1 | 1 | 1 |
| Sub-Order 2.— <i>Vegetable Food.</i> | | | | |
| Baker, Biscuit, Pustury Maker | 16 | 2 | 2 | 23 |
| Fruit Preserver, Jam Maker | 16 | 2 | 3 | 15 |
| Confectionery Maker | 16 | 2 | 4 | 21 |
| Sub-Order 3.— <i>Drinks, Narcotics, and Stimulants.</i> | | | | |
| Brewer, Bottler, and others engaged in connection with Brewing | 16 | 3 | 1 | 1 |
| ORDER 17.—PERSONS NOT OTHERWISE CLASSED ENGAGED IN CONNECTION WITH MANUFACTURES OR OTHER PROCESSES CONNECTED WITH ANIMAL AND OR VEGETABLE SUBSTANCES. | | | | |
| Sub-Order 1.— <i>Animal Matters, not otherwise classed.</i> | | | | |
| Soap Boiler | 17 | 1 | 1 | 2 |
| Sub-Order 2.— <i>Working in Wood.</i> | | | | |
| Bark Mill Owner, Worker | 17 | 2 | 3 | 1 |
| Saw Mill Owner, Sawyer | 17 | 2 | 5 | 1 |
| Others | 17 | 2 | 6 | 3 |
| ORDER 18.—PERSONS ENGAGED IN THE ALTERATION, MODIFICATION, OR MANUFACTURE, OR IN OTHER PROCESSES RELATING TO METALS OR MINERAL MATTERS. | | | | |
| Sub-Order 2.— <i>Manufactures and Processes relating to Stone, Clay, Earthenware, Glass, and Minerals, not otherwise classed.</i> | | | | |
| Brick, Tile Maker | 18 | 2 | 4 | 1 |
| Sub-Order 4.— <i>Metals other than Gold and Silver.</i> | | | | |
| Tin, Zinc Worker | 18 | 4 | 2 | 1 |
| ORDER 20.—INDUSTRIAL WORKERS IMPERFECTLY DEFINED. | | | | |
| Sub-Order 1.— <i>Imperfectly defined.</i> | | | | |
| Others | 20 | 1 | 6 | 40 |
| CLASS V.—AGRICULTURAL, PASTORAL, MINERAL, AND OTHER PRIMARY. PRODUCERS. | | | | |
| ORDER 21.—PERSONS DIRECTLY ENGAGED IN THE CULTIVATION OF LAND OR IN REARING OR BREEDING ANIMALS, OR IN OBTAINING RAW PRODUCTS FROM NATURAL SOURCES. | | | | |
| Sub-Order 1.— <i>Agricultural Pursuits.</i> | | | | |
| Farmer | 21 | 1 | 1 | 853 |
| Farmers, Agricultural and Pastoral..... | 21 | 1 | 1A | 236 |
| Market Gardener | 21 | 1 | 4 | 7 |
| Fruitgrower | 21 | 1 | 5 | 78 |
| Hop, Cotton, Tea, Coffee, Grower, Picker, Labourer | 21 | 1 | 6 | 273 |
| Sub-Order 2.— <i>Pastoral Pursuits.</i> | | | | |
| Stock Breeder, Squatter, Grazier | 21 | 2 | 1 | 140 |
| Dairy Farmer | 21 | 2 | 4 | 254 |
| Milkers, and others connected with the Dairy | 21 | 2 | 5 | 11 |
| Others | 21 | 2 | 6 | 2 |
| Sub-Order 3.— <i>Fisheries, the Capture, Preservation, or Destruction of Wild Animals, or the acquisition of Products yielded by Wild Animals.</i> | | | | |
| Fisherman | 21 | 3 | 2 | 1 |
| Others | 21 | 3 | 6 | 24 |
| Sub-Order 4.— <i>Forestry, or the acquisition of Raw Products yielded by Natural Vegetation.</i> | | | | |
| Woodsmen, Axemen, Lumberers, Timber Getters | 21 | 4 | 2 | 2 |
| Sub-Order 6.— <i>Mines, Quarries, or the acquisition of Natural Mineral Products.</i> | | | | |
| Mine Proprietor, Overseer, Miner, Clerk, and others engaged in Gold Mining (Lode) | 21 | 6 | 2 | 1 |

Females of all Ages in each Electoral District—*continued*.

Females—Electoral Districts.

| Hobart. | Launceston. | Wellington. | West Devon. | East Devon. | Deloraine. | Cressy. | Westbury. | George Town. | Ringarooma. | Selby. | Longford. | Evandale. | Fingal. | Cumberland. | Oatlands. | Campbell Town. | Glamorgan. | Richmond. | Brighton. | New Norfolk. | Kingborough. | Franklin. | Glenorchy. | Sorell. |
|---------|-------------|-------------|-------------|-------------|------------|---------|-----------|--------------|-------------|--------|-----------|-----------|---------|-------------|-----------|----------------|------------|-----------|-----------|--------------|--------------|-----------|------------|---------|
| 537 | 408 | 41 | 42 | 73 | 23 | 7 | 26 | 18 | 13 | 24 | 30 | 25 | 12 | 20 | 14 | 13 | 4 | 12 | 18 | 13 | 44 | 5 | 56 | 18 |
| 45 | 50 | ... | ... | ... | ... | ... | ... | ... | ... | ... | ... | ... | ... | ... | ... | ... | ... | ... | ... | ... | ... | ... | ... | ... |
| 1 | ... | ... | ... | ... | ... | ... | ... | ... | ... | ... | ... | ... | ... | ... | ... | ... | ... | ... | ... | ... | ... | ... | ... | ... |
| 35 | 15 | ... | 1 | ... | ... | ... | ... | ... | ... | 1 | ... | ... | ... | ... | ... | ... | ... | ... | ... | ... | ... | ... | 1 | ... |
| 1 | 2 | ... | ... | ... | ... | ... | ... | ... | ... | ... | ... | ... | ... | ... | ... | ... | ... | ... | ... | ... | ... | ... | ... | ... |
| 1 | ... | ... | ... | ... | ... | ... | ... | ... | ... | ... | ... | ... | ... | ... | ... | ... | ... | ... | ... | ... | ... | ... | ... | ... |
| 8 | 10 | ... | 1 | ... | ... | ... | 1 | ... | 1 | ... | ... | ... | ... | ... | ... | 1 | ... | ... | ... | 1 | ... | ... | ... | ... |
| 15 | ... | ... | ... | ... | ... | ... | ... | ... | ... | ... | ... | ... | ... | ... | ... | ... | ... | ... | ... | ... | ... | ... | ... | ... |
| 15 | 6 | ... | ... | ... | ... | ... | ... | ... | ... | ... | ... | ... | ... | ... | ... | ... | ... | ... | ... | ... | ... | ... | ... | ... |
| ... | 1 | ... | ... | ... | ... | ... | ... | ... | ... | ... | ... | ... | ... | ... | ... | ... | ... | ... | ... | ... | ... | ... | ... | ... |
| ... | 1 | ... | ... | ... | ... | ... | ... | ... | ... | 1 | ... | ... | ... | ... | ... | ... | ... | ... | ... | ... | ... | ... | ... | ... |
| 1 | ... | ... | ... | ... | ... | ... | ... | ... | ... | ... | ... | ... | ... | ... | ... | ... | ... | ... | ... | ... | ... | ... | ... | ... |
| ... | ... | ... | ... | ... | ... | ... | ... | ... | ... | ... | ... | ... | ... | ... | ... | ... | ... | ... | ... | ... | ... | ... | ... | ... |
| 2 | ... | ... | ... | ... | ... | ... | ... | ... | ... | ... | ... | ... | ... | ... | ... | ... | ... | ... | ... | ... | 1 | ... | ... | ... |
| ... | ... | ... | ... | ... | ... | ... | ... | ... | ... | ... | ... | ... | ... | ... | ... | ... | ... | ... | ... | ... | ... | ... | 1 | ... |
| 1 | ... | ... | ... | ... | ... | ... | ... | ... | ... | ... | ... | ... | ... | ... | ... | ... | ... | ... | ... | ... | ... | ... | ... | ... |
| 11 | 27 | ... | ... | ... | ... | ... | ... | ... | ... | ... | ... | ... | ... | ... | ... | ... | ... | ... | ... | ... | ... | ... | 2 | ... |
| ... | 5 | 32 | 76 | 19 | 153 | 58 | 98 | 19 | 19 | 9 | 6 | 27 | 65 | 24 | 16 | 4 | 19 | 29 | 35 | 20 | 81 | 7 | 3 | 29 |
| ... | ... | 24 | 14 | 5 | 17 | 12 | 17 | 3 | 13 | 7 | 1 | 11 | 3 | 5 | 6 | ... | 6 | 28 | 34 | 14 | 3 | 1 | ... | 12 |
| ... | ... | ... | ... | ... | 1 | ... | ... | ... | ... | ... | ... | ... | ... | 2 | ... | 1 | ... | 1 | ... | ... | 1 | 1 | ... | ... |
| 2 | ... | ... | ... | 1 | ... | ... | 1 | 7 | ... | 2 | ... | ... | 1 | ... | ... | ... | 1 | 3 | 1 | 1 | 36 | 19 | 3 | ... |
| 2 | ... | ... | ... | ... | ... | ... | ... | ... | ... | ... | ... | ... | ... | 4 | ... | ... | ... | ... | 4 | 212 | ... | 1 | 50 | ... |
| 1 | ... | 8 | 13 | 1 | 11 | 5 | 6 | 4 | 16 | 8 | 2 | 5 | 13 | 13 | 3 | 6 | 2 | 4 | 2 | ... | 7 | 5 | ... | 5 |
| 6 | ... | 8 | 6 | 24 | 28 | 2 | 20 | 7 | 23 | 2 | 2 | 4 | 12 | 1 | 32 | 1 | 2 | 5 | 2 | 9 | 14 | 11 | 6 | 27 |
| ... | 11 | ... | ... | ... | ... | 1 | ... | ... | ... | ... | ... | ... | ... | ... | ... | ... | ... | ... | ... | ... | ... | ... | ... | ... |
| ... | ... | ... | ... | 1 | ... | ... | ... | ... | ... | ... | ... | ... | ... | ... | ... | ... | ... | ... | ... | ... | ... | ... | ... | ... |
| ... | ... | ... | ... | ... | ... | ... | ... | ... | ... | ... | ... | ... | ... | ... | ... | ... | ... | ... | ... | ... | ... | 1 | ... | ... |
| ... | ... | ... | ... | ... | ... | ... | ... | ... | 24 | ... | ... | ... | ... | ... | ... | ... | ... | ... | ... | ... | ... | ... | ... | ... |
| ... | ... | ... | ... | ... | ... | ... | ... | 1 | ... | ... | ... | ... | ... | ... | ... | ... | ... | ... | ... | ... | 1 | ... | ... | ... |
| ... | ... | ... | ... | ... | ... | ... | ... | ... | ... | ... | ... | ... | ... | ... | ... | ... | ... | ... | ... | ... | 1 | ... | ... | ... |

TABLE XX.—Showing the Occupations of

| Occupation. | Classification. | | | Total. |
|--|-----------------|------------|--------|--------|
| | Order. | Sub-Order. | Group. | |
| CLASS VI.—INDEFINITE. | | | | |
| ORDER 22.—PERSONS WHOSE OCCUPATIONS ARE UNDEFINED OR UNKNOWN, EMBRACING THOSE WHO DERIVE INCOMES FROM SOURCES WHICH CANNOT BE DIRECTLY RELATED TO ANY OTHER CLASS. | | | | |
| Sub-Order 1.— <i>Persons of Independent Means, having no Specific Occupation or Undefined.</i> | | | | |
| Pensioner | 22 | 1 | 1 | 8 |
| Annuitant | 22 | 1 | 2 | 207 |
| Independent Means, Lady, Gentleman (so returned) | 22 | 1 | 3 | 207 |
| Sub-Order 2.— <i>Others Undefined, both as regards Means and particular Occupation.</i> | | | | |
| Others | 22 | 2 | 2 | 147 |
| CLASS VII.—DEPENDANTS. | | | | |
| ORDER 23.—PERSONS DEPENDENT UPON NATURAL GUARDIANS. | | | | |
| Sub-Order 1.— <i>Domestic Duties for which remuneration is not paid.</i> | | | | |
| Wife, Mother, Widow | 23 | 1 | 1 | 19,130 |
| Son, Daughter, Relative..... | 23 | 1 | 2 | 6158 |
| Visitors | 23 | 1 | 3 | 324 |
| Others | 23 | 1 | 4 | 237 |
| Sub-Order 2.— <i>Dependent Scholars and Students.</i> | | | | |
| Son, Daughter, Relative supported at Universities, &c. | 23 | 2 | 1 | 48 |
| Son, Daughter, Relative at School | 23 | 2 | 2 | 12,668 |
| Child, Relative at Home | 23 | 2 | 3 | 206 |
| Sub-Order 3.— <i>Dependent Relatives not stated to be performing Domestic Duties.</i> | | | | |
| Father, Mother (dependent upon Children) | 23 | 3 | 1 | 399 |
| Son, Daughter, Relative | 23 | 3 | 2 | 15,800 |
| Visitor | 23 | 3 | 3 | 646 |
| Others | 23 | 3 | 4 | 244 |
| ORDER 24.—PERSONS DEPENDENT UPON THE STATE, OR UPON PUBLIC OR PRIVATE SUPPORT. | | | | |
| Sub-Order 1.— <i>Supported by Voluntary and State Contributions.</i> | | | | |
| Inmate of Hospital | 24 | 1 | 1 | 77 |
| Ditto Benevolent Asylum | 24 | 1 | 2 | 196 |
| Ditto Lunatic Asylum | 24 | 1 | 3 | 164 |
| Ditto Orphan Asylum (including those Boarded-out) | 24 | 1 | 4 | 59 |
| Ditto Industrial School | 24 | 1 | 5 | 69 |
| Ditto Refuge | 24 | 1 | 6 | 4 |
| Pauper, Beggar | 24 | 1 | 7 | 57 |
| Sub-Order 2.— <i>Criminal Class.</i> | | | | |
| Inmate of Gaol or Penal Establishment | 24 | 2 | 1 | 25 |
| Ditto Watch-house..... | 24 | 2 | 2 | 1 |
| Ditto Reformatory | 24 | 2 | 3 | 17 |

Occupations of

TABLE XXI.—Showing in Alphabetical arrangement the Occupations of the People of Tasmania,

| Occupation. | Classification. | | | Persons. | | | Total. | Periods of Age. | | | | |
|---|-----------------|------------|--------|----------|--------|----------|--------|-----------------|------|------|------|------|
| | Order. | Sub-Order. | Group. | Persons. | Males. | Females. | | -5. | -15. | -20. | -45. | -65. |
| | | | | | | | | | | | | |
| Accountants, Auctioneer | 4 | 2 | 4 | 1 | 1 | ... | 1 | ... | ... | ... | 1 | ... |
| " Bank | 4 | 1 | 2 | 7 | 7 | ... | 7 | ... | ... | 1 | 5 | ... |
| " Brewery | 16 | 3 | 1 | 3 | 3 | ... | 3 | ... | ... | ... | 2 | ... |
| " Builder | 19 | 1 | 1 | 1 | 1 | ... | 1 | ... | ... | ... | 1 | ... |
| " Building Society | 4 | 1 | 3 | 1 | 1 | ... | 1 | ... | ... | ... | ... | 1 |
| " Butcher | 7 | 1 | 3 | 1 | 1 | ... | 1 | ... | ... | ... | 1 | ... |
| " Commercial and undefined | 11 | 3 | 2 | 114 | 111 | 3 | 111 | ... | ... | 2 | 82 | 24 |
| " Club | 3 | 1 | 4 | 1 | 1 | ... | 1 | ... | ... | ... | 1 | ... |
| " Draper | 6 | 1 | 2 | 1 | 1 | ... | 1 | ... | ... | ... | 1 | ... |
| " Gas Company | 18 | 1 | 1 | 1 | 1 | ... | 1 | ... | ... | ... | 1 | ... |
| " Grain Merchants | 7 | 2 | 1 | 1 | 1 | ... | 1 | ... | ... | ... | 1 | ... |
| " Government | 1 | 1 | 2 | 10 | 10 | ... | 10 | ... | ... | ... | 9 | 1 |
| " Insurance Company | 4 | 2 | 1 | 2 | 2 | ... | 2 | ... | ... | ... | 2 | ... |
| " Ironmonger | 10 | 3 | 6 | 3 | 3 | ... | 3 | ... | ... | ... | 3 | ... |
| " Law | 1 | 4 | 9 | 2 | 2 | ... | 2 | ... | ... | ... | 1 | 1 |
| " Merchant | 11 | 1 | 1 | 6 | 6 | ... | 6 | ... | ... | 1 | 3 | 2 |
| " Mining Office, Agent, Broker | 4 | 1 | 4 | 4 | 4 | ... | 4 | ... | ... | ... | 2 | 2 |
| " Newspaper Office | 14 | 1 | 4 | 1 | 1 | ... | 1 | ... | ... | ... | 1 | ... |
| " Railway | 13 | 1 | 1 | 1 | 1 | ... | 1 | ... | ... | ... | 1 | ... |
| " Shipping | 14 | 13 | 1 | 1 | 1 | ... | 1 | ... | ... | ... | 1 | ... |
| " Stationer | 5 | 1 | 1 | 2 | 2 | ... | 2 | ... | ... | ... | 2 | ... |
| " Tailor | 15 | 2 | 1 | 1 | 1 | ... | 1 | ... | ... | ... | 1 | ... |
| Actors, Actresses | 2 | 10 | 1 | 57 | 24 | 33 | 24 | ... | 1 | 1 | 19 | 3 |
| Agents, Book | 5 | 1 | 1 | 13 | 12 | 1 | 12 | ... | ... | 2 | 6 | 3 |
| " Bus | 13 | 2 | 1 | 2 | 2 | ... | 2 | ... | ... | ... | 2 | ... |
| " Canvassing | 11 | 1 | 6 | 2 | 2 | ... | 2 | ... | ... | ... | 2 | ... |
| " Coal | 9 | 1 | 1 | 2 | 2 | ... | 2 | ... | ... | ... | 1 | 1 |
| " Commission | 11 | 1 | 6 | 97 | 97 | ... | 97 | ... | ... | 2 | 56 | 33 |
| " Customs | 1 | 1 | 2 | 1 | 1 | ... | 1 | ... | ... | ... | 1 | ... |
| " Estate (House and land) | 4 | 3 | 2 or 5 | 18 | 18 | ... | 18 | ... | ... | ... | 5 | 9 |
| " Forwarding | 13 | 2 | 7 | 5 | 5 | ... | 5 | ... | ... | ... | 4 | 1 |
| " Insurance and Assurance | 4 | 2 | 1 | 30 | 30 | ... | 30 | ... | ... | ... | 23 | 7 |
| " Mining—see Brokers. | | | | | | | | | | | | |
| " Newspaper | 5 | 1 | 4 | 5 | 4 | 1 | 4 | ... | ... | ... | 1 | 2 |
| " Sewing Machine | 5 | 10 | 2 | 2 | 2 | ... | 2 | ... | ... | ... | 2 | ... |
| " Shipping | 13 | 3 | 4 | 21 | 21 | ... | 21 | ... | ... | ... | 18 | 2 |
| " Stock | 11 | 1 | 6 | 2 | 2 | ... | 2 | ... | ... | ... | 1 | 1 |
| " Tea Merchant | 7 | 3 | 4 | 1 | 1 | ... | 1 | ... | ... | ... | 1 | ... |
| " Theatrical | 2 | 10 | 2 | 2 | 2 | ... | 2 | ... | ... | ... | 1 | 1 |
| " Undefined | 22 | 2 | 2 | 22 | 22 | ... | 22 | ... | ... | 1 | 13 | 4 |
| Analysts—see Chemists. | | | | | | | | | | | | |
| Annuityants | 22 | 1 | 2 | 319 | 112 | 207 | 112 | ... | ... | ... | 18 | 33 |
| Apprentices—see Specific Trade. | | | | | | | | | | | | |
| Architects, Assistants | 2 | 6 | 5 | 39 | 39 | ... | 39 | ... | ... | 3 | 25 | 8 |
| Artists, Assistants | 2 | 8 | 1 | 38 | 18 | 20 | 18 | ... | ... | 1 | 14 | 3 |
| Assayers | 2 | 5 | 3 | 14 | 14 | ... | 14 | ... | ... | 1 | 13 | ... |
| Attendants, Hospital—see Hospital. | | | | | | | | | | | | |
| Auctioneers | 4 | 2 | 4 | 26 | 26 | ... | 26 | ... | ... | ... | 17 | 9 |
| Auditor, Government | 1 | 1 | 2 | 1 | 1 | ... | 1 | ... | ... | ... | ... | ... |
| Bakers, Assistants | 16 | 2 | 2 | 341 | 319 | 22 | 319 | ... | 30 | 49 | 175 | 51 |
| Bailiffs | 1 | 4 | 1 | 7 | 7 | ... | 7 | ... | ... | ... | 3 | 3 |
| Bank Clerks—see Clerks. | | | | | | | | | | | | |
| Barbers | 3 | 2 | 12 | 87 | 86 | 1 | 86 | ... | 6 | 19 | 55 | 5 |
| Bargemen | 13 | 3 | 9 | 15 | 15 | ... | 15 | ... | ... | 4 | 8 | 3 |
| Bark Contractors, Dealers—see Merchants. | | | | | | | | | | | | |
| " Millowners | 17 | 2 | 3 | 5 | 5 | ... | 5 | ... | ... | 1 | 2 | 2 |
| " Mill-hands—see Labourers. | | | | | | | | | | | | |
| " Strippers, Collectors | 21 | 4 | 3 | 18 | 17 | 1 | 17 | ... | ... | 6 | 11 | ... |
| Barmen, Barmaids | 7 | 3 | 1 | 67 | 28 | 39 | 28 | ... | ... | 2 | 22 | 3 |
| Barristers | 1 | 4 | 5 | 23 | 23 | ... | 23 | ... | ... | ... | 13 | 8 |
| Basket Makers | 14 | 4 | 5 | 22 | 22 | ... | 22 | ... | 2 | 4 | 11 | 3 |
| Bath Attendants, Keepers, Managers | 3 | 2 | 12 | 3 | 3 | ... | 3 | ... | 1 | ... | 1 | ... |
| Beer Merchants—see Wine and Spirit Merchants. | | | | | | | | | | | | |
| Bellhanger | 19 | 1 | 8 | 1 | 1 | ... | 1 | ... | ... | ... | 1 | ... |

TABLE XXI.—Showing in Alphabetical arrangement the Occupations of the People of Tasmania,

| Occupation. | Classification. | | | Persons. | | | Total. | Periods of Age. | | | | |
|--|-----------------|------------|--------|----------|--------|----------|--------|-----------------|------|------|------|------|
| | Order. | Sub-Order. | Group. | Persons. | Males. | Females. | | -5. | -15. | -20. | -45. | -65. |
| | | | | | | | | | | | | |
| Benevolent Home Inmates—see Inmates. | 5 | 1 | 3 | 2 | 2 | ... | 2 | ... | ... | ... | 1 | ... |
| Billstickers | 2 | 10 | 6 | 29 | 29 | ... | 29 | ... | 1 | 2 | 19 | 5 |
| Billiard-table Keepers, Markers..... | | | | | | | | | | | | |
| Bird Dealer, Fancier—see Poultry Fanciers, Poulterers. | | | | | | | | | | | | |
| Bishop | 2 | 1 | 1 | 1 | 1 | ... | 1 | ... | ... | ... | 1 | ... |
| Blacking Maker | 14 | 15 | 2 | 1 | 1 | ... | 1 | ... | ... | ... | 1 | ... |
| Blacksmiths, Assistants | 18 | 4 | 7 | 773 | 773 | ... | 773 | ... | 32 | 163 | 455 | 91 |
| Boarding-house Keepers..... | 3 | 1 | 3 | 282 | 36 | 246 | 36 | ... | 1 | ... | 12 | 16 |
| Boatbuilders—see Shipbuilders. | | | | | | | | | | | | |
| Boatmen..... | 13 | 3 | 11 | 40 | 40 | ... | 40 | ... | 3 | 4 | 19 | 9 |
| Boiler Makers | 18 | 4 | 5 | 34 | 34 | ... | 34 | ... | 1 | 6 | 23 | 2 |
| Bonded Warehouse Managers | 12 | 1 | 1 | 1 | 1 | ... | 1 | ... | ... | ... | 1 | ... |
| Bone-crushers, Labourers—see Labourers. | | | | | | | | | | | | |
| Bone-dust Manufacturers—see Manufacturers. | | | | | | | | | | | | |
| Book Agents—see Agents. | | | | | | | | | | | | |
| Bookbinders, Assistants | 14 | 1 | 5 | 61 | 40 | 21 | 40 | ... | 7 | 10 | 20 | 2 |
| Bookkeepers—see Accountants. | | | | | | | | | | | | |
| Bookmakers, Betting Men..... | 11 | 2 | 3 | ... | ... | ... | ... | ... | ... | ... | ... | ... |
| Booksellers, Assistants..... | 5 | 1 | 1 | 85 | 76 | 9 | 76 | ... | 5 | 12 | 44 | 13 |
| Boot Merchants, Dealers, Importers, Salesmen | 15 | 2 | 6 | 31 | 21 | 10 | 21 | ... | ... | ... | 19 | 2 |
| " Makers | 15 | 2 | 6 | 793 | 779 | 14 | 779 | ... | 48 | 124 | 409 | 121 |
| " Closers—see also Boot Makers | 15 | 2 | 6 | 8 | ... | 8 | ... | ... | ... | ... | ... | ... |
| " Clickers | | | | | | | | | | | | |
| " Cutters | | | | | | | | | | | | |
| " Finishers | | | | | | | | | | | | |
| " Factory Hands } see Boot Makers. | | | | | | | | | | | | |
| " Machinists | 15 | 2 | 6 | 31 | ... | 31 | ... | ... | ... | ... | ... | ... |
| Bottlers, Beer—see Brewers. | | | | | | | | | | | | |
| " Spirits } see Merchants. | | | | | | | | | | | | |
| " Wine } | | | | | | | | | | | | |
| Box Makers | 17 | 2 | 7 | 21 | 19 | 2 | 19 | ... | ... | 7 | 9 | 3 |
| Brassfounders, Moulders, Workers | 18 | 4 | 8 | 9 | 9 | ... | 9 | ... | ... | 2 | 4 | 2 |
| Bread and Biscuit Dealers—see Confectioners. | | | | | | | | | | | | |
| Brewers, Bottlers, Assistants | 16 | 3 | 1 | 25 | 25 | ... | 25 | ... | ... | ... | 18 | 6 |
| " Labourers—see Labourers. | | | | | | | | | | | | |
| " Carters—see Carters. | | | | | | | | | | | | |
| " Clerks—see Clerks. | | | | | | | | | | | | |
| Bricklayers | 19 | 1 | 3 | 180 | 180 | ... | 180 | ... | 2 | 20 | 119 | 27 |
| " Labourers—see Labourers. | | | | | | | | | | | | |
| Brick Makers | 18 | 2 | 4 | 126 | 125 | 1 | 125 | ... | 5 | 11 | 83 | 20 |
| " Labourers—see Labourers. | | | | | | | | | | | | |
| " Carters—see Carters. | | | | | | | | | | | | |
| Brokers, Furniture—see Furniture. | | | | | | | | | | | | |
| " Drapery and Fancy Goods—see Dealers. | | | | | | | | | | | | |
| " Stock and Share | 4 | 1 | 4 | 131 | 131 | ... | 131 | ... | ... | ... | 93 | 33 |
| " General and Undefined | 11 | 1 | 5 | 8 | 8 | ... | 8 | ... | ... | ... | 5 | 3 |
| Broom Makers | 5 | 10 | 4 | 5 | 5 | ... | 5 | ... | ... | ... | 1 | ... |
| Builders, Assistants | 19 | 1 | 1 | 195 | 195 | ... | 195 | ... | 3 | 20 | 109 | 51 |
| " Labourers—see Labourers. | | | | | | | | | | | | |
| Bullock Drivers, undefined..... | 21 | 2 | 3 | 67 | 67 | ... | 67 | ... | 3 | 12 | 42 | 10 |
| Butchers, Assistants..... | 7 | 1 | 3 | 511 | 482 | 29 | 482 | ... | 31 | 70 | 295 | 69 |
| Cabmen, Cabdrivers..... | 13 | 2 | 2 | 172 | 172 | ... | 172 | ... | ... | 16 | 133 | 18 |
| Cabinet Makers, Assistants..... | 14 | 14 | 1 | 158 | 158 | ... | 158 | ... | 11 | 29 | 82 | 27 |
| Candle Manufacturers—see Soap Manufacturers. | | | | | | | | | | | | |
| Capitalists | 4 | 1 | 7 | 505 | 302 | 203 | 302 | ... | ... | ... | 62 | 110 |
| Caretakers, Theatre | 2 | 10 | 5 | 1 | 1 | ... | 1 | ... | ... | ... | 1 | ... |
| " Bath | 3 | 2 | 12 | 2 | 1 | 1 | 1 | ... | ... | ... | ... | 1 |
| " Undefined | 3 | 2 | 15 | 64 | 53 | 11 | 53 | ... | 5 | 2 | 16 | 21 |
| " Museum | 2 | 7 | 9 | 2 | 2 | ... | 2 | ... | ... | 1 | 1 | ... |
| Carpenters, Ship—see Shipbuilders. | | | | | | | | | | | | |
| Carpenters, Assistants | 19 | 1 | 4 | 1453 | 1453 | ... | 1453 | ... | 32 | 168 | 889 | 287 |
| Carriage, Railway, Builders | 14 | 11 | 1 | 18 | 18 | ... | 18 | ... | 1 | 2 | 12 | 3 |
| " Road, Builders—see Coach Makers. | | | | | | | | | | | | |
| Carriers, Carters | 13 | 2 | 3 | 1060 | 1060 | ... | 1060 | ... | 39 | 163 | 686 | 138 |
| Carvers and Gilders..... | 14 | 4 | 1 | 9 | 9 | ... | 9 | ... | ... | 2 | 4 | 2 |
| Cashiers, Bank | 5 | 4 | 1 | 4 | 4 | ... | 4 | ... | ... | ... | 2 | 1 |

293

Males.

Females.

| Males. | | | | | | | | | Females. | | | | | | | | | | | | | | |
|--------------|-------------|-----------|-------------------------|--------------|---------------------|-------------|------------|-------------|----------|-----------------|------|------|------|------|--------------|-------------|-----------|-------------------------|--------------|---------------------|-------------|------------|-------------|
| | | Grade. | | | | | | | Total. | Periods of Age. | | | | | | | Grade. | | | | | | |
| 65 and over. | Not stated. | Employer. | Engaged on own account. | Wage-earner. | Relative assisting. | Unemployed. | Dependant. | Not stated. | | -5. | -15. | -20. | -45. | -65. | 65 and over. | Not stated. | Employer. | Engaged on own account. | Wage-earner. | Relative assisting. | Unemployed. | Dependant. | Not stated. |
| 1 | ... | ... | 1 | 1 | ... | ... | ... | ... | ... | ... | ... | ... | ... | ... | ... | ... | ... | ... | ... | ... | ... | ... | |
| 2 | ... | ... | 6 | 23 | ... | ... | ... | ... | ... | ... | ... | ... | ... | ... | ... | ... | ... | ... | ... | ... | ... | ... | |
| ... | ... | ... | ... | 1 | ... | ... | ... | ... | ... | ... | ... | ... | ... | ... | ... | ... | ... | ... | ... | ... | ... | ... | |
| 32 | ... | 105 | 93 | 519 | 28 | 27 | ... | 1 | ... | ... | ... | ... | ... | ... | ... | ... | ... | ... | ... | ... | ... | ... | |
| 7 | ... | 20 | 15 | ... | 1 | ... | ... | ... | 246 | ... | 4 | 7 | 112 | 97 | 26 | ... | 26 | 160 | 4 | 56 | ... | ... | |
| 5 | ... | 4 | 13 | 16 | 7 | ... | ... | ... | ... | ... | ... | ... | ... | ... | ... | ... | ... | ... | ... | ... | ... | ... | |
| 2 | ... | ... | ... | 33 | ... | 1 | ... | ... | ... | ... | ... | ... | ... | ... | ... | ... | ... | ... | ... | ... | ... | ... | |
| ... | ... | ... | ... | 1 | ... | ... | ... | ... | ... | ... | ... | ... | ... | ... | ... | ... | ... | ... | ... | ... | ... | ... | |
| 1 | ... | 1 | 1 | 37 | ... | 1 | ... | ... | 21 | ... | 3 | 11 | 7 | ... | ... | ... | ... | 21 | ... | ... | ... | ... | |
| ... | ... | ... | ... | ... | ... | ... | ... | ... | ... | ... | ... | ... | ... | ... | ... | ... | ... | ... | ... | ... | ... | ... | |
| 2 | ... | 26 | 10 | 39 | ... | ... | ... | 1 | 9 | ... | ... | 1 | 7 | 1 | ... | ... | 4 | ... | 3 | 2 | ... | ... | |
| 77 | ... | 8 | 2 | 11 | ... | ... | ... | ... | 10 | ... | 1 | 1 | 6 | 1 | 1 | ... | 1 | 8 | 1 | ... | ... | ... | |
| ... | ... | 67 | 250 | 432 | 12 | 17 | ... | 1 | 14 | ... | 2 | 6 | 6 | ... | ... | ... | ... | 9 | 4 | 1 | ... | ... | |
| ... | ... | ... | ... | ... | ... | ... | ... | ... | 8 | ... | 1 | 4 | 3 | ... | ... | ... | ... | 7 | ... | 1 | ... | ... | |
| ... | ... | ... | ... | ... | ... | ... | ... | ... | 31 | ... | 2 | 10 | 19 | ... | ... | ... | ... | 29 | ... | 2 | ... | ... | |
| ... | ... | 1 | 1 | 17 | ... | ... | ... | ... | 2 | ... | ... | 1 | 1 | ... | ... | ... | 1 | 1 | ... | ... | ... | ... | |
| 1 | ... | 1 | 2 | 6 | ... | ... | ... | ... | ... | ... | ... | ... | ... | ... | ... | ... | ... | ... | ... | ... | ... | ... | |
| 1 | ... | 9 | ... | 15 | ... | 1 | ... | ... | ... | ... | ... | ... | ... | ... | ... | ... | ... | ... | ... | ... | ... | ... | |
| 10 | 2 | 10 | 14 | 143 | ... | 13 | ... | ... | ... | ... | ... | ... | ... | ... | ... | ... | ... | ... | ... | ... | ... | ... | |
| 6 | ... | 21 | 5 | 94 | 2 | 3 | ... | ... | 1 | ... | ... | ... | ... | 1 | ... | 1 | ... | ... | ... | ... | ... | ... | |
| 5 | ... | 41 | 73 | 16 | ... | 1 | ... | ... | ... | ... | ... | ... | ... | ... | ... | ... | ... | ... | ... | ... | ... | ... | |
| ... | ... | ... | 7 | 1 | ... | ... | ... | ... | ... | ... | ... | ... | ... | ... | ... | ... | ... | ... | ... | ... | ... | ... | |
| 4 | ... | ... | 5 | ... | ... | ... | ... | ... | ... | ... | ... | ... | ... | ... | ... | ... | ... | ... | ... | ... | ... | ... | |
| 12 | ... | 104 | 34 | 49 | 6 | 2 | ... | ... | ... | ... | ... | ... | ... | ... | ... | ... | ... | ... | ... | ... | ... | ... | |
| ... | ... | 1 | 1 | 63 | 1 | 1 | ... | ... | ... | ... | ... | ... | ... | ... | ... | ... | ... | ... | ... | ... | ... | ... | |
| 17 | ... | 90 | 80 | 281 | 23 | 8 | ... | ... | 29 | ... | ... | 4 | 19 | 5 | 1 | ... | 6 | 1 | 8 | 14 | ... | ... | |
| 5 | ... | 40 | 90 | 39 | ... | 3 | ... | ... | ... | ... | ... | ... | ... | ... | ... | ... | ... | ... | ... | ... | ... | ... | |
| 9 | ... | 21 | 28 | 105 | 1 | 3 | ... | ... | ... | ... | ... | ... | ... | ... | ... | ... | ... | ... | ... | ... | ... | ... | |
| 130 | ... | 27 | 275 | ... | ... | ... | ... | ... | 203 | ... | ... | ... | 64 | 74 | 65 | ... | 203 | ... | ... | ... | ... | ... | |
| ... | ... | ... | ... | 1 | ... | ... | ... | ... | ... | ... | ... | ... | ... | ... | ... | ... | ... | ... | ... | ... | ... | ... | |
| ... | ... | 1 | ... | ... | ... | ... | ... | ... | 1 | ... | ... | ... | 1 | ... | ... | ... | 1 | ... | ... | ... | ... | ... | |
| 9 | ... | ... | ... | 53 | ... | ... | ... | ... | 11 | ... | ... | ... | 6 | 1 | 4 | ... | ... | 11 | ... | ... | ... | ... | |
| ... | ... | ... | ... | 2 | ... | ... | ... | ... | ... | ... | ... | ... | ... | ... | ... | ... | ... | ... | ... | ... | ... | ... | |
| 75 | 2 | 76 | 193 | 1077 | 24 | 83 | ... | ... | ... | ... | ... | ... | ... | ... | ... | ... | ... | ... | ... | ... | ... | ... | |
| ... | ... | ... | ... | 18 | ... | ... | ... | ... | ... | ... | ... | ... | ... | ... | ... | ... | ... | ... | ... | ... | ... | ... | |
| 34 | ... | 50 | 263 | 710 | 22 | 14 | ... | 1 | ... | ... | ... | ... | ... | ... | ... | ... | ... | ... | ... | ... | ... | ... | |
| 1 | ... | 3 | 3 | 1 | 1 | 1 | ... | ... | ... | ... | ... | ... | ... | ... | ... | ... | ... | ... | ... | ... | ... | ... | |
| 1 | ... | ... | ... | 4 | ... | ... | ... | ... | ... | ... | ... | ... | ... | ... | ... | ... | ... | ... | ... | ... | ... | ... | |

TABLE XXI.—Showing in Alphabetical arrangement the Occupations of the People of Tasmania,

| Occupation. | Classification. | | | Persons. | | | Total. | Periods of Age. | | | | |
|--|-----------------|------------|--------|----------|--------|----------|--------|-----------------|------|------|------|------|
| | Order. | Sub-Order. | Group. | Persons. | Males. | Females. | | -5. | -15. | -20. | -45. | -65. |
| | | | | | | | | | | | | |
| Cashiers, Commercial | 11 | 3 | 2 | 5 | 5 | ... | 5 | ... | ... | ... | 4 | 1 |
| " Building Society | 4 | 1 | 3 | 1 | 1 | ... | 1 | ... | ... | ... | 1 | ... |
| " Government | 1 | 1 | 2 | 3 | 3 | ... | 3 | ... | ... | ... | 3 | ... |
| " Estate Agent | 4 | 3 | 2 or 5 | 1 | 1 | ... | 1 | ... | ... | ... | 1 | ... |
| " Undefined | 11 | 3 | 2 | 1 | 1 | ... | 1 | ... | ... | ... | 1 | ... |
| Cattle Inspectors—see Inspectors. | | | | | | | | | | | | |
| Chainmen—see Labourers. | | | | | | | | | | | | |
| Chandler, Ship | 5 | 13 | 3 | 6 | 6 | ... | 6 | ... | ... | 1 | 2 | 2 |
| Charcoal Burners | 18 | 1 | 4 | 5 | 5 | ... | 5 | ... | ... | ... | 1 | 2 |
| Chaffcutters | 17 | 3 | 1 | 7 | 7 | ... | 7 | ... | 1 | 2 | 3 | 1 |
| Charitable Institution Officers | 2 | 2 | 2 | 8 | 8 | ... | 8 | ... | ... | ... | 4 | 3 |
| " Attendants—see Warders. | | | | | | | | | | | | |
| Charity, Sisters of | 2 | 2 | 4 | ... | ... | ... | ... | ... | ... | ... | ... | ... |
| Charwomen | 3 | 2 | 11 | 102 | ... | 102 | ... | ... | ... | ... | ... | ... |
| Chemists and Druggists | 2 | 5 | 2 | 116 | 114 | 2 | 114 | ... | 2 | 25 | 74 | 12 |
| " Analytical | 2 | 5 | 2 | 3 | 3 | ... | 3 | ... | ... | ... | 3 | ... |
| Children—see Relatives. | | | | | | | | | | | | |
| Chimney Sweeps, Assistants | 19 | 3 | 3 | 14 | 14 | ... | 14 | ... | ... | ... | 5 | 7 |
| Church Officers—see Officers. | | | | | | | | | | | | |
| City Engineers—see Engineers. | | | | | | | | | | | | |
| " Surveyors—see Surveyors. | | | | | | | | | | | | |
| Civil Engineers—see Engineers. | | | | | | | | | | | | |
| Cigar Makers | 16 | 3 | 8 | 1 | 1 | ... | 1 | ... | ... | ... | 1 | ... |
| Clergymen—see Ministers of Religion. | | | | | | | | | | | | |
| Clerks, Agricultural Society | 11 | 3 | 2 | 1 | 1 | ... | 1 | ... | ... | ... | 1 | ... |
| " Accountant | 11 | 3 | 2 | 2 | 2 | ... | 2 | ... | ... | 1 | 1 | ... |
| " Architect | 2 | 6 | 5 | 1 | 1 | ... | 1 | ... | ... | ... | 1 | ... |
| " Auctioneer | 4 | 2 | 4 | 29 | 29 | ... | 29 | ... | 1 | 13 | 12 | 3 |
| " Baker | 16 | 2 | 2 | 1 | ... | 1 | ... | ... | ... | ... | ... | ... |
| " Bank | 4 | 1 | 2 | 152 | 152 | ... | 152 | ... | ... | 45 | 103 | 3 |
| " Bark Mill | 17 | 2 | 3 | 1 | 1 | ... | 1 | ... | ... | ... | 1 | ... |
| " Boot Importer | 6 | 2 | 3 | 3 | 3 | ... | 3 | ... | ... | ... | 3 | ... |
| " Brewery | 16 | 3 | 1 | 4 | 3 | 1 | 3 | ... | ... | 2 | 1 | ... |
| " Builder | 19 | 1 | 1 | 2 | 2 | ... | 2 | ... | ... | 2 | ... | ... |
| " Building Society | 4 | 1 | 3 | 7 | 7 | ... | 7 | ... | ... | 3 | 3 | ... |
| " Butcher | 16 | 1 | 1 | 2 | 1 | 1 | 1 | ... | ... | ... | ... | 1 |
| " Charitable Offices | 2 | 2 | 2 | 1 | 1 | ... | 1 | ... | 1 | ... | ... | ... |
| " Coach Builder | 14 | 11 | 2 | 1 | 1 | ... | 1 | ... | ... | ... | 1 | ... |
| " Commission Agent | 11 | 1 | 6 | 4 | 4 | ... | 4 | ... | ... | 2 | 2 | ... |
| " Confectioner | 7 | 2 | 3 | 1 | 1 | ... | 1 | ... | ... | 1 | ... | ... |
| " Mine | 21 | 6 | 7 | 2 | 2 | ... | 2 | ... | ... | 1 | 1 | ... |
| " Corporation, Municipal Police | 1 | 2 | 1 | 34 | 34 | ... | 34 | ... | ... | 3 | 13 | 15 |
| " Customs Agent | 1 | 1 | 2 | 1 | 1 | ... | 1 | ... | ... | 1 | ... | ... |
| " Customs | 1 | 1 | 2 | 4 | 4 | ... | 4 | ... | ... | 1 | 1 | 2 |
| " Defence Force | ... | ... | ... | 3 | 3 | ... | 3 | ... | ... | 1 | 2 | ... |
| " Draper | 6 | 1 | 2 | 27 | 22 | 5 | 22 | ... | 5 | 6 | 10 | 1 |
| " Dispensary | 2 | 3 | 6 | 1 | 1 | ... | 1 | ... | ... | ... | ... | 1 |
| " Engineer | 2 | 6 | 1 | 2 | 2 | ... | 2 | ... | ... | ... | 2 | ... |
| " Estate Agent | 4 | 3 | 2 or 5 | 2 | 2 | ... | 2 | ... | ... | ... | 2 | ... |
| " Exhibition | 2 | 10 | 2 | 1 | 1 | ... | 1 | ... | ... | ... | 1 | ... |
| " Fancy Goods Shop | 5 | 4 | 4 | 2 | 2 | ... | 2 | ... | ... | 1 | 1 | ... |
| " Foundry | 18 | 4 | 6 | 2 | 2 | ... | 2 | ... | ... | 2 | ... | ... |
| " Fruit Merchant | 7 | 2 | 4 | 1 | 1 | ... | 1 | ... | ... | ... | 1 | ... |
| " Gas Company | 18 | 1 | 1 | 4 | 4 | ... | 4 | ... | ... | 2 | 2 | ... |
| " Government | 1 | 1 | 2 | 186 | 186 | ... | 186 | ... | 3 | 32 | 114 | 32 |
| " Government Railway | 13 | 1 | 1 | 61 | 61 | ... | 61 | ... | 7 | 28 | 24 | 2 |
| " Grain and Produce Merchant | 7 | 2 | 1 | 5 | 5 | ... | 5 | ... | 1 | 3 | 1 | ... |
| " Grocer | 7 | 3 | 4 | 6 | 6 | ... | 6 | ... | ... | 3 | 3 | ... |
| " Hotel | 3 | 1 | 4 | 1 | 1 | ... | 1 | ... | ... | ... | 1 | ... |
| " Ironmonger | 10 | 3 | 6 | 8 | 7 | 1 | 7 | ... | ... | 2 | 5 | ... |
| " Insurance | 4 | 2 | 1 | 37 | 37 | ... | 37 | ... | 3 | 9 | 25 | ... |
| " Jam Factory | 16 | 2 | 3 | 3 | 3 | ... | 3 | ... | ... | ... | 2 | 1 |
| " Jeweller | 18 | 3 | 1 | 1 | 1 | ... | 1 | ... | ... | ... | 1 | ... |
| " Law | 1 | 4 | 8 | 105 | 105 | ... | 105 | ... | 2 | 41 | 52 | 8 |
| " Law (Articled) | 1 | 4 | 8 | 45 | 45 | ... | 45 | ... | ... | 16 | 29 | ... |
| " Livery Stable | 13 | 2 | 4 | 1 | 1 | ... | 1 | ... | ... | ... | 1 | ... |
| " Mining Agent—see Stock & Sharebrokers Clerk. | | | | | | | | | | | | |

TABLE XXI.—Showing in Alphabetical arrangement the Occupations of the People of Tasmania,

| Occupation. | Classification. | | | Persons. | | | Total. | Periods of Age. | | | | |
|---------------------------------------|-----------------|------------|--------|----------|--------|----------|--------|-----------------|------|------|------|------|
| | Order. | Sub-Order. | Group. | Persons. | Males. | Females. | | -5. | -15. | -20. | -45. | -65. |
| | | | | | | | | | | | | |
| Clerks, Miller | 16 | 2 | 1 | 3 | 3 | ... | 3 | ... | ... | ... | 2 | 1 |
| " Mercantile | 11 | 1 | 1 | 184 | 182 | 2 | 182 | ... | 6 | 43 | 94 | 37 |
| " Newspaper | 14 | 1 | 1 | 15 | 15 | ... | 15 | ... | 2 | 2 | 7 | 3 |
| " Painter | 5 | 14 | 3 | 2 | 2 | ... | 2 | ... | ... | 1 | 1 | ... |
| " Police—see Corporation, Municipal. | | | | | | | | | | | | |
| " Post Office | 13 | 4 | 1 | 17 | 16 | 1 | 16 | ... | ... | 5 | 11 | ... |
| " Printer | 14 | 1 | 2 | 2 | 2 | ... | 2 | ... | ... | ... | 2 | ... |
| " Railway | 13 | 1 | 1 | 61 | 61 | ... | 61 | ... | 7 | 28 | 24 | 2 |
| " Road Trust | 1 | 2 | 1 | 2 | 2 | ... | 2 | ... | ... | ... | 1 | ... |
| " Saddler | 14 | 12 | 1 | 1 | 1 | ... | 1 | ... | ... | ... | ... | ... |
| " Saw-mill | 17 | 2 | 6 | 7 | 6 | 1 | 6 | ... | ... | 2 | 3 | 1 |
| " Sewing Machine Agent | 5 | 10 | 2 | 1 | ... | 1 | ... | ... | ... | ... | ... | ... |
| " Soap Maker | 17 | 1 | 1 | 2 | 2 | ... | 2 | ... | ... | 1 | 1 | ... |
| " Stationer, Book, Music Seller | 5 | 1 | 1 | 8 | 7 | 1 | 7 | ... | ... | 2 | 4 | 1 |
| " Stock and Sharebroker | 4 | 1 | 4 | 52 | 51 | 1 | 51 | ... | 5 | 19 | 26 | 1 |
| " Storekeeper | 11 | 1 | 2 | 17 | 17 | ... | 17 | ... | ... | 5 | 12 | ... |
| " Tannery | 14 | 12 | 5 | 2 | 2 | ... | 2 | ... | ... | ... | 2 | ... |
| " Telegraph and Telephone | 13 | 5 | 1 | 13 | 6 | 7 | 6 | ... | ... | 3 | 3 | ... |
| " Timber Merchant | 5 | 14 | 4 | 13 | 13 | ... | 13 | ... | 2 | 3 | 7 | 1 |
| " Works, of | 19 | 2 | 2 | 4 | 4 | ... | 4 | ... | ... | ... | ... | 4 |
| " Warehouse—see Mercantile. | | | | | | | | | | | | |
| " Weighbridge | 20 | 1 | 6 | 2 | 2 | ... | 2 | ... | ... | ... | 2 | ... |
| " Wine and Spirit Merchant | 7 | 3 | 1 | 6 | 6 | ... | 6 | ... | ... | 2 | 4 | ... |
| " Undefined | 11 | 3 | 2 | 118 | 118 | ... | 118 | ... | 4 | 30 | 71 | 11 |
| Clothiers—see Drapers. | | | | | | | | | | | | |
| Club House Secretary—see Secretary. | | | | | | | | | | | | |
| " Stewards | 3 | 1 | 4 | 5 | 5 | ... | 5 | ... | ... | ... | 5 | ... |
| Coach Driver, Conductor | 13 | 2 | 2 | 44 | 44 | ... | 44 | ... | 1 | 5 | 35 | 3 |
| " Proprietor | 13 | 2 | 1 | 23 | 22 | 1 | 22 | ... | ... | ... | 18 | 4 |
| " Makers | 14 | 11 | 2 | 129 | 129 | ... | 129 | ... | 9 | 29 | 61 | 26 |
| " Smiths | 14 | 11 | 2 | 16 | 16 | ... | 16 | ... | ... | 4 | 7 | 5 |
| " Trimmers | 14 | 11 | 2 | 2 | 2 | ... | 2 | ... | ... | ... | 2 | ... |
| " Painters | 14 | 11 | 2 | 14 | 14 | ... | 14 | ... | ... | 4 | 10 | ... |
| Coachmen, Domestic Servants | 3 | 2 | 8 | 61 | 61 | ... | 61 | ... | ... | 4 | 44 | 13 |
| Coal Agents—see Agents. | | | | | | | | | | | | |
| " Merchants—see Merchants. | | | | | | | | | | | | |
| " Miners—see Miners. | | | | | | | | | | | | |
| " Trimmers | 13 | 3 | 6 | 24 | 24 | ... | 24 | ... | ... | ... | 24 | ... |
| Cobblers—see Bootmakers. | | | | | | | | | | | | |
| Coffee Merchants—see Merchants. | | | | | | | | | | | | |
| " Stall Keepers | 3 | 1 | 5 | 1 | 1 | ... | 1 | ... | ... | ... | 1 | ... |
| " Palace Keepers | 3 | 1 | 2 | 24 | 17 | 7 | 17 | ... | 2 | 1 | 8 | 4 |
| Collectors, Rent and Debt | 4 | 3 | 5 | 4 | 4 | ... | 4 | ... | ... | ... | 1 | 1 |
| " Land Tax | 1 | 2 | 1 | 1 | 1 | ... | 1 | ... | ... | ... | 1 | ... |
| " Customs | 1 | 1 | 2 | 1 | 1 | ... | 1 | ... | ... | ... | ... | 1 |
| " City Rates | 1 | 2 | 1 | 2 | 2 | ... | 2 | ... | ... | ... | 2 | ... |
| " Newspaper and Advertising | 5 | 1 | 3 or 4 | 5 | 5 | ... | 5 | ... | ... | ... | 4 | 1 |
| " Undefined | 22 | 2 | 2 | 10 | 10 | ... | 10 | ... | ... | ... | 8 | 2 |
| Commission Agents—see Agents. | | | | | | | | | | | | |
| Companions, so defined | 3 | 2 | 15 | 14 | ... | 14 | ... | ... | ... | ... | ... | ... |
| Compositors | 14 | 1 | 3 | 338 | 338 | ... | 338 | ... | 26 | 83 | 194 | 31 |
| Confectioners | 7 | 2 | 3 | 88 | 62 | 26 | 62 | ... | 5 | 12 | 35 | 6 |
| Conservator of Forests | 21 | 4 | 1 | 1 | 1 | ... | 1 | ... | ... | ... | ... | 1 |
| Contractors, Clearing Land | 19 | 2 | 1 | 9 | 9 | ... | 9 | ... | ... | ... | 5 | 2 |
| " Mail | 13 | 4 | 3 | 2 | ... | 2 | ... | ... | ... | ... | ... | ... |
| " Railway | 19 | 2 | 1 | 2 | 2 | ... | 2 | ... | ... | ... | ... | 2 |
| " Road | 19 | 2 | 1 | 324 | 324 | ... | 324 | ... | 4 | 18 | 244 | 53 |
| " Sawmills | 17 | 2 | 5 | 2 | 2 | ... | 2 | ... | ... | ... | 2 | ... |
| " Undefined | 19 | 2 | 1 | 30 | 30 | ... | 30 | ... | ... | ... | 18 | 11 |
| Convent Teachers—see Teachers. | | | | | | | | | | | | |
| Cooks, Asylum | 3 | 2 | 3 | 3 | 2 | 1 | 2 | ... | ... | ... | 1 | 1 |
| " Domestic | 3 | 2 | 7 | 275 | ... | 275 | ... | ... | ... | ... | ... | ... |
| " Farm | 21 | 1 | 3 | 5 | 5 | ... | 5 | ... | ... | ... | ... | 2 |
| " Ship | 13 | 3 | 7 | 30 | 30 | ... | 30 | ... | ... | 2 | 25 | 3 |
| " Survey Parties | 2 | 6 | 4 | 6 | 6 | ... | 6 | ... | ... | ... | 3 | 3 |
| " Undefined | 3 | 2 | 7 | 87 | 87 | ... | 87 | ... | ... | 2 | 29 | 34 |
| Coopers and Assistants | 17 | 2 | 4 | 37 | 37 | ... | 37 | ... | 1 | 3 | 24 | 7 |

OCCUPATIONS.

297

giving their Ages under different groupings, and stating whether Employer, Employed, &c.—*continued.*

| Males. | | | | | | | | | Females. | | | | | | | | | | | | | | |
|--------------|-------------|-----------|-------------------------|--------------|---------------------|-------------|------------|-------------|----------|-----------------|------|------|------|------|--------------|-------------|-----------|-------------------------|--------------|---------------------|-------------|------------|-------------|
| | | Grade. | | | | | | | Total. | Periods of Age. | | | | | | | Grade. | | | | | | |
| 65 and over. | Not stated. | Employer. | Engaged on own account. | Wage-earner. | Relative assisting. | Unemployed. | Dependant. | Not stated. | | -5. | -15. | -20. | -45. | -65. | 65 and over. | Not stated. | Employer. | Engaged on own account. | Wage-earner. | Relative assisting. | Unemployed. | Dependant. | Not stated. |
| 2 | 1 | | | 3 | | | | | 2 | | | 1 | 1 | | | | | 2 | | | | | |
| | | | | 179 | 1 | 2 | | | | | | | | | | | | | | | | | |
| | | | | 15 | | | | | | | | | | | | | | | | | | | |
| | | | | 2 | | | | | | | | | | | | | | | | | | | |
| | | | | 16 | | | | | 1 | | | | | | | | | 1 | | | | | |
| | | | | 2 | | | | | | | | | | | | | | | | | | | |
| | | | | 61 | | | | | | | | | | | | | | | | | | | |
| 1 | | | | 2 | | | | | | | | | | | | | | | | | | | |
| 1 | | | | 1 | | | | | | | | | | | | | | | | | | | |
| | | | | 6 | | | | | 1 | | | 1 | | | | | | | 1 | | | | |
| | | | | | | | | | 1 | | | | 1 | | | | | 1 | | | | | |
| | | | | 2 | | | | | | | | | | | | | | | | | | | |
| | | | | 7 | | | | | 1 | | | | 1 | | | | | 1 | | | | | |
| | | | | 50 | 1 | | | | 1 | | | | | | | | | 1 | | | | | |
| | | | | 15 | | 2 | | | | | | 1 | | | | | | | | | | | |
| | | | | 2 | | | | | | | | | | | | | | | | | | | |
| | | | | 6 | | | | | 7 | | | | 2 | 4 | 1 | | | 7 | | | | | |
| | | | | 13 | | | | | | | | | | | | | | | | | | | |
| | | | | 4 | | | | | | | | | | | | | | | | | | | |
| | | | | | | | | | | | | | | | | | | | | | | | |
| | | | | 2 | | | | | | | | | | | | | | | | | | | |
| | | | | 6 | | | | | | | | | | | | | | | | | | | |
| 2 | | | 2 | 111 | 1 | 4 | 1 | | | | | | | | | | | | | | | | |
| | | | | | | | | | | | | | | | | | | | | | | | |
| | | | | 5 | | | | | | | | | | | | | | | | | | | |
| | | | | 41 | 1 | 2 | | | | | | | | | | | | | | | | | |
| | | 16 | | | | | | | 1 | | | | | | | | | | | | | | |
| 4 | | 15 | 9 | 96 | | 5 | | | | | | | | 1 | | 1 | | | | | | | |
| | | 3 | 1 | 12 | | | | | | | | | | | | | | | | | | | |
| | | | 1 | 1 | | | | | | | | | | | | | | | | | | | |
| | | 1 | 2 | 11 | | | | | | | | | | | | | | | | | | | |
| | | | | 60 | | 1 | | | | | | | | | | | | | | | | | |
| | | | | | | | | | | | | | | | | | | | | | | | |
| | | | | 24 | | | | | | | | | | | | | | | | | | | |
| | | | | | | | | | | | | | | | | | | | | | | | |
| 2 | | 8 | 1 | | 3 | | | | 7 | | | | | 2 | | | | | | | | | |
| 2 | | | 2 | 1 | | | | | | | | | | | | | | | | | | | |
| | | | | 1 | | | | | | | | | | | | | | | | | | | |
| | | | | 1 | | | | | | | | | | | | | | | | | | | |
| | | | | 2 | | | | | | | | | | | | | | | | | | | |
| | | | | 5 | | | | | | | | | | | | | | | | | | | |
| | | | 1 | 9 | | | | | | | | | | | | | | | | | | | |
| | | | | | | | | | | | | | | | | | | | | | | | |
| 4 | | 6 | 2 | 325 | 2 | 3 | | | 14 | | | 2 | 9 | 2 | 1 | | | 14 | | | | | |
| 4 | | 10 | 5 | 43 | 3 | 1 | | | 26 | | | 3 | 11 | 11 | 1 | | 2 | 6 | 13 | 5 | | | |
| | | | | 1 | | | | | | | | | | | | | | | | | | | |
| 2 | | 2 | 7 | | | | | | | | | | | | | | | | | | | | |
| | | | | | | | | | | | | | | | | | | | | | | | |
| | | 2 | | | | | | | 2 | | | | 2 | | | | | | | | | | |
| 3 | 2 | 208 | 97 | | | | | | | | | | | | | | | | | | | | |
| 1 | | 24 | 2 | 4 | | | | | | | | | | | | | | | | | | | |
| | | | | | | | | | | | | | | | | | | | | | | | |
| | | | | 2 | | | | | 1 | | | | 1 | | | | | 1 | | | | | |
| 3 | | | | | | | | | 275 | | | 2 | 76 | 165 | 30 | 2 | | 271 | 1 | 3 | | | |
| | | | | 5 | | | | | | | | | | | | | | | | | | | |
| | | | | 30 | | | | | | | | | | | | | | | | | | | |
| | | | | 6 | | | | | | | | | | | | | | | | | | | |
| 22 | | 1 | | 77 | 6 | 3 | | | | | | | | | | | | | | | | | |
| 2 | | 3 | 10 | 23 | | 1 | | | | | | | | | | | | | | | | | |

TABLE XXI.—Showing in Alphabetical arrangement the Occupations of the People of Tasmania,

| Occupation. | Classification. | | | Persons. | | | Total. | Periods of Age. | | | | |
|--|-----------------|------------|--------|----------|--------|----------|--------|-----------------|------|------|------|------|
| | Order. | Sub-Order. | Group. | Persons. | Males. | Females. | | -5. | -15. | -20. | -45. | -65. |
| | | | | | | | | | | | | |
| Coppersmiths | 18 | 4 | 1 | 4 | 4 | ... | 4 | ... | ... | 2 | 2 | ... |
| Cordial Makers..... | 16 | 3 | 5 | 46 | 46 | ... | 46 | ... | 5 | 5 | 30 | 5 |
| Corn Merchants—see Merchants. | | | | | | | | | | | | |
| Corporation Officers..... | 1 | 2 | 1 | 6 | 6 | ... | 6 | ... | ... | ... | 1 | 5 |
| County Council—see Municipal. | | | | | | | | | | | | |
| Crockery Dealers, &c..... | 10 | 1 | 7 | 8 | ... | 8 | ... | ... | ... | ... | ... | ... |
| Curator, Museum..... | 2 | 7 | 9 | 2 | 2 | ... | 2 | ... | ... | ... | 2 | ... |
| Curriers, Tanners, &c., Assistants | 14 | 12 | 5 | 105 | 105 | ... | 105 | ... | 1 | 8 | 76 | 16 |
| Customs Officers—see Officers. | | | | | | | | | | | | |
| Cutters, Tailors'—see Tailors. | | | | | | | | | | | | |
| „ Bootmakers'—see Bootmakers. | | | | | | | | | | | | |
| Dairy Farmers—see Farmers. | | | | | | | | | | | | |
| Daughters | 23 | 1 | 2 | 21,958 | ... | 21,958 | ... | ... | ... | ... | ... | ... |
| Dealers and Assistants..... | 11 | 1 | 3 | 95 | 79 | 16 | 79 | ... | 4 | 5 | 37 | 23 |
| Dealers, Cattle | 8 | 1 | 1 | 10 | 10 | ... | 10 | ... | ... | 1 | 6 | 3 |
| „ Crockery | 10 | 1 | 7 | 5 | 5 | ... | 5 | ... | ... | 1 | 1 | 2 |
| „ Fancy Goods—see Fancy Goods. | | | | | | | | | | | | |
| „ Furniture (see also Importers) | 5 | 15 | 1 | 16 | 10 | 6 | 10 | ... | 1 | 3 | 3 | 2 |
| „ Hay and Corn | 8 | 5 | 3 | 15 | 15 | ... | 15 | ... | ... | 2 | 8 | 3 |
| „ Skins and Wool..... | 8 | 3 | 1 | 5 | 5 | ... | 5 | ... | ... | ... | 3 | 2 |
| „ Marine Stores, &c..... | 5 | 13 | 3 | 1 | ... | 1 | ... | ... | ... | ... | ... | ... |
| „ Vegetables, &c.—see Greengrocer. | | | | | | | | | | | | |
| „ Wood and Coal | 5 | 14 | 4 | 1 | ... | 1 | ... | ... | ... | ... | ... | ... |
| Dentists, Assistants | 2 | 3 | 5 | 23 | 23 | ... | 23 | ... | ... | 7 | 12 | 4 |
| Dependants on Relatives—see Relatives. | | | | | | | | | | | | |
| Designers—see Patternmakers. | | | | | | | | | | | | |
| Detective Officers, &c.—see Police. | | | | | | | | | | | | |
| Distillers..... | 16 | 3 | 3 | 1 | 1 | ... | 1 | ... | ... | ... | 1 | ... |
| Divers..... | 19 | 2 | 7 | 2 | 2 | ... | 2 | ... | ... | ... | 2 | ... |
| Dock Labourers—see Labourers. | | | | | | | | | | | | |
| Doctors—see Medical Practitioners. | | | | | | | | | | | | |
| Domestic Servants—see Servants. | | | | | | | | | | | | |
| „ Nurses—see Nurses. | | | | | | | | | | | | |
| Doorkeepers—see Caretakers. | | | | | | | | | | | | |
| Drapers, Assistants | 6 | 1 | 2 | 484 | 381 | 103 | 381 | ... | 25 | 89 | 233 | 29 |
| „ Clerks—see Clerks. | | | | | | | | | | | | |
| „ Managers—see Managers. | | | | | | | | | | | | |
| Drainers | 19 | 2 | 8 | 3 | 3 | ... | 3 | ... | ... | ... | 3 | ... |
| Draughtsman, Undefined..... | 2 | 6 | 6 | 39 | 39 | ... | 39 | ... | ... | 4 | 33 | 2 |
| Dressmakers, Assistants (see also Milliners) | 15 | 2 | 1 | 1217 | ... | 1217 | ... | ... | ... | ... | ... | ... |
| Drivers, Cab—see Cab. | | | | | | | | | | | | |
| „ Coach—see Coach. | | | | | | | | | | | | |
| „ Carts—see Carters. | | | | | | | | | | | | |
| „ Engines, Foundry | 19 | 2 | 4 | 2 | 2 | ... | 2 | ... | ... | ... | 1 | 1 |
| „ „ Timber-mill | 19 | 2 | 4 | 1 | 1 | ... | 1 | ... | ... | ... | 1 | ... |
| „ „ Railway | 13 | 1 | 2 | 19 | 19 | ... | 19 | ... | ... | ... | 13 | 6 |
| „ „ Rock-drill | 19 | 2 | 4 | 1 | 1 | ... | 1 | ... | ... | ... | 1 | ... |
| „ „ Undefined | 19 | 2 | 4 | 268 | 268 | ... | 268 | ... | 4 | 19 | 196 | 48 |
| Druggists, Assistants—see Chemists. | | | | | | | | | | | | |
| Dyers, &c. | 15 | 1 | 4 | 10 | 8 | 2 | 8 | ... | 1 | 2 | 4 | 1 |
| Earthenware Dealers—see Crockery Dealers. | | | | | | | | | | | | |
| Editors | 2 | 4 | 1 | 3 | 3 | ... | 3 | ... | ... | ... | 2 | 1 |
| „ Sub | 2 | 4 | 1 | 1 | 1 | ... | 1 | ... | ... | ... | 1 | ... |
| Education Department, Officers—see Officers. | | | | | | | | | | | | |
| „ Clerks—see Clerks. | | | | | | | | | | | | |
| Electricians..... | 2 | 6 | 3 | 7 | 7 | ... | 7 | ... | ... | 2 | 5 | ... |
| Engine Drivers, Donkeymen | 20 | 1 | 3 | 3 | 3 | ... | 3 | ... | ... | ... | 3 | ... |
| „ Railway Firemen—see Firemen. | | | | | | | | | | | | |
| „ „ Stokers—see Stokers. | | | | | | | | | | | | |
| „ „ Contractors—see Contractors. | | | | | | | | | | | | |
| „ Fitters | 18 | 4 | 5 | 69 | 69 | ... | 69 | ... | ... | 8 | 58 | 3 |
| „ Cleaners | 13 | 1 | 2 | 13 | 13 | ... | 13 | ... | ... | 2 | 9 | ... |
| Engineers, Civil..... | 2 | 6 | 1 | 74 | 74 | ... | 74 | ... | 1 | 5 | 43 | 22 |
| „ Consulting | 2 | 6 | 2 | 1 | 1 | ... | 1 | ... | ... | ... | ... | 1 |
| „ Coal-mining | 2 | 6 | 1 | 2 | 2 | ... | 2 | ... | ... | ... | 2 | ... |

TABLE XXI.—Showing in Alphabetical arrangement the Occupations of the People of Tasmania,

| Occupation. | Classification. | | | Persons. | | | Total. | Periods of Age. | | | | |
|---|-----------------|------------|--------|----------|--------|----------|--------|-----------------|------|------|------|------|
| | Order. | Sub-Order. | Group. | Persons. | Males. | Females. | | -5. | -15. | -20. | -45. | -65. |
| | | | | | | | | | | | | |
| Engineers, Electric | 18 | 1 | 3 | 1 | 1 | ... | 1 | ... | ... | 1 | ... | ... |
| „ Land..... | 2 | 6 | 4 | 38 | 38 | ... | 38 | ... | ... | 3 | 28 | 7 |
| „ Foundry | 18 | 4 | 5 | 7 | 7 | ... | 7 | ... | ... | 2 | 5 | ... |
| „ Marine..... | 13 | 3 | 6 | 52 | 52 | ... | 52 | ... | ... | 1 | 45 | 6 |
| „ Mechanical | 2 | 6 | 2 | 144 | 144 | ... | 144 | ... | 3 | 22 | 82 | 35 |
| „ Mining..... | 2 | 6 | 1 | 1 | 1 | ... | 1 | ... | ... | ... | ... | 1 |
| „ Railways | 2 | 6 | 2 | 20 | 20 | ... | 20 | ... | ... | 1 | 16 | 3 |
| „ Undefined | 20 | 1 | 3 | 60 | 60 | ... | 60 | ... | 2 | 17 | 37 | 4 |
| Engravers | 2 | 8 | 3 | 5 | 5 | ... | 5 | ... | ... | 1 | 4 | ... |
| Enumerators, Census | 1 | 1 | 2 | 8 | 8 | ... | 8 | ... | ... | ... | 4 | 4 |
| Errand Boys, Girls—see Messengers. | | | | | | | | | | | | |
| Estate Agents—see Agents. | | | | | | | | | | | | |
| Excavators—see Navvies. | | | | | | | | | | | | |
| Factory Hands | 20 | 1 | 2 | 3 | 3 | ... | 3 | ... | 2 | ... | 1 | ... |
| Fancy Goods Dealers, Assistants | 5 | 4 | 4 | 22 | 7 | 15 | 7 | ... | ... | 1 | 3 | 2 |
| „ Workers | 15 | 2 | 1 | 1 | ... | 1 | ... | ... | ... | ... | ... | ... |
| Farm Overseers—see Managers. | | | | | | | | | | | | |
| „ Labourers—see Labourers. | | | | | | | | | | | | |
| Farmers, Agricultural..... | 21 | 1 | 1 | 482 | 4826 | 656 | 4826 | ... | 317 | 724 | 2258 | 1093 |
| „ Agricultural and Pastoral | 21 | 2 | 1A | 1737 | 1500 | 237 | 1500 | ... | 66 | 223 | 699 | 396 |
| „ Dairy | 21 | 2 | 4 | 445 | 180 | 265 | 180 | ... | 6 | 22 | 72 | 53 |
| „ General | 21 | 2 | 1 | 1875 | 1678 | 197 | 1678 | ... | 170 | 289 | 782 | 301 |
| „ Pastoral | 21 | 1 | 1 | 1402 | 1263 | 139 | 1263 | ... | 58 | 151 | 596 | 324 |
| „ Poultry | 21 | 2 | 6 | 1 | 1 | ... | 1 | ... | ... | ... | ... | 1 |
| Farriers | 2 | 3 | 11 | 8 | 8 | ... | 8 | ... | ... | 2 | 4 | 1 |
| Fathers, Mothers, dependent upon Children | 23 | 3 | 1 | 527 | 128 | 309 | 128 | ... | ... | ... | 2 | 9 |
| Feather Cleaners, Dressers | 15 | 2 | 8 | 3 | ... | 3 | ... | ... | ... | ... | ... | ... |
| Fellmongers, Assistants, &c. | 17 | 1 | 3 | 29 | 29 | ... | 29 | ... | 1 | 2 | 20 | 5 |
| Fencers | 17 | 2 | 2 | 102 | 102 | ... | 102 | ... | 2 | 16 | 63 | 15 |
| Ferryman—see Boatmen. | | | | | | | | | | | | |
| Finisher (Boots)—see Bootmakers. | | | | | | | | | | | | |
| Firemen, Factory | 20 | 1 | 3 | 6 | 6 | ... | 6 | ... | ... | ... | 4 | 2 |
| „ Gasworks | 20 | 1 | 3 | 2 | 2 | ... | 2 | ... | ... | ... | 2 | ... |
| „ Brewery | 20 | 1 | 3 | 1 | 1 | ... | 1 | ... | ... | ... | ... | 1 |
| „ Government Railways | 13 | 1 | 2 | 21 | 21 | ... | 21 | ... | ... | ... | 21 | ... |
| „ Marine | 13 | 3 | 6 | 112 | 112 | ... | 112 | ... | ... | 4 | 102 | 6 |
| „ Undefined | 20 | 1 | 3 | 19 | 19 | ... | 19 | ... | 2 | 6 | 9 | 2 |
| Firewood Cutters—see Wood Cutters. | | | | | | | | | | | | |
| „ Dealers—see Dealers. | | | | | | | | | | | | |
| Fishermen | 21 | 3 | 2 | 124 | 123 | 1 | 123 | ... | 10 | 13 | 59 | 24 |
| Fish Curers | 16 | 1 | 3 | 3 | 3 | ... | 3 | ... | ... | ... | ... | 3 |
| „ Mongers | 7 | 1 | 6 | 31 | 23 | 8 | 23 | ... | 1 | 1 | 12 | 9 |
| Fitters, Engine—see Engine Fitters. | | | | | | | | | | | | |
| Flock Manufacturers | 15 | 1 | 5 | 1 | ... | 1 | ... | ... | ... | ... | ... | ... |
| Florists | 8 | 5 | 2 | 6 | 6 | ... | 6 | ... | ... | ... | 4 | 2 |
| Flour Merchants—see Merchants. | | | | | | | | | | | | |
| Footmen | 3 | 2 | 4 | 4 | 4 | ... | 4 | ... | 1 | 1 | 2 | ... |
| Foremen, Diamond Drill | 1 | 1 | 2 | 1 | 1 | ... | 1 | ... | ... | ... | 1 | ... |
| „ Harbour Works | 13 | 3 | 1 | 2 | 2 | ... | 2 | ... | ... | ... | 1 | 1 |
| „ Telegraphs | 13 | 5 | 1 | 2 | 2 | ... | 2 | ... | ... | ... | 2 | ... |
| Forests, Conservator of | 21 | 4 | 1 | 1 | 1 | ... | 1 | ... | ... | ... | ... | 1 |
| Forwarding Agents—see Agents. | | | | | | | | | | | | |
| Founders—see Iron. | | | | | | | | | | | | |
| French Polishers | 14 | 14 | 1 | 22 | 22 | ... | 22 | ... | 3 | 3 | 12 | 3 |
| Fruiterers and Assistants | 7 | 2 | 4 | 79 | 62 | 17 | 62 | ... | 4 | 7 | 35 | 11 |
| Fruitgrowers—see Orchardists. | | | | | | | | | | | | |
| Fruit, Pickers, Packers, &c. | 12 | 1 | 2 | 12 | ... | 12 | ... | ... | ... | ... | ... | ... |
| Furniture Dealers, Brokers—see Dealers. | | | | | | | | | | | | |
| „ Makers..... | 14 | 14 | 1 | 3 | ... | 3 | ... | ... | ... | ... | ... | ... |
| Furriers | 15 | 2 | 5 | 2 | 2 | ... | 2 | ... | ... | ... | 1 | ... |
| Gangers, Railway..... | 13 | 1 | 4 | 73 | 73 | ... | 73 | ... | ... | ... | 59 | 14 |
| „ Roads—see Roads. | | | | | | | | | | | | |
| Gaolers—see Warders. | | | | | | | | | | | | |
| Gardeners, Market, &c..... | 21 | 1 | 4 | 782 | 775 | 7 | 775 | ... | 21 | 63 | 278 | 224 |
| Gasfitters | 18 | 1 | 1 | 37 | 37 | ... | 37 | ... | ... | 7 | 20 | 10 |

TABLE XXI.—Showing in Alphabetical arrangement the Occupations of the People of Tasmania,

| Occupation. | Classification. | | | Persons. | | | Total. | Periods of Age. | | | | |
|---|-----------------|------------|--------|----------|--------|----------|--------|-----------------|------|------|------|------|
| | Order. | Sub-Order. | Group. | Persons. | Males. | Females. | | -5. | -15. | -20. | -45. | -65. |
| | | | | | | | | | | | | |
| Gas Engineers—see Engineers. | | | | | | | | | | | | |
| „ Officers—see Managers, &c. | | | | | | | | | | | | |
| Gatekeepers, Railway | 13 | 1 | 5 | 25 | 4 | 21 | 4 | ... | ... | ... | 2 | 2 |
| „ Hospital | 3 | 2 | 3 | 1 | 1 | ... | 1 | ... | ... | ... | ... | 1 |
| General Dealers—see Dealers. | | | | | | | | | | | | |
| „ Servants—see Servants. | | | | | | | | | | | | |
| Gentlemen, undefined—see Independent Means. | | | | | | | | | | | | |
| Gilders—see Carvers. | | | | | | | | | | | | |
| Glass Beveller | 18 | 2 | 6 | 1 | 1 | ... | 1 | ... | ... | ... | ... | 1 |
| „ Blower | 18 | 2 | 6 | 1 | 1 | ... | 1 | ... | ... | ... | 1 | ... |
| Glassware Dealers | 10 | 1 | 6 | 1 | ... | 1 | ... | ... | ... | ... | ... | ... |
| Glaziers..... | 19 | 1 | 7 | 4 | 4 | ... | 4 | ... | ... | 1 | 2 | ... |
| Gold Miners—see Miners. | | | | | | | | | | | | |
| Governesses | 2 | 7 | 7 | 185 | ... | 185 | ... | ... | ... | ... | ... | ... |
| Governor, The | 1 | 1 | 1 | 1 | 1 | ... | 1 | ... | ... | ... | ... | 1 |
| Grain Merchants—see Merchants. | | | | | | | | | | | | |
| Grave-diggers | 19 | 3 | 1 | 2 | 2 | ... | 2 | ... | ... | 1 | 1 | ... |
| Graziers—see Pastoral Farmers. | | | | | | | | | | | | |
| Greengrocers | 7 | 2 | 4 | 20 | 5 | 15 | 5 | ... | ... | ... | ... | 3 |
| Grocers, Assistants, &c. | 7 | 3 | 4 | 321 | 256 | 65 | 256 | ... | 18 | 47 | 136 | 43 |
| Grooms | 3 | 2 | 5 | 428 | 428 | ... | 428 | ... | 22 | 92 | 197 | 61 |
| Guards, Railway | 13 | 1 | 3 | 34 | 34 | ... | 34 | ... | ... | 1 | 25 | 8 |
| „ Mail | 13 | 4 | 4 | 2 | 2 | ... | 2 | ... | ... | ... | 2 | ... |
| Gunsmiths | 14 | 9 | 1 | 5 | 5 | ... | 5 | ... | ... | ... | 2 | 3 |
| Gunners—see Soldiers. | | | | | | | | | | | | |
| Gymnastics Teachers | 2 | 10 | 7 | 3 | 2 | 1 | 2 | ... | ... | ... | 2 | ... |
| Haberdashers—see Drapers. | | | | | | | | | | | | |
| Hairdressers, Assistants—see Barbers. | | | | | | | | | | | | |
| Hall-keepers—see Caretakers. | | | | | | | | | | | | |
| Ham-curers | 16 | 1 | 2 | 2 | 2 | ... | 2 | ... | ... | ... | 1 | 1 |
| Harbour Masters | 13 | 3 | 1 | 5 | 5 | ... | 5 | ... | ... | ... | 1 | 4 |
| Hardware Dealers, &c.—see Ironmongers. | | | | | | | | | | | | |
| Harness Makers and Saddlers | 14 | 12 | 1 | 102 | 102 | ... | 102 | ... | 6 | 15 | 55 | 20 |
| Hat, Cap, Bonnet Makers, &c. | 15 | 2 | 2 | 10 | 10 | ... | 10 | ... | ... | 3 | 5 | 2 |
| Hawkers, Pedlars, General | 11 | 1 | 4 | 113 | 102 | 11 | 102 | ... | 3 | 4 | 50 | 26 |
| „ Fish | 8 | 5 | 3 | 23 | 23 | ... | 23 | ... | ... | 3 | 6 | 7 |
| Hay and Corn Dealers—see Dealers. | | | | | | | | | | | | |
| Hide and Skin Dealers—see Dealers. | | | | | | | | | | | | |
| Hop-growers..... | 21 | 1 | 6 | 273 | 12 | ... | 12 | ... | ... | 1 | 6 | 4 |
| Hop-pickers | 21 | 1 | 6 | 540 | 279 | 261 | 279 | ... | 87 | 26 | 71 | 46 |
| Horse Breakers, Trainers | 8 | 1 | 2 | 39 | 39 | ... | 39 | ... | 1 | 4 | 32 | 2 |
| Horn Dressers | 14 | 4 | 1 | 1 | 1 | ... | 1 | ... | ... | ... | 1 | ... |
| Hospital, Inmates of—see Inmates. | | | | | | | | | | | | |
| „ Nurses | 2 | 3 | 7 | 53 | ... | 53 | ... | ... | ... | ... | ... | ... |
| „ Attendants | 2 | 3 | 8 | 18 | 7 | 11 | 7 | ... | ... | ... | 4 | 2 |
| „ Superintendents | 2 | 3 | 8 | 2 | 2 | ... | 2 | ... | ... | ... | 2 | ... |
| Hotelkeepers | 3 | 1 | 1 | 618 | 396 | 222 | 396 | ... | 1 | 15 | 226 | 120 |
| Housekeepers | 3 | 2 | 1 | 246 | ... | 246 | ... | ... | ... | ... | ... | ... |
| Houseowners | 4 | 3 | 4 | 381 | 146 | 235 | 146 | ... | ... | ... | 16 | 54 |
| Housemaids—see Servants. | | | | | | | | | | | | |
| House Painters—see Painters. | | | | | | | | | | | | |
| Hunters, Trappers | 21 | 3 | 5 | 309 | 309 | ... | 309 | ... | 48 | 68 | 152 | 21 |
| Importers, Boot—see Boots. | | | | | | | | | | | | |
| „ Fancy Goods..... | 5 | 4 | 4 | 6 | 6 | ... | 6 | ... | ... | 1 | 4 | 1 |
| „ Furniture | 5 | 15 | 1 | 12 | 12 | ... | 12 | ... | 1 | 1 | 7 | 2 |
| Independent Means, &c..... | 21 | 1 | 3 | 258 | 51 | 207 | 51 | ... | ... | 3 | 20 | 12 |
| Inmates of Benevolent Society | 24 | 1 | 2 | 730 | 534 | 196 | 534 | ... | ... | 1 | 9 | 55 |
| „ Gaols, &c. | 24 | 2 | 1 | 171 | 146 | 25 | 146 | 2 | 1 | 7 | 98 | 19 |
| „ Hospitals | 24 | 1 | 1 | 215 | 138 | 77 | 138 | 5 | 21 | 18 | 54 | 22 |
| „ Industrial Schools | 24 | 1 | 5 | 116 | 37 | 69 | 37 | ... | 36 | 1 | ... | ... |
| „ Lunatic Asylums | 24 | 1 | 3 | 350 | 186 | 164 | 186 | ... | 1 | 3 | 79 | 57 |
| „ Orphanage (including those boarded out).. | 24 | 1 | 4 | 73 | 14 | 59 | 14 | 6 | 8 | ... | ... | ... |
| „ Reformatories | 24 | 2 | 3 | 57 | 40 | 17 | 40 | ... | 20 | 20 | ... | ... |
| „ Refuge | 24 | 1 | 7 | 4 | ... | 4 | ... | ... | ... | ... | ... | ... |
| „ Watchhouse | 24 | 2 | 2 | 2 | 1 | 1 | 1 | ... | ... | ... | ... | ... |

TABLE XXI.—Showing in Alphabetical arrangement the Occupations of the People of Tasmania,

| Occupation. | Classification. | | | Persons. | | | Total. | Periods of Age. | | | | |
|---|-----------------|------------|--------|----------|--------|----------|--------|-----------------|------|------|------|------|
| | Order. | Sub-Order. | Group. | Persons. | Males. | Females. | | -5. | -15. | -20. | -45. | -65. |
| | | | | | | | | | | | | |
| Inspectors, Bank | 4 | 1 | 1 | 1 | 1 | ... | 1 | ... | ... | ... | ... | 1 |
| " Buildings | 19 | 1 | 1 | 1 | 1 | ... | 1 | ... | ... | ... | 1 | ... |
| " Codlin Moth | 1 | 1 | 2 | 3 | 3 | ... | 3 | ... | ... | ... | 2 | 1 |
| " Government, Boarded-out Children | 1 | 1 | 2 | 1 | 1 | ... | 1 | ... | ... | ... | ... | 1 |
| " Government Railways | 1 | 1 | 2 | 15 | 15 | ... | 15 | ... | ... | ... | 6 | 9 |
| " Harbour Works | 13 | 3 | 1 | 2 | 2 | ... | 2 | ... | ... | ... | 1 | 1 |
| " Insurance | 4 | 2 | 1 | 1 | 1 | ... | 1 | ... | ... | ... | 1 | ... |
| " Machinery, (Government) | 1 | 1 | 2 | 3 | 3 | ... | 3 | ... | ... | ... | 1 | 2 |
| " Mines | 1 | 1 | 2 | 2 | 2 | ... | 2 | ... | ... | ... | 2 | ... |
| " Police | 1 | 4 | 10 | 1 | 1 | ... | 1 | ... | ... | ... | ... | 1 |
| " Public Works | 19 | 2 | 2 | 19 | 19 | ... | 19 | ... | ... | ... | 9 | 10 |
| " Roads | 19 | 2 | 2 | 25 | 25 | ... | 25 | ... | ... | ... | 14 | 11 |
| " Sanitary | 2 | 3 | 1 | 3 | 3 | ... | 3 | ... | ... | ... | 2 | 1 |
| " Schools | 2 | 7 | 1 | 2 | 2 | ... | 2 | ... | ... | ... | 1 | 1 |
| " Sheep and Stock | 1 | 4 | 14 | 13 | 13 | ... | 13 | ... | ... | 1 | 5 | 7 |
| " Society Prevention Cruelty to Animals ... | 1 | 4 | 10 | 1 | 1 | ... | 1 | ... | ... | ... | ... | ... |
| " Telegraph | 13 | 5 | 1 | 4 | 4 | ... | 4 | ... | ... | ... | 3 | 1 |
| Insurance Agents—see Agents. | | | | | | | | | | | | |
| " Officers | 4 | 2 | 1 | 1 | 1 | ... | 1 | ... | ... | ... | 1 | ... |
| Invalid Attendants—see Nurses. | | | | | | | | | | | | |
| Ironfounders, Moulders, Workers, Turners..... | 18 | 4 | 6 | 77 | 77 | ... | 77 | ... | 1 | 25 | 44 | 5 |
| " Labourers, &c.—see Labourers. | | | | | | | | | | | | |
| Ironmongers, Hardware Dealers | 10 | 3 | 6 | 127 | 124 | 3 | 124 | ... | 1 | 37 | 69 | 15 |
| Irregular Clergy | 2 | 1 | 2 | 41 | 26 | 15 | 26 | ... | ... | ... | 22 | 4 |
| Investors—see Capitalists. | | | | | | | | | | | | |
| Jam Makers | 16 | 2 | 3 | 41 | 26 | 15 | 26 | ... | 10 | 8 | 5 | 2 |
| Jewellers, Assistants—(see also Watchmakers)..... | 18 | 3 | 1 | 38 | 38 | ... | 38 | ... | 3 | 11 | 22 | 1 |
| Jockeys | 2 | 10 | 4 | 40 | 40 | ... | 40 | ... | 1 | 19 | 20 | ... |
| Joiners—see Carpenters. | | | | | | | | | | | | |
| Journalists | 2 | 4 | 1 | 22 | 22 | ... | 20 | ... | ... | ... | 20 | 2 |
| Judges, Supreme Court | 1 | 4 | 2 | 3 | 3 | ... | 3 | ... | ... | ... | 1 | 2 |
| Joss-house Keeper | 2 | 1 | 6 | 1 | 1 | ... | 1 | ... | ... | ... | ... | 1 |
| Kitchenmaids—see Servants. | | | | | | | | | | | | |
| Labour Agents—see Agents. | | | | | | | | | | | | |
| Labourers, Agricultural Farm | 21 | 1 | 3 | 1661 | 1661 | ... | 1661 | ... | 125 | 370 | 858 | 198 |
| " Agricultural and Pastoral | 21 | 1 | 3 | 3400 | 3400 | ... | 3400 | ... | 200 | 565 | 1914 | 398 |
| " Bark Mills | 17 | 2 | 3 | 33 | 33 | ... | 33 | ... | ... | 5 | 23 | 5 |
| " Bone Mills | 17 | 1 | 4 | 2 | 2 | ... | 2 | ... | ... | ... | 1 | 1 |
| " Boot Factory | 15 | 2 | 6 | 1 | 1 | ... | 1 | ... | ... | ... | 1 | ... |
| " Brewery | 16 | 3 | 1 | 42 | 42 | ... | 42 | ... | 3 | 6 | 27 | 5 |
| " Builders | 19 | 1 | 2 | 49 | 49 | ... | 49 | ... | 1 | 28 | 18 | 2 |
| " Bush | 21 | 4 | 2 | 205 | 205 | ... | 205 | ... | 10 | 33 | 138 | 19 |
| " Butchers | 7 | 1 | 3 | 4 | 4 | ... | 4 | ... | ... | 4 | ... | ... |
| " Brickmakers | 18 | 2 | 4 | 52 | 52 | ... | 52 | ... | 7 | 14 | 26 | 3 |
| " Bricklayers | 19 | 1 | 3 | 25 | 25 | ... | 25 | ... | ... | 12 | 10 | 1 |
| " Carpenters | 19 | 1 | 4 | 5 | 5 | ... | 5 | ... | ... | 1 | 3 | 1 |
| " Chemical Works | 14 | 15 | 1 | 1 | 1 | ... | 1 | ... | ... | 1 | ... | ... |
| " Coach Factories | 14 | 11 | 2 | 1 | 1 | ... | 1 | ... | ... | ... | ... | ... |
| " Cordial Factories | 16 | 3 | 5 | 9 | 9 | ... | 9 | ... | 1 | ... | 6 | 1 |
| " Corporation | 1 | 2 | 2 | 97 | 97 | ... | 97 | ... | ... | 6 | 54 | 30 |
| " Dredge | 13 | 3 | 1 | 2 | 2 | ... | 2 | ... | ... | ... | 1 | ... |
| " Farm Ploughman | 21 | 1 | 3 | 76 | 76 | ... | 76 | ... | ... | 12 | 57 | 6 |
| " Fellmongers | 17 | 1 | 3 | 8 | 8 | ... | 8 | ... | ... | 1 | 5 | 1 |
| " Foundry | 18 | 4 | 6 | 17 | 17 | ... | 17 | ... | ... | 4 | 13 | ... |
| " Government | 19 | 2 | 5 | 5 | 5 | ... | 5 | ... | ... | ... | 5 | ... |
| " Gasworks | 18 | 1 | 1 | 30 | 30 | ... | 30 | ... | 1 | 4 | 19 | 6 |
| " Gardeners | 21 | 1 | 5 | 27 | 27 | ... | 27 | ... | ... | 4 | 15 | 6 |
| " General | 20 | 1 | 5 | 2219 | 2219 | ... | 2219 | ... | 81 | 286 | 1263 | 362 |
| " Hay and Corn Stores | 8 | 5 | 3 | 6 | 6 | ... | 6 | ... | ... | 1 | 5 | ... |
| " Jam Stores | 16 | 2 | 3 | 30 | 30 | ... | 30 | ... | 7 | 8 | 14 | 1 |
| " Ironmongers | 10 | 3 | 6 | 2 | 2 | ... | 2 | ... | ... | ... | 2 | ... |
| " Limekiln | 18 | 2 | 3 | 12 | 12 | ... | 12 | ... | ... | 1 | 8 | 3 |
| " Lolly Factory | 16 | 2 | 4 | 3 | 3 | ... | 3 | ... | ... | 3 | ... | ... |
| " Manure Works | 14 | 15 | 4 | 1 | 1 | ... | 1 | ... | ... | ... | ... | 1 |

TABLE XXI.—Showing in Alphabetical arrangement the Occupations of the People of Tasmania,

| Occupation. | Classification. | | | Persons. | | | Total. | Periods of Age. | | | | |
|---|-----------------|------------|--------|----------|--------|----------|--------|-----------------|------|------|------|------|
| | Order. | Sub-Order. | Group. | Persons. | Males. | Females. | | -5. | -15. | -20. | -45. | -65. |
| | | | | | | | | | | | | |
| Labourers, Masons | 19 | 1 | 2 | 7 | 7 | ... | 7 | ... | ... | ... | 5 | 2 |
| „ Mills, Flour | 16 | 2 | 1 | 18 | 18 | ... | 18 | ... | ... | 4 | 10 | 4 |
| „ Milkmen | 7 | 1 | 1 | 2 | 2 | ... | 2 | ... | 2 | ... | ... | ... |
| „ Orchards | 21 | 1 | 4 | 21 | 21 | ... | 21 | ... | 1 | 5 | 11 | 1 |
| „ Pastoral Farm | 21 | 2 | 3 | 274 | 274 | ... | 274 | ... | 23 | 65 | 118 | 49 |
| „ Pottery Works | 18 | 2 | 5 | 13 | 13 | ... | 13 | ... | 2 | 3 | 6 | 1 |
| „ Plasterers | 19 | 1 | 6 | 8 | 8 | ... | 8 | ... | ... | ... | 8 | ... |
| „ Railway—see also Platelayers & Gangers | 13 | 1 | 4 | 929 | 929 | ... | 929 | ... | 3 | 57 | 792 | 69 |
| „ Road | 19 | 2 | 5 | 933 | 933 | ... | 933 | ... | 7 | 142 | 678 | 85 |
| „ Sanitary | 19 | 3 | 4 | 3 | 3 | ... | 3 | ... | ... | ... | 1 | 1 |
| „ Saw-mill | 17 | 2 | 5 | 170 | 170 | ... | 170 | ... | 9 | 29 | 118 | 14 |
| „ Shipyards | 14 | 13 | 1 | 5 | 5 | ... | 5 | ... | ... | ... | 2 | 2 |
| „ Soap Works | 17 | 1 | 1 | 12 | 12 | ... | 12 | ... | 1 | 1 | 7 | 1 |
| „ Smelting Works | 18 | 4 | 4 | 6 | 6 | ... | 6 | ... | ... | ... | 3 | 2 |
| „ Steamer Companies | 13 | 3 | 10 | 2 | 2 | ... | 2 | ... | ... | ... | 2 | ... |
| „ Stores | 12 | 1 | 2 | 40 | 40 | ... | 40 | ... | 1 | 9 | 22 | 7 |
| „ Surveyors | 2 | 6 | 4 | 69 | 69 | ... | 69 | ... | ... | 10 | 58 | 1 |
| „ Tannery | 14 | 12 | 5 | 10 | 10 | ... | 10 | ... | ... | 1 | 8 | 1 |
| „ Timber Yards | 5 | 14 | 4 | 15 | 15 | ... | 15 | ... | ... | 3 | 9 | 3 |
| „ Tramway | 13 | 2 | 6 | 4 | 4 | ... | 4 | ... | ... | ... | 3 | 1 |
| „ Upholsterers | 14 | 14 | 1 | 1 | 1 | ... | 1 | ... | ... | 1 | ... | ... |
| „ Waterworks | 21 | 5 | 1 | 42 | 42 | ... | 42 | ... | 2 | 2 | 36 | 2 |
| „ Wharf | 13 | 3 | 10 | 319 | 319 | ... | 319 | ... | 1 | 16 | 242 | 48 |
| „ Woollen Factory | 15 | 1 | 2 | 4 | 4 | ... | 4 | ... | ... | 3 | 1 | ... |
| „ Wood and Coal Yards | 19 | 1 | 4 | 30 | 30 | ... | 30 | ... | ... | 7 | 16 | 5 |
| „ Slaughter Yards | 16 | 1 | 1 | 2 | 2 | ... | 2 | ... | ... | ... | 2 | ... |
| Lady, undefined—see Independent Means. | | | | | | | | | | | | |
| „ Helps | 3 | 2 | 8 | 44 | ... | 44 | ... | ... | ... | ... | ... | ... |
| Lamplighters and Trimmers | 18 | 1 | 1 | 9 | 9 | ... | 9 | ... | ... | 1 | 7 | ... |
| Land Proprietors | 4 | 3 | 1 | 163 | 90 | 73 | 90 | ... | ... | ... | 18 | 39 |
| Landing Waiters—see Customs Officers. | | | | | | | | | | | | |
| Laundry Keepers, &c. | 3 | 2 | 13 | 269 | 3 | 266 | 3 | ... | ... | 1 | 2 | ... |
| Law Accountants—see Accountants. | | | | | | | | | | | | |
| „ Clerks—see Clerks. | | | | | | | | | | | | |
| „ Messengers—see Messengers. | | | | | | | | | | | | |
| „ Students | 1 | 4 | 8 | 2 | 2 | ... | 2 | ... | ... | ... | 2 | ... |
| Lawyers—see Solicitors. | | | | | | | | | | | | |
| Leather Merchants—see Merchants. | | | | | | | | | | | | |
| „ Cutters | 14 | 12 | 3 | 2 | 2 | ... | 2 | ... | ... | 1 | ... | 1 |
| „ Dressers | 14 | 12 | 3 | 1 | ... | 1 | ... | ... | ... | ... | ... | ... |
| Legal Managers—see Managers. | | | | | | | | | | | | |
| Letter Carriers | 13 | 4 | 2 | 34 | 34 | ... | 34 | ... | ... | 10 | 19 | 5 |
| Librarians | 5 | 1 | 2 | 8 | 7 | 1 | 7 | ... | ... | ... | 5 | 1 |
| Licensed Victuallers—see Hotelkeepers. | | | | | | | | | | | | |
| Lighthouse Keepers, &c. | 13 | 3 | 3 | 40 | 40 | ... | 40 | ... | ... | 1 | 27 | 12 |
| Limeburners and Assistants | 18 | 2 | 2 | 8 | 8 | ... | 8 | ... | ... | ... | 3 | 3 |
| Line Repairers (Telegraph) | 13 | 5 | 2 | 19 | 19 | ... | 19 | ... | ... | 1 | 17 | 1 |
| Lithographers | 14 | 3 | 1 | 17 | 17 | ... | 17 | ... | 1 | 3 | 11 | 2 |
| Livery-stable Keepers | 13 | 2 | 4 | 21 | 19 | 2 | 19 | ... | ... | 1 | 11 | 4 |
| Locksmiths | 18 | 4 | 9 | 4 | 4 | ... | 4 | ... | ... | ... | 3 | ... |
| Lodging-house Keepers—see Boarding-house Keepers. | | | | | | | | | | | | |
| Lottery Keepers | 11 | 2 | 1 | 7 | 7 | ... | 7 | ... | ... | ... | 7 | ... |
| Lunatic Asylum, Inmates of—see Inmates. | | | | | | | | | | | | |
| Machinists, Undescribed | 20 | 1 | 6 | 45 | 5 | 40 | 5 | ... | ... | ... | 3 | 2 |
| Magistrates, Stipendiary | 1 | 4 | 4 | 8 | 8 | ... | 8 | ... | ... | ... | 2 | 3 |
| Mailmen | 13 | 4 | 4 | 38 | 38 | ... | 38 | ... | 6 | 13 | 16 | 1 |
| „ Contractors | 13 | 4 | 3 | 17 | 17 | ... | 17 | ... | ... | 9 | 6 | 2 |
| Maltsters | 16 | 3 | 2 | 8 | 8 | ... | 8 | ... | ... | ... | 5 | 1 |
| Managers, Bank | 4 | 1 | 1 | 50 | 50 | ... | 50 | ... | ... | ... | 35 | 14 |
| „ Bus Co. | 13 | 2 | 1 | 3 | 3 | ... | 3 | ... | ... | ... | 3 | ... |
| „ City Improvement Association | 1 | 2 | 1 | 1 | 1 | ... | 1 | ... | ... | ... | 1 | ... |
| „ Fruit and Export Company | 21 | 1 | 9 | 1 | 1 | ... | 1 | ... | ... | ... | 1 | ... |
| „ Gas Company | 18 | 1 | 1 | 5 | 5 | ... | 5 | ... | ... | ... | 3 | 2 |
| „ Insurance Company | 4 | 2 | 1 | 14 | 14 | ... | 14 | ... | ... | ... | 8 | 6 |
| „ Lime Stores | 10 | 1 | 2 | 1 | 1 | ... | 1 | ... | ... | ... | 1 | ... |
| „ Lolly Factory | 16 | 2 | 4 | 1 | 1 | ... | 1 | ... | ... | ... | 1 | ... |

TABLE XXI.—Showing in Alphabetical arrangement the Occupations of the People of Tasmania,

| Occupation. | Classification. | | | Persons. | | | Total. | Periods of Age. | | | | |
|--|-----------------|------------|--------|----------|--------|----------|--------|-----------------|------|------|------|------|
| | Order. | Sub-Order. | Group. | Persons. | Males. | Females. | | -5. | -15. | -20. | -45. | -65. |
| | | | | | | | | | | | | |
| Managers, Mines | 21 | 6 | ... | 79 | 79 | ... | 79 | ... | ... | ... | 52 | 23 |
| " Newspapers | 14 | 1 | 1 | 1 | 1 | ... | 1 | ... | ... | ... | 1 | ... |
| " Railways | 13 | 1 | 1 | 2 | 2 | ... | 2 | ... | ... | ... | ... | 2 |
| " Shipping Companies | 13 | 3 | 4 | 3 | 3 | ... | 3 | ... | ... | ... | 2 | ... |
| " Sewing Machine Companies | 5 | 10 | 2 | 2 | 2 | ... | 2 | ... | ... | ... | 1 | 1 |
| " Trade Protection Society | 22 | 2 | 1 | 1 | 1 | ... | 1 | ... | ... | ... | 1 | ... |
| " Timber-getting | 21 | 4 | 2 | 1 | 1 | ... | 1 | ... | ... | ... | ... | ... |
| " Van Diemen's Land Company | 22 | 2 | 1 | 1 | 1 | ... | 1 | ... | ... | ... | 1 | ... |
| " Wood-yards | 5 | 14 | 4 | 1 | 1 | ... | 1 | ... | ... | ... | ... | 1 |
| " Water-races | 21 | 5 | 1 | 1 | 1 | ... | 1 | ... | ... | ... | 1 | ... |
| " Water Works | 21 | 5 | 1 | 1 | 1 | ... | 1 | ... | ... | ... | ... | ... |
| Manglers, &c.—see Laundry Keepers. | | | | | | | | | | | | |
| Mantlemakers—see Dressmakers. | | | | | | | | | | | | |
| Manufacturers, Agricultural Machinery | 14 | 10 | 3 | 3 | 3 | ... | 3 | ... | ... | 2 | 1 | ... |
| " Bone Dust | 17 | 1 | 4 | 4 | 4 | ... | 4 | ... | ... | 2 | 2 | ... |
| " Cordials—see Cordial Makers. | | | | | | | | | | | | |
| " Undefined | 20 | 1 | 1 | 2 | 2 | ... | 2 | ... | ... | ... | 1 | 1 |
| Master Mariners | 13 | 3 | 5 | 167 | 167 | ... | 167 | ... | ... | 1 | 121 | 38 |
| Mariners—see Seamen. | | | | | | | | | | | | |
| Marine Engineers—see Engineers. | | | | | | | | | | | | |
| Market Gardeners—see Gardeners. | | | | | | | | | | | | |
| Masons and Assistants | 19 | 1 | 2 | 200 | 200 | ... | 200 | ... | 2 | 28 | 125 | 33 |
| Masons' Labourers—see Labourers. | | | | | | | | | | | | |
| Matron, Charitable Institutions | 2 | 2 | 2 | 7 | ... | 7 | ... | ... | ... | ... | ... | ... |
| Mattress Makers | 14 | 14 | 2 | 5 | 5 | ... | 5 | ... | 1 | ... | 4 | ... |
| Mechanics, undefined | 20 | 1 | 1 | 8 | 8 | ... | 8 | ... | 2 | 3 | 2 | ... |
| Mechanical Engineers—see Engineers. | | | | | | | | | | | | |
| Medical Practitioners | 2 | 3 | 2 | 84 | 84 | ... | 84 | ... | ... | ... | 59 | 22 |
| " " Irregular | 2 | 3 | 4 | 3 | 3 | ... | 3 | ... | ... | ... | 2 | 1 |
| Meter Makers | 14 | 10 | 6 | 1 | 1 | ... | 1 | ... | ... | ... | 1 | ... |
| Metallurgists | 2 | 5 | 3 | 2 | 2 | ... | 2 | ... | ... | ... | 2 | ... |
| Merchants, Bark | 8 | 6 | 1 | 27 | 27 | ... | 27 | ... | 3 | 1 | 16 | 6 |
| " Leather | 14 | 12 | 5 | 5 | 5 | ... | 5 | ... | ... | ... | 3 | 2 |
| " General | 11 | 1 | 1 | 111 | 111 | ... | 111 | ... | 1 | 4 | 65 | 34 |
| " Manure | 14 | 15 | 4 | 1 | 1 | ... | 1 | ... | ... | ... | ... | ... |
| " Produce | 7 | 1 | 4 | 42 | 41 | 1 | 41 | ... | ... | 2 | 23 | 15 |
| " Provision | 7 | 1 | 4 | 3 | 3 | ... | 3 | ... | ... | ... | ... | 3 |
| " Tea | 7 | 3 | 4 | 8 | 8 | ... | 8 | ... | ... | ... | 6 | 2 |
| " Timber | 5 | 14 | 4 | 33 | 33 | ... | 33 | ... | ... | 4 | 14 | 15 |
| " Wine and Spirits | 7 | 3 | 1 | 11 | 11 | ... | 11 | ... | ... | ... | 5 | 4 |
| " Wood and Coal | 5 | 14 | 4 | 123 | 123 | ... | 123 | ... | 7 | 17 | 54 | 30 |
| Merchants' Clerks—see Clerks. | | | | | | | | | | | | |
| Messengers, Government | 3 | 2 | 10 | 21 | 21 | ... | 21 | ... | 2 | 5 | 9 | 4 |
| " Law Court | 1 | 4 | 3 | 4 | 4 | ... | 4 | ... | ... | ... | 1 | 2 |
| " Shop | 13 | 6 | 1 | 21 | 21 | ... | 21 | ... | 5 | 6 | 9 | 1 |
| " Telegraph and Telephone | 13 | 5 | 4 | 34 | 34 | ... | 34 | ... | 22 | 11 | 1 | ... |
| " Undefined | 13 | 6 | 1 | 43 | 42 | 1 | 42 | ... | 22 | 9 | 9 | 1 |
| " Errand Boys | 13 | 6 | 2 | 56 | 56 | ... | 56 | ... | 48 | 8 | ... | ... |
| Meteorologists | 2 | 5 | 6 | 1 | 1 | ... | 1 | ... | ... | ... | ... | 1 |
| Midwives | 2 | 3 | 9 | 59 | ... | 59 | ... | ... | ... | ... | ... | ... |
| Milkmen (Sellers) | 7 | 1 | 1 | 66 | 60 | 6 | 60 | ... | 12 | 15 | 20 | 6 |
| Millers, Meal, Flour, &c. | 16 | 2 | 1 | 96 | 96 | ... | 96 | ... | 3 | 11 | 54 | 23 |
| " Accountants, Clerks—see Clerks, &c. | | | | | | | | | | | | |
| Milliners, Assistants—see also Dressmakers | 15 | 2 | 2 | 95 | ... | 95 | ... | ... | ... | ... | ... | ... |
| Mill-owners, Flour—see Millers. | | | | | | | | | | | | |
| Millwrights | 14 | 10 | 2 | 4 | 4 | ... | 4 | ... | ... | ... | 2 | 1 |
| Miners, Coal | 21 | 6 | 7 | 200 | 200 | ... | 200 | ... | 7 | 33 | 141 | 15 |
| " Gold (Alluvial) | 21 | 6 | 3 | 70 | 70 | ... | 70 | ... | 1 | 3 | 28 | 31 |
| " Gold (Reef) | 21 | 6 | 2 | 391 | 391 | ... | 391 | ... | 6 | 33 | 276 | 67 |
| " Silver-lead and Silver (Lode) | 21 | 6 | 6 | 1370 | 1370 | ... | 1370 | ... | 3 | 52 | 656 | 116 |
| " Tin (Lode) | 21 | 6 | 4 | 238 | 238 | ... | 238 | ... | 3 | 21 | 170 | 40 |
| " Tin (Alluvial) | 21 | 6 | 5 | 1109 | 1109 | ... | 1109 | ... | 10 | 39 | 739 | 235 |
| " Undefined | 21 | 6 | 9 | 222 | 222 | ... | 222 | ... | 2 | 26 | 156 | 34 |
| Mining Agents—see Agents. | | | | | | | | | | | | |
| " Contractors—see Contractors. | | | | | | | | | | | | |
| " Engineers—see Engineers. | | | | | | | | | | | | |
| " Speculators | 4 | 1 | 4 | ... | ... | ... | ... | ... | ... | ... | ... | ... |

giving their Ages under different groupings, and stating whether Employer, Employed, &c.—*continued.*

| Males. | | | | | | | | | Females. | | | | | | | | | | | | | | | |
|--------------|-------------|-----------|-------------------------|--------------|---------------------|-------------|------------|-------------|----------|-----------------|------|------|------|------|--------------|-------------|-----------|-------------------------|--------------|---------------------|-------------|------------|-------------|--|
| | | Grade. | | | | | | | Total. | Periods of Age. | | | | | | | Grade. | | | | | | | |
| 65 and over. | Not stated. | Employer. | Engaged on own account. | Wage-earner. | Relative assisting. | Unemployed. | Dependant. | Not stated. | | -5. | -15. | -20. | -45. | -65. | 65 and over. | Not stated. | Employer. | Engaged on own account. | Wage-earner. | Relative assisting. | Unemployed. | Dependant. | Not stated. | |
| 4 | ... | 13 | 1 | 65 | ... | ... | ... | ... | ... | ... | ... | ... | ... | ... | ... | ... | ... | ... | ... | ... | ... | ... | | |
| ... | ... | 1 | ... | ... | ... | ... | ... | ... | ... | ... | ... | ... | ... | ... | ... | ... | ... | ... | ... | ... | ... | ... | | |
| 1 | ... | ... | ... | 2 | ... | ... | ... | ... | ... | ... | ... | ... | ... | ... | ... | ... | ... | ... | ... | ... | ... | ... | | |
| ... | ... | ... | ... | 3 | ... | ... | ... | ... | ... | ... | ... | ... | ... | ... | ... | ... | ... | ... | ... | ... | ... | ... | | |
| ... | ... | ... | ... | 2 | ... | ... | ... | ... | ... | ... | ... | ... | ... | ... | ... | ... | ... | ... | ... | ... | ... | ... | | |
| 1 | ... | ... | 1 | 1 | ... | ... | ... | ... | ... | ... | ... | ... | ... | ... | ... | ... | ... | ... | ... | ... | ... | ... | | |
| ... | ... | ... | ... | 1 | ... | ... | ... | ... | ... | ... | ... | ... | ... | ... | ... | ... | ... | ... | ... | ... | ... | ... | | |
| ... | ... | ... | ... | 1 | ... | ... | ... | ... | ... | ... | ... | ... | ... | ... | ... | ... | ... | ... | ... | ... | ... | ... | | |
| 1 | ... | ... | ... | 1 | ... | ... | ... | ... | ... | ... | ... | ... | ... | ... | ... | ... | ... | ... | ... | ... | ... | ... | | |
| ... | ... | 2 | 1 | ... | ... | ... | ... | ... | ... | ... | ... | ... | ... | ... | ... | ... | ... | ... | ... | ... | ... | ... | | |
| ... | ... | 1 | ... | 1 | 2 | ... | ... | ... | ... | ... | ... | ... | ... | ... | ... | ... | ... | ... | ... | ... | ... | ... | | |
| 7 | ... | 38 | 2 | 124 | ... | 3 | ... | ... | ... | ... | ... | ... | ... | ... | ... | ... | ... | ... | ... | ... | ... | ... | | |
| 12 | ... | 19 | 24 | 133 | 3 | 21 | ... | ... | ... | ... | ... | ... | ... | ... | ... | ... | ... | ... | ... | ... | ... | ... | | |
| ... | ... | ... | ... | ... | ... | ... | ... | ... | 7 | ... | ... | ... | 4 | 3 | ... | ... | ... | 7 | ... | ... | ... | ... | | |
| 1 | ... | 2 | 1 | 8 | ... | ... | ... | ... | ... | ... | ... | ... | ... | ... | ... | ... | ... | ... | ... | ... | ... | ... | | |
| 3 | ... | 18 | 60 | 5 | ... | 1 | ... | ... | ... | ... | ... | ... | ... | ... | ... | ... | ... | ... | ... | ... | ... | ... | | |
| ... | ... | ... | 2 | 1 | ... | ... | ... | ... | ... | ... | ... | ... | ... | ... | ... | ... | ... | ... | ... | ... | ... | ... | | |
| ... | ... | ... | ... | 1 | ... | ... | ... | ... | ... | ... | ... | ... | ... | ... | ... | ... | ... | ... | ... | ... | ... | ... | | |
| 1 | ... | 16 | 4 | 3 | 4 | ... | ... | ... | ... | ... | ... | ... | ... | ... | ... | ... | ... | ... | ... | ... | ... | ... | | |
| ... | ... | 3 | 2 | ... | ... | ... | ... | ... | ... | ... | ... | ... | ... | ... | ... | ... | ... | ... | ... | ... | ... | ... | | |
| 7 | ... | 71 | 12 | 27 | 1 | ... | ... | ... | ... | ... | ... | ... | ... | ... | ... | ... | ... | ... | ... | ... | ... | ... | | |
| 1 | ... | 1 | ... | ... | ... | ... | ... | ... | ... | ... | ... | ... | ... | ... | ... | ... | ... | ... | ... | ... | ... | ... | | |
| 1 | ... | 23 | 13 | 4 | 1 | ... | ... | ... | 1 | ... | ... | 1 | ... | ... | ... | ... | ... | ... | 1 | ... | ... | ... | | |
| ... | ... | 2 | 1 | ... | ... | ... | ... | ... | ... | ... | ... | ... | ... | ... | ... | ... | ... | ... | ... | ... | ... | ... | | |
| ... | ... | 2 | 4 | 2 | ... | ... | ... | ... | ... | ... | ... | ... | ... | ... | ... | ... | ... | ... | ... | ... | ... | ... | | |
| ... | ... | 25 | 4 | 4 | ... | ... | ... | ... | ... | ... | ... | ... | ... | ... | ... | ... | ... | ... | ... | ... | ... | ... | | |
| 2 | ... | 8 | 1 | 2 | ... | ... | ... | ... | ... | ... | ... | ... | ... | ... | ... | ... | ... | ... | ... | ... | ... | ... | | |
| 15 | ... | 19 | 55 | 38 | 11 | ... | ... | ... | ... | ... | ... | ... | ... | ... | ... | ... | ... | ... | ... | ... | ... | ... | | |
| 1 | ... | ... | ... | 21 | ... | ... | ... | ... | ... | ... | ... | ... | ... | ... | ... | ... | ... | ... | ... | ... | ... | ... | | |
| 1 | ... | ... | ... | 4 | ... | ... | ... | ... | ... | ... | ... | ... | ... | ... | ... | ... | ... | ... | ... | ... | ... | ... | | |
| ... | ... | ... | ... | 21 | ... | ... | ... | ... | ... | ... | ... | ... | ... | ... | ... | ... | ... | ... | ... | ... | ... | ... | | |
| ... | ... | ... | ... | 34 | ... | ... | ... | ... | ... | ... | ... | ... | ... | ... | ... | ... | ... | ... | ... | ... | ... | ... | | |
| 1 | ... | ... | ... | 42 | ... | ... | ... | ... | 1 | ... | ... | ... | ... | ... | ... | ... | ... | ... | ... | ... | ... | ... | | |
| ... | ... | ... | ... | 56 | ... | ... | ... | ... | ... | ... | ... | ... | ... | ... | ... | ... | ... | ... | ... | ... | ... | ... | | |
| ... | ... | ... | ... | 1 | ... | ... | ... | ... | ... | ... | ... | ... | ... | ... | ... | ... | ... | ... | ... | ... | ... | ... | | |
| ... | ... | ... | ... | ... | ... | ... | ... | ... | 59 | ... | ... | ... | 4 | 42 | 13 | ... | ... | 57 | ... | 2 | ... | ... | | |
| 7 | ... | 2 | 10 | 45 | 3 | ... | ... | ... | 6 | ... | ... | 2 | 3 | ... | ... | ... | 3 | 1 | 2 | ... | ... | ... | | |
| 5 | ... | 23 | 4 | 60 | 3 | 6 | ... | ... | ... | ... | ... | ... | ... | ... | ... | ... | ... | ... | ... | ... | ... | ... | | |
| ... | ... | ... | ... | ... | ... | ... | ... | ... | 95 | ... | ... | 44 | 48 | 2 | 1 | ... | 2 | 10 | 79 | 2 | 2 | ... | | |
| 1 | ... | ... | 1 | 2 | ... | 1 | ... | ... | ... | ... | ... | ... | ... | ... | ... | ... | ... | ... | ... | ... | ... | ... | | |
| 4 | ... | 1 | 1 | 192 | ... | 6 | ... | ... | ... | ... | ... | ... | ... | ... | ... | ... | ... | ... | ... | ... | ... | ... | | |
| 7 | ... | 2 | 41 | 20 | ... | 7 | ... | ... | ... | ... | ... | ... | ... | ... | ... | ... | ... | ... | ... | ... | ... | ... | | |
| 9 | ... | 5 | 10 | 364 | ... | 12 | ... | ... | ... | ... | ... | ... | ... | ... | ... | ... | ... | ... | ... | ... | ... | ... | | |
| 6 | 537 | 12 | 24 | 1302 | ... | 32 | ... | ... | ... | ... | ... | ... | ... | ... | ... | ... | ... | ... | ... | ... | ... | ... | | |
| 4 | ... | 6 | 12 | 199 | 3 | 18 | ... | ... | ... | ... | ... | ... | ... | ... | ... | ... | ... | ... | ... | ... | ... | ... | | |
| 86 | ... | 15 | 456 | 599 | 1 | 38 | ... | ... | ... | ... | ... | ... | ... | ... | ... | ... | ... | ... | ... | ... | ... | ... | | |
| 4 | ... | 2 | 4 | 162 | 2 | 50 | ... | 2 | ... | ... | ... | ... | ... | ... | ... | ... | ... | ... | ... | ... | ... | ... | | |

TABLE XXI.—Showing in Alphabetical arrangement the Occupations of the People of Tasmania,

| Occupation. | Classification. | | | Persons. | | | Total. | Periods of Age. | | | | |
|--|-----------------|------------|--------|----------|--------|----------|--------|-----------------|------|------|------|------|
| | Order. | Sub-Order. | Group. | Persons. | Males. | Females. | | -5. | -15. | -20. | -45. | -65. |
| | | | | | | | | | | | | |
| Mining Experts | 21 | 6 | 12 | 3 | 3 | ... | 3 | ... | ... | ... | 2 | 1 |
| Ministers of Religion | 2 | 2 | 1 | 195 | 195 | ... | 195 | ... | ... | ... | 100 | 74 |
| Monthly Nurses—see Midwives. | | | | | | | | | | | | |
| Moulders, Iron,—see Ironworkers. | | | | | | | | | | | | |
| Music Masters, Mistresses, Teachers..... | 2 | 9 | 3 | 127 | 17 | 110 | 17 | ... | ... | 1 | 12 | 4 |
| Musical Instrument Makers | 14 | 2 | 1 | 7 | 7 | ... | 7 | ... | 1 | ... | 4 | 1 |
| „ „ Tuners, &c. | 14 | 2 | 2 | 8 | 8 | ... | 8 | ... | ... | 1 | 4 | 3 |
| Musicians | 2 | 9 | 2 | 26 | 24 | 2 | 24 | ... | 1 | 18 | 4 | 1 |
| Mutton Birders | 21 | 3 | 6 | 78 | 54 | 24 | 54 | ... | 10 | 10 | 30 | 3 |
| Navvies—see Labourers. | | | | | | | | | | | | |
| Naval Officers—see Officers. | | | | | | | | | | | | |
| News Agents—see Agents. | | | | | | | | | | | | |
| Newspaper Editors—see Editors. | | | | | | | | | | | | |
| „ Correspondents..... | 2 | 4 | 1 | 1 | 1 | ... | 1 | ... | ... | ... | 1 | ... |
| „ Reporters | 2 | 4 | 2 | 19 | 19 | ... | 19 | ... | ... | ... | 18 | 1 |
| „ Readers | 14 | 1 | 4 | 14 | 14 | ... | 14 | ... | 2 | ... | 11 | 1 |
| „ Runners | 14 | 1 | 4 | 16 | 16 | ... | 16 | ... | 8 | 6 | ... | 1 |
| „ Proprietors, Publishers | 14 | 1 | 1 | 13 | 12 | 1 | 12 | ... | ... | ... | 10 | 2 |
| Night Watchmen—see Watchmen. | | | | | | | | | | | | |
| No Occupation stated | 22 | 2 | 2 | 860 | 243 | 617 | 243 | ... | 15 | 20 | 76 | 41 |
| Nuns (see also Sisters of Charity and Teachers, Convent) | 2 | 1 | 5 | 12 | ... | 12 | ... | ... | ... | ... | ... | ... |
| Nurses, Charitable Institution | 2 | 3 | 10 | 2 | ... | 2 | ... | ... | ... | ... | ... | ... |
| „ Domestic | 3 | 2 | 9 | 346 | ... | 346 | ... | ... | ... | ... | ... | ... |
| „ Hospital—see Hospital. | | | | | | | | | | | | |
| „ Sick | 2 | 3 | 10 | 58 | ... | 58 | ... | ... | ... | ... | ... | ... |
| „ Undefined | 3 | 2 | 9 | 56 | ... | 56 | ... | ... | ... | ... | ... | ... |
| Nurserymen and Assistants | 21 | 1 | 5 | 2 | ... | 2 | ... | ... | ... | ... | ... | ... |
| Office Boys, Cleaners, &c. | 3 | 2 | 10 | 7 | ... | 7 | ... | ... | ... | ... | ... | ... |
| Officers, Army, Retired | 22 | 1 | 1 | 3 | 3 | ... | 3 | ... | ... | ... | ... | 3 |
| „ „ not Retired | 1 | 3 | 2 | 2 | 2 | ... | 2 | ... | ... | ... | 1 | 1 |
| „ Charitable or Benevolent Institutions—see Warders. | | | | | | | | | | | | |
| „ Church | 2 | 1 | 4 | 4 | 4 | ... | 4 | ... | ... | ... | 2 | 1 |
| „ Customs | 1 | 1 | 2 | 19 | 19 | ... | 19 | ... | ... | 1 | 13 | 2 |
| „ Defence Department | 1 | 3 | 1 | 7 | 7 | ... | 7 | ... | ... | ... | 3 | 4 |
| „ Department of Mines | 21 | 6 | 1 | 6 | 6 | ... | 6 | ... | ... | ... | 4 | 1 |
| „ Education Department..... | 2 | 7 | 1 | 2 | 2 | ... | 2 | ... | ... | ... | ... | 2 |
| „ Law Department | 1 | 4 | 1 | 9 | 9 | ... | 9 | ... | ... | ... | ... | 8 |
| „ Navy, Retired | 22 | 1 | 1 | 2 | 2 | ... | 2 | ... | ... | ... | ... | 2 |
| „ „ not Retired | 1 | 3 | 4 | 10 | 10 | ... | 10 | ... | ... | 1 | 9 | ... |
| „ Penal | 1 | 4 | 12 | 3 | 3 | ... | 3 | ... | ... | ... | 1 | 2 |
| „ Police—see Police. | | | | | | | | | | | | |
| „ Sanitary—see Inspectors. | | | | | | | | | | | | |
| „ Salvation Army—see Irregular Clergy. | | | | | | | | | | | | |
| Oil and Colourman | 5 | 14 | 3 | 1 | 1 | ... | 1 | ... | ... | 1 | ... | ... |
| Omnibus Proprietors, &c.—see Coach. | | | | | | | | | | | | |
| Opticians..... | 14 | 7 | 3 | 2 | 2 | ... | 2 | ... | ... | 1 | 1 | ... |
| Orchardists | 21 | 1 | 5 | 401 | 325 | 76 | 325 | ... | 6 | 34 | 144 | 86 |
| Orphan Asylums, Inmates of—see Inmates. | | | | | | | | | | | | |
| Organists | 2 | 9 | 2 | 4 | 1 | 3 | 1 | ... | ... | ... | 1 | ... |
| Overseers, Dredge | 13 | 3 | 1 | 1 | 1 | ... | 1 | ... | ... | ... | 1 | ... |
| „ Marine Board..... | 2 | 6 | 4 | 1 | 1 | ... | 1 | ... | ... | ... | ... | 1 |
| „ Public Works..... | 1 | 1 | 2 | 9 | 9 | ... | 9 | ... | ... | ... | 6 | 3 |
| „ Quarry..... | 21 | 6 | 10 | 1 | 1 | ... | 1 | ... | ... | ... | ... | 1 |
| „ Roads | 19 | 2 | 2 | 13 | 13 | ... | 13 | ... | ... | ... | 10 | 3 |
| „ Railway | 2 | 6 | 1 | 5 | 5 | ... | 5 | ... | ... | ... | 5 | ... |
| „ Tramway..... | 13 | 2 | 5 | 1 | 1 | ... | 1 | ... | ... | ... | 1 | ... |
| „ Waterworks | 21 | 5 | 1 | 2 | 2 | ... | 2 | ... | ... | ... | ... | 2 |
| Painters, House Decorators, Paperhangers, &c..... | 19 | 1 | 7 | 332 | 332 | ... | 332 | ... | 12 | 48 | 221 | 39 |
| Pastoral Labourers—see Labourers. | | | | | | | | | | | | |
| Pastrycooks—see Confectioners. | | | | | | | | | | | | |
| Pattern-makers..... | 14 | 6 | 3 | 9 | 9 | ... | 9 | ... | ... | 1 | 7 | 1 |
| Pawnbrokers and Assistants | 4 | 1 | 6 | 6 | 3 | 3 | 3 | ... | ... | ... | 2 | 1 |
| Paupers, Beggars..... | 24 | 1 | 8 | 77 | 20 | 57 | 20 | ... | ... | ... | ... | ... |

giving their Ages under different groupings, and stating whether Employer, Employed, &c.—continued.

| Males. | | | | | | | | | Females. | | | | | | | | | | | | | | |
|--------------|-------------|-----------|-------------------------|--------------|---------------------|-------------|------------|-------------|----------|-----------------|------|------|------|------|--------------|-------------|-----------|-------------------------|--------------|---------------------|-------------|------------|-------------|
| | | Grade. | | | | | | | | Periods of Age. | | | | | | | Grade. | | | | | | |
| 65 and over. | Not stated. | Employer. | Engaged on own account. | Wage-earner. | Relative assisting. | Unemployed. | Dependant. | Not stated. | Total. | -5. | -15. | -20. | -45. | -65. | 65 and over. | Not stated. | Employer. | Engaged on own account. | Wage-earner. | Relative assisting. | Unemployed. | Dependant. | Not stated. |
| 21 | ... | 2 | 1 | ... | ... | ... | ... | ... | ... | ... | ... | ... | ... | ... | ... | ... | ... | ... | ... | ... | ... | ... | ... |
| ... | ... | 18 | ... | 176 | ... | 1 | ... | ... | ... | ... | ... | ... | ... | ... | ... | ... | ... | ... | ... | ... | ... | ... | ... |
| 1 | ... | 3 | 11 | 6 | ... | ... | ... | ... | 110 | ... | ... | 12 | 86 | 10 | 2 | ... | 1 | 49 | 58 | ... | 2 | ... | ... |
| ... | ... | ... | 2 | 2 | ... | ... | ... | ... | ... | ... | ... | ... | ... | ... | ... | ... | ... | ... | ... | ... | ... | ... | ... |
| ... | ... | ... | 7 | 1 | ... | ... | ... | ... | ... | ... | ... | ... | ... | ... | ... | ... | ... | ... | ... | ... | ... | ... | ... |
| 1 | ... | 6 | 12 | 12 | 21 | ... | ... | ... | 24 | ... | 6 | 3 | 11 | 4 | ... | ... | ... | 2 | 1 | 21 | ... | ... | ... |
| ... | ... | ... | 13 | 14 | ... | ... | ... | ... | ... | ... | ... | ... | ... | ... | ... | ... | ... | ... | ... | ... | ... | ... | ... |
| ... | ... | ... | ... | 1 | ... | ... | ... | ... | ... | ... | ... | ... | ... | ... | ... | ... | ... | ... | ... | ... | ... | ... | ... |
| ... | ... | ... | 1 | 18 | ... | ... | ... | ... | ... | ... | ... | ... | ... | ... | ... | ... | ... | ... | ... | ... | ... | ... | ... |
| ... | ... | ... | ... | 14 | ... | ... | ... | ... | ... | ... | ... | ... | ... | ... | ... | ... | ... | ... | ... | ... | ... | ... | ... |
| 1 | ... | ... | ... | 16 | ... | ... | ... | ... | ... | ... | ... | ... | ... | ... | ... | ... | ... | ... | ... | ... | ... | ... | ... |
| ... | ... | 7 | 1 | 4 | ... | ... | ... | ... | 1 | ... | ... | ... | 1 | ... | ... | ... | 1 | ... | ... | ... | ... | ... | ... |
| ... | ... | 5 | 16 | 64 | 11 | 43 | 69 | 35 | 617 | 18 | 55 | 65 | 184 | 177 | 111 | 7 | ... | ... | 94 | ... | 5 | 518 | ... |
| ... | ... | ... | ... | ... | ... | ... | ... | ... | 12 | ... | ... | ... | 9 | 3 | ... | ... | ... | ... | 12 | ... | ... | ... | ... |
| ... | ... | ... | ... | ... | ... | ... | ... | ... | 2 | ... | ... | ... | 1 | 1 | ... | ... | ... | ... | 2 | ... | ... | ... | ... |
| ... | ... | ... | ... | ... | ... | ... | ... | ... | 346 | ... | 87 | 73 | 74 | 84 | 28 | ... | ... | ... | 336 | ... | 10 | ... | ... |
| ... | ... | ... | ... | ... | ... | ... | ... | ... | 58 | ... | ... | ... | 19 | 29 | 10 | ... | ... | ... | 51 | ... | 7 | ... | ... |
| ... | ... | ... | ... | ... | ... | ... | ... | ... | 56 | ... | ... | ... | 22 | 30 | 4 | ... | ... | ... | 54 | ... | 2 | ... | ... |
| ... | ... | ... | ... | ... | ... | ... | ... | ... | 2 | ... | 1 | ... | ... | 1 | ... | ... | ... | ... | ... | 2 | ... | ... | ... |
| ... | ... | ... | ... | ... | ... | ... | ... | ... | 7 | ... | ... | ... | 2 | 5 | ... | ... | ... | ... | 7 | ... | ... | ... | ... |
| ... | ... | ... | 1 | 2 | ... | ... | ... | ... | ... | ... | ... | ... | ... | ... | ... | ... | ... | ... | ... | ... | ... | ... | ... |
| ... | ... | ... | ... | 2 | ... | ... | ... | ... | ... | ... | ... | ... | ... | ... | ... | ... | ... | ... | ... | ... | ... | ... | ... |
| ... | ... | ... | ... | ... | ... | ... | ... | ... | ... | ... | ... | ... | ... | ... | ... | ... | ... | ... | ... | ... | ... | ... | ... |
| 1 | ... | ... | ... | 4 | ... | ... | ... | ... | ... | ... | ... | ... | ... | ... | ... | ... | ... | ... | ... | ... | ... | ... | ... |
| 3 | ... | ... | ... | 19 | ... | ... | ... | ... | ... | ... | ... | ... | ... | ... | ... | ... | ... | ... | ... | ... | ... | ... | ... |
| ... | ... | ... | ... | 7 | ... | ... | ... | ... | ... | ... | ... | ... | ... | ... | ... | ... | ... | ... | ... | ... | ... | ... | ... |
| 1 | ... | ... | ... | 6 | ... | ... | ... | ... | ... | ... | ... | ... | ... | ... | ... | ... | ... | ... | ... | ... | ... | ... | ... |
| ... | ... | ... | ... | 2 | ... | ... | ... | ... | ... | ... | ... | ... | ... | ... | ... | ... | ... | ... | ... | ... | ... | ... | ... |
| 1 | ... | ... | ... | 9 | ... | ... | ... | ... | ... | ... | ... | ... | ... | ... | ... | ... | ... | ... | ... | ... | ... | ... | ... |
| ... | ... | ... | 1 | 1 | ... | ... | ... | ... | ... | ... | ... | ... | ... | ... | ... | ... | ... | ... | ... | ... | ... | ... | ... |
| ... | ... | ... | ... | 10 | ... | ... | ... | ... | ... | ... | ... | ... | ... | ... | ... | ... | ... | ... | ... | ... | ... | ... | ... |
| ... | ... | ... | ... | 3 | ... | ... | ... | ... | ... | ... | ... | ... | ... | ... | ... | ... | ... | ... | ... | ... | ... | ... | ... |
| ... | ... | ... | ... | ... | ... | ... | ... | ... | ... | ... | ... | ... | ... | ... | ... | ... | ... | ... | ... | ... | ... | ... | ... |
| ... | ... | ... | ... | 1 | ... | ... | ... | ... | ... | ... | ... | ... | ... | ... | ... | ... | ... | ... | ... | ... | ... | ... | ... |
| ... | ... | ... | 1 | 2 | ... | ... | ... | ... | ... | ... | ... | ... | ... | ... | ... | ... | ... | ... | ... | ... | ... | ... | ... |
| ... | ... | ... | ... | ... | ... | ... | ... | ... | ... | ... | ... | ... | ... | ... | ... | ... | ... | ... | ... | ... | ... | ... | ... |
| ... | ... | ... | ... | ... | ... | ... | ... | ... | ... | ... | ... | ... | ... | ... | ... | ... | ... | ... | ... | ... | ... | ... | ... |
| ... | ... | ... | ... | ... | ... | ... | ... | ... | ... | ... | ... | ... | ... | ... | ... | ... | ... | ... | ... | ... | ... | ... | ... |
| ... | ... | ... | ... | ... | ... | ... | ... | ... | ... | ... | ... | ... | ... | ... | ... | ... | ... | ... | ... | ... | ... | ... | ... |
| ... | ... | ... | ... | ... | ... | ... | ... | ... | ... | ... | ... | ... | ... | ... | ... | ... | | | | | | | |

TABLE XXI.—Showing in Alphabetical arrangement the Occupations of the People of Tasmania,

| Occupation. | Classification. | | | Persons. | | | Total. | Periods of Age. | | | | |
|--|-----------------|------------|--------|----------|--------|----------|--------|-----------------|------|------|------|------|
| | Order. | Sub-Order. | Group. | Persons. | Males. | Females. | | -5. | -15. | -20. | -45. | -65. |
| | | | | | | | | | | | | |
| Peg Makers | 14 | 4 | 1 | 2 | 1 | 1 | 1 | ... | ... | ... | ... | ... |
| Pensioners | 22 | 1 | 1 | 72 | 64 | 8 | 64 | ... | ... | ... | ... | 25 |
| Piano Makers—see Musical Instrument Makers. | | | | | | | | | | | | |
| Piledrivers | 19 | 2 | 5 | 3 | 3 | ... | 3 | ... | ... | ... | 3 | ... |
| Pilots | 13 | 3 | 2 | 8 | 8 | ... | 8 | ... | ... | ... | ... | 6 |
| Photographers | 2 | 8 | 4 | 73 | 63 | 10 | 63 | ... | ... | 15 | 43 | 5 |
| Photo-lithographer, Government | 1 | 1 | 2 | 1 | 1 | ... | 1 | ... | ... | ... | 1 | ... |
| Penal Establishments, Inmates of—see Inmates. | | | | | | | | | | | | |
| Pharmaceutical Chemists—see Chemists. | | | | | | | | | | | | |
| Physicians—see Medical Practitioners. | | | | | | | | | | | | |
| Picture-frame Makers | 14 | 3 | 2 | 3 | 3 | ... | 3 | ... | ... | 1 | 1 | 1 |
| Plasterers | 19 | 1 | 6 | 162 | 162 | ... | 162 | ... | 4 | 26 | 116 | 13 |
| Labourers—see Labourers. | | | | | | | | | | | | |
| Platelayers..... | 13 | 1 | 4 | 131 | 131 | ... | 131 | ... | ... | 6 | 108 | 16 |
| Ploughmen—see Labourers. | | | | | | | | | | | | |
| Plumbers | 19 | 1 | 8 | 60 | 60 | ... | 60 | ... | 3 | 16 | 36 | 3 |
| Pointsmen—see Shunters. | | | | | | | | | | | | |
| Policemen | 1 | 4 | 11 | 201 | 201 | ... | 201 | ... | ... | ... | 165 | 35 |
| Police Officers | 1 | 4 | 10 | 85 | 85 | ... | 85 | ... | ... | ... | 36 | 47 |
| Porters, Railway | 13 | 1 | 3 | 89 | 89 | ... | 89 | ... | 1 | 15 | 63 | 10 |
| Undefined | 13 | 6 | 1 | 29 | 29 | ... | 29 | ... | 4 | 4 | 10 | 7 |
| Portmanteau Makers | 14 | 12 | 4 | 2 | 2 | ... | 2 | ... | 1 | ... | ... | 1 |
| Postmasters, Postmistresses | 13 | 4 | 1 | 138 | 28 | 110 | 28 | ... | 1 | 3 | 13 | 5 |
| Potteryware, Earthenware Dealers—see Dealers. | | | | | | | | | | | | |
| Makers | 18 | 2 | 5 | 18 | 18 | ... | 18 | ... | 1 | 7 | 9 | 1 |
| Polishers (French)—see French Polisher. | | | | | | | | | | | | |
| Poulterers | 7 | 1 | 5 | 4 | 3 | 1 | 3 | ... | ... | ... | 3 | ... |
| Poultry Farmers, &c. | 21 | 2 | 6 | 2 | ... | 2 | ... | ... | ... | ... | ... | ... |
| Pound-keepers | 1 | 2 | 2 | 4 | 4 | ... | 4 | ... | 1 | 1 | 1 | 1 |
| Pressmen—see Newspapers. | | | | | | | | | | | | |
| Printers, Compositors—see Compositors. | | | | | | | | | | | | |
| Prisoners—see Inmates. | | | | | | | | | | | | |
| Produce Merchants—see Merchants. | | | | | | | | | | | | |
| Prospectors | 21 | 6 | 12 | 204 | 204 | ... | 204 | ... | ... | 2 | 154 | 45 |
| Phrenologist | 2 | 5 | 6 | 1 | 1 | ... | 1 | ... | ... | ... | 1 | ... |
| Publicans—see Hotel-keepers. | | | | | | | | | | | | |
| Pupil Teachers—see Schools. | | | | | | | | | | | | |
| Quarrymen, Labourers | 21 | 6 | 11 | 86 | 86 | ... | 86 | ... | 1 | 4 | 67 | 10 |
| Quartz Managers—see Managers. | | | | | | | | | | | | |
| Rabbits, Trappers—see Trappers. | | | | | | | | | | | | |
| Railways—see Specific Occupations in reference to this particular. | | | | | | | | | | | | |
| Rate Collectors—see Collectors. | | | | | | | | | | | | |
| Readers—see Newspapers. | | | | | | | | | | | | |
| Reformatory, Inmates of—see Inmates. | | | | | | | | | | | | |
| Refuge, Inmates of—see Inmates. | | | | | | | | | | | | |
| Recorder of Titles | 1 | 1 | 2 | 1 | 1 | ... | 1 | ... | ... | ... | 1 | ... |
| Deputy..... | 1 | 1 | 2 | 1 | 1 | ... | 1 | ... | ... | ... | 1 | ... |
| Registry Office Keepers | 11 | 3 | 4 | 2 | ... | 2 | ... | ... | ... | ... | ... | ... |
| Relatives, Dependent on—see Sons and Daughters. | | | | | | | | | | | | |
| Rent Collectors, House, Land, &c.—see Collectors. | | | | | | | | | | | | |
| Reporters, &c.—see Newspapers. | | | | | | | | | | | | |
| Restaurant Keepers—see also Coffee Palace Keepers... | 3 | 1 | 2 | ... | ... | 2 | ... | ... | ... | ... | ... | ... |
| Road Contractors—see Contractors. | | | | | | | | | | | | |
| Engineers—see Engineers. | | | | | | | | | | | | |
| Inspectors—see Inspectors. | | | | | | | | | | | | |
| Labourers—see Labourers. | | | | | | | | | | | | |
| Rope Makers | 15 | 3 | 2 | 2 | 2 | ... | 2 | ... | ... | ... | 1 | ... |
| Rug Makers | 15 | 2 | 5 | 1 | ... | 1 | ... | ... | ... | ... | ... | ... |
| Saddlers, Assistants—see Harness Makers. | | | | | | | | | | | | |
| Sailmakers..... | 14 | 13 | 4 | 19 | 19 | ... | 19 | ... | ... | 1 | 10 | 6 |
| Salesmen, Saleswomen..... | 11 | 3 | 3 | 49 | 32 | 17 | 32 | ... | ... | 6 | 23 | 3 |
| Saw Mill Owners, Assistants | 17 | 2 | 5 | 302 | 301 | 1 | 301 | ... | 12 | 33 | 192 | 49 |
| Sauce Makers | 16 | 3 | 10 | 1 | 1 | ... | 1 | ... | ... | ... | ... | ... |

giving their Ages under different groupings, and stating whether Employer, Employed, &c.—*continued.*

| Males. | | | | | | | | | Females. | | | | | | | | | | | | | | |
|--------------|-------------|-----------|-------------------------|--------------|---------------------|-------------|------------|-------------|----------|-----------------|------|------|------|------|--------------|-------------|-----------|-------------------------|--------------|---------------------|-------------|------------|-------------|
| | | Grade. | | | | | | | Total. | Periods of Age. | | | | | | | Grade. | | | | | | |
| 65 and over. | Not stated. | Employer. | Engaged on own account. | Wage-earner. | Relative assisting. | Unemployed. | Dependant. | Not stated. | | -5. | -15. | -20. | -45. | -65. | 65 and over. | Not stated. | Employer. | Engaged on own account. | Wage-earner. | Relative assisting. | Unemployed. | Dependant. | Not stated. |
| 1 | ... | 1 | ... | ... | ... | ... | ... | ... | 1 | ... | ... | ... | ... | 1 | ... | ... | ... | 1 | ... | ... | ... | ... | |
| 39 | ... | ... | 41 | 23 | ... | ... | ... | ... | 8 | ... | ... | ... | ... | 4 | 4 | ... | 8 | ... | ... | ... | ... | ... | |
| ... | ... | ... | ... | 3 | ... | ... | ... | ... | ... | ... | ... | ... | ... | ... | ... | ... | ... | ... | ... | ... | ... | ... | |
| 2 | ... | ... | ... | 7 | ... | 1 | ... | ... | ... | ... | ... | ... | ... | ... | ... | ... | ... | ... | ... | ... | ... | ... | |
| ... | ... | 9 | 22 | 30 | 1 | 1 | ... | ... | 10 | ... | ... | 4 | 5 | 1 | ... | ... | ... | 7 | 3 | ... | ... | ... | |
| ... | ... | ... | ... | 1 | ... | ... | ... | ... | ... | ... | ... | ... | ... | ... | ... | ... | ... | ... | ... | ... | ... | ... | |
| ... | ... | ... | ... | ... | ... | ... | ... | ... | ... | ... | ... | ... | ... | ... | ... | ... | ... | ... | ... | ... | ... | ... | |
| 3 | ... | 1 | ... | 2 | ... | ... | ... | ... | ... | ... | ... | ... | ... | ... | ... | ... | ... | ... | ... | ... | ... | ... | |
| ... | ... | 22 | 6 | 119 | 3 | 12 | ... | ... | ... | ... | ... | ... | ... | ... | ... | ... | ... | ... | ... | ... | ... | ... | |
| 1 | ... | ... | ... | 129 | ... | 2 | ... | ... | ... | ... | ... | ... | ... | ... | ... | ... | ... | ... | ... | ... | ... | ... | |
| 2 | ... | 8 | 7 | 41 | 3 | 1 | ... | ... | ... | ... | ... | ... | ... | ... | ... | ... | ... | ... | ... | ... | ... | ... | |
| 1 | ... | ... | ... | 201 | ... | ... | ... | ... | ... | ... | ... | ... | ... | ... | ... | ... | ... | ... | ... | ... | ... | ... | |
| 2 | ... | ... | ... | 85 | ... | ... | ... | ... | ... | ... | ... | ... | ... | ... | ... | ... | ... | ... | ... | ... | ... | ... | |
| ... | ... | ... | ... | 89 | ... | ... | ... | ... | ... | ... | ... | ... | ... | ... | ... | ... | ... | ... | ... | ... | ... | ... | |
| 4 | ... | ... | 3 | 25 | 1 | ... | ... | ... | ... | ... | ... | ... | ... | ... | ... | ... | ... | ... | ... | ... | ... | ... | |
| ... | ... | 1 | ... | ... | ... | 1 | ... | ... | ... | ... | ... | ... | ... | ... | ... | ... | ... | ... | ... | ... | ... | ... | |
| 6 | ... | ... | ... | 24 | 4 | ... | ... | ... | 110 | ... | ... | 14 | 75 | 18 | 3 | ... | ... | 103 | 5 | 2 | ... | ... | |
| ... | ... | 7 | ... | 11 | ... | ... | ... | ... | ... | ... | ... | ... | ... | ... | ... | ... | ... | ... | ... | ... | ... | ... | |
| ... | ... | ... | 3 | ... | ... | ... | ... | ... | 1 | ... | ... | ... | ... | ... | 1 | ... | 1 | ... | ... | ... | ... | ... | |
| ... | ... | ... | ... | ... | ... | ... | ... | ... | 2 | ... | ... | ... | 1 | ... | 1 | ... | ... | 2 | ... | ... | ... | ... | |
| ... | ... | ... | ... | 4 | ... | ... | ... | ... | ... | ... | ... | ... | ... | ... | ... | ... | ... | ... | ... | ... | ... | ... | |
| ... | ... | ... | ... | ... | ... | ... | ... | ... | ... | ... | ... | ... | ... | ... | ... | ... | ... | ... | ... | ... | ... | ... | |
| 3 | ... | 14 | 83 | 92 | 1 | 14 | ... | ... | ... | ... | ... | ... | ... | ... | ... | ... | ... | ... | ... | ... | ... | ... | |
| ... | ... | ... | 1 | ... | ... | ... | ... | ... | ... | ... | ... | ... | ... | ... | ... | ... | ... | ... | ... | ... | ... | ... | |
| 4 | ... | 3 | 4 | 72 | 2 | 5 | ... | ... | ... | ... | ... | ... | ... | ... | ... | ... | ... | ... | ... | ... | ... | ... | |
| ... | ... | ... | ... | ... | ... | ... | ... | ... | ... | ... | ... | ... | ... | ... | ... | ... | ... | ... | ... | ... | ... | ... | |
| ... | ... | ... | ... | 1 | ... | ... | ... | ... | ... | ... | ... | ... | ... | ... | ... | ... | ... | ... | ... | ... | ... | ... | |
| ... | ... | ... | ... | 1 | ... | ... | ... | ... | 2 | ... | ... | ... | ... | 2 | ... | ... | 1 | 1 | ... | ... | ... | ... | |
| ... | ... | ... | ... | ... | ... | ... | ... | ... | ... | ... | ... | ... | ... | ... | ... | ... | ... | ... | ... | ... | ... | ... | |
| ... | ... | ... | ... | ... | ... | ... | ... | ... | 2 | ... | ... | 1 | 1 | ... | ... | ... | 1 | ... | 1 | ... | ... | ... | |
| 1 | ... | ... | 1 | 1 | ... | ... | ... | ... | ... | ... | ... | ... | ... | ... | ... | ... | ... | ... | ... | ... | ... | ... | |
| ... | ... | ... | ... | ... | ... | ... | ... | ... | 1 | ... | ... | ... | 1 | ... | ... | ... | ... | 1 | ... | ... | ... | ... | |
| 2 | ... | 1 | 2 | 14 | ... | 2 | ... | ... | ... | ... | ... | ... | ... | ... | ... | ... | ... | ... | ... | ... | ... | ... | |
| ... | ... | ... | 31 | ... | ... | 1 | ... | ... | 17 | ... | ... | 3 | 14 | ... | ... | ... | ... | 15 | ... | 2 | ... | ... | |
| 15 | ... | 46 | 25 | 211 | 15 | 4 | ... | ... | 1 | ... | ... | ... | ... | 1 | ... | 1 | ... | ... | ... | ... | ... | ... | |
| ... | ... | 1 | ... | ... | ... | ... | ... | ... | ... | ... | ... | ... | ... | ... | ... | ... | ... | ... | ... | ... | ... | ... | |

TABLE XXI.—Showing in Alphabetical arrangement the Occupations of the People of Tasmania,

| Occupation. | Classification. | | | Persons. | | | Total. | Periods of Age. | | | | |
|---|-----------------|------------|--------|----------|--------|----------|--------|-----------------|--------|------|------|------|
| | Order. | Sub-Order. | Group. | Persons. | Males. | Females. | | -5. | -15. | -20. | -45. | -65. |
| | | | | | | | | | | | | |
| Shipowners | 13 | 3 | 4 | 9 | 9 | ... | 9 | ... | ... | ... | 3 | 5 |
| Shipping Masters | 1 | 2 | 2 | 1 | 1 | ... | 1 | ... | ... | ... | ... | 1 |
| Shirtmakers—see Dressmakers. | | | | | | | | | | | | |
| Shoemakers—see Bootmakers. | | | | | | | | | | | | |
| Shot Manufacturers | 14 | 9 | 5 | 1 | 1 | ... | 1 | ... | ... | ... | 1 | ... |
| Sick Nurses—see Nurses. | | | | | | | | | | | | |
| Signalmen | 13 | 1 | 3 | 8 | 7 | 1 | 7 | ... | ... | ... | 4 | 1 |
| Signwriter | 14 | 3 | 4 | 8 | 8 | ... | 8 | ... | ... | 1 | 5 | 1 |
| Silversmiths, Jewellers—see Watchmakers. | | | | | | | | | | | | |
| Sisters of Charity—see also Nuns and Teachers in Convents | 2 | 2 | 4 | 22 | ... | 22 | ... | ... | ... | ... | ... | ... |
| Skin Dealers—see Dealers. | | | | | | | | | | | | |
| Slaughtermen | 16 | 1 | 1 | 8 | 8 | ... | 8 | ... | ... | ... | 5 | 3 |
| Shinglers and Slaters | 19 | 1 | 5 | 7 | 7 | ... | 7 | ... | ... | ... | 6 | 1 |
| Smelters | 18 | 4 | 4 | 12 | 12 | ... | 12 | ... | ... | ... | 10 | 2 |
| Soap and Candle Manufacturers | 17 | 1 | 1 | 20 | 18 | 2 | 18 | ... | 1 | 2 | 11 | 4 |
| Soldiers | 1 | 3 | 3 | 29 | 29 | ... | 29 | ... | ... | ... | 26 | 2 |
| Solicitors | 1 | 4 | 6 | 89 | 89 | ... | 89 | ... | ... | ... | 64 | 21 |
| Sons at School—see Scholars. | | | | | | | | | | | | |
| „ Dependent | 23 | 3 | 2 | 13,928 | 13,928 | ... | 13,928 | 10,365 | 3298 | 123 | 48 | 18 |
| Speculators | 4 | 1 | 4 | 45 | 45 | ... | 45 | ... | ... | ... | 30 | 12 |
| Spirit Merchants, &c.—see Merchants. | | | | | | | | | | | | |
| Squatters—see Pastoral Farmers. | | | | | | | | | | | | |
| Statistician, Government | 1 | 1 | 2 | 1 | 1 | ... | 1 | ... | ... | ... | ... | 1 |
| Stationers—see Booksellers. | | | | | | | | | | | | |
| Stationmasters, Railway | 13 | 1 | 1 | 56 | 56 | ... | 56 | ... | ... | 1 | 50 | 5 |
| Staymakers—see Dressmakers. | | | | | | | | | | | | |
| Stewards, Stewardesses (Ship) | 13 | 3 | 7 | 89 | 78 | 11 | 78 | ... | ... | 8 | 65 | 4 |
| Stock-breeders—see Pastoral Farmers. | | | | | | | | | | | | |
| Stokers, Railway | 13 | 1 | 2 | 25 | 25 | ... | 25 | ... | ... | 3 | 18 | 4 |
| „ Gas | 18 | 1 | 1 | 10 | 10 | ... | 10 | ... | ... | ... | 9 | 1 |
| „ Steamer | 13 | 3 | 6 | 12 | 12 | ... | 12 | ... | ... | 2 | 8 | 2 |
| „ Undefined | 20 | 1 | 3 | 5 | 5 | ... | 5 | ... | ... | ... | 5 | ... |
| Skating Rink Proprietors | 2 | 10 | 7 | 2 | 2 | ... | 2 | ... | 1 | ... | 1 | ... |
| Scholars, Private and Public Schools | 23 | 2 | 2 | 26,321 | 13,436 | 12,885 | 13,436 | 455 | 12,609 | 372 | ... | ... |
| Schoolmasters, Mistresses | 2 | 7 | 3 to 6 | 828 | 279 | 549 | 279 | ... | 7 | 34 | 170 | 52 |
| Schools, Denominational—see Teachers. | | | | | | | | | | | | |
| Schools, Inspector of—see Inspectors. | | | | | | | | | | | | |
| Seamen (Merchant Service) | 13 | 3 | 5 | 534 | 534 | ... | 534 | ... | 6 | 51 | 424 | 44 |
| „ (Royal Navy Service) | 1 | 3 | 5 | 51 | 51 | ... | 51 | ... | ... | 10 | 41 | ... |
| Seamstresses—see Dressmakers. | | | | | | | | | | | | |
| Second-hand Clothes Dealers | 6 | 2 | 6 | 2 | ... | 2 | ... | ... | ... | ... | ... | ... |
| Secretaries, Benevolent Society | 1 | 2 | 1 | 1 | 1 | ... | 1 | ... | ... | ... | ... | ... |
| „ Building Society | 4 | 1 | 3 | 1 | 1 | ... | 1 | ... | ... | ... | ... | 1 |
| „ Diocesan Society | 2 | 1 | 6 | 2 | 2 | ... | 2 | ... | ... | ... | 2 | ... |
| „ Education Department | 2 | 7 | 1 | 1 | 1 | ... | 1 | ... | ... | ... | 1 | ... |
| „ Friendly Societies | 1 | 2 | 1 | 1 | 1 | ... | 1 | ... | ... | ... | ... | ... |
| „ Gas Company | 18 | 1 | 1 | 1 | 1 | ... | 1 | ... | ... | ... | 1 | ... |
| „ General Hospital | 2 | 3 | 8 | 1 | 1 | ... | 1 | ... | ... | ... | 1 | ... |
| „ Governor | 1 | 1 | 2 | 1 | 1 | ... | 1 | ... | ... | ... | 1 | ... |
| „ Law Department | 1 | 1 | 2 | 1 | 1 | ... | 1 | ... | ... | ... | ... | 1 |
| „ Marine Board | 1 | 2 | 2 | 3 | 3 | ... | 3 | ... | ... | ... | ... | 2 |
| „ Post Office | 13 | 4 | 1 | 1 | 1 | ... | 1 | ... | ... | ... | ... | 1 |
| „ Shipping Company | 13 | 3 | 5 | 1 | 1 | ... | 1 | ... | ... | ... | 1 | ... |
| „ Tasmanian Club | 1 | 2 | 1 | 1 | 1 | ... | 1 | ... | ... | ... | ... | 1 |
| „ Telegraph Office | 13 | 5 | 1 | 1 | 1 | ... | 1 | ... | ... | ... | ... | 1 |
| „ Y. W. C. Association | 1 | 2 | 1 | 1 | 1 | ... | 1 | ... | ... | ... | 1 | ... |
| „ Under | 1 | 1 | 2 | 1 | 1 | ... | 1 | ... | ... | ... | ... | ... |
| Servants, Domestic | 3 | 2 | 8 | 3980 | 185 | 3795 | 185 | ... | 28 | 58 | 55 | 23 |
| „ Civil—see Civil Servants. | | | | | | | | | | | | |
| „ Ship | 13 | 3 | 7 | 67 | 67 | ... | 67 | ... | ... | 2 | 65 | ... |
| „ Farm—see Labourers. | | | | | | | | | | | | |
| Sewing Machine Importers—see Agents. | | | | | | | | | | | | |
| Share and Stock Brokers—see Brokers. | | | | | | | | | | | | |
| Shearers—see Shepherds. | | | | | | | | | | | | |
| Sextons | 19 | 3 | 1 | 10 | 10 | ... | 10 | ... | ... | ... | 4 | 3 |
| Sheep Inspectors—see Inspectors. | | | | | | | | | | | | |

OCCUPATIONS.

315

giving their Ages under different groupings, and stating whether Employer, Employed, &c.—*continued.*

| Males. | | | | | | | | Females. | | | | | | | | | | | | | | | |
|--------------|-------------|-----------|-------------------------|--------------|---------------------|-------------|------------|----------|-----------------|-----|--------|------|------|------|--------------|-------------|-----------|-------------------------|--------------|---------------------|-------------|------------|-------------|
| Grade. | | | | | | | | Total. | Periods of Age. | | | | | | | Grade. | | | | | | | |
| 65 and over. | Not stated. | Employer. | Engaged on own account. | Wage-earner. | Relative assisting. | Unemployed. | Dependant. | | Not stated. | -5. | -15. | -20. | -45. | -65. | 65 and over. | Not stated. | Employer. | Engaged on own account. | Wage-earner. | Relative assisting. | Unemployed. | Dependant. | Not stated. |
| 1 | ... | 5 | 4 | ... | ... | ... | ... | ... | ... | ... | ... | ... | ... | ... | ... | ... | ... | ... | ... | ... | ... | ... | |
| ... | ... | ... | ... | 1 | ... | ... | ... | ... | ... | ... | ... | ... | ... | ... | ... | ... | ... | ... | ... | ... | ... | ... | |
| 2 | ... | 1 | ... | ... | ... | ... | ... | ... | ... | ... | ... | ... | ... | ... | ... | ... | ... | ... | ... | ... | ... | ... | |
| 1 | ... | 1 | 2 | 7 | ... | 2 | ... | ... | 1 | ... | ... | ... | 1 | ... | ... | ... | ... | 1 | ... | ... | ... | ... | |
| ... | ... | ... | ... | ... | ... | ... | ... | ... | 22 | ... | ... | ... | 14 | 5 | 3 | ... | ... | 22 | ... | ... | ... | ... | |
| ... | ... | ... | ... | 8 | ... | ... | ... | ... | ... | ... | ... | ... | ... | ... | ... | ... | ... | ... | ... | ... | ... | ... | |
| ... | ... | 1 | 4 | 1 | ... | 1 | ... | ... | ... | ... | ... | ... | ... | ... | ... | ... | ... | ... | ... | ... | ... | ... | |
| ... | ... | ... | ... | 12 | ... | ... | ... | ... | ... | ... | ... | ... | ... | ... | ... | ... | ... | ... | ... | ... | ... | ... | |
| ... | ... | 3 | ... | 15 | ... | ... | ... | ... | 2 | ... | ... | 1 | 1 | ... | ... | ... | ... | 2 | ... | ... | ... | ... | |
| 1 | ... | ... | ... | 29 | ... | ... | ... | ... | ... | ... | ... | ... | ... | ... | ... | ... | ... | ... | ... | ... | ... | ... | |
| 4 | ... | 47 | 28 | 9 | ... | 5 | ... | ... | ... | ... | ... | ... | ... | ... | ... | ... | ... | ... | ... | ... | ... | ... | |
| 76 | ... | ... | ... | ... | ... | ... | 13,928 | ... | ... | ... | ... | ... | ... | ... | ... | ... | ... | ... | ... | ... | ... | ... | |
| 3 | ... | 7 | 34 | 4 | ... | ... | ... | ... | ... | ... | ... | ... | ... | ... | ... | ... | ... | ... | ... | ... | ... | ... | |
| ... | ... | ... | ... | 1 | ... | ... | ... | ... | ... | ... | ... | ... | ... | ... | ... | ... | ... | ... | ... | ... | ... | ... | |
| ... | ... | ... | ... | 56 | ... | ... | ... | ... | ... | ... | ... | ... | ... | ... | ... | ... | ... | ... | ... | ... | ... | ... | |
| 1 | ... | ... | 3 | 73 | ... | 2 | ... | ... | 11 | ... | ... | ... | 11 | ... | ... | ... | ... | 11 | ... | ... | ... | ... | |
| ... | ... | ... | ... | 24 | ... | 1 | ... | ... | ... | ... | ... | ... | ... | ... | ... | ... | ... | ... | ... | ... | ... | ... | |
| ... | ... | ... | ... | 10 | ... | ... | ... | ... | ... | ... | ... | ... | ... | ... | ... | ... | ... | ... | ... | ... | ... | ... | |
| ... | ... | ... | ... | 12 | ... | ... | ... | ... | ... | ... | ... | ... | ... | ... | ... | ... | ... | ... | ... | ... | ... | ... | |
| ... | ... | ... | ... | 5 | ... | ... | ... | ... | ... | ... | ... | ... | ... | ... | ... | ... | ... | ... | ... | ... | ... | ... | |
| ... | ... | ... | ... | 2 | ... | ... | ... | ... | ... | ... | ... | ... | ... | ... | ... | ... | ... | ... | ... | ... | ... | ... | |
| ... | ... | ... | ... | ... | ... | ... | 13,436 | ... | 12,885 | 411 | 11,981 | 491 | 2 | ... | ... | ... | ... | ... | ... | ... | 12,885 | ... | |
| 16 | ... | 10 | 21 | 242 | ... | 5 | ... | 1 | 549 | ... | 6 | 62 | 403 | 71 | 7 | ... | 7 | 105 | 407 | 18 | 12 | ... | |
| 9 | ... | ... | ... | 510 | 3 | 21 | ... | ... | ... | ... | ... | ... | ... | ... | ... | ... | ... | ... | ... | ... | ... | ... | |
| ... | ... | ... | ... | 51 | ... | ... | ... | ... | ... | ... | ... | ... | ... | ... | ... | ... | ... | ... | ... | ... | ... | ... | |
| ... | ... | ... | ... | ... | ... | ... | ... | ... | 2 | ... | ... | ... | ... | 1 | 1 | ... | 2 | ... | ... | ... | ... | ... | |
| 1 | ... | ... | ... | 1 | ... | ... | ... | ... | ... | ... | ... | ... | ... | ... | ... | ... | ... | ... | ... | ... | ... | ... | |
| ... | ... | ... | ... | 1 | ... | ... | ... | ... | ... | ... | ... | ... | ... | ... | ... | ... | ... | ... | ... | ... | ... | ... | |
| ... | ... | ... | ... | 2 | ... | ... | ... | ... | ... | ... | ... | ... | ... | ... | ... | ... | ... | ... | ... | ... | ... | ... | |
| ... | ... | ... | ... | 1 | ... | ... | ... | ... | ... | ... | ... | ... | ... | ... | ... | ... | ... | ... | ... | ... | ... | ... | |
| ... | ... | ... | ... | 1 | ... | ... | ... | ... | ... | ... | ... | ... | ... | ... | ... | ... | ... | ... | ... | ... | ... | ... | |
| ... | ... | ... | ... | 1 | ... | ... | ... | ... | ... | ... | ... | ... | ... | ... | ... | ... | ... | ... | ... | ... | ... | ... | |
| ... | ... | ... | ... | 1 | ... | ... | ... | ... | ... | ... | ... | ... | ... | ... | ... | ... | ... | ... | ... | ... | ... | ... | |
| ... | ... | ... | ... | 1 | ... | ... | ... | ... | ... | ... | ... | ... | ... | ... | ... | ... | ... | ... | ... | ... | ... | ... | |
| ... | ... | ... | ... | 1 | ... | ... | ... | ... | ... | ... | ... | ... | ... | ... | ... | ... | ... | ... | ... | ... | ... | ... | |
| ... | ... | ... | ... | 3 | ... | ... | ... | ... | ... | ... | ... | ... | ... | ... | ... | ... | ... | ... | ... | ... | ... | ... | |
| ... | ... | ... | ... | 1 | ... | ... | ... | ... | ... | ... | ... | ... | ... | ... | ... | ... | ... | ... | ... | ... | ... | ... | |
| ... | ... | ... | ... | 1 | ... | ... | ... | ... | ... | ... | ... | ... | ... | ... | ... | ... | ... | ... | ... | ... | ... | ... | |
| ... | ... | ... | ... | 1 | ... | ... | ... | ... | ... | ... | ... | ... | ... | ... | ... | ... | ... | ... | ... | ... | ... | ... | |
| ... | ... | ... | ... | 1 | ... | ... | ... | ... | ... | ... | ... | ... | ... | ... | ... | ... | ... | ... | ... | ... | ... | ... | |
| ... | ... | ... | ... | 1 | ... | ... | ... | ... | ... | ... | ... | ... | ... | ... | ... | ... | ... | ... | ... | ... | ... | ... | |
| ... | ... | ... | ... | 1 | ... | ... | ... | ... | ... | ... | ... | ... | ... | ... | ... | ... | ... | ... | ... | ... | ... | ... | |
| 21 | ... | ... | ... | 183 | ... | 2 | ... | ... | 3795 | ... | 369 | 1400 | 1830 | 147 | 49 | ... | ... | 3687 | ... | 108 | ... | ... | |
| ... | ... | ... | ... | 67 | ... | ... | ... | ... | ... | ... | ... | ... | ... | ... | ... | ... | ... | ... | ... | ... | ... | ... | |
| ... | ... | ... | ... | ... | ... | ... | ... | ... | ... | ... | ... | ... | ... | ... | ... | ... | ... | ... | ... | ... | ... | ... | |
| 3 | ... | ... | ... | 10 | ... | ... | ... | ... | ... | ... | ... | ... | ... | ... | ... | ... | ... | ... | ... | ... | ... | ... | |

TABLE XXI.—Showing in Alphabetical arrangement the Occupations of the People of Tasmania,

| Occupation. | Classification. | | | Persons. | | | Total. | Periods of Age. | | | | |
|--|-----------------|------------|--------|----------|--------|----------|--------|-----------------|------|------|------|------|
| | Order. | Sub-Order. | Group. | Persons. | Males. | Females. | | -5. | -15. | -20. | -45. | -65. |
| | | | | | | | | | | | | |
| Shepherds, Shearers, Stockmen | 21 | 2 | 3 | 312 | 312 | ... | 312 | ... | 10 | 23 | 197 | 58 |
| Sergeant-at-Arms..... | 1 | 1 | 2 | 1 | 1 | ... | 1 | ... | ... | ... | ... | ... |
| Ship Agents—see Agents. | | | | | | | | | | | | |
| „ Brokers—see Brokers. | | | | | | | | | | | | |
| „ Builders, Shipwrights | 14 | 13 | 1 | 64 | 64 | ... | 64 | ... | ... | 4 | 30 | 24 |
| „ Carpenters | 14 | 13 | 1 | 42 | 42 | ... | 42 | ... | ... | 1 | 22 | 18 |
| Stonemasons—see Musons. | | | | | | | | | | | | |
| Storekeepers, General | 12 | 1 | 1 | 784 | 567 | 217 | 567 | ... | 19 | 65 | 309 | 135 |
| Store Labourers—see Labourers. | | | | | | | | | | | | |
| Storemen | 12 | 1 | 2 | 186 | 186 | ... | 186 | ... | 3 | 16 | 130 | 32 |
| Sugar Experts | 16 | 2 | 5 | 1 | 1 | ... | 1 | ... | ... | ... | 1 | ... |
| Superintendents, Police—see Police. | | | | | | | | | | | | |
| Surgeons—see Medical Practitioners. | | | | | | | | | | | | |
| „ Veterinary | 2 | 3 | 11 | 7 | 7 | ... | 7 | ... | 1 | ... | 3 | 2 |
| Surveyors, City..... | 2 | 6 | 4 | 1 | 1 | ... | 1 | ... | ... | ... | ... | 1 |
| „ Land | 2 | 6 | 4 | 60 | 60 | ... | 60 | ... | ... | 1 | 47 | 9 |
| „ Marine | 4 | 2 | 4 | 1 | 1 | ... | 1 | ... | ... | ... | ... | 1 |
| „ Mining | 2 | 6 | 4 | 7 | 7 | ... | 7 | ... | ... | ... | 4 | 3 |
| „ Assistants | 2 | 6 | 4 | 40 | 40 | ... | 40 | ... | ... | 8 | 31 | 1 |
| Tailors, Tailoresses, Cutters | 15 | 2 | 1 | 557 | 277 | 280 | 277 | ... | 6 | 43 | 158 | 46 |
| Tallow Chandlers—see Soap and Candle Makers. | | | | | | | | | | | | |
| Tanners—see Curriers. | | | | | | | | | | | | |
| „ Labourers—see Labourers. | | | | | | | | | | | | |
| Taxidermists | 14 | 4 | 3 | 1 | 1 | ... | 1 | ... | ... | ... | ... | 1 |
| Teachers, Accomplishments | 2 | 7 | 8 | 17 | 7 | 10 | 7 | ... | ... | 1 | 5 | 1 |
| „ Convent (see also Sisters of Charity and Nuns) | 2 | 7 | 4 | 11 | ... | 11 | ... | ... | ... | ... | ... | ... |
| „ Mathematics | 2 | 7 | 8 | 1 | 1 | ... | 1 | ... | ... | ... | ... | 1 |
| „ Music—see Music. | | | | | | | | | | | | |
| „ Undefined—see Schoolmasters. | | | | | | | | | | | | |
| Tea Dealers—see Merchants. | | | | | | | | | | | | |
| Telegraph Operators..... | 13 | 5 | 1 | 119 | 67 | 52 | 67 | ... | 4 | 18 | 44 | 1 |
| Theatre Managers and Employés | 2 | 10 | 2 | 8 | 6 | 2 | 6 | ... | ... | ... | 5 | 1 |
| Tidewaiters—see Customs. | | | | | | | | | | | | |
| Timber Getters, Cutters, &c. | 21 | 4 | 2 | 2 | ... | 2 | ... | ... | ... | ... | ... | ... |
| Timekeepers, Mines | 21 | 6 | 12 | 1 | 1 | ... | 1 | ... | ... | ... | 1 | ... |
| „ Railway | 13 | 1 | 5 | 2 | 2 | ... | 2 | ... | ... | ... | 2 | ... |
| „ Undefined | 22 | 2 | 1 | 1 | 1 | ... | 1 | ... | ... | ... | 1 | ... |
| Tinsmiths, &c. | 18 | 4 | 2 | 94 | 93 | 1 | 93 | ... | 1 | 25 | 55 | 8 |
| Tennis Court Managers | 2 | 10 | 5 | 1 | 1 | ... | 1 | ... | ... | ... | 1 | ... |
| Tobacconists | 7 | 3 | 5 | 32 | 32 | ... | 32 | ... | 1 | 5 | 20 | 4 |
| Tramway Proprietors | 13 | 2 | 5 | 1 | 1 | ... | 1 | ... | ... | ... | ... | 1 |
| Trappers—see Hunters. | | | | | | | | | | | | |
| Travellers, Commercial | 11 | 3 | 3 | 93 | 92 | 1 | 92 | ... | ... | 1 | 78 | 7 |
| Tutors..... | 2 | 7 | 7 | 3 | 3 | ... | 3 | ... | ... | ... | 3 | ... |
| Turners, Wood—see Wood. | | | | | | | | | | | | |
| Type Writers..... | 11 | 3 | 2 | 3 | ... | 3 | ... | ... | ... | ... | ... | ... |
| Umbrella Makers, &c..... | 15 | 2 | 7 | 3 | 3 | ... | 3 | ... | ... | ... | 1 | ... |
| Under Secretary—see Secretaries. | | | | | | | | | | | | |
| „ Treasurer | 1 | 1 | 2 | 1 | 1 | ... | 1 | ... | ... | ... | 1 | ... |
| Undertakers | 14 | 14 | 3 | 8 | 7 | 1 | 7 | ... | ... | 1 | 3 | 2 |
| University Students—see Schools. | | | | | | | | | | | | |
| Upholsterers | 14 | 14 | 1 | 53 | 48 | 5 | 48 | ... | 3 | 11 | 25 | 8 |
| Valuators | 4 | 2 | 4 | 5 | 4 | 1 | 4 | ... | ... | ... | 1 | 2 |
| Van Proprietors | 13 | 2 | 3 | 1 | ... | 1 | ... | ... | ... | ... | ... | ... |
| Veterinary Surgeons—see Surgeons. | | | | | | | | | | | | |
| Vinegar Makers..... | 16 | 3 | 10 | 2 | 2 | ... | 2 | ... | ... | 1 | ... | 1 |
| Visitors, General | 23 | 3 | 2 | 1157 | 139 | 1018 | 139 | 8 | 30 | 19 | 61 | 10 |
| Waiters, Waitresses | 3 | 2 | 10 | 72 | 37 | 35 | 37 | ... | ... | 4 | 30 | 1 |
| Warders, Asylum..... | 2 | 2 | 2 | 29 | 29 | ... | 29 | ... | ... | ... | 25 | 4 |
| „ Charitable Institution..... | 2 | 2 | 2 | 23 | 8 | 15 | 8 | ... | ... | 1 | 6 | 1 |
| „ Hospital | 2 | 3 | 8 | 6 | 6 | ... | 6 | ... | ... | ... | 5 | 1 |
| „ Gaol | 1 | 4 | 13 | 36 | 30 | 6 | 30 | ... | ... | ... | 16 | 14 |

giving their Ages under different groupings, and stating whether Employer, Employed, &c.—*continued.*

| Males. | | | | | | | | | Females. | | | | | | | | | | | | | | | |
|--------------|-------------|-----------|-------------------------|--------------|---------------------|-------------|------------|-------------|----------|-----------------|------|------|------|------|--------------|-------------|-----------|-------------------------|--------------|---------------------|-------------|------------|-------------|--|
| Grade. | | | | | | | | | Total. | Periods of Age. | | | | | | | | Grade. | | | | | | |
| 65 and over. | Not stated. | Employer. | Engaged on own account. | Wage-earner. | Relative assisting. | Unemployed. | Dependant. | Not stated. | | -5. | -15. | -20. | -45. | -65. | 65 and over. | Not stated. | Employer. | Engaged on own account. | Wage-earner. | Relative assisting. | Unemployed. | Dependant. | Not stated. | |
| 24 | ... | 1 | 10 | 280 | 13 | 8 | ... | ... | ... | ... | ... | ... | ... | ... | ... | ... | ... | ... | ... | ... | ... | ... | ... | |
| 1 | ... | ... | ... | 1 | ... | ... | ... | ... | ... | ... | ... | ... | ... | ... | ... | ... | ... | ... | ... | ... | ... | ... | ... | |
| 6 | ... | 17 | 2 | 38 | 1 | 6 | ... | ... | ... | ... | ... | ... | ... | ... | ... | ... | ... | ... | ... | ... | ... | ... | ... | |
| 1 | ... | ... | 2 | 35 | ... | 6 | ... | ... | ... | ... | ... | ... | ... | ... | ... | ... | ... | ... | ... | ... | ... | ... | ... | |
| 38 | 1 | 154 | 169 | 212 | 29 | 3 | ... | ... | 217 | ... | 8 | 39 | 111 | 42 | 17 | ... | 10 | 71 | 57 | 79 | ... | ... | ... | |
| 5 | ... | ... | ... | 182 | 1 | 3 | ... | ... | ... | ... | ... | ... | ... | ... | ... | ... | ... | ... | ... | ... | ... | ... | ... | |
| ... | ... | ... | ... | ... | ... | 1 | ... | ... | ... | ... | ... | ... | ... | ... | ... | ... | ... | ... | ... | ... | ... | ... | ... | |
| 1 | ... | ... | 6 | ... | 1 | ... | ... | ... | ... | ... | ... | ... | ... | ... | ... | ... | ... | ... | ... | ... | ... | ... | ... | |
| ... | ... | ... | ... | 1 | ... | ... | ... | ... | ... | ... | ... | ... | ... | ... | ... | ... | ... | ... | ... | ... | ... | ... | ... | |
| 3 | ... | 23 | 7 | 28 | ... | 2 | ... | ... | ... | ... | ... | ... | ... | ... | ... | ... | ... | ... | ... | ... | ... | ... | ... | |
| ... | ... | ... | 1 | ... | ... | ... | ... | ... | ... | ... | ... | ... | ... | ... | ... | ... | ... | ... | ... | ... | ... | ... | ... | |
| ... | ... | 4 | 1 | 2 | ... | ... | ... | ... | ... | ... | ... | ... | ... | ... | ... | ... | ... | ... | ... | ... | ... | ... | ... | |
| ... | ... | ... | ... | 35 | 1 | 4 | ... | ... | ... | ... | ... | ... | ... | ... | ... | ... | ... | ... | ... | ... | ... | ... | ... | |
| 24 | ... | 36 | 25 | 208 | ... | 8 | ... | ... | 280 | ... | 17 | 116 | 139 | 7 | 1 | ... | 1 | 7 | 255 | 5 | 12 | ... | ... | |
| ... | ... | ... | ... | 1 | ... | ... | ... | ... | ... | ... | ... | ... | ... | ... | ... | ... | ... | ... | ... | ... | ... | ... | ... | |
| ... | ... | 1 | 3 | 3 | ... | ... | ... | ... | 10 | ... | ... | ... | 8 | 1 | 1 | ... | 1 | 4 | 4 | 1 | ... | ... | ... | |
| ... | ... | ... | ... | ... | ... | ... | ... | ... | 11 | ... | ... | 1 | 9 | 1 | ... | ... | ... | 11 | ... | ... | ... | ... | ... | |
| ... | ... | ... | ... | 1 | ... | ... | ... | ... | ... | ... | ... | ... | ... | ... | ... | ... | ... | ... | ... | ... | ... | ... | ... | |
| ... | ... | ... | ... | 66 | 1 | ... | ... | ... | 52 | ... | 1 | 12 | 35 | 4 | ... | ... | ... | 47 | 4 | 1 | ... | ... | ... | |
| ... | ... | ... | ... | 6 | ... | ... | ... | ... | 2 | ... | ... | 1 | 1 | ... | ... | ... | ... | 2 | ... | ... | ... | ... | ... | |
| ... | ... | ... | ... | ... | ... | ... | ... | ... | 2 | ... | ... | ... | 2 | ... | ... | ... | 1 | 1 | ... | ... | ... | ... | ... | |
| ... | ... | ... | ... | 1 | ... | ... | ... | ... | ... | ... | ... | ... | ... | ... | ... | ... | ... | ... | ... | ... | ... | ... | ... | |
| ... | ... | ... | ... | 2 | ... | ... | ... | ... | ... | ... | ... | ... | ... | ... | ... | ... | ... | ... | ... | ... | ... | ... | ... | |
| 4 | ... | 4 | 10 | 75 | 2 | 2 | ... | ... | 1 | ... | ... | ... | 1 | ... | ... | ... | ... | 1 | ... | ... | ... | ... | ... | |
| ... | ... | ... | ... | 1 | ... | ... | ... | ... | ... | ... | ... | ... | ... | ... | ... | ... | ... | ... | ... | ... | ... | ... | ... | |
| 2 | ... | 8 | 14 | 10 | ... | ... | ... | ... | ... | ... | ... | ... | ... | ... | ... | ... | ... | ... | ... | ... | ... | ... | ... | |
| ... | ... | 1 | ... | ... | ... | ... | ... | ... | ... | ... | ... | ... | ... | ... | ... | ... | ... | ... | ... | ... | ... | ... | ... | |
| 6 | ... | ... | 9 | 60 | ... | 3 | ... | ... | 1 | ... | ... | ... | 1 | ... | ... | ... | ... | 1 | ... | ... | ... | ... | ... | |
| ... | ... | ... | ... | 3 | ... | ... | ... | ... | ... | ... | ... | ... | ... | ... | ... | ... | ... | ... | ... | ... | ... | ... | ... | |
| ... | ... | ... | ... | ... | ... | ... | ... | ... | 3 | ... | ... | ... | 3 | ... | ... | ... | 1 | 2 | ... | ... | ... | ... | ... | |
| 2 | ... | ... | 3 | ... | ... | ... | ... | ... | ... | ... | ... | ... | ... | ... | ... | ... | ... | ... | ... | ... | ... | ... | ... | |
| ... | ... | ... | ... | 1 | ... | ... | ... | ... | ... | ... | ... | ... | ... | ... | ... | ... | ... | ... | ... | ... | ... | ... | ... | |
| 1 | ... | 1 | 3 | 3 | ... | ... | ... | ... | 1 | ... | ... | ... | ... | 1 | ... | ... | 1 | ... | ... | ... | ... | ... | ... | |
| 1 | ... | 2 | 13 | 32 | ... | 1 | ... | ... | 5 | ... | 1 | 2 | 2 | ... | ... | ... | ... | 5 | ... | ... | ... | ... | ... | |
| 1 | ... | ... | 3 | 1 | ... | ... | ... | ... | 1 | ... | ... | ... | 1 | ... | ... | ... | ... | ... | 1 | ... | ... | ... | ... | |
| ... | ... | ... | ... | ... | ... | ... | ... | ... | 1 | ... | ... | ... | 1 | ... | ... | ... | ... | ... | 1 | ... | ... | ... | ... | |
| ... | ... | ... | 1 | ... | 1 | ... | ... | ... | ... | ... | ... | ... | ... | ... | ... | ... | ... | ... | ... | ... | ... | ... | ... | |
| 11 | ... | 1 | 2 | 19 | ... | 29 | 50 | 38 | 1018 | 58 | 113 | 185 | 500 | 112 | 49 | 1 | ... | 48 | ... | ... | ... | 970 | ... | |
| 2 | ... | ... | ... | 35 | ... | 2 | ... | ... | 35 | ... | 1 | 13 | 21 | ... | ... | ... | ... | 35 | ... | ... | ... | ... | ... | |
| ... | ... | ... | ... | 29 | ... | ... | ... | ... | ... | ... | ... | ... | ... | ... | ... | ... | ... | ... | ... | ... | ... | ... | ... | |
| ... | ... | ... | ... | 8 | ... | ... | ... | ... | 15 | ... | ... | ... | 6 | 7 | 2 | ... | ... | 15 | ... | ... | ... | ... | ... | |
| ... | ... | ... | ... | 6 | ... | ... | ... | ... | ... | ... | ... | ... | ... | ... | ... | ... | ... | ... | ... | ... | ... | ... | ... | |
| ... | ... | ... | ... | 30 | ... | ... | ... | ... | 6 | ... | ... | 2 | 1 | 3 | ... | ... | ... | 6 | ... | ... | ... | ... | ... | |

TABLE XXI.—Showing in Alphabetical arrangement the Occupations of the People of Tasmania,

| Occupation. | Classification. | | | Persons. | | | | | | | | |
|--|-----------------|------------|--------|----------|--------|----------|--------|-----------------|------|------|------|------|
| | Order. | Sub-Order. | Group. | Persons. | Males. | Females. | Total. | Periods of Age. | | | | |
| | | | | | | | | -5. | -15. | -20. | -45. | -65. |
| Wardens..... | 1 | 2 | 1 | 2 | 2 | ... | 2 | ... | ... | ... | 1 | 1 |
| Warehousemen—see Merchants. | | | | | | | | | | | | |
| Washerwomen—see also Laundresses | 3 | 2 | 13 | 75 | ... | 75 | 75 | ... | ... | ... | ... | ... |
| Watchmakers, &c. | 14 | 7 | 1 | 109 | 107 | 2 | 107 | ... | 7 | 19 | 66 | 12 |
| Watchmen | 3 | 2 | 15 | 19 | 19 | ... | 19 | ... | ... | ... | 8 | 10 |
| Waterworks Labourers—see Labourers. | | | | | | | | | | | | |
| Weavers | 15 | 1 | 2 | 14 | ... | 14 | ... | ... | ... | ... | ... | ... |
| Wheelwrights, Assistants..... | 14 | 11 | 4 | 130 | 130 | ... | 130 | ... | 2 | 13 | 73 | 33 |
| Whip-makers | 14 | 12 | 2 | 3 | 3 | ... | 3 | ... | 1 | ... | 1 | 1 |
| Whitesmiths | 18 | 4 | 7 | 2 | 2 | ... | 2 | ... | ... | ... | 1 | 1 |
| Wives attending to Domestic Duties..... | 23 | 1 | 1 | 19,130 | ... | 19,130 | ... | ... | ... | ... | ... | ... |
| Wine and Spirit Merchants—see Merchants. | | | | | | | | | | | | |
| Wire Cutters..... | 18 | 4 | 10 | 1 | 1 | ... | 1 | ... | ... | 1 | ... | ... |
| Wood Carvers—see Carvers. | | | | | | | | | | | | |
| „ Cutters, Getters | 17 | 2 | 1 | 322 | 321 | 1 | 321 | ... | 11 | 39 | 193 | 50 |
| „ Merchants—see Merchants. | | | | | | | | | | | | |
| „ Turners | 19 | 1 | 4 | 19 | 19 | ... | 19 | ... | ... | 4 | 9 | 4 |
| Woollen Factory Hands..... | 15 | 1 | 2 | 11 | ... | 11 | ... | ... | ... | ... | ... | ... |
| „ Manufacturers..... | 15 | 1 | 2 | 15 | 15 | ... | 15 | ... | 1 | 2 | 6 | 4 |
| Wool Classers | 8 | 4 | 1 | 9 | 9 | ... | 9 | ... | ... | ... | 7 | 2 |

Occupations of the People.

TABLE XXII.—Return giving the List of Occupations of Male Inmates enumerated in the various Establishments on 5th April, 1891.

TOTAL—1071.

| Occupations. | New Norfolk Hospital. | New Town Institution. | Boys' Training School. | Hobart Hospital. | Hobart Gaol. | Hobart Gaol Hospital. | Launceston Hospital. | Launceston Charitable Institution. | Launceston Gaol. | Boys' Home. |
|-------------------------------|-----------------------------|--------------------------|------------------------------|---------------------|-----------------|-----------------------------|-------------------------|--|---------------------|----------------|
| Architects | 1 | ... | ... | ... | ... | ... | ... | ... | ... | ... |
| Agents, Book | ... | ... | ... | 1 | ... | ... | ... | ... | ... | ... |
| Agents, Insurance | ... | ... | ... | ... | 2 | ... | ... | ... | ... | ... |
| Bakers | 3 | 3 | ... | ... | 4 | ... | ... | ... | ... | ... |
| Basket Makers | ... | 1 | ... | ... | ... | ... | ... | 1 | ... | ... |
| Blacksmiths | ... | 9 | ... | 2 | 2 | ... | 2 | ... | ... | ... |
| Bricklayers | ... | 4 | ... | ... | 2 | ... | ... | 1 | ... | ... |
| Brickmakers | ... | 4 | ... | ... | ... | ... | ... | 2 | ... | ... |
| Butchers | 1 | 3 | ... | ... | ... | ... | ... | 1 | ... | ... |
| Billiard Markers | ... | ... | ... | ... | 1 | ... | ... | ... | ... | ... |
| Cabmen | 1 | ... | ... | ... | ... | ... | ... | ... | ... | ... |
| Carpenters | 7 | 8 | ... | 2 | 2 | ... | 2 | 6 | ... | ... |
| Chimney Sweeps | 1 | 1 | ... | ... | ... | ... | ... | ... | ... | ... |
| Chairmakers | ... | 1 | ... | ... | ... | ... | ... | ... | ... | ... |
| Carters | ... | ... | ... | ... | 1 | ... | ... | ... | ... | ... |
| Civil Servants | 1 | ... | ... | ... | ... | ... | ... | ... | ... | ... |
| Clerks | 1 | 3 | ... | 2 | 7 | ... | 2 | 3 | ... | ... |
| Clergymen | 1 | ... | ... | ... | ... | ... | ... | ... | ... | ... |
| Coachmen | ... | 3 | ... | ... | ... | ... | ... | ... | ... | ... |
| Commercial Travellers | ... | ... | ... | ... | 1 | ... | ... | ... | ... | ... |
| Confectioners | ... | 2 | ... | ... | ... | ... | ... | ... | ... | ... |
| Conjurors | ... | 1 | ... | ... | ... | ... | ... | ... | ... | ... |
| Constables | ... | 1 | ... | ... | ... | ... | 1 | ... | ... | ... |
| Cooks | ... | 6 | ... | ... | 1 | ... | ... | 4 | ... | ... |
| Cordial Makers | ... | 1 | ... | ... | 1 | ... | ... | ... | ... | ... |
| Dealers | ... | ... | ... | ... | 2 | ... | ... | ... | ... | ... |
| Drapers | 1 | ... | ... | ... | ... | ... | ... | ... | ... | ... |
| Drivers (Engine)..... | 1 | ... | ... | ... | ... | ... | ... | ... | ... | ... |
| Engineers | ... | 1 | ... | 1 | 4 | ... | 1 | ... | ... | ... |
| Engravers | ... | ... | ... | ... | ... | ... | 1 | ... | ... | ... |
| Farmers..... | 7 | ... | ... | 2 | 4 | 1 | 3 | ... | ... | ... |
| Fencers | 1 | ... | ... | ... | ... | ... | ... | ... | ... | ... |
| Fishermen | ... | 1 | ... | 1 | ... | ... | ... | ... | ... | ... |
| Fish Hawkers | 1 | ... | ... | ... | ... | ... | ... | ... | ... | ... |
| Firemen | ... | ... | ... | 1 | 1 | ... | ... | ... | ... | ... |
| Fitters | ... | ... | ... | ... | 1 | ... | ... | ... | ... | ... |
| Gardeners | 2 | 11 | ... | 2 | 5 | ... | 2 | 5 | ... | ... |
| Grooms | 1 | 8 | ... | ... | 2 | ... | 1 | ... | 2 | ... |
| Hairdressers | ... | 3 | ... | ... | 1 | ... | ... | ... | 1 | ... |
| Harness Makers | ... | ... | ... | ... | 1 | ... | ... | ... | ... | ... |
| Hawkers | ... | 2 | ... | 3 | 2 | ... | 1 | 1 | 1 | ... |
| Horse Trainers..... | ... | 1 | ... | ... | ... | ... | ... | ... | ... | ... |
| Horse Dealers | ... | 1 | ... | ... | ... | ... | ... | ... | ... | ... |
| Hunters | 1 | ... | ... | ... | ... | ... | ... | ... | ... | ... |
| Ironmonger's Assistants | 1 | ... | ... | ... | ... | ... | 1 | ... | ... | ... |
| Jewellers | 1 | ... | ... | 1 | ... | ... | ... | ... | ... | ... |
| Journalists..... | ... | ... | ... | ... | 1 | ... | ... | ... | ... | ... |
| Jockeys | 1 | ... | ... | ... | 2 | ... | ... | ... | ... | ... |
| Labourers | 57 | 175 | ... | 23 | 22 | 30 | 15 | 114 | 17 | ... |
| Labourers (Farm) | 1 | 33 | ... | 1 | 16 | ... | 4 | ... | ... | ... |
| Lawyers..... | 3 | ... | ... | ... | ... | ... | ... | ... | ... | ... |
| Machinists | ... | 1 | ... | ... | ... | ... | ... | ... | ... | ... |
| Miners | 4 | 7 | ... | ... | 3 | ... | 4 | 3 | ... | ... |
| Mill Hands | ... | ... | ... | 3 | ... | ... | ... | ... | ... | ... |
| Moulders | ... | ... | ... | ... | 1 | ... | ... | ... | ... | ... |
| Nail Makers | 1 | ... | ... | ... | ... | ... | ... | ... | ... | ... |
| Naval Officers | 1 | ... | ... | ... | ... | ... | ... | ... | ... | ... |
| Painters | 1 | 3 | ... | ... | ... | ... | ... | 4 | ... | ... |
| Pensioners..... | ... | 1 | ... | ... | ... | ... | ... | ... | ... | ... |
| Photographers | 1 | ... | ... | ... | ... | ... | ... | ... | ... | ... |
| Plasterers | ... | 1 | ... | ... | ... | ... | ... | 1 | ... | ... |
| Proprietors of Land | 1 | ... | ... | ... | ... | ... | ... | ... | ... | ... |
| Ploughmen | ... | 3 | ... | ... | ... | ... | ... | ... | ... | ... |
| Potters | ... | 3 | ... | ... | ... | ... | ... | ... | ... | ... |
| Reporters | 1 | ... | ... | ... | ... | ... | ... | ... | ... | ... |
| Rope Makers | ... | 1 | ... | ... | ... | ... | ... | ... | ... | ... |
| Sailmakers | ... | 1 | ... | ... | ... | ... | 1 | ... | ... | ... |
| Sailors | 4 | 14 | ... | 6 | 9 | ... | 2 | 1 | ... | ... |
| Sawyers..... | ... | 14 | ... | ... | ... | ... | ... | 2 | ... | ... |
| Scholars | ... | ... | ... | ... | ... | ... | 11 | ... | ... | ... |
| Sea Captains | 1 | ... | ... | ... | ... | ... | ... | ... | ... | ... |
| Servants, Domestic | ... | 3 | ... | ... | 1 | ... | ... | ... | ... | ... |
| Shepherds | 2 | 3 | ... | ... | 1 | ... | ... | ... | ... | ... |
| Shopmen | 1 | ... | ... | ... | ... | ... | ... | ... | ... | ... |

TABLE XXII.—Return giving the List of Occupations of Male Inmates enumerated in the various Establishments on 5th April, 1891—*continued.*

| Occupations. | New Norfolk Hospital. | New Town Institution. | Boys' Training School. | Hobart Hospital. | Hobart Gaol. | Hobart Gaol Hospital. | Launceston Hospital. | Launceston Charitable Institution. | Launceston Gaol. | Boys' Home. |
|---------------------------------------|-----------------------|-----------------------|------------------------|------------------|--------------|-----------------------|----------------------|------------------------------------|------------------|-------------|
| Shoemakers | 1 | 5 | ... | 2 | 7 | ... | 3 | 5 | ... | ... |
| Slaters | ... | 1 | ... | ... | ... | ... | ... | ... | ... | ... |
| Soapboilers | 1 | ... | ... | ... | ... | ... | ... | ... | ... | ... |
| Soldiers | 4 | ... | ... | ... | ... | ... | ... | ... | ... | ... |
| Storemen | ... | 1 | ... | ... | ... | ... | ... | ... | ... | ... |
| Splitters | 2 | ... | ... | ... | ... | ... | ... | ... | ... | ... |
| Stonecutters | 1 | 1 | ... | 1 | ... | ... | ... | ... | ... | ... |
| Stonemasons | ... | 5 | ... | ... | 1 | ... | ... | 2 | ... | ... |
| Surveyors | 1 | 1 | ... | ... | 1 | ... | ... | 1 | ... | ... |
| Steward | ... | ... | ... | 1 | ... | ... | 1 | ... | ... | ... |
| Porters | ... | ... | ... | 1 | ... | ... | ... | ... | ... | ... |
| Tailors | 2 | 4 | ... | ... | 1 | ... | ... | 2 | ... | ... |
| Theatricals | ... | 1 | ... | ... | ... | ... | ... | ... | ... | ... |
| Tobacco Workers | ... | 1 | ... | ... | ... | ... | ... | ... | ... | ... |
| Tinsmiths | ... | 2 | ... | ... | ... | ... | ... | 1 | ... | ... |
| Turners | 1 | ... | ... | ... | 1 | ... | ... | ... | ... | ... |
| Watermen | ... | 1 | ... | ... | ... | ... | ... | ... | ... | ... |
| Watchmen | 1 | ... | ... | ... | ... | ... | ... | ... | ... | ... |
| Waiters | ... | ... | ... | ... | 1 | ... | ... | ... | ... | ... |
| Weavers | ... | 1 | ... | ... | ... | ... | ... | 3 | ... | ... |
| Watchmakers | ... | ... | ... | ... | 1 | ... | ... | 1 | ... | ... |
| Woolsorters | ... | 1 | ... | ... | ... | ... | ... | ... | ... | ... |
| Coppersmiths | ... | ... | ... | ... | 1 | ... | ... | ... | ... | ... |
| Brassfounders | ... | ... | ... | ... | ... | ... | ... | 1 | ... | ... |
| Inmates Boys' Training School } | ... | ... | 40 | ... | ... | ... | ... | ... | ... | 37 |
| „ Boys' Home } | ... | ... | ... | ... | ... | ... | ... | ... | ... | ... |
| Not stated | 27 | ... | ... | 5 | 1 | ... | 13 | 2 | 2 | ... |
| | 155 | 367 | 40 | 62 | 118 | 31 | 71 | 167 | 23 | 37 |

Occupations of the People.

TABLE XXIII.—Return giving the List of Occupations of Female Inmates enumerated in the various Establishments on April 5th, 1891.
TOTAL—605.

| Occupations. | New Norfolk Hospital. | New Town Institution. | Hobart Hospital. | Hobart Gaol. | Hobart Gaol Hospital. | St. Joseph's Orphanage. | Hobart Industrial School. | Hobart Girls' Reformatory. | Launceston Hospital. | Launceston C.D. Hospital. | Launceston Industrial School. | Launceston Girl's Home. | Launceston Charitable Institution. | Launceston Gaol. |
|-------------------------|-----------------------|-----------------------|------------------|--------------|-----------------------|-------------------------|---------------------------|----------------------------|----------------------|---------------------------|-------------------------------|-------------------------|------------------------------------|------------------|
| Annuitant | 1 | ... | ... | ... | ... | ... | ... | ... | ... | ... | ... | ... | ... | ... |
| Brothel Keepers | ... | ... | ... | ... | ... | ... | ... | ... | 1 | ... | ... | ... | 1 | ... |
| Cooks | ... | 1 | ... | ... | ... | 3 | ... | ... | 1 | ... | ... | ... | ... | ... |
| Dealer | ... | ... | ... | ... | ... | ... | ... | ... | ... | ... | ... | ... | ... | ... |
| Dairymaids | ... | ... | ... | ... | ... | 2 | ... | ... | ... | ... | ... | ... | ... | ... |
| Domestic Servants | 36 | 138 | 9 | 7 | ... | ... | 5 | 14 | 8 | 1 | ... | ... | 8 | 3 |
| Domestic Duties | ... | ... | 11 | 7 | ... | 9 | ... | ... | 4 | ... | ... | ... | 19 | 2 |
| Dressmakers | 2 | 2 | 1 | ... | ... | 3 | ... | ... | ... | ... | ... | ... | ... | ... |
| Governesses | 3 | ... | ... | ... | ... | ... | ... | ... | ... | ... | ... | ... | ... | ... |
| Grocer | ... | ... | ... | ... | ... | ... | ... | ... | ... | ... | ... | ... | ... | 1 |
| Hawkers | ... | 2 | ... | ... | ... | ... | ... | ... | ... | ... | ... | ... | ... | ... |
| Housekeeper | ... | ... | 1 | ... | ... | ... | ... | ... | ... | ... | ... | ... | ... | ... |
| Housewives | 61 | ... | ... | ... | ... | ... | ... | ... | ... | ... | ... | ... | ... | ... |
| Housemaid | ... | ... | ... | ... | ... | ... | ... | ... | 1 | ... | ... | ... | ... | ... |
| Laundresses | 3 | 2 | ... | 1 | ... | 6 | ... | 3 | ... | ... | ... | ... | ... | 1 |
| Milliners | 2 | ... | ... | ... | ... | ... | ... | ... | ... | ... | ... | ... | ... | ... |
| Nurses | ... | 1 | ... | ... | ... | ... | ... | ... | 1 | ... | ... | ... | 1 | ... |
| Pastrycook | 1 | ... | ... | ... | ... | ... | ... | ... | ... | ... | ... | ... | ... | ... |
| Prostitute | ... | ... | ... | ... | ... | ... | ... | ... | ... | 1 | ... | ... | ... | ... |
| Seamstresses | 7 | 4 | ... | 1 | ... | ... | ... | ... | ... | ... | ... | ... | ... | ... |
| Scholars | ... | ... | ... | ... | ... | 31 | ... | ... | 3 | ... | 30 | ... | ... | ... |
| Tailoress | 1 | ... | ... | ... | ... | ... | ... | ... | ... | ... | ... | ... | ... | ... |
| Teachers | 3 | ... | 1 | ... | ... | ... | ... | ... | ... | ... | ... | ... | 1 | ... |
| Tramp | ... | ... | ... | ... | ... | ... | ... | ... | ... | ... | ... | ... | ... | 1 |
| Wardmaids | ... | ... | 1 | ... | ... | ... | ... | ... | 1 | ... | ... | ... | ... | ... |
| Not stated | 44 | 2 | 16 | 1 | 1 | 5 | 29 | ... | 8 | 5 | ... | 4 | 14 | ... |
| | 164 | 152 | 40 | 17 | 1 | 59 | 34 | 17 | 28 | 7 | 30 | 4 | 44 | 8 |

APPENDIX.—

Showing the Number of Chinese (Males) in the Colony and in each Electoral District, together

| Occupations. | Total. | Education. | | | | | | Periods of Age. | | | | | | Grade. | | | | | | | |
|-----------------------------------|--------|-----------------|------------|--------------|---------------------------|-----------------|-------------|-----------------|------|------|------|------|--------------|-------------|-----------|-------------------------|--------------|-----------------------|-------------|------------|-------------|
| | | Read and write. | Read only. | Cannot read. | Read and write (Foreign). | Read (Foreign). | Not stated. | -5. | -15. | -20. | -45. | -65. | 65 and over. | Not stated. | Employer. | Engaged on own account. | Wage-earner. | Relative assist- ing. | Unemployed. | Dependant. | Not stated. |
| Blacksmiths | 1 | ... | ... | ... | 1 | ... | ... | ... | ... | ... | ... | 1 | ... | ... | ... | 1 | ... | ... | ... | ... | ... |
| Bootmakers | 5 | ... | ... | ... | 5 | ... | ... | ... | ... | ... | 3 | 2 | ... | ... | ... | 4 | 1 | ... | ... | ... | ... |
| Butchers | 1 | ... | ... | ... | 1 | ... | ... | ... | ... | ... | 1 | ... | ... | ... | ... | ... | 1 | ... | ... | ... | ... |
| Cabinetmakers | 7 | ... | ... | 1 | 6 | ... | ... | ... | ... | ... | 6 | 1 | ... | ... | 1 | 2 | 4 | ... | ... | ... | ... |
| Carpenters | 1 | ... | ... | ... | 1 | ... | ... | ... | ... | ... | ... | 1 | ... | ... | ... | 1 | ... | ... | ... | ... | ... |
| Clerks (Merchant)..... | 1 | 1 | ... | ... | ... | ... | ... | ... | ... | ... | 1 | ... | ... | ... | ... | ... | 1 | ... | ... | ... | ... |
| Commission Agents | 2 | ... | ... | ... | 2 | ... | ... | ... | ... | ... | 1 | 1 | ... | ... | ... | 2 | ... | ... | ... | ... | ... |
| Cooks | 6 | 2 | ... | 1 | 3 | ... | ... | ... | ... | ... | 5 | 1 | ... | ... | ... | ... | 4 | ... | 2 | ... | ... |
| Fellmongers | 1 | ... | 1 | ... | ... | ... | ... | ... | ... | ... | ... | 1 | ... | ... | ... | ... | 1 | ... | ... | ... | ... |
| Fishermen..... | 1 | ... | ... | ... | 1 | ... | ... | ... | ... | ... | 1 | ... | ... | ... | ... | 1 | ... | ... | ... | ... | ... |
| Fish-curers | 2 | ... | ... | ... | 2 | ... | ... | ... | ... | ... | ... | 2 | ... | ... | 1 | ... | 1 | ... | ... | ... | ... |
| Fruiterers | 3 | ... | ... | ... | 3 | ... | ... | ... | ... | ... | 2 | 1 | ... | ... | ... | 2 | 1 | ... | ... | ... | ... |
| Gardeners, Market | 122 | 31 | 1 | 14 | 74 | ... | 2 | ... | ... | 4 | 88 | 24 | ... | 6 | 12 | 61 | 46 | ... | 1 | ... | 2 |
| Hawkers | 9 | ... | ... | 2 | 7 | ... | ... | ... | ... | ... | 4 | 5 | ... | ... | 1 | 6 | 2 | ... | ... | ... | ... |
| Jewellers | 2 | ... | ... | ... | 2 | ... | ... | ... | ... | ... | ... | 2 | ... | ... | ... | 2 | ... | ... | ... | ... | ... |
| Joss-house Keeper | 1 | ... | ... | ... | 1 | ... | ... | ... | ... | ... | ... | 1 | ... | ... | ... | ... | 1 | ... | ... | ... | ... |
| Labourers, Flour-mill..... | 1 | ... | ... | ... | 1 | ... | ... | ... | ... | ... | ... | 1 | ... | ... | ... | ... | 1 | ... | ... | ... | ... |
| „ Saw-mill | 1 | ... | ... | 1 | ... | ... | ... | ... | ... | ... | ... | 1 | ... | ... | ... | ... | 1 | ... | ... | ... | ... |
| Lodging-house Keepers | 8 | 1 | ... | 2 | 5 | ... | ... | ... | ... | ... | ... | 2 | 6 | ... | 1 | 6 | 1 | ... | ... | ... | ... |
| Lottery Keepers | 7 | ... | ... | ... | 7 | ... | ... | ... | ... | ... | ... | 7 | ... | ... | ... | 6 | 1 | ... | ... | ... | ... |
| Medical Practitioners (Irregular) | 2 | ... | ... | ... | 2 | ... | ... | ... | ... | ... | ... | 1 | 1 | ... | ... | 1 | 1 | ... | ... | ... | ... |
| Merchants, General | 4 | 3 | ... | ... | 1 | ... | ... | ... | ... | ... | ... | ... | 4 | ... | 2 | 2 | ... | ... | ... | ... | ... |
| Minister of Religion (Missionary) | 1 | ... | ... | ... | 1 | ... | ... | ... | ... | ... | ... | ... | 1 | ... | ... | ... | 1 | ... | ... | ... | ... |
| Mine Owners | 2 | ... | ... | ... | 2 | ... | ... | ... | ... | ... | ... | 2 | ... | ... | 2 | ... | ... | ... | ... | ... | ... |
| Miners, Tin, Alluvial..... | 695 | 3 | 7 | 108 | 573 | 4 | ... | ... | ... | 7 | 410 | 270 | 8 | ... | 8 | 386 | 295 | ... | 6 | ... | ... |
| Occupation not stated..... | 1 | ... | ... | 1 | ... | ... | ... | ... | ... | ... | ... | ... | ... | 1 | ... | ... | ... | ... | ... | ... | 1 |
| Packers..... | 2 | ... | ... | 1 | 1 | ... | ... | ... | ... | ... | 1 | 1 | ... | ... | ... | ... | 2 | ... | ... | ... | ... |
| Servants, Domestic | 2 | ... | 1 | ... | 1 | ... | ... | ... | ... | ... | 2 | ... | ... | ... | ... | ... | 2 | ... | ... | ... | ... |
| Storekeepers, General | 34 | 1 | ... | 4 | 29 | ... | ... | ... | ... | 2 | 18 | 14 | ... | ... | 12 | 7 | 14 | 1 | ... | ... | ... |
| Stationers | 1 | ... | ... | 1 | ... | ... | ... | ... | ... | ... | 1 | ... | ... | ... | 1 | ... | ... | ... | ... | ... | ... |
| Tailors | 1 | ... | ... | ... | 1 | ... | ... | ... | ... | ... | ... | 1 | ... | ... | ... | 1 | ... | ... | ... | ... | ... |
| Tobacconists..... | 1 | ... | ... | 1 | ... | ... | ... | ... | ... | ... | 1 | ... | ... | ... | ... | 1 | ... | ... | ... | ... | ... |
| Wood-cutters | 3 | ... | ... | ... | 3 | ... | ... | ... | ... | ... | 2 | 1 | ... | ... | ... | 3 | ... | ... | ... | ... | ... |
| TOTAL | 931 | 42 | 10 | 137 | 736 | 4 | 2 | ... | ... | 13 | 547 | 342 | 22 | 7 | 41 | 495 | 382 | 1 | 9 | ... | 3 |

* In addition to the 931 Males, there were enumerated eight Female Chinese, all of

† See Table XI., Part VII., p. 170, for Religions of the Chinese.

Chinese.*

with particulars regarding Age, Conjugal Condition, Education, Grade, and Specific Occupation.†

| Conjugal Condition. | | | Electoral Districts. | | | | | | | | | | | | | | | | | | | | | | | | | |
|---------------------|----------------|----------|----------------------|-------------|-------------|-------------|-------------|------------|---------|-----------|--------------|-------------|--------|-----------|-----------|---------|-------------|-----------|----------------|------------|-----------|-----------|--------------|--------------|-----------|------------|---------|--|
| Married. | Never married. | Widower. | Hobart. | Launceston. | Wellington. | West Devon. | East Devon. | Deloraine. | Cressy. | Westbury. | George Town. | Ringarooma. | Selby. | Longford. | Evandale. | Kingal. | Cumberland. | Oatlands. | Campbell Town. | Glamorgan. | Richmond. | Brighton. | New Norfolk. | Kingborough. | Franklin. | Glenorchy. | Sorell. | |
| 3 | 121 | ... | ... | ... | 1 | ... | ... | ... | ... | ... | ... | 131 | ... | ... | ... | ... | ... | ... | ... | ... | ... | ... | ... | ... | ... | ... | ... | |
| 111 | 5 | 1 | 6 | 1 | ... | ... | ... | ... | ... | ... | ... | ... | ... | ... | ... | ... | ... | ... | ... | ... | ... | ... | ... | ... | ... | ... | ... | |
| 111 | ... | ... | ... | 1 | ... | ... | ... | ... | ... | ... | ... | ... | ... | ... | ... | ... | ... | ... | ... | ... | ... | ... | ... | ... | ... | ... | ... | |
| 1 | 2 | ... | ... | ... | 2 | ... | ... | ... | ... | ... | ... | 21 | ... | ... | ... | ... | ... | ... | ... | ... | ... | ... | ... | ... | 1 | ... | ... | |
| ... | 1 | ... | 1 | ... | ... | ... | ... | ... | ... | ... | ... | ... | ... | ... | ... | ... | ... | ... | ... | ... | ... | ... | ... | ... | ... | ... | ... | |
| ... | 1 | ... | ... | ... | ... | ... | ... | ... | ... | ... | ... | ... | ... | ... | ... | ... | ... | ... | ... | ... | ... | ... | ... | ... | ... | ... | ... | |
| 2 | 1 | ... | ... | 2 | ... | ... | ... | ... | ... | ... | ... | 1 | ... | ... | ... | ... | ... | ... | ... | ... | ... | ... | ... | ... | 2 | ... | ... | |
| 47 | 74 | 1 | 20 | 21 | 15 | 7 | 9 | 3 | ... | ... | 7 | 4 | 26 | 1 | 3 | ... | 1 | ... | ... | 1 | ... | ... | 2 | ... | ... | 2 | ... | |
| 5 | 4 | ... | 2 | 5 | 1 | ... | ... | ... | ... | ... | ... | 1 | ... | ... | ... | ... | ... | ... | ... | ... | ... | ... | ... | ... | ... | ... | ... | |
| ... | 2 | ... | ... | ... | ... | ... | ... | ... | ... | ... | ... | 1 | ... | ... | ... | ... | ... | ... | ... | ... | ... | ... | ... | ... | ... | ... | ... | |
| ... | 1 | ... | ... | ... | ... | ... | ... | ... | ... | ... | ... | ... | ... | ... | ... | ... | ... | ... | ... | ... | ... | ... | ... | ... | ... | ... | ... | |
| 1 | ... | ... | 1 | ... | ... | ... | ... | ... | ... | ... | ... | ... | ... | ... | ... | ... | ... | ... | ... | ... | ... | ... | ... | ... | 1 | ... | ... | |
| 5 | 3 | ... | ... | 1 | ... | ... | ... | ... | ... | ... | ... | 3 | ... | ... | ... | 4 | ... | ... | ... | ... | ... | ... | ... | ... | ... | ... | ... | |
| 3 | 4 | ... | ... | ... | ... | ... | ... | ... | ... | ... | ... | 7 | ... | ... | ... | ... | ... | ... | ... | ... | ... | ... | ... | ... | ... | ... | ... | |
| 2 | ... | ... | ... | ... | ... | ... | ... | ... | ... | ... | ... | 2 | ... | ... | ... | ... | ... | ... | ... | ... | ... | ... | ... | ... | ... | ... | ... | |
| 4 | ... | ... | 1 | 3 | ... | ... | ... | ... | ... | ... | ... | ... | ... | ... | ... | ... | ... | ... | ... | ... | ... | ... | ... | ... | ... | ... | ... | |
| 1 | ... | ... | ... | ... | ... | ... | ... | ... | ... | ... | ... | 1 | ... | ... | ... | ... | ... | ... | ... | ... | ... | ... | ... | ... | ... | ... | ... | |
| 2 | ... | ... | ... | ... | ... | ... | ... | ... | ... | ... | ... | ... | ... | ... | ... | 2 | ... | ... | ... | ... | ... | ... | ... | ... | ... | ... | ... | |
| 258 | 431 | 6 | ... | 1 | ... | ... | ... | ... | ... | ... | ... | 529 | ... | ... | ... | 165 | ... | ... | ... | ... | ... | ... | ... | ... | ... | ... | ... | |
| ... | 1 | ... | 1 | ... | ... | ... | ... | ... | ... | ... | ... | ... | ... | ... | ... | ... | ... | ... | ... | ... | ... | ... | ... | ... | ... | ... | ... | |
| 2 | ... | ... | ... | ... | ... | ... | ... | ... | ... | ... | ... | 1 | ... | ... | ... | 1 | ... | ... | ... | ... | ... | ... | ... | ... | ... | ... | ... | |
| 1 | 1 | ... | 1 | 1 | ... | ... | ... | ... | ... | ... | ... | ... | ... | ... | ... | ... | ... | ... | ... | ... | ... | ... | ... | ... | ... | ... | ... | |
| 18 | 15 | 1 | 1 | 3 | ... | ... | ... | ... | ... | ... | ... | 23 | ... | ... | ... | 7 | ... | ... | ... | ... | ... | ... | ... | ... | ... | ... | ... | |
| ... | 1 | ... | 1 | ... | ... | ... | ... | ... | ... | ... | ... | ... | ... | ... | ... | ... | ... | ... | ... | ... | ... | ... | ... | ... | ... | ... | ... | |
| ... | 1 | ... | ... | ... | ... | ... | ... | ... | ... | ... | ... | ... | ... | ... | ... | 1 | ... | ... | ... | ... | ... | ... | ... | ... | ... | ... | ... | |
| ... | 3 | ... | ... | ... | ... | ... | ... | ... | ... | ... | ... | 3 | ... | ... | ... | ... | ... | ... | ... | ... | ... | ... | ... | ... | ... | ... | ... | |
| 359 | 562 | 10 | 37 | 39 | 19 | 7 | 9 | 3 | ... | ... | 7 | 586 | 26 | 1 | 3 | 184 | 1 | ... | ... | 1 | ... | ... | 2 | ... | 4 | 2 | ... | |

whom were Dependants—viz., 4 Wives, engaged in Domestic Duties, and 4 Children.

See also Table XI., Part VI., for Sickness and Infirmary.