


(No. 1.)



1881.

T A S M A N I A.

H O U S E O F A S S E M B L Y.

S T A T I S T I C S F O R 1 8 8 0.

Laid upon the Table by the Colonial Treasurer, and ordered by the House to be
printed, July 19, 1881.


S T A T I S T I C S
OF
THE COLONY OF TASMANIA

FOR THE YEAR

1 8 8 0.

**COMPILED IN THE OFFICE OF THE GOVERNMENT STATISTICIAN FROM
OFFICIAL RECORDS.**

PRESENTED TO BOTH HOUSES OF PARLIAMENT BY HIS EXCELLENCY'S COMMAND.



Tasmania:
WILLIAM THOMAS STRUTT, GOVERNMENT PRINTER, HOBART.

1881.

CONTENTS.

STATISTICAL SUMMARY, 1816—1880	pp. vii—xii.
INTRODUCTION.....	pp. xiii—xxxix.

PART I.—BLUE BOOK.

	PAGE
Succession of Governors	3
Ditto Ministries.....	3
Number of Parliaments	6
Members of Executive Council	7
Ditto Legislative Council.....	7
Ditto House of Assembly	8
Foreign Consuls	8
Pensions.....	9
Officers under Imperial Government.....	12
Ditto under Colonial Government	12
Ditto, ditto, Index to Return of	26

PART II.—POPULATION.

Abstracts of Census Returns	31
Population on 31st December, 1880.....	33
Immigration and Emigration	34
Naturalisation	34

PART III.—TRADE, COMMERCE, AND NAVIGATION.

Summary of Imports and Exports	36
Imports	36
Exports	54
Imports and Exports—Decennial Returns	62
Imports—Values—Decennial Return	63
Exports of Home Produce, Decennial Return, Quantities	64
Ditto, Decennial Return, Values	65
Goods in Bond ..	66
Shipping, Inwards	67
Ditto, Outwards.....	68
Ditto, Nationality of Vessels	69
Ditto Entered and Cleared at each Port	70
Ditto, registered belonging to the Colony	71
Ditto, built and sold	72
Ditto, Decennial Return.....	72
Whale Fisheries.....	72
Trades and Manufactories.....	73
Rates of Wages	74
Prices of Provisions, &c.	76
Contract Prices	76
Gold-mining.....	77
Mines other than Gold	78
Patents	79

PART IV.—FINANCE.

Consolidated Revenue—Receipts and Expenditure, 1880	82
Revenue—Decennial Return	84
Expenditure, ditto	85
Revenue and Expenditure—Miscellaneous Services	86
Customs Revenue	87
Imperial Expenditure	88
Course of Exchange	88
Banks.....	89
Ditto, Decennial Return	90
Savings' Banks	91
Ditto, Decennial Return	92
Post Office Money Orders	93

	PAGE.
Public Debt	95
Ditto, Decennial Return.....	96
Revenue and Expenditure, General and Local.....	97
Taxation, General and Local.....	97
Schedule of Taxes, Duties, Fees, &c.....	98
Public Works under Special Acts.....	126
Ditto, Ordinary Services	128

PART V.—ESTABLISHMENTS AND INSTITUTIONS MAINTAINED OR ASSISTED
BY GOVERNMENT.

Post Office	132
Ditto, Decennial Return	132
Government Telegraphs.....	133
Ditto, Decennial Return	133
Launceston and Western Railway.....	134
Marine Boards	137
Light-houses	137
Salmon Breeding Establishment	137
Establishments maintained by Government—Accommodation and Numbers :	
Hospitals, Paupers, &c.	138
Hospitals for Insane	139
Gaols, &c.....	140
Ages, Education, and Birthplaces of Inmates	141
Gaols, &c.—Employments, Punishments, Previous Commitments	142
Expenditure.....	143
Daily Average number,—Decennial Return.....	144
Average net cost of Inmates,—Decennial Return	145
Establishments assisted by Government—Hospital, Campbell Town, &c.....	146
Ragged Schools	146
Benevolent Societies	146
Receipts and Expenditure	147
Out-door Charitable Relief.....	148
New Town Farm.....	148
Boards of Works.....	148
Volunteers	149
Road Trusts.....	150
Bridge Trusts	150
Municipalities ..	152
Road Trusts, Decennial Return.....	153
Municipalities, ditto	153
Valuation of Property.....	154
Ditto, Decennial Return.....	154

PART VI.—CROWN LANDS, AGRICULTURE, &c.

Acreage leased, and Revenue therefrom, 1842-80	156
Total Acreage sold, granted, and under rental	156
Land sold during the year	157
Land granted ditto	157
Land Sales, Decennial Return.....	158
Auriferous Lands: Returns relating to	159
Mineral Leases.....	160
Mineral Leases: Return for Nine years	161
Agriculture: Acreage.....	162
Ditto, Produce	163
Ditto, Average Produce.....	164
Ditto, Prices of ditto	165
Ditto, Machines in operation.....	166
Ditto, Decennial Return, Acreage	167
Ditto, ditto, Gross Produce.....	167
Ditto, ditto, Average ditto.....	168
Ditto, Octennial Return, Average Prices.....	168
Ditto, Decennial Return, Machines in operation.....	169
Live Stock: Number in the Colony.....	170
Ditto, Number imported and slaughtered.....	170
Ditto, Decennial Returns.....	171

PART VII.—LAW, CRIME, &c.

Commitments for Trial.	174
Indictments and Informations	174
Executions.....	174
Crime: Magisterial Jurisdiction.....	175

CONTENTS.

v

	PAGE
Crime, Offences reported	178
Ditto, Apprehensions and Summonses.....	178
Ditto, Punishments awarded by Magistrates	178
Ditto, Decennial Return	179
Ditto, Comparative Table.....	179
Litigation, Supreme Court, Ordinary Jurisdiction.....	180
Ditto, ditto, Small Debts	180
Ditto, Courts of Requests	180
Ditto, Decennial Return	181
Divorce	181
Probates and Letters of Administration	181
Bankruptcies	182
Ditto, Decennial Return.....	182
Mortgages, &c. registered	182
Ditto, Decennial Return	183
Lands' Titles Office, business of.....	183
Ditto, Decennial Return	183
Bills of Sale	184
Ditto, Return for Nine Years.....	184
Grant Deeds enrolled	184
Ditto, Decennial Return.....	184
Inquests	185
Ditto, Decennial Return	186

PART VIII.—EDUCATION, RELIGION, &c.

Public Schools, Number of Scholars and Teachers in, and Expenditure.....	188
Ditto, Decennial Returns	189
Council of Education, Expenditure	190
School Exhibitions.....	190
Education of Population, state of	190
Religion of Population	190
Tasmanian Public Library	191
Friendly Societies	192
Ditto, Decennial Return.....	193

PART IX.—VITAL STATISTICS.

Births registered.....	196
Deaths registered	197
Deaths registered, showing Diseases.....	198
Ditto, showing Ages	202
Ditto, showing Ages and Sexes.....	204
Marriages	204
Births, Deaths, and Marriages, Decennial Returns	206
Diseases and Deaths in Hospitals.....	207
Ditto in Hospital for Insane, New Norfolk.....	210
Meteorology	210

PART X.—MISCELLANEOUS.

Political Franchise.....	212
Rabbit Trusts.....	213
Main Line Railway	214
Reports of Collectors of Agricultural Statistics	215



CORRIGENDA.

Prices of Provisions, &c., p. 76.—Rice, Java, and Patna, per lb. : *for* “4*s.*” and “8*s.*” *read* “4*d.*” and “3*d.*” respectively.

Contract Prices, p. 76.—Sugar, *for* “ton” *read* “cwt.”

Hospitals for Insane, p. 139.—In first table, Cascades, under “Numbers admitted, Total,” *dele* 74 ; and in Total, next line, in same column, *for* “94” *read* “20.”

STATISTICAL SUMMARY,

1816 to 1880.

Year.	Population.				Births.	Deaths.	Marriages.	Immigrants.	Emigrants.	General Revenue. ^a	Customs Revenue.	General Expenditure. ^b								
	Adults.		Children.	Total on 31st December.																
	Males.	Females.																		
1816.....	1461 ^c	£	£	£								
1817.....	3114								
1818.....	2320	462	458	3240								
1819.....	3495	551	365	4411								
1820.....	3594	880	926	5400								
1821.....	4162	718	947	5827								
1822.....	6056	1019	609	7684								
1823.....	6850	1379	1780	10,009	20,389	...								
1824.....	9514	2789	...	12,303	177	132	75								
1825.....	10,979	3213	...	14,192								
1826.....	11,501	3491	...	14,992								
1827.....	12,786	4047	...	14,833	168	245	106	23,817	...								
1828.....	14,047	4081	...	18,128	309	250	120	33,128	...								
1829.....	15,143	4872	...	20,015	301	260	166	41,786	...								
1830.....	18,108	6171	...	24,279	460	270	163	50,376	...								
1831.....	19,815	6825	...	26,640	422	282	114	52,814	...								
1832.....	21,169	7734	...	28,903	58,518	...								
1833.....	25,023	9205	...	34,328	455	379	257	59,743	...								
1834.....	26,977	10,711	...	37,688	714	557	370	65,722	...								
1835.....	28,009	11,423	...	40,172	730	525	356	71,671	...								
1836.....	31,185	12,504	...	43,679	684	443	496	70,723	...								
1837.....	30,265	12,433	...	42,698	754	597	381	68,916	...								
1838.....	31,932	13,832	...	45,764	717	403	331	70,805	...								
1839.....	30,967	13,066	...	44,033	249	485	323	80,329	...								
1840.....	32,040	13,959	...	45,999	1040	909	395	94,909	...								
1841.....	33,086	11,388	12,946	57,420	738	484	407	85,946	...								
1842.....	40,767	18,084	...	58,851	1101	577	1003	80,109	...								
1843.....	1348	1140	608	76,337	...								
1844.....	1551	786	846	63,464	...								
1845.....	1506	697	658	63,720	...								
1846.....	1567	736	669	69,841	...								
1847.....	37,750	13,623	16,545	67,918	1531	953	862	5538	4787	...	83,370	...								
1848.....	1653	773	799	4410	3799	...	77,151	...								
1849.....	1766	1013	734	4201	3617	...	75,893	...								
1850.....	2025	1070	923	...	4612	...	74,560	...								
1851.....	34,070	15,996	19,121	69,187	2081	1103	993	3930	7463	...	75,231	...								
1852.....	24,893	16,212	22,340	63,445	2114	1449	1213	12,632	21,920	...	115,949	...								
1853.....	25,928	16,297	23,729	65,954	2233	2017	1479	14,997	12,084	290,226	174,881	229,362								
1854.....	22,261	16,518	25,695	64,874	2603	1928	1343	9525	11,280	335,908	182,489	327,476								
1855.....	23,880	16,483	29,599	69,962	2948	1692	1257	10,887	7055	291,864	161,821	360,842								
1856.....	2056	1335	933	4956	7636	244,340	133,826	440,688								
1857.....	45,916 ^d	34,886 ^d	...	82,907	3246	1418	897	6063	5231	241,596	134,839	297,360								
1858.....	47,306	36,806	...	84,080	3138	1562	779	4003	4496	271,286	134,608	293,045 ^e								
1859.....	48,148	37,965	...	85,968	3244	1410	706	2975	2921	266,278	123,300	307,695 ^e								
1860.....	48,608	39,179	...	87,775	3238	1749	689	3432	3114	263,574	118,348	290,027								
1861.....	49,593 ^f	40,384 ^f	...	90,211	3207	1477	717	3684	4861	256,958	112,319	324,447								
1862.....	90,728	3149	1362	636	3174	4444	255,266	130,835	285,417								
1863.....	91,519	2998	1418	698	3621	4410	251,495	135,825	270,368								
1864.....	93,307	3031	1433	698	3711	3521	273,754	127,099	271,366								
1865.....	95,201	3089	1263	591	3597	3509	236,044	118,775	304,073								
1866.....	97,368	2805	1327	571	4769	4079	253,047	128,476	276,663								
1867.....	98,455	2971	1418	597	3559	4025	251,891	126,444	255,416								
1868.....	100,706	2990	1469	654	5043	4320	258,130	131,488	259,553								
1869.....	101,592	2859	1339	651	6521	7159	277,718	138,435	280,556								
1870.....	52,853 ^g	46,475 ^g	...	100,765	3054	1409	670	5982	5888	270,128	137,035	282,624								
1871.....	53,911	47,874	...	101,785	3053	1363	598	4648	5326	271,928	140,987	287,262								
1872.....	54,418	48,507	...	102,925	3010	1416	632	5665	6127	273,598	138,232	290,874								
1873.....	55,368	48,849	...	104,217	3048	1512	659	6787	7039	324,257	169,763	303,947								
1874.....	55,117	49,049	...	104,176	3097	1690	712	6265	7714	333,732	181,302	325,195								
1875.....	54,643	49,020	...	103,663	3105	2079	689	6535	8075	342,606	181,328	385,731								
1876.....	55,633	49,851	...	105,484	3149	1733	746	8571	8169	327,017	185,037	341,889								
1877.....	56,523	50,581	...	107,104	3211	2040	831	9717	9270	366,118	201,966	352,461								
1878.....	58,036	51,911	...	109,947	3502	1700	866	9524	8483	385,936	211,030	379,232								
1879.....	59,447	53,022	...	112,469	3564	1688	804	10,578	9932	375,570	199,688	481,216								
1880.....	60,550	54,212	...	114,762	3739	1832	840	10,411	10,025	439,780 ^h	219,148	423,745 ^h								

^a Excluding loans. ^b Excluding Expenditure defrayed by loans. Furnished by the Colonial Auditor to 1865 inclusive; for following years, by the Treasury.^c County of Cornwall only.^d Census 31 March, 1857.^e In the years 1858 and 1859, Debentures amounting to £90,000 were finally paid off.^f Census 7th April, 1861.^g Census 7th February, 1870.^h Subject to future revision.

Year.	Expenditure by the Commissariat.	Coin in the Banks.	Public Debt.	Crown Lands Sales and Rental.		Acres in Cultivation.	Grain Crop and Potatoes.			
				Acres sold.	Revenue from Sales and Rental of Crown Lands.		Wheat, bushels.	Oats, bushels.	Barley, bushels.	Potatoes, tons.
	£	£	£		£					
1816.....	1054 ^a
1817.....	3196 ^b
1818.....	5679
1819.....	8830
1820.....	8178 ^a
1821.....	14,940
1822.....
1823.....
1824.....
1825.....
1826.....
1827.....	24,746
1828.....	104,146	49,424	2418	34,033
1829.....	95,245	20,870	5845	38,801
1830.....	106,317	3160	55,976
1831.....	96,288	31,698	2088	54,219
1832.....	98,887	30,987	...	75,495	13,246	56,626
1833.....	127,785	34,030	...	17,350	7138	61,399
1834.....	128,590	23	2915	69,041
1835.....	172,814	46,860	...	47,048	15,319	87,283
1836.....	169,705	25,917	32,965	89,528
1837.....	145,971	105,068	...	21,729	34,900	79,429
1838.....	155,594	104,720	...	19,970	12,381	108,000	550,189	236,758	182,140	11,501
1839.....	170,534	189,530	...	42,451	7754	100,348	571,703	312,438	149,506	11,373
1840.....	183,729	137,125	...	88,788	52,905	124,103	839,985	351,236	171,071	14,934
1841.....	188,212	99,272	...	79,140	64,070	132,614	881,318	230,786	167,548	14,138
1842.....	235,345	113,597	...	25,770	21,986	155,525	531,480	242,909	138,033	16,901
1843.....	250,394	112,753	...	49,904	24,989	157,340	795,363	352,024	190,037	13,874
1844.....	298,967	136,634	...	6817	13,207	121,938	807,924	221,105	174,405	13,349
1845.....	274,585	287,846	...	1609	8102	140,953
1846.....	289,572	286,554	...	5700	15,267	152,343
1847.....	293,254	225,089	...	3701	20,774	146,004
1848.....	244,577	201,095	...	4463	23,719	171,538	1,153,313	756,763	331,184	18,232
1849.....	206,404	177,914	...	1770	16,148	166,228	1,111,255	456,016	309,451	22,164
1850.....	185,596	220,914	...	2278	28,444	168,820
1851.....	189,766	228,445	...	6154	30,748	151,846	1,231,392	456,429	198,319	49,083
1852.....	250,726	621,415	...	6393	42,403	123,983	746,960	373,152	151,136	15,732
1853.....	309,138	1,340,352	...	50,768	90,690	116,446	715,723	497,162	106,213	16,990
1854.....	280,317	995,368	...	34,678	112,225	127,732	790,588	526,547	125,835	23,256
1855.....	235,988	665,586	...	24,610	82,821	153,126	1,212,027	666,264	143,332	36,984
1856.....	172,483	482,914	...	14,572	52,434	185,519	1,253,892	513,919	124,284	29,415
1857.....	138,680	501,211	...	9392	58,459	205,873	1,213,807	676,877	198,086	29,233
1858.....	126,918	343,073	...	47,879	68,518	229,489	930,298	925,110	202,631	37,762
1859.....	120,498	270,194	...	76,658	74,765	208,619	1,061,518	918,882	151,991	41,493
1860.....	88,045	280,503	...	92,020	78,786	218,315	1,415,896	926,418	126,605	33,589
1861.....	78,555	223,328	...	100,962	77,720	248,064	1,380,913	751,475	169,381	47,428
1862.....	82,654	199,609	...	40,048	63,292	253,050	1,008,569	737,633	199,310	39,553
1863.....	60,953	164,494	...	78,570	66,382	267,173	953,250	1,024,134	201,852	36,356
1864.....	70,164	167,900	...	141,381	89,883	252,164	839,501	895,352	123,320	30,438
1865.....	88,803	174,357	...	92,113	68,772	250,386	1,273,766	688,740	101,504	41,864
1866.....	56,460	165,412	...	62,290	62,267	279,022	1,528,706	941,993	120,780	40,735
1867.....	67,235	143,470	1,073,900	30,171	55,249	281,383	894,814	632,461	167,404	37,568
1868.....	63,058	174,501	1,027,400	23,371	56,311	287,319	878,826	477,985	125,614	27,374
1869.....	69,015	207,853	1,148,000	19,474	53,207	318,484	1,004,579	772,765	208,479	34,211
1870.....	65,759	181,717	1,268,700	23,759	43,051	330,257	896,881	691,250	161,729	36,028
1871.....	32,772	173,425	1,315,200	30,884	32,924	340,451	847,962	593,477	76,812	22,608
1872.....	35,344	207,327	1,412,300	26,165	33,749	331,433	1,161,859	707,763	131,401	29,447
1873.....	36,567	251,133	1,496,100	42,135	34,181	324,105	947,813	561,247	124,459	24,970
1874.....	14,485	239,134	1,505,700	73,237	38,203	326,486	1,066,861	877,243	125,469	26,169
1875.....	14,145	245,458	1,489,400	42,308	44,566	332,824	700,092	827,043	165,357	24,455
1876.....	15,412	256,498	1,520,500	26,567	33,676	332,558	752,070	571,485	147,537	27,290
1877.....	17,258	305,904	1,589,705	39,522	44,325	348,841	846,420	488,350	86,840	27,106
1878.....	17,831	302,712	1,738,500	46,242	49,544	355,403	778,977	714,987	97,845	27,257
1879.....	16,983	323,625	1,786,800	53,604	48,911	366,911	1,042,999	1,065,847	182,753	31,103
1880.....	17,140	483,435	1,943,700	38,750	53,413	373,299	750,040	439,446	169,156	32,548

^a County of Cornwall only. ^b County of Buckingham only.

STATISTICAL SUMMARY, *continued.*


Year.	Apples.	Pears.	Live Stock.				Value or Number of Live Stock Imported.	Value or Number of Live Stock exported.
			Horses.	Horned Cattle.	Sheep.	Pigs.		
	bushels.	bushels.					£	£
1816.....	34 ^a	1956 ^a	20,501 ^a
1817.....	188 ^b	9868 ^b	76,991 ^b	1552 ^b
1818.....	267	12,355	127,883
1819.....	363	23,124	172,128
1820.....	111 ^a	6889 ^a	42,003 ^a
1821.....	550	34,790	182,468
1822.....
1823.....
1824.....
1825.....
1826.....
1827.....	1596	67,190	316,276
1828.....	2034	87,476	553,698
1829.....	2514	109,101	637,141
1830.....	3387	85,942	680,740	4538
1831.....	4217	97,088	682,128
1832.....	5020	80,939	756,202
1833.....	5483	79,517	719,729	852
1834.....	7115	74,075	765,552	692
1835.....	6449	82,217	824,256	7783
1836.....	8243	74,500	906,813	...	47,957	56,617
1837.....	8010	73,212	911,357	...	46,761	104,930
1838.....	9656	75,087	1,214,485	...	24,948	50,464
1839.....	9868	75,915	868,590	...	14,447	136,748
1840.....	11,850	92,101	1,089,987	...	21,364	93,511
1841.....	12,000	90,498	1,167,737	...	44,953	24,843
1842.....	12,414	91,614	1,227,058	...	41,332	10,782
1843.....	13,360	83,195	1,449,504	...	52,669	4905
1844.....	15,355	85,302	1,145,089	...	42,876	Horses. 126
1845.....	14,824	76,417	1,253,481	...	39,382	Cattle. 22
1846.....	15,323	72,454	1,313,622	...	37,454	Sheep. 446
1847.....	16,212	82,194	1,833,866	...	28,682	1287 39 929
1848.....	17,196	85,485	1,752,963	29,967	27,098	1294 77 713
1849.....	18,507	83,520	1,712,291	31,890	14 5265 58,824	596 8 2148
1850.....	18,391	82,761	1,822,320	...	8 4286 53,373	550 25 2640
1851.....	18,271	79,953	2,213,367	26,615	11 6219 65,089	570 20 1346
1852.....	17,699	68,911	2,219,385	32,626	6 4303 48,488	449 23 543
1853.....	15,455	91,803	1,942,550	28,082	44 5786 38,466	1086 95 5015
1854.....	17,384	103,752	1,831,308	22,598	24 6681 39,369	2575 125 4345
1855.....	18,358	110,304	1,835,902	22,331	62 6943 58,822	446 110 1857
1856.....	18,019	88,608	1,674,987	30,074	30 7755 81,256	544 57 83
1857.....	19,857	80,144	1,912,423	34,237	19 7183 41,533	206 36 6285
1858.....	21,563	79,460	1,504,393	30,673	11 6625 37,655	635 39 29
1859.....	89,327	32,258	20,559	79,950	1,679,199	32,008	10 5864 22,857	1034 79 3227
1860.....	118,810	22,049	21,034	83,366	1,700,930	31,290	4 5798 43,312	734 79 3978
1861.....	106,544	29,195	22,118	87,114	1,714,498	40,841	72 5827 38,486	1021 132 1590
1862.....	131,254	26,575	20,742	83,143	1,661,225	38,491	4 5325 22,272	1079 17 152
1863.....	168,114	25,800	21,964	90,446	1,800,811	41,986	1 4065 18,412	1144 4 6944
1864.....	128,784	13,846	22,090	89,801	1,736,540	50,380	15 4877 17,484	1645 78 6214
1865.....	160,982	13,828	22,152	90,020	1,752,719	36,624	7 2087 9542	1949 1010 2526
1866.....	128,359	15,431	21,567	88,370	1,722,804	33,259	10 1343 15,523	517 481 1773
1867.....	122,939	10,835	23,299	86,598	1,742,914	54,287	20 1864 38,437	802 137 3537
1868.....	169,478	25,670	22,272	105,450	1,569,809	55,222	13 2544 46,575	566 14 2651
1869.....	132,200	23,070	22,583	95,097	1,531,187	49,524	13 1723 25,479	665 4 2545
1870.....	147,614	27,553	22,679	101,459	1,349,775	49,432	24 1640 19,260	363 3 1009
1871.....	142,756	20,801	23,054	101,540	1,305,489	52,863	38 926 13,091	331 1 2890
1872.....	143,486	25,097	24,244	104,594	1,395,353	53,927	14 828 5398	222 3 907
1873.....	174,551	15,042	22,612	106,308	1,490,746	59,628	15 918 13,197	1144 7 998
1874.....	150,978	31,020	23,208	110,450	1,714,168	51,468	18 790 20,988	442 75 2433
1875.....	136,682	16,310	23,473	118,694	1,719,768	47,664	28 1211 22,971	526 305 2586
1876.....	153,812	23,148	23,622	124,459	1,755,142	60,681	30 805 12,054	629 17 1997
1877.....	138,215	16,583	22,195	126,882	1,818,125	55,652	40 904 8385	402 178 1673
1878.....	137,215	18,684	24,107	126,276	1,838,831	39,595	58 1347 10,980	328 7 1299
1879.....	140,277	19,340	24,593	129,317	1,835,970	38,610	23 1476 13,132	266 126 1303
1880.....	155,237	22,086	25,267	127,187	1,783,611	48,029	29 1708 11,193	287 15 654

^a County of Cornwall only. ^b County of Buckingham only.

Year.	Total Value of Imports.	Total Value of Exports.	Exports of—								
			Timber, value.	Grain, Hay, Flour, and Bran, value.	Wool.		Gold.		Tin, ore and smelted.		Fruit, Jams, and Vegetables, value.
					Quantity.	Value.	Quantity.	Value.	Quantity.	Value.	
	£	£	£	£	lbs.	£	ozs.	£	tons.	£	£
1816.....
1817.....
1818.....
1819.....
1820.....
1821.....
1822.....	22,214	57,928	147,840	3917
1823.....	15,740	24,784	794 bales	4399
1824.....	62,000	14,500
1825.....	88,161	23,837
1826.....	99,747	44,498
1827.....	152,627	59,902
1828.....	241,382	91,461	22,072
1829.....	272,189	127,184	35,760
1830.....	255,298	145,980	...	29,304	...	29,191
1831.....	298,744	141,745	57,725
1832.....	392,666	157,906	62,316
1833.....	352,894	152,967	63,145
1834.....	476,614	203,522
1835.....	583,646	320,679	2,428,500	142,921
1836.....	558,240	420,123	2,920,500	171,009
1837.....	563,144	540,221	3655	35,127	3,165,900	220,739	4366
1838.....	702,956	581,475	11,563	51,818	3,261,900	171,599	10,291
1839.....	746,887	875,165	12,274	222,911	3,652,500	194,647	17,328
1840.....	988,356	867,007	24,624	222,814	3,636,900	223,667	25,662
1841.....	851,981	630,501	18,575	104,566	3,968,100	254,853	11,023
1842.....	587,453	582,509	9693	130,347	4,017,000	236,078	13,909
1843.....	705,260	439,890	4425	95,857	4,197,600	193,746	7529
1844.....	442,988	408,799	3577	84,656	4,672,400	176,269
1845.....	520,562	422,218	6537	70,166	3,662,100	178,647	5047
1846.....	561,238	582,585	8844	159,733	4,082,700	213,522	12,374
1847.....	724,593	600,876	15,414	141,377	5,241,300	247,240	9712
1848.....	594,154	490,281	20,464	101,588	4,029,000	195,143	11,041
1849.....	573,730	558,682	34,465	114,635	5,274,300	202,334	17,549
1850.....	658,540	613,850	55,869	118,444	5,855,100	248,869	23,535
1851.....	641,609	665,790	32,726	172,644	5,783,700	249,953	38,425
1852.....	860,488	1,509,883	89,507	266,800	5,624,200	245,201	48,012
1853.....	2,273,397	1,756,316	443,161	315,153	5,857,200	326,096	123,464
1854.....	2,604,680	1,433,021	306,857	341,843	4,419,276	325,384	106,320
1855.....	1,559,797	1,428,629	98,546	421,918	5,858,458	378,822	163,668
1856.....	1,442,106	1,207,802	112,753	303,933	4,559,674	319,961	66,544
1857.....	1,271,087	1,354,655	133,473	388,642	5,701,884	393,646	108,251
1858.....	1,328,612	1,151,609	110,101	288,198	4,755,318	397,533	125,355
1859.....	1,163,907	1,193,898	82,122	302,754	6,107,903	467,968	92,016
1860.....	1,068,411	962,170	73,726	214,723	4,537,918	370,427	105,940
1861.....	953,517	905,463	55,850	211,990	4,103,369	326,413	83,861
1862.....	857,413	919,649	62,231	203,128	5,241,650	366,350	87,622
1863.....	902,940	999,511	69,881	151,252	4,665,594	407,844	140,092
1864.....	908,265	975,730	81,265	157,351	4,972,403	415,891	153,805
1865.....	762,375	880,965	56,698	123,348	4,923,965	381,625	102,161
1866.....	882,107	834,606	45,731	110,869	4,765,221	385,405	98,726
1867.....	856,348	790,494	51,747	99,352	4,686,224	378,977	96,917
1868.....	845,152	920,820	49,390	202,402	6,136,426	398,521	111,062
1869.....	975,412	826,932	42,617	126,634	5,607,083	303,209	149,£96
1870.....	792,916	648,709	37,267	86,718	4,146,913	246,402	2141	7475	108,769
1871.....	778,087	740,638	49,540	128,005	5,254,719	298,160	3702	14,218	89,414
1872.....	807,182	910,663	46,614	100,281	5,998,527	434,133	4177	16,055	92,748
1873.....	1,107,167	893,556	63,246	148,032	4,243,433	314,068	3920	15,309	4	220	113,661
1874.....	1,257,785	925,325	75,422	123,595	5,050,920	350,713	4359	17,811	142	7318	132,321
1875.....	1,185,942	1,085,976	88,645	130,044	6,199,248	433,550	3490	13,771	366	31,325	144,546
1876.....	1,133,003	1,130,983	65,151	65,516	6,848,517	439,603	10,278	41,861	1616	99,605	157,993
1877.....	1,308,671	1,416,975	72,909	93,729	8,016,396	522,885	6729	26,904	5747	296,941	176,286
1878.....	1,324,812	1,315,695	72,989	37,590	7,512,662	479,165	15,305	59,124	5947	316,311	171,971
1879.....	1,267,475	1,301,097	59,713	24,146	7,385,002	407,227	38,895	145,723	4563	303,203	191,276
1880.....	1,369,223	1,511,931	51,973	27,098	9,025,228	542,244	50,999	201,655	3954	341,736	149,823

Year.	Produce of Whale Fisheries. ^a	Shipping.				No. of certain Trades and Manufactures. ^b	Flour Mills in operation.	Government Schools.			Number of Post Offices.	Meteorological Register, (Hobart.)					
		Inwards.		Outwards.				No.	Scholars on the Rolls.	Average Daily Attendance.		Barometer, Mean.	Thermometer, Mean.	Rain Fall in inches.			
		No.	Tonnage.	No.	Tonnage.												
	£											inches.	degrees.	inches.			
1816.....	...	11	...	4	2			
1817.....	...	26	...	20			
1818.....	...	25	...	19			
1819.....	...	26	...	26	164			
1820.....	...	41	...	36			
1821.....	...	63	...	47			
1822.....	...	70	16,987	67	17,165			
1823.....	...	57	17,988	52	16,730			
1824.....	...	33	11,118	35	11,604	...	5			
1825.....	...	52	13,455	54	12,435	...	7			
1826.....	...	54	12,184	56	12,523	...	13			
1827.....	...	97	18,893	91	16,004	...	18			
1828.....	...	131	23,741	133	24,116	...	23	8	410			
1829.....	...	110	24,717	111	25,742	...	27	9	524			
1830.....	...	101	26,582	92	25,045	...	36	11	553			
1831.....	...	94	23,184	102	25,451	...	37	15	568			
1832.....	...	142	31,724	128	28,019	...	37	16	600			
1833.....	...	167	37,442	159	36,250	...	40	19	856			
1834.....	...	150	33,441	143	32,192	...	41	24	1003			
1835.....	...	229	55,833	225	53,560	...	47	29	1177			
1836.....	67,369	292	58,142	274	52,780	...	47	30	1331			
1837.....	88,805	344	60,960	363	57,945	...	51	33	1312			
1838.....	137,077	370	64,454	369	63,392	...	54	34	1380			
1839.....	119,113	452	79,283	453	77,556	...	46	22	785			
1840.....	93,822	492	85,081	506	66,701	...	53	25	1046			
1841.....	99,733	484	84,214	491	15,201	...	57	26	1255	29-830	55-88	13-95			
1842.....	64,151	468	82,983	466	82,866	...	65	25	1460	29-729	54-70	23-60			
1843.....	48,220	541	92,501	534	88,984	...	64	24	1407	29-771	55-73	13-43			
1844.....	54,214	425	68,462	445	73,756	...	68	23	1493	...	43	29-785	52-26	26-25			
1845.....	43,223	463	73,294	461	71,422	...	73	21	1413	...	47	29-794	54-04	16-68			
1846.....	49,376	515	74,795	541	79,430	...	77	23	1510	...	47	29-801	53-15	21-96			
1847.....	67,300	619	86,940	611	85,861	...	80	23	2557	...	48	29-746	52-62	14-46			
1848.....	49,269	648	91,883	675	95,988	1898	80	65	3147	...	51	29-746	52-33	23-62			
1849.....	37,824	648	99,063	654	99,130	2634	75	73	3405	...	51	29-747	50-98	33-51			
1850.....	49,547	674	104,017	702	108,848	2818	64	82	3526	...	51	29-834	54-37	14-51			
1851.....	49,022	782	120,161	787	118,991	4142	80	87	2916	...	51	29-708	53-08	17-98			
1852.....	36,776	791	135,470	824	135,989	3480	70	72	3352	2462	53	29-779	52-65	23-62			
1853.....	30,106	1024	192,420	999	188,279	3325	70	43	2218	...	62	29-753	52-08	14-53			
1854.....	27,863	1057	198,612	1028	200,398	2549	74	50	2734	2024	65	29-785	53-09	30-56			
1855.....	44,110	885	161,212	871	159,256	2916	82	63	3377	2444	67	29-768	58-58	18-25			
1856.....	53,670	934	157,826	945	156,396	2946	83	81	3717	2692	97	29-696	57-04	22-73			
1857.....	46,211	1021	164,008	1032	167,058	4179	84	72	3529	2993	109	29-917	56-02	17-14			
1858.....	49,878	973	147,947	922	146,864	2857	91	78	4191	2725	95	29-873	56-65	33-07			
1859.....	63,500	835	120,906	857	125,089	2761	74	83	5042	2950	97	29-879	55-91	23-31			
1860.....	57,350	806	116,172	818	118,243	2807	70	89	6664	3077	97	29-944	56-36	21-05			
1861.....	60,230	780	113,610	800	116,608	2929	83	94	7236	3336	100	29-873	56-88	28-19			
1862.....	60,730	734	107,664	754	108,915	2944	79	94	7814	3657	103	29-800	56-28	21-72			
1863.....	30,175	775	117,681	770	116,143	2690	84	88	7124	3426	103	29-850	55-01	40-67			
1864.....	19,925	807	124,699	797	123,791	2634	79	97	7791	3763	109	29-912	54-97	28-11			
1865.....	24,502	640	100,276	677	104,218	2726	78	100	8294	4074	114	29-848	54-60	23-07			
1866.....	36,475	643	107,903	632	106,065	2823	81	101	8198	3930	121	23-55			
1867.....	22,800	598	97,390	631	102,754	2854	76	105	8346	4112	124	22-27			
1868.....	52,546	654	110,553	659	111,491	2753	85	109	8746	4272	124	29-918	56-06	18-08			
1869.....	48,910	652	114,410	664	112,565	2745	76	116	9316	4511	134	29-875	56-10	23-87			
1870.....	35,880	613	105,647	611	107,263	3194	82	128	9997	5041	140	29-914	55-96	27-53			
1871.....	46,350	635	107,271	648	108,889	3101	72	130	10,194	5187	144	29-882	57-12	18-25			
1872.....	27,420	594	102,379	595	103,101	3334	77	139	10,491	5209	146	29-837	57-34	31-76			
1873.....	44,000	661	118,353	681	119,759	3386	75	141	10,803	5268	154	29-903	58-43	23-43			
1874.....	30,780	607	119,706	620	119,801	3391	65	147	12,158	5367	163	29-894	57-52	24-09			
1875.....	12,465	631	129,102	664	133,107	3300	65	154	12,271	5703	170	29-818	58-83	29-25			
1876.....	41,740	639	141,181	616	136,303	3338	69	158	12,231	5367	177	29-863	54-76	23-63			
1877.....	31,605	678	159,308	680	160,209	3232	79	165	12,557	5973	180	29-915	54-28	20-82			
1878.....	16,920	693	159,063	688	156,791	3218	76	164	12,453	6032	191	29-804	55-02	20-76			
1879.....	13,425	705	189,087	723	192,808	3259	63	171	12,652	6203	198	29-875	55-39	21-07			
1880.....	12,045	654	205,217	655	208,086	3339	62	171	12,286	6002	201			

^a Before the year 1867 the value given is that of Exports only.^b The numbers previous to 1848 seem to be irreconcilable with those of later years, and are therefore omitted. Up to 1865 inclusive the returns appear to include all trades, &c.; subsequently, only those specified on the forms supplied to the Collectors are returned.^c Mean for 11 months.E. C. NOWELL, *Government Statistician.*



TO THE HONORABLE THE COLONIAL SECRETARY.

Legislative Council Office, Hobart, August 22, 1881.

SIR,

I HAVE the honor to place in your hands the volume of Statistics of Tasmania for the past year; and to offer thereon such observations as may seem to be needful for the information of persons as well outside as within the Colony who are interested in its condition.

As a good deal of misapprehension exists on the subject, I take this opportunity of stating that, as far as I am aware, the Tasmanian Statistics, as a whole, are published considerably in advance of those of any of the other Australasian Colonies, and that strenuous efforts are always made to get them out as early as possible.

The printing of the present volume has been in some degree retarded by the press of work thrown upon the Government Printing Office by the early meeting of Parliament, and by the unusually heavy demands upon its resources on other accounts; and much inconvenience was experienced in the preparation in consequence of many of the Municipalities and Road Trusts having failed to render their accounts to the Colonial Auditor by the 31st March, as required by the Statistical Returns Act, (41 Vict. No. 15.)

Passing over the "Blue Book," which contains a list of Governors, Ministers, Parliaments, and some other matters highly useful for reference, but not of sufficient general interest to be introduced into a summary like the present, we come to the subject of—

II.—POPULATION.

The number of inhabitants in Tasmania on the 31 December, 1880, as found by adding the net increase by immigration and births to the number at the end of the preceding year, was 114,762, of whom 60,550 were males, and 54,212 females; the mean population, which is that used in most statistical calculations, being 113,615. The excess of births over deaths was 1907—namely, 826 males and 1081 females, and that of immigration over emigration, 227 males and 109 females, or 386 in all. Population, pp. 31-34.

The estimated differed very slightly from the true population, as ascertained by the Census of 3rd April last—namely 115,705, of which 61,162 were males, and 54,543 females.

The difficulty in ascertaining the true number of persons arriving in and departing from the Colony, which has so often been experienced in past years, was again felt in regard to the year 1880. Taking the emigration to Victoria and New South Wales from the returns of arrivals in those Colonies as furnished by themselves, and the immigration thence into this Colony from the numbers supplied by our own Customs Department, the following was the result :— Immigration and Emigration, p. 34.

	Total Number of Persons.	Numbers from and to		
		Victoria.	New South Wales.	Other Countries.
Immigration	10,411	9154	798	459
Emigration.....	11,241	9428	1371	442
Excess of Immigration	—	—	—	17
Excess of Emigration	830	274	573	—

Taking the numbers outwards as well as inwards from the returns of the Customs Department of Tasmania, the figures would stand as follows:—

	<i>Total Number of Persons.</i>	<i>Numbers from and to</i>		
		Victoria.	New South Wales.	Other Countries.
Immigration	10,411	9154	798	459.
Emigration	10,025	8815	768	442
Excess of Immigration	386	339	30	17
Excess of Emigration	—	—	—	—

I cannot accept the result shown by the first table, as there seems sufficient reason to believe that the balance has been rather on the side of the arrivals than on that of the departures. On the whole, the second table appears to be more in accordance with fact, yet the emigration must, for the reasons assigned in the report for 1878 and other years, have been understated; but so, in all probability, was the immigration. It is much to be desired that some arrangements should be made to obtain more accurate accounts of the number of persons who arrive in the Colony and depart from it, so that the sources of error may be reduced to the least possible. It is of great importance that the annual returns of population should be as near the truth as they can be brought, for many calculations, such as the rate per head of taxation, public debt, the rate of mortality, of births, marriages, and the like, depend upon them; and if the population is wide of the truth, so will be all calculations based upon it. The present being a census year, will be the best possible time for commencing a stricter system of ascertaining the movements of the population by sea. In some of the Colonies a census is taken every five years; and in these any inaccuracy in this respect is of less consequence; but where, as in our Colony, the time between one census and another is ten years, towards the end of that period the errors may become so far intensified as seriously to detract from the value of any calculations made from the population as estimated upon such imperfect data.

III.—TRADE, COMMERCE, AND NAVIGATION.

Imports, pp.
36-54; 62-3.

The value of commodities imported in 1880 is returned as £1,369,223, or £101,748 more than in 1879, when it was £1,267,475; the increase being at the rate of 8·02 per cent.

The rate per head of population was £12 1s. 0½d.

The imports from the different Countries in the two years are compared below:—

	1880.	1879.
	£	£
United Kingdom	288,495	337,050
Victoria	863,020	713,175
New South Wales	121,802	107,309
Queensland	12,180	14,440
South Australia	3029	2400
New Zealand	3767	5845
Mauritius	72,465	74,347
United States	45	12,909
South Seas	4420	—

Looking back over the last ten years, we find that the only Countries which show any very noteworthy variations are the first three; and as the great bulk of our trade is with these, I subjoin the figures for each of those years.

	<i>United Kingdom.</i>	<i>Victoria.</i>	<i>New South Wales.</i>
	£	£	£
1871	272,797	407,294	34,545
1872	309,199	359,050	55,715
1873	429,355	495,837	40,998
1874	546,502	558,113	50,247
1875	405,101	529,710	60,647
1876	346,679	609,811	73,603
1877	377,499	736,804	79,644
1878	373,466	713,822	89,053
1879	337,050	713,175	107,309
1880	288,495	863,020	121,802

The increase on the trade with the United Kingdom as between 1871 and 1880 is only 5·75 per cent., the value in 1880 being less than in any other year except 1871. For the first five years the total value was £1,962,954, for the second, £1,723,189, the decrease being £239,765. It will be observed, also, that the values have been continuously diminishing since 1877.

The imports from Victoria have increased at the rate of 111·89 per cent. in the ten years, the total import trade for the first five years being £2,350,004, for the second, £3,636,632; the latter being £1,286,628 in excess of the former. The increase on the imports from Victoria, and the decrease in those from the United Kingdom are presumably connected; the incomparably greater proximity of that Colony, and the fact that supplies may generally be obtained there just as they are wanted, without keeping them in stock, making it to the interest of the smaller trader to deal with Victoria rather than with the Mother Country.

But by far the larger increase is on the trade with New South Wales, the increase between 1871 and 1880 being no less than 252·58 per cent. The aggregate value from 1871 to 1875 was £242,152; from 1876 to 1880, £471,411.

On the 14th January, 1880, a new scale of Customs Duties came into force, and the classification of many of the articles has in consequence been altered. It would be useless therefore to make any detailed comparison of the imports as between the last and any previous year. The following articles, however, may be compared:—

	1871.	1879.	1880.
	£	£	£
Coal and Coke	10,680	14,981	20,382
Grain, Wheat	—	3235	550
Hops	4762	1618	560
Malt Liquors	7481	8674	9778
Spirits and Cordials	21,051	25,740	24,456
Wines	7330	10,361	10,647
Sugar	121,902	121,241	137,739
Tea	40,370	39,480	41,222
Tobacco and Cigars	12,813	13,514	12,791

In 1880 there appears a large import of £177,700 worth of Gold Coin from Victoria. There was also an import of Silver Coin to the amount of £8600.

The Exports in 1880 were valued at £1,511,931, or £210,834 more than in 1879.

Exports, pp.
54-62; 64-5.

The rate per head in 1880 was £13 6s. 1½d.

The value of the goods exported to the principal countries in the last ten years was as follows:—

	United Kingdom.	Victoria.	New South Wales.	New Zealand.	Queensland.	South Australia.
	£	£	£	£	£	£
1871.....	337,508	262,734	86,119	32,332	7905	12,695
1872.....	462,486	290,769	99,552	36,964	6188	13,939
1873.....	377,861	288,109	132,203	53,501	16,487	20,580
1874.....	419,359	257,715	134,326	80,371	13,473	19,546
1875.....	510,757	270,632	159,405	97,161	21,421	26,409
1876.....	549,750	288,348	175,477	70,598	20,468	23,462
1877.....	632,741	316,729	342,590	72,095	21,608	28,474
1878.....	639,764	309,659	241,196	92,411	5985	26,680
1879.....	600,876	361,909	202,387	97,046	5515	33,069
1880.....	701,967	400,999	293,161	80,232	3759	30,408

The increases, as between the first and last years of the period, were—

	Per cent.
United Kingdom	107·96
Victoria	52·62
New South Wales	240·41
New Zealand	148·15
South Australia	139·53

—see list
of exports
and imports

In dealing with the Imports attention was called to the great increase in the trade with New South Wales, as compared with the imports from Victoria. Here we see the same thing, only in a greatly intensified form; for, while the increase as regards New South Wales, was 240 per cent., as regards Victoria it was only 52,—little more than a fifth.

Comparing 1880 with 1879, we observe that there was an increase in the trade with the United Kingdom, Victoria, and New South Wales; while New Zealand, Queensland, and South Australia, showed a decrease.

As regards particular articles, we find an increase in Bran and Pollard, from 60 to 461 tons; in Flour, from half a ton to 100 tons; in Green Fruit, from 142,252 to 155,468 bushels; in Gold, from 38,895 to 50,999 ounces; in Wheat, from 15,090 to 63,928 bushels; in Oats, from 109,086 to 181,619 bushels; in Skins, (rabbit), from 1,022,892 to 1,347,948; in Hops, from 558,622 to 589,722 lbs.; in Oatmeal, from 209 to 313 tons; in Sperm Oil, from 245 to 334 tons; in Wool, from 7,385,002 to 9,025,228 lbs. The quantity of Wool in 1880 was the largest which has ever been sent from Tasmania in one year. The actual clip of Wool of 1879, the greater part of which was exported between 1 December, 1879, and 30 November, 1880, was 8,052,196 lbs., the clip of the previous year being 8,029,808 lbs. The following articles showed decreases:—Bark, from 5813 to 5131½ tons; Jam, from 3,915,881 to 3,430,912 lbs.; Barley, from 8412 to 3851 bushels; Hides, Skins, and Leather, from 2183 to 1406 packages; Horses, from 137 to 101; Sheep, from 938 to 385; Timber (value), from £59,713 to £51,973; Tin, from 4563 to 3954 tons, (the value however, being £38,533 more in 1880); in Vegetables, from 9475 to 6545 tons.

The value of Gold exported in 1880 was £201,655, and is the greatest that has ever been known in the Colony. In 1871 it was only £14,218, which increased to £26,904 in 1877, to £59,124 in 1878, and then by a sudden jump, to £145,723 in 1879.

That of Tin was returned as 341,736 in 1880, against £303,203 in 1879, and £316,311 in 1878.

Wool, Tin, Gold, and Fruit, (green and preserved) together contributed £1,218,309 to the value of the Exports of 1880.

Stone for building, to the value of £4604 was exported to Victoria and New Zealand; and 100 tons of Road Metal were sent to New South Wales.

The Timber trade at one time (1853-4), was the largest of our industries, but from various causes experienced a rapid decline. In 1871, the value of timber exported was in round numbers £49,000. From that time it increased to £88,000 in 1875; and has since been almost continually diminishing, being £60,000 in 1879, and £52,000 in 1880. Our own timber, valuable as it may be for many purposes where strength and durability are required, is not suitable for all the lighter kinds of work, and there is consequently a considerable quantity of pine and deals imported every year. There is also a very large demand for timber of this description in the other colonies. It is well worth careful consideration whether there may not be a favourable opening in this direction for the establishment of a new industry really suited to the circumstances of this Colony. It is of no use to attempt to force industries in the face of natural disadvantages; the only policy that has ever proved or ever can prove ultimately successful, is to apply capital and labor to those things for the production of which a country is specially adapted.

All trees of the pine tribe flourish in Tasmania, and since their growth is rapid, if once planted, the time would not be very long before they would be old enough to be used for timber. But little labour would be required to be bestowed upon them after the first; and they might be grown on land which could not be used for agricultural purposes, and in damp and cold situations which are ill adapted for grain and other crops.

Total sea-borne Trade, p. 62.

The total sea-borne trade in 1880, was represented by a sum of £2,881,154. The following figures show its progress in the last ten years:—

	£		£
1871.....	1,518,725	1876.....	2,263,986
1872.....	1,717,845	1877.....	2,725,646
1873.....	2,000,723	1878.....	2,640,507
1874.....	2,183,110	1879.....	2,568,572
1875.....	2,271,918	1880.....	2,881,154

As between 1880 and 1879, the increase was £312,582; as between the first and last years of the period, £1,362,429, or 89·71 per cent.

Widely different is this comparison from that between 1861 and 1870—the two extreme years of the previous decennial period. In that case there was a decrease of £417,355, or 22·45 per cent.

On the 1st October last an “International Exhibition” was opened at Melbourne, at which all the Australasian Colonies were represented. A considerable number of premiums were awarded to Tasmanian exhibits, the following being the most noteworthy:—

Melbourne
Exhibition.

Wools. Two silver medals, Order of Merit 1; four, Order 2; one, Order 3.
 Tin. Certificate equal to silver, Order 1.
 Shot. Silver medal, Order 1.
 Coal. Orders 3 and 4.
 Whale Boat. Silver medal, Order 1.
 Barley. Two silver medals, Order 1; one exhibit classed in Order 2.
 Oats. Four silver medals Order 1; 4 exhibits, Order 2.
 Wheat. Order 2, 3 exhibits; Order 3, 4 exhibits.
 Hops. Two silver medals, Order 1; 2 other exhibits in Class 1; 6 in Class 2; 2 in Class 3.
 Peas, Beans, and Grass Seeds. Nine bronze medals, Order 1; 4 exhibits, Order 2.
 Oatmeal. Order 2.
 Flour. Orders 2 and 3.
 Sandstone from the Okehampton quarries took a bronze medal in Order 1. An exhibit of Grindstones was classed in Order 2.
 Wattle Bark obtained a bronze medal in Order 1, and another exhibit was placed in Order 3.
 Oils—sperm, bird, neatsfoot, seal, obtained bronze medals in Order 1.
 A silver medal was given for Casks, which were placed in Order 2; and creditable positions were obtained by other exhibits of Timber, Willows, Brushware, &c.

The stock of goods in bond, as regards the more important articles, on 31 December in the years 1880 and 1879, was as shown below. Only those articles are specified which present any considerable difference.

Goods in
Bond, p. 63.

	1880.	1879.
Beef and Pork, lbs.....	45,583	14,286
Chicory, ditto.....	10,960	12,320
Cigars, ditto.....	7331	8043
Coffee, ditto.....	12,517	26,027
Drapery, cubic feet.....	932	2459
Dried Fruits, lbs.....	51,799	34,261
Hardware, cwts.	32	266
Hops, lbs.....	2216	5252
Malt Liquor, galls.....	3807	79
Ditto, dozen quarts.....	2998	1943
Ditto, dozen pints.....	1682	1396
Oil and Varnish, galls.....	5561	12,358
Rice, lbs.....	27,521	18,001
Spirits—galls. :—		
Geneva.....	6671	10,168
Whisky.....	6952	5900
Sugar, raw, cwts.....	193	542
Ditto, refined, lbs.....	448	12,029
Tea, lbs.....	209,675	171,727
Tobacco, lbs.....	117,679	136,198
Wine, galls.	7589	6352

The following statement shows the shipping trade in 1880 and 1879:—

Shipping, pp.
67-72.

	With Cargoes.		In Ballast.		TOTAL.	
	No.	Tonnage.	No.	Tonnage.	No.	Tonnage.
Inwards ... { 1880	490	177,919	164	27,298	654	205,217
{ 1879	516	157,374	189	31,713	705	189,087
Outwards.. { 1880	627	195,271	28	12,815	655	208,086
{ 1879	680	175,873	43	16,935	723	192,808

The total shipping inwards and outwards in those years was—

	<i>No.</i>	<i>Tonnage.</i>
1880	1309	413,303
1879	1428	381,895

Showing an increase in the tonnage of 31,408, or 8·22 per cent., although there was a decrease of 119 in the number.

In 1871 the number of ships which entered and left the ports of the Colony was 1283, and the tonnage 216,160. The increase in 1880 was therefore 26 in the number and 197,143 in the tonnage, being at the rate of 2·03 per cent. on the ships and 91·20 on the tonnage. The difference in the rates of increase on ships and on their aggregate capacity is remarkable, and appears to be accounted for by the fact that vessels of larger size have been coming into use; the average tonnage of each vessel in 1871 being 168, and in 1880, 316.

The proportion of sailing vessels to steamers (both ways) in 1880 was as follows:—

	<i>No.</i>	<i>Tonnage.</i>
Sailing	686	102,345
Steamers	623	310,958
	<u>1309</u>	<u>413,303</u>

The steamers were therefore 47·59 per cent. of the number, and 75·24 per cent. of the tonnage.

The comparison of the tonnage of shipping entering and leaving the different ports and sub-ports of Tasmania in 1880 and 1879 shows that the trade of the latter had considerably diminished—

	<i>Tons.</i>	
	1880.	1879.
Hobart.....	234,212	208,683
Launceston.....	143,704	127,734
Stanley	18,302	16,583
Burnie, or Wynyard.....	3997	4839
Ulverstone	5972	11,216
Torquay	7116	12,780

Stanley is the only sub-port which had an increase. On the other sub-ports, taken collectively, there was a decrease amounting to 40·75 per cent.

Going back to 1871, we observe that while the shipping trade of Hobart and Launceston has somewhat more than doubled, and that of Stanley has increased by about 44 per cent., that of Torquay by about 13, that of Burnie (including Wynyard and the Cam) has decreased from 11,265 tons to 3997, and that of Ulverstone (including Leith and the Penguin) from 14,998 to 5972.

In regard to the nationality of vessels in 1880, taking the ships inwards as the standard of comparison, it appears that the tonnage belonging to the United Kingdom was 26,764; that 176,946 tons belonged to owners in British Colonies; and that 1507 tons were the property of foreigners.

The return of Shipping on the registers on the 31st December, 1880, shows a decrease of 4 in the number, and of 1079 in the tonnage, as compared with that of 1879. For 1880 the figures were—vessels, 203; tonnage, 17,741; crews 1422. The tonnage has scarcely increased since 1871, though the number has risen from 187 to 203. The greatest increase has been in steamers, of which in 1871 there were 10, of 2442 tons burden, and 735 horse power; in 1880 there were 20, of 4986 tons, and 1469 horse power.

The number of vessels employed in the Whale Fisheries has been continuously growing fewer during the past ten years. The following figures will show the state of this industry at the beginning, the middle, and the end of that period:—

	<i>No. of Vessels.</i>	<i>Tonnage.</i>
1871.....	19	4917
1875.....	13	3525
1880.....	10	2780

The value of the produce, which in 1871 was returned as £46,350, in 1880 was only £12,045.

The number of the principal Trades, Manufactories, and Works in operation in 1880, as shown in the returns, was 3339, being 80 more than in 1879. The chief increases were on Auctioneers, (5), Boot and Shoemakers (26), Builders (5), Butchers, (8), Cabinet-makers and Joiners (28), Market Gardeners (7), General Dealers (8), Painters, Plumbers, and Glaziers (9), Tailors (10), Tanners (6), Tobacconists (5). Trades, &c., p. 73.

The average rates of Wages throughout the Colony for many Trades was higher in 1880 than in 1879, but on the rates paid to seamen, shepherds, shearers, some classes of domestic servants, and a few others, there was a slight decline. Rates of Wages, pp. 74-5.

Judging from the Contract rates, as being the most exact, at Hobart the prices of bread, flour, butcher's meat, malt liquors, coffee, rum, tobacco, were lower than in 1879, while those of other articles were higher,—that of sugar very considerably so. Prices of Provisions, &c., p. 76.

Gold mining continued to be successfully prosecuted in 1880. The number of persons employed in alluvial mining was 794, being 741 less than in 1879, and the gold which they obtained was 18,250 ozs., against 37,750 ozs. in 1879; but the value of the plant employed in this description of mining was returned as £10,200 in 1880, as against £5200 in 1879. In regard to quartz mining the comparison between the two years was greatly in favour of 1880, as will be seen by a glance at the following figures:— Gold Mining, p. 77.

	1880.	1879.
No. of persons employed	859	525
Value of mining plant	£57,000	£55,000
Quartz crushed, tons	28,480	15,834
Gold produced, ozs.....	34,345	22,405
Value of ditto	£130,622	£84,395.

The average value of quartz gold per ton was, however, not quite so great, being £3 13s. 10d. in 1880, and £3 15s. 4d. in 1879. Nor was the average yield per ton quite so good,—being 1 oz. 2 dwts. in 1880, or 6 dwts. 7 grs. less than in 1879.

The total quantity of gold produced, so far as could be estimated, was 52,595 ozs. in 1880, and 60,155 in 1879; the value of which was £201,297 and £230,895 respectively.

I find from the newspapers that up to June last the Tasmanian mine at Beaconsfield, which has now a battery of 50 head of stampers, had paid £137,250 in dividends, or £45 15s. per share to its fortunate proprietors,—the total amount divided during the last half year being £30,000; and that the “New Chum Company” at Lefroy had obtained in June from 570 tons of stone over 1313 ozs. of gold, giving an average of 2 ozs. 6 dwts. 2½ grs. per ton, and in July 1302 ozs. 2 dwts. from 420 tons, being an average of 3 ozs. 2 dwts. to the ton,—this Company having paid £44,750 in dividends from its inception up to June.

It has already been stated, when dealing with the exports, that the quantity of gold sent out of the Colony was much larger in 1880 than in the year before.

The quantity of Coal raised in 1880 was 12,219 tons, or 2705 tons above the produce of 1879. Freestone, or stone of similar kind used for building, was raised to the quantity of 100,028 cubic feet and 160 tons in 1880, against 123,221 feet and 20 tons in 1879. More Lime was procured in 1880, the quantity being 28,971 bushels, whereas it was only 12,900 in 1879; while, however, only 1050 tons of limestone were returned, against 1824 tons and 7000 cubic feet in 1879. Slates and Iron Ore disappear from the return of 1880. The following was the produce (omitting fractions of a ton) of the tin mines in those two years:— Other Mines, p. 78.

	Tin Ore. Tons.	Smelted Tin. Tons.
1880.....	5844	4154
1879.....	5791	4163
More (+) or less (—)	+ 53	— 9

Resorting again to the newspapers, I find that the Mount Bischoff Tin Mining Company has divided since its commencement up to the present time £17 10s. per share, or a sum of £210,000 in the whole.

Mount Heemskirk contributed 30 tons to the yield of 1880. For a long time the accounts relating to the deposits of tin in this locality were so conflicting that it was not safe to hazard an opinion, but there seems now to be sufficient evidence to justify the belief that valuable stores of that metal, and perhaps of others, do really exist there. The establishment of mining as a profitable industry on the west coast, besides its direct advantages would have a further very important influence on the progress of the Colony, by attracting population to a part of it which has hitherto remained unsettled and almost unknown.

Since the foregoing remarks were written Mr. Thureau's report on the west coast has been published, and for the information of those who may not have seen it, I extract therefrom the following passages relating to the Tin Mines in the neighbourhood of Mount Heemskirk:—"As far as my investigations have extended they are very satisfactory. I cannot express my surprise that these mines should have remained quiescent for so long a period after their discovery. I am likewise surprised at the perfect network of tin-bearing deposits which exists over an extent of ground not comprehensible to those who have not yet seen the locale. Without the slightest doubt, Heemskirk will in the course of time, if the mines are continuously and efficiently worked, become a place of importance to this Colony." On the track from Heemskirk to the Little Henty River he found "a very large out-crop of argillaceous iron ore. The ore is of good quality, and it can be cheaply worked, owing to the natural facilities afforded by its location on an isolated hill, not far from water. But in the absence, as far as I could see, of coal or lime, this ore must for the present, at least, remain *in statu quo*."

Patents, pp.
79-80.

Eighteen Patents were issued in 1880, being 8 more than in 1879.

Beer brewed,
p. 80.

The imposition of a duty on malt liquors brewed in the Colony, which took effect on 1st March, 1880, has enabled me to include in the present volume a return of the quantity of such liquors brewed, and also of the quantity of the home made article on which duty was paid, between that date and the end of the year. The quantity brewed was 903,024 gallons, and that on which duty was paid 867,088 gallons. Taking the quantities for January and February at the same rate as for March, those for the whole twelve months would have been 1,149,408 and 1,144,706 gallons respectively. The quantity brewed would thus have been at the rate of 10·1 gallons per head of the mean population. This is nearly $5\frac{1}{2}$ gallons less than in Victoria in 1879-80.

IV.—FINANCE, &c.

Revenue, pp.
82-87.

The Revenue of Tasmania in 1880 reached the sum of £439,779 11s. 3d., being £64,209 15s. 6d. in excess of that of 1879.

Considerable changes were made in the financial system of this Colony during the past year. The tariff was remodeled, a duty of 3d. in the gallon on beer manufactured in the Colony was imposed, together with a duty on Real and Personal Estate of 9d. in the pound, and certain changes were made in the Stamp Duties with the view of making them more productive, and of preventing postage stamps from being used as formerly for the purposes of the Stamp Act. Accordingly, in the present year, and henceforward, the Treasury accounts will shew exactly how much has been contributed to the revenue by postage and revenue stamps respectively.

On the Customs there was an increase (in even pounds) of £19,460; on Licences other than publicans', of £269; on Stamps, of £5412; on Telegraph receipts, of £957; on Probate Duty, of £809; on Rural Police Rate, of £363; on Fines, Fees, &c., of £292; on Railways, of £1760; on amount accruing from Crown Lands sold, of £2866; and on Rents of Waste and Mineral Land, of £1637. On "Miscellaneous," there was a decrease of £7425 15s. 10d. There were trifling decreases on Publicans' and Dog Licences. The decrease in the Post Office revenue of £2705 was only apparent, being caused by the change in regard to the use of stamps above referred to. Parliament having decided to abolish Tolls, some at the end of the last year, and others at an earlier date, the receipts from this source diminished, and have now altogether ceased. There was a decrease of £2944 in the "Reimbursements in Aid," but as these are fluctuating and uncertain, it is of no significance.

The increase of revenue as between 1880 and 1871 was 47·40 per cent.

Expenditure,
pp. 85-6.

The Expenditure from current revenue was £423,744 13s. 8d. in 1880, and £481,215 18s. 6d. in 1879. There was therefore a decrease during the past year of £57,471 4s. 10d. There was a difference of £77,069 under the head of "Railways," a

large sum on account of interest paid to the Main Line Railway Company having been finally brought to account in the year 1879, which did not appear in the following year. Other minor decreases occurred in regard to Ecclesiastical charges, Charitable Institutions, Gaols, Defences, Mines, Municipalities, Road Districts, and Miscellaneous, and some other items of Expenditure. On Customs and Excise the establishment of the Beer and Real and Personal Estates Duties caused an increase of £962; on Public Works there was an increase of £12,623; on Lands and Surveys, of £1135; on Interest, of £4573; and on some others, of trifling amounts.

The money market in 1880 was subject to more than ordinary changes. The Exchange with London continued the same as in the previous year. There was no change also in the rates as between this and the other Colonies, except that both the purchasing and selling price of bills relating to New Zealand was $\frac{1}{4}$ per cent. lower. Course of Exchange, p. 88.

The rates of discount for bills continued till 23rd August as they had been in 1879, namely at 8 and 9 per cent.; after that date they were reduced to 7 and 8 per cent., according to currency.

The rates of bank interest which in 1879 had been 4, 5, and 6 per cent., for deposits at 3, 6, and 12 months respectively, continued the same till the 11th February. They then fell to 3, 4, and 5 per cent.; and on the 22nd August had a further fall to 2, 3, and 4 per cent.,—the rates which prevailed ten years since. At the time of writing—the middle of 1881—the highest rate of Bank interest on deposits is 3 per cent.

This fall in the rate of interest must have one of two effects—it must either force capitalists to search for new modes of investment within the Colony, and thus open up new fields of profitable industry; or it must drive capital out of the Colony to places where higher rates prevail, or where there are more favourable opportunities of employing capital.

The business of the Banks in 1880 as compared with that of the preceding year, shows a satisfactory increase. The average assets and liabilities for those years was— Banks, pp. 89-90.

	<i>Assets.</i>	<i>Liabilities.</i>
1880	£2,206,650	£2,245,712
1879	2,125,539	2,060,123
Increase	<u>81,111</u>	<u>185,589</u>

The rate of increase per cent. was—on assets, 3·82; on liabilities, 9·01. The increase on the assets and liabilities *in the last quarter* of 1879, as compared with those of 1878, was 2·68 and 5·66 per cent., respectively. Notwithstanding that the inducements to holders of capital to deposit it in the Banks diminished as the year 1880 wore on, the amount of specie and bullion increased from £345,369 in the first quarter, to £490,769 in the third, standing at £483,435 in the fourth. The value of notes in circulation was £130,542 in the first quarter, £132,981 in the second, £123,084 in the third, and £122,442 in the fourth. The amount of deposits ranged between £2,120,368 in the first, and £2,122,091 in the fourth quarter. Comparing the specie, notes, and deposits in the last quarter of 1880 and 1879, we have the following differences:—

	<i>Increase or Decrease in 1880.</i>	<i>Rate per cent.</i>
Specie and Bullion	+ £159,810	49·39
Notes in circulation	— 3388	2·69
Deposits	+ 138,497	6·98

The increase on Gold and Coin was thus about seven times that on the deposits.

The liabilities of the Banks are now about three times as much as they were ten years ago; the assets nearly twice as much. The deposits, which are now over £2,000,000, were then about £650,000; while the stock of metallic money has increased from £173,000 to £483,000 in the same space of time.

The Savings Banks had a moderate increase on their business in the past year. The number of accounts open on 28 February, 1881, was 13,520, being only 392, or 2·98 per cent. more than it was at the same time in 1880. Savings Banks, pp. 91-2.

During the year ended 28 February last, 1110 new accounts were opened, and 812 closed. In the previous year the numbers were nearer together, 946 accounts only having been opened, and 904 closed; so that the difference is in favor of the later period. In

1873 (when the information was first given in the Statistics), the ratio of depositors to population at the beginning of the year was 8·68 per 100; at the beginning of the present year it was 11·78 per 100: that is, while only about 1 in 11 was a depositor in the earlier year now about 1 in every 8 has his account at the Savings Bank. There are other indications also of the growth of more thrifty habits among the people, such as the increase in the members of Friendly Societies, in the business of the Building Societies, and in the establishment in Hobart and other parts of the Colony of Penny Banks. These latter are capable of doing a vast amount of good, if they were worked energetically, and if the poorer classes could be induced to avail themselves of them to the utmost. The total amount to credit of depositors at the latest date was £310,081, which was £11,879, or about 4 per cent., more than in the preceding year.

The total amount deposited in 1880-1 was £191,157, and the amount withdrawn £179,278, giving an addition to the savings of the people of £11,879. In 1879-80 the deposits were £174,925, and the repayments £185,112, the latter being £10,187 in excess, in consequence probably of the higher interest obtainable in the ordinary banks. The average amount standing to the credit of each depositor in 1881 was £22 18s. 8d., being 4s. 4d. more than in 1880.

Comparing the figures for 1873 with those for 1880-1 we find the following increases:—

	<i>Increase.</i>	<i>Rate per cent.</i>
Number of accounts	4583	.. 51·28
Total amount to credit of Depositors.....	£75,100	.. 31·96
Amount deposited during the year	£50,252	.. 35·66

Thus it appears that the number of accounts has increased more rapidly than the amounts; so that, unless a large number of depositors have multiplied their accounts, (which is hardly possible to that extent), the addition must have consisted of persons of smaller means than formerly, showing that the banks were becoming more appreciated and used by the class for whose benefit they were more particularly designed. This is further shown by the fact that the average amount standing to the credit of each depositor declined from £26 5s. 10d. in the earlier year to £22 18s. 8d. in the later. The accounts were thus more numerous, but the average amount of each was smaller—the total sum collected from the people being, as it were, spread over a larger area.

Post Office
Money Orders¹
pp. 93-4.

The Money Order System is another means of indicating the progress of the people. During the year 1880, it was extended to 30 additional places. The number of orders issued and paid from 1877, when a great advance took place, with the increases, is shown below:—

	<i>Issued.</i>		<i>Paid.</i>		<i>Total Transactions.</i>	<i>Increase.</i>
1877	13,068	..	8544	..	21,612	.. 5808
1878	15,237	..	9983	..	25,220	.. 3608
1879	17,065	..	11,024	..	28,089	.. 2869
1880	19,202	..	13,862	..	33,764	.. 5675

It is a significant fact that, on comparing the principal transactions (as shown by the number issued) for the last two years, we find the greatest increase on those within Tasmania itself, as will appear from the following figures:—

	<i>Increase per cent.</i>
Tasmania	30·55
New South Wales	Decrease.
United Kingdom	3·30
Victoria	6·52

Public Debt,
pp. 95-6.

The Public Debt of the Colony on the 31st December last stood at £1,943,700, having been increased by £156,900 during the year. Of the former amount, £943,700 was bearing interest at 6 per cent., £300,000 at 4 per cent., and the remainder, £700,000, at 5 per cent. The amount of liability per head of the estimated population on that day was £16 18s. 8½d. The amount of interest paid during the year on the permanent debt was £96,704 5s. 7d., being at the rate of 16s. 10½d. calculated in the same way.

Taxation,
p. 97.

The amount of taxation on account of the general Government in 1880 was, in even money, £304,546, which was derived from the following sources:—Customs, £219,148; Excise, £10,814; Licences, £14,151; Stamps, £12,211; Probate Duty, £8572; Real and Personal Estates Duty, £31,816; Rural Police Rate, £5140; Tolls (rent of), £760; Scab Act Fund, £1934.

The Customs formed 71·96 per cent. of the total revenue; the Excise, 3·55; Licences, 4·65; Stamps, 4·01; Probate Duty, 2·81; Duty on Real and Personal Estates, 10·45; Rural Police Rate, 1·69; the remaining items contributing only 0·88 per cent. between them.

The local taxation amounted to £75,470, of which £53,156 were received by the Municipalities, £11,612 by the Marine Boards, £10,550 by the Road and Bridge Trusts, and £152 by the Rabbit Trusts.

The rate per head of the mean population was—for the general Government, £2 13s. 7½d.; for local purposes, 13s. 3¼d.; for both, £3 6s. 10½d.

V.—ESTABLISHMENTS AND INSTITUTIONS MAINTAINED OR ASSISTED BY GOVERNMENT.

The returns of the Post Office show a large increase in the business of the Department in 1880. The number of Post Offices and Receiving Houses was 201; of persons employed, 317; of miles of post roads, 1831; of miles travelled by post conveyance, 678,968; of letters received and despatched, 2,682,329; of packets, 149,967; and of newspapers, 2,195,733. The rates per cent. of increase in 1880, as compared with 1879, were these:—On the number of Post Offices, 1·51; on the persons employed, 2·92; on the miles of road, 6·45; on the mileage travelled, 3·18; on the number of letters, 8·77; on packets, 16·85; and on newspapers, 7·59.

Post Office,
p. 132.

The revenue in 1880 was £19,484; the expenditure, £27,154 1s. 8d.; the increase on revenue being £1,684; on expenditure, £478 15s. 7d. In 1879 the excess of expenditure was estimated to be £8875; in 1880 only £7670. In April, 1880, postage stamps were no longer allowed, as formerly, to be used for the purposes of the Stamp Act; and from that time the revenue from the Post Office has been separated from that which is obtained under the Stamp Act.

The returns for the two years may be further compared thus:—

		<i>Inland.</i>	<i>Ship.</i>	
			Received.	Despatched.
Letters	{ 1880	1,961,918	383,293	337,118
	{ 1879	1,774,207	372,430	319,472
Increase.....		187,711	10,863	17,646
Packets	{ 1880	88,609	48,246	13,112
	{ 1879	70,470	46,099	11,777
Increase.....		18,139	2147	1335
Newspapers	{ 1880	1,601,749	345,678	248,306
	{ 1879	1,429,341	334,433	277,128
Increase.....		172,408	11,245	—
Decrease		—	—	28,822

The decrease in newspapers concurrently with an increase in letters and packets is remarkable. The Secretary to the Post Office attributes it to the fact that two newspapers, one in Hobart and one in Launceston, ceased to be published in the course of the year.

The same activity which prevailed in the business of the Post Office, was also found in that of the Electric Telegraph. The number of stations increased from 62 to 64; the persons employed from 74 to 76; the number of miles of poles from 731 to 745; and the number of miles of wire from 949 to 963.

Electric
Telegraph,
p. 133.

The paid messages in 1880 were 81,796, or 16,607 more than in 1879; the unpaid 26,934, or 291 more; the total number, paid and unpaid, being 108,730, or 16,898 more. The revenue was £5008 6s. 7d., or £783 4s. 2d. more; the expenditure £6464 19s. 3d., or £316 16s. 8d. more, the increase of revenue, as in the case of the Post Office, being greater than that of the cost.

The expenditure as before stated does not include the subsidy of £4200 paid on account of the submarine cable from Tasmania to Victoria, which is the property of a company.

The rates of increase per cent. were as follows:—on the paid messages, 25·47; on the unpaid, 1·09; on both taken together 18·40; on the revenue 18·53; and on the expenditure, 5·15.

On the paid messages between places within Tasmania the rate of increase in 1880 was 15,758, or 30·80 per cent. ; on the messages between Tasmania and other countries, passing over the Government lines, 849, or 6·05 per cent. ; on the unpaid messages on public service, 291, or 1·56 per cent.

Launceston and Western Railway, pp. 134-6.

The Launceston and Western Railway also gave indications of an improved condition of the colony. The total receipts (including £5350 10s. 4d. paid by the Main Line Railway Company for the privilege of running over a part of the line between Launceston and Evandale) were £23,560, against £21,584 in 1879, the increase being at the rate of 9·15 per cent. The gross earnings per mile open were £523 12s. in 1880, and £479 12s. in 1879; and per train mile, 4s. 6d. and 4s. 3½d. respectively.

The working expenses were £17,456 in 1880, and £18,699 in 1879, being at the rate of £334 14s. per mile worked in 1880, and £360 8s. in 1879, and 3s. 4d. and 3s. 8½d. per train mile respectively. The proportion of working expenses to gross earnings was 86·82 per cent. in 1879, and only 74·09 in 1880. While the revenue was larger in 1880 than it had ever been before, the proportion of expenditure to revenue was smaller. The profit on working, which was £6104, was the largest which has yet been made, the next largest having been £4509, in 1878.

The whole of the increase in profit came from the goods traffic, as will be seen by the figures which follow.

The number of passengers who used the railway was 102,918 in 1880, and 103,256 in 1879, giving a decrease in 1880 of 338. The average distance travelled by each was 17·33 miles, against 17·63 in 1879.

The tonnage of goods conveyed was 20,762 in 1880, against 16,363 in 1879; the difference being at the rate of 26·88 per cent. As between 1880 and 1876 the increase was only 132 tons, but the traffic in 1880 was greater than in any previous year since 1875.

The train mileage was 104,473 in 1880, against 100,624 in 1879, and 89,101 in 1876; the increase per cent. as between 1879 and 1880 being 3·82, and as between 1880 and 1876, 17·25 per cent.

Marine Boards, p. 137.

The Marine Board had a Revenue in 1880 (in round numbers) of £12,870, and an Expenditure of £10,607. The receipts were somewhat under those of 1879, and the outlay was also less, while the balance carried on to the following year was greater.

Light-houses, p. 137.

The Light-house fund (under the management of the Hobart Town Marine Board) amounted to £4,547 in 1880, being less by £2081 than in 1879, the decrease being caused by the diminution in the amount received from other Governments in aid of maintaining the lighthouses.

Salmon Breeding Establishment, p. 137.

The Salmon Breeding Establishment continued, as in former years, to supply other countries and other parts of Tasmania with ova and fry of the salmonoids. The following Return, furnished by the Secretary to the Salmon Commissioners, shows the numbers distributed in 1880, and the amount received for them, as well as for fishing licences.

RETURN of the Distribution of Ova and Fry from the Breeding Ponds, River Plenty, during the Year.

OVA.	
Victoria	14,000
South Australia	5000
New South Wales	2000
New Zealand	2000
	<u>23,000</u>

FRY.

Dunorlan	300
Launceston	500
Rivers in County Glamorgan	450
Emu Bay	500
River Plenty	600
	<u>2350</u>

RECEIPTS.

	£
Sale of Ova	105
Fishing Licences, Season 1880-81	191
	<u>£296</u>

The Charitable Establishments maintained by the Government in 1880 were the following:—General Hospitals at Hobart and Launceston, Hospital for Contagious Diseases (Lock) at the Cascades, in the suburbs of Hobart, and Asylums for Paupers at Brickfields, New Town, and Launceston; and Hospitals for the Insane at the Cascades and New Norfolk.

Government
Establish-
ments, pp.
138-145.

The average number of persons maintained in these Establishments in the last two years was as follows:—

		1880.		1879.
Hospitals.....	{ Males	95	..	90
	{ Females	62	..	55
		<u>157</u>	..	<u>145</u>
Hospitals for the Insane .	{ Males.....	193	..	195
	{ Females	110	..	106
		<u>303</u>		<u>301</u>
Pauper Asylums.....	{ Males.....	691	..	1073
	{ Females	156	..	150
		<u>847</u>	..	<u>1223</u>

In the Hospitals (including the Insane) it appears the patients increased by 14; in the Pauper Asylums, on the contrary, there was a large decrease (376).

The number of inmates at the beginning and end of the year was—

	<i>In-patients, Hospitals.</i>		<i>Insane.</i>		<i>Paupers.</i>
At beginning of the year	145	..	343	..	814
At end of year	141	..	342	..	808
Decrease	<u>4</u>		<u>1</u>		<u>6</u>

The number of cases of out-patients treated in the Hospitals in the last two years was—

	1880.		1879.
Males	1087	..	1187
Females	1418	..	1341
	<u>2505</u>		<u>2528</u>

The difference (23) being in favour of the later year.

On comparing the average number of persons in the establishments mentioned above in 1880 and 1871—ten years previously—we find that the hospital patients have decreased from 216 to 157; but that there has been an increase of lunatics from 213 to 303, and of paupers (not including children formerly in the Queen's Asylum and now boarded-out, the number of whom in 1871 was 354) from 750 to 847.

The Gaols and Penal Establishments contained at the beginning of the year 1880, 338 prisoners; and at the end of the year, 298, or 40 less; the average number maintained

during the year being 335, against 350 in 1879 and 641 in 1871. One, if not the sole cause of this diminution of the number of criminals and increase of paupers and insane, is no doubt the gradual passing away of a class which formerly constituted a large proportion of the population; the remains of which have a tendency, with increasing age, to migrate from the gaol into the poor-house or the lunatic asylum.

Of the average number of prisoners in 1880, 142 were employed in hard labor inside the prison, 96 in hard labor outside; 23 in other ways; and 64 were not employed.

The punishments inflicted in that year were—irons, 1; solitary imprisonment, 62; other punishments, 32.

The whole number of offenders dealt with in the Gaols within the year (including those remaining from previous years), was 1987, 1327 being males, and 660 females. It was 1·75 per cent. of the mean population, or 1 in 57.

In the following table the numbers are ranged according to the frequency of conviction, the per centage being in proportion to the whole number:—

	<i>Males.</i>	<i>Females.</i>	<i>Both.</i>
First conviction	16·88	11·97	15·25
Second ditto	26·00	11·52	21·19
Third ditto	17·71	8·33	14·59
Fourth and upwards	39·41	68·18	48·97

Thus it appears that taking both sexes together, about one-half were convicted for the fourth or more times; 14 per cent. were convicted for the third time; 21 per cent. for the second time; and 15 per cent. were offenders for the first time. The first convictions were in the proportion of 17 per cent. nearly for the males, and 12 for the females. The second and third convictions of males were also largely in excess of those of females; while as regards those who were convicted four or more times, the proportion of females was very much greater than that of males.

Of the patients in Hospitals the largest proportion was between 15 and 25 years of age; the next largest between 55 and 65. Those between 45 and 55 followed next in order; then those between 25 and 35.

Of the lunatics, the majority were of 45 years and upwards.

The paupers as might be expected, were chiefly persons of advanced age, about 63 per cent. being of 65 years and upwards, and 24 per cent. between 55 and 65.

In the Gaols the greater proportion were between 45 and 55; the next largest between 15 and 25. Twelve females were under 10; and 30 males and 3 females between 10 and 15. The numbers and per centages at each age were these:—

	<i>Number.</i>	<i>Proportion per Cent.</i>
Under 10	12	0·60
10—15	33	1·66
15—25	444	22·35
25—35	236	11·88
35—45	212	10·67
45—55	468	23·55
55—65	368	18·52
65 and over	214	10·77
	<hr/> 1987 <hr/>	<hr/> 100·00 <hr/>

As regards Education, out of the whole number of paupers (1689) who were received into the Asylums during 1880, or had been admitted previous to the beginning of the year, and were maintained during any part of it, 678 were unable to read; 319 were able to read only; 688 could read and write; and 4 were of superior education.

In the Gaols, of the whole number (1987), the corresponding numbers were 552, 336, 1088, and 11.

As to birth places, the larger proportion of patients in Hospitals were Tasmanians and Australians, the next largest being natives of England and Wales. From the latter countries came also 1076 out of the 1689 paupers ; and 667 of the 1987 offenders in the Gaols. Of the latter 617 were natives of Tasmania and Australia ; 382 were natives of Ireland ; and 277 of Scotland.

The following was the net cost of the Government Charitable and Penal Establishments in 1880, as contrasted with the cost in 1871 :—

	1880.	1871.
	£	£
Hospitals	10,062	5678
Ditto for Insane	7771	5738
Pauper Establishments	10,193	6941
Gaols	6734	25,196
	<u>£34,760</u>	<u>43,553</u>

Of the cost of the Penal Establishments, £8973 was borne by the Imperial Government in 1871, and the remainder, £16,223, by the Colony. The proportions for the other Establishments for that year are not to be obtained complete from the Statistics. In 1880, the proportion of the cost of all the above Establishments borne by each Government was—Imperial Government, £4530 ; Tasmanian, £30,229. Part of the decrease in the expense of Gaols at the present time, as compared with 1871, is due to the fact that in the earlier year the Penal Establishment at Port Arthur had not been broken up, and that the expense of maintaining the inmates became considerably reduced when they were transferred to Hobart.

In addition to the cost of the Pauper Asylums there was the expenditure for out-door relief, which in 1880 was £10,162, making the total sum disbursed on account of pauperism, £20,355. In 1871 (ten years previously) the total amount was £13,998.

The Establishments of a charitable nature assisted by the Government were the Hospital Campbell Town, the Boys' Home, the Girls' Industrial Schools, the Ragged Schools, and the Benevolent Societies. Establishments assisted by Government; pp. 146-7.

In the Campbell Town Hospital 43 cases were treated during the year, of which 38 were discharged, 3 died, and 2 were remaining at the end of the year.

The Boys' Home had 31 inmates at the beginning of the year, 7 were admitted during the year, 8 were discharged, and 30 were left at its close.

The Girls' Industrial Schools at Hobart and Launceston had 52 inmates at the beginning of 1880, admitted 10, discharged 14, and had 48 in their charge at the termination of the year.

In the number of children taught at the Ragged Schools there was a decrease of 36 in 1880 as compared with 1879, the numbers being—1879, 601 ; 1880, 565. The average daily attendance in 1880 was 393, against 435 in 1879.

The Benevolent Societies afforded relief to 724 persons in 1880, being 18 less than in the preceding year. In Hobart the adult males were 23 less, the adult females 10 more, the children 7 less ; in Launceston under the permanent class the adults of both sexes were fewer, the decrease on both being 26 ; but in the occasional class there was an increase of 13 in the adult males, of 9 in the adult females, and of 11 in the children.

The assisted Institutions consist of three classes—1. Charitable ; 2. Educational ; and 3. Scientific.

The revenue (not including balance from previous year) of these in 1880 was as follows :—1. *Charitable*, £4530, of which £1266 was derived from private subscriptions, £2061 from the Government, and £848 from miscellaneous sources ; the private subscriptions being to the Government grant as 61.40 to 100, the lowest proportion being 33.23, and the highest 192.41, or nearly double : 2. *Educational*, (Ragged Schools), £646, which was made of £133 from private subscriptions, £502 from government, and £10 from other sources, the subscriptions being to the Government grant in the proportion of 26.45 to 100 : 3. *Scientific* (of which the Royal Society of Tasmania was the only representative), £1067, the subscriptions and government aid being respectively £322 and £650, and £95 being derived from other channels, the subscriptions being nearly 50 per cent. of the State Grant.

New Town
Farm, p. 148.

The New Town Farm during the year 1880 cost the Colony £546 9s. 4d.: £213 19s. 4d. was received in cash from the sale of Stock and produce; and it supplied to other Government Establishments 84,084 pints of Milk and 24,985 lbs. of Vegetables, valued at £748 0s. 5d.; leaving a profit of £415 10s. 5d., which was £78 2s. 1d. in excess of that made in 1879.

Volunteers,
p. 149.

The Volunteer Force on 31 December, 1880, consisted of 684 officers and men, or 30 fewer than in 1879. The Northern division numbered 246, the Southern 429, exclusive of the Permanent Staff. The force consisted of Cavalry 42; Artillery 267; Rifles 366.

Road Trusts,
pp. 150-1.

The Road Trusts were 73 in number in 1880, and had 4160 miles of road under their control. They received in rates during the year (omitting fractions) £10,151; from Government £9558; and from other sources £1906; making, with balance from previous year, a total revenue of £31,856. Their expenditure was—on roads £18,981; on salaries and commission £1219; on other matters, chiefly repayment of overdrafts, £5981; the total being £26,181.

The Main Roads Act, 1880, which came into operation on the 1st March, withdrew the control and maintenance of all the roads therein declared to be Main Roads, and of all bridges with two exceptions, from the Road Trusts, and vested them in Boards created by the Act, to be kept in repair out of funds provided by Parliament for the purpose. To ascertain the total cost of the maintenance of the roads during the year, the amount expended by these Boards should be added to the outlay of the Road Trusts; but I have not been able to obtain it.

Municipali-
ties, pp. 152-
3.

The revenue of the 21 Municipalities was as follows:—Rates, £45,866; from Government, £6957; licences and dog tax, £3339; fees and other receipts, £38,018; making, with balance brought forward, £96,671. The expenditure was £94,156, of which £23,497 was for police, and £8390 for other salaries.

The revenue increased during the last ten years by 81 per cent,—the number of Municipalities remaining the same,—and the expenditure 56 per cent.

Valuation of
Property, p.
154.

The annual value of landed property throughout the Colony, as shown by the Valuation Rolls in 1880, amounted to £708,348, which was higher by £25,271 than in 1879. The increase in the course of the last ten years has been about 13½ per cent. In the two principal Towns—Hobart and Launceston—the increase was 24 per cent.; in the Rural Municipalities only about 3 per cent.; and in the Police Districts (in which the principal gold and tin mines are situated) 33 per cent.

Police.

The Returns of the Police Establishments have not been received.

VI.—CROWN LANDS, AGRICULTURE, &c.

Crown Lands
leased, p. 156.

The area of land (not including mineral land) rented from the Crown has not been so large as it was in 1880 since 1862. It was then 1,814,291 acres; in 1880 it was 2,554,918 acres, or 740,627 acres more. It has been increasing year by year from 1874, when it was only 545,848 acres.

The quantity of land rented from the Government in the course of the year 1880 was 635,751 acres, the rental of which was £1532. It was nearly seven times the quantity rented in 1879.

Crown Lands
sold, pp. 156-
7.

The return of land sold shows an increase in the town allotments, but a decrease in the country lots. The number of lots of town lands was 254, the area 837 acres, and the purchase money £5042. In 1879 the number was 209, the area 724 acres, and the amount of purchase money £7294. The average price per acre for towns lands in 1880 was £6 0s. 6d.

The following were the numbers of country lots, the amount for which sold, and the average price, in the last two years:—

	No. of Lots.	Acres.	Amount.	Average Price per Acre.		
			£	£	s.	d.
1879	578	52,880	68,969	1	6	1
1880	511	37,913	50,337	1	6	7

The breadth of land alienated up to the end of 1880 was 4,232,870 acres, leaving 12,545,130 acres still remaining as the property of the State.

There were granted in that year under immigration certificates 675 acres, the area being less by 222 acres than in 1879. Land granted, p. 157.

The past year was one of great activity in mining speculation; and the result was a large increase in applications for land of an auriferous character, as will be seen from the figures which follow:— Auriferous land, p. 159.

	1880.	1879.
Number of gold leases applied for	216	42
Area of ditto, acres	1752	378
Number in force at end of year	101	77
Area of ditto, acres	999	757

The number of such leases executed in 1879 (30) was extremely small as compared with the number applied for. In 1879 42 were applied for, and 44 executed; the inference being that there was more ground taken up for mere speculative purposes in the later than in the earlier year.

Only 49 Business Licences were issued in 1880, against 72 in the year before; and only 2123 Miners' Rights, against 2690 in the latter year.

The amount of fees received under the Gold Fields Regulations in 1880 was £4355, or £2285 more than in 1879.

The demand for mineral lands (principally for tin mining) was brisk in 1880.^a The numbers of leases granted in that and the preceding year are compared below. Mineral lands, pp. 160-1.

	No. of Leases.	Area, acres.	Rental.
1880	175	5635	£1359
1879	72	3145	746

The number of leases in force on the last day of these two years was—

	No.	Area, acres.	Rental.
1880	432	21,600	£5214
1879	392	25,144	6098

Last year the Agricultural and Live Stock Returns were published on 1st June. In the present year they could not be got out before the 5th July, and even then the required information had not been supplied by one producer in the district of Westbury. I was not aware until the last, of the true cause of the delay in this and one or two other districts, or I should have endeavoured to apply a remedy. Next year I purpose, with the approval of the Government, to give special instructions to the Collectors to report any case of refusal or neglect to furnish information, in order that proceedings may be taken against the offender under "The Statistical Returns Act" for his default. If one or two examples of this kind were made it would doubtless have a very salutary effect, and very greatly accelerate the sending in of the schedules. Agriculture, pp. 162-9.

The quantity of land under Wheat in the season of 1880-1 was returned as 50,022 acres, being 4831 acres more than in the preceding season. In 1879-80 only 14,180 acres were reaped by machine; in the following season 24,566 acres were thus reaped, the increase being about 73 per cent. The perfecting of a machine capable of binding as well as reaping cannot fail to have a very important influence upon agriculture. The increase in the use of mechanical means of harvesting the crops has, even in past years, been remarkable; and with the present improved appliances it will certainly be, if possible, still greater. In 1871-2, the proportion of Wheat reaped by machine was not quite 6 per cent. of the whole crop, while slightly more than 94 per cent. was reaped by hand. Last season 49 per cent., or nearly half, was reaped by machine.

In the last season 8297 acres were in Barley, being 1726 more than in 1879-80. The land in Oats was less, being 19,853 acres, against 37,250. As regards Pease, Beans, and Tares, there was but little alteration. Potatoes covered an increased space, the acreage in 1880-1 being 10,421 acres, as against 9762 in 1879-80. Root crops (Turnips, Carrots, Mangel Wurzel, and Onions) occupied 3370 acres in the earlier, and only 2298 acres in the later year. Artificial Grasses for seed also declined in favor, the acreage being 3553 and 2639 in the corresponding years. Hay showed a decrease from 35,638 to 31,615 acres; "other crops" from 375 to 280 acres. Hops had an increase from 548 to 568 acres; Flax also an increase from 8 to 29 acres.

The land appropriated to Gardens and Orchards decreased from 6559 to 6459 acres; while that under Green Forage increased from 1193 to 1687 acres.

On the total breadth of land in crop there was a decrease of 15,771 acres, the figures being 156,559 and 140,788 respectively. The growth of Grasses for pasture continued to increase, the acreage in 1879-80, being 117,666, and in 1880-1, 132,969. In fallow land there was a very slight increase in the past season. Of "all other cultivated land" there were 66,399 acres in 1879-80, and 73,100 in 1880-1. The total land under cultivation of every kind in 1880-1 was 373,299 acres, being 6388 acres more than in the preceding year. The quantity of new land broken up in 1880-1 was 1952 acres, or about 44 per cent. more.

The crop of cereals, roots, as also of Pease, Beans, Grass Seed, Hay, and Hops, last season fell far short of that of 1879-80. The yield of Wheat fell from 1,042,999 to 750,040 bushels,—a reduction of 28 per cent.; that of Oats from 1,065,847 to 439,446 bushels, the difference being nearly 59 per cent.; that of Hops from 738,616 to 644,273 lbs., the decrease being 12.77 per cent. The Potato crop was slightly better. Linseed increased from 3896 to 14,662 lbs., Apples from 140,277 to 155,237, and Pears from 19,340 to 22,086 bushels.

The wheat crop of 1880-1 will give about 6.60 bushels per head of the mean population, or allowing for seed, say 5.70 bushels. The average yield of cereals in 1880-1 was as follows:—

	<i>Bushels per Acre.</i>
Wheat.....	14.99
Barley.....	20.38
Oats.....	22.13

The average for wheat was lower only four times in the last twenty-four years, namely, in 1864, 1867, 1868, and 1871; that of Barley and Oats was considerably below the ordinary standard, but not so much so as that of Wheat. The produce per acre of nearly all other crops was also below the average.

Taking into account the short yield of last season, the extraordinarily low return in South Australia, the scanty supply of breadstuffs in Victoria* and elsewhere, there ought to be a considerable extension of agricultural operations and an improvement in the condition of the farmers in the coming season.

Prices, pp.
165-8.

The prices of agricultural products last year were on the whole somewhat above those of 1879-80. Wheat was $\frac{3}{4}d.$, Oats $\frac{1}{2}d.$, Rye $8\frac{1}{4}d.$, Beans $1\frac{1}{2}d.$, Tares $\frac{3}{4}d.$ per bushel higher; Hay was higher to the extent of 8s. $11\frac{1}{4}d.$ per ton, and Apples and Pears were also slightly in advance; Barley was 1s. $2\frac{1}{4}d.$, and Pease 2d. per bushel lower. Roots were all lower, Potatoes by 4s. $0\frac{1}{2}d.$, Turnips 1s. 2d., Carrots 5s. $2\frac{1}{2}d.$, Mangel Wurzel 1s. $3\frac{1}{2}d.$, Onions 14s. $5\frac{1}{2}d.$ per ton.

Comparing the prices in 1880-1 with those of 1874-5, a year of abundant crops, we find a serious decline in most articles, except fruits—particularly in Barley, Oats, Onions, Hay, and Hops,—all with one exception important productions.

Agricultural
Machinery,
pp. 166, 169.

As regards the use of machinery for agricultural operations, the movement is decidedly onward. Although the tendency is not in favour of tillage, what work of that kind is done is performed with better appliances than formerly. Thus for breaking up the soil there was an increase last year as compared with 1879-80 of 35 horse hoes, grubbers, and scarifiers, of 53 subsoil ploughs, of 57 double furrow ploughs; for harvesting the crops, an increase of 33 reapers and binders, of 70 reapers and mowers,—which are in process of superseding the less convenient reaping and mowing machines of the older type, in which there was a decrease of 22,—and of 10 hay rakes (horse). In regard to some machines there was a decrease, but this was probably in consequence of the area under crop being more contracted, and the produce being deficient. With an improvement in these respects, the implements which retired out of sight last year, as not being required to be brought into use, would again appear in full activity, and would take the place in the returns from which they have temporarily withdrawn.

As an instance of a progressive tendency, it may be mentioned, that in 1872 there was not a single double furrow plough returned. At the present time there are 333, beside 12 treble furrow.

* Since this was written the returns for Victoria have come to hand, showing an average for that Colony for the year ended 31 March last, per acre, of Wheat, 9.95; Oats, 17.61 bushels; Potatoes, 2.79; Hay, 1.20 tons.

Comparing the number of Live Stock returned for the last two years, we find an increase only in Horses, Mules, and Pigs. In other animals the number had diminished. Live Stock, pp. 170-1.

Of horses there were 24,593 in March, 1880, and 25,267, or 674 more, in 1881; of horned cattle 129,317 in 1880, and 127,187 in 1881,—the decrease being 2130; of sheep 1,835,970 in 1880, and 1,783,611 in the present year,—the decrease being 52,359. Goats numbered 2278 in 1880, and 1748, or 530 less, in 1881; mules 6, or 2 more, in the latter year; asses 5, or 6 less; and pigs 48,029, or 9419 more.

During the year 1880 the imports of Live Stock were—cattle, 1708 head; sheep, 11,193; pigs, 700; and horses, 29. The exports were—horses, 101; sheep (for breeding purposes), 385; goats, 52; and pigs, 83. On the cattle imported there was an increase, as regards the previous year, of 232; and on the sheep a decrease of 1939.

There were slaughtered at the public slaughter-houses at Hobart and Launceston (no means exist of ascertaining the number in the country districts) in 1880, sheep and lambs, 89,203; horned cattle, 8319; pigs, 4740. The sheep were 4968 less than in 1879, the cattle 235 more, and the pigs 223 less.

Tasmanian-bred sheep continue to be held in much repute in the Australian Colonies for stud purposes. It is stated that at a sale lately held at Sydney one ram, seven years old, which in 1874 brought 680 guineas, again changed hands for 604 guineas. One lot of 21 rams ranged from 123 to 201 guineas, the average being $107\frac{1}{2}$ guineas; another of 20 averaged $66\frac{1}{2}$ guineas; and a third of 21 ranged from 26 to 166 guineas, and averaged 65 guineas per head.

The Collectors' reports as to matters agricultural and pastoral in their several districts speak of the injury to crops in various parts by drought, rust, and grub. The ravages of the last were so serious in the Selby District, that some persons are stated to have allowed their gardens to relapse into a state of nature. While some parts of the Colony were suffering from drought, in Glamorgan there was a superfluity of moisture, so that the crops could not be put in. In the Hamilton District the hops were attacked by the red spider, and some growers had their plants dug up in consequence. Collectors' Reports, pp. 215-8.

The Collectors at Bothwell and Green Ponds speak of the rabbits as very troublesome in spite of the efforts made to keep them down. At the former locality they are said to be increasing very fast.

The general tone of these reports is encouraging. We read in them of improvements in the breeding of stock, of the increasing use of manure—especially bone-dust, which is growing into favor in preference to guano—and machinery; and of the employment of underground drainage in two districts with the best results. The culture of flax was introduced at Campbell Town and Deloraine; and that of tobacco (presumably for human use) by Chinese at Invermay. Some interesting facts are given as to the beneficial effects of the employment of machinery. Thus the Collector for Clarence says:—"Double-furrow ploughs are extensively used by the farmers—an implement unheard of ten years ago in this district; likewise the reaper and binder. Only for these labor-saving implements and machines, a great deal of land would have to be laid down to grass." A curious consequence of the use of the latter machine at Longford was, that the supply of labor for harvesting purposes last season was more than equal to the demand. All the Collectors who mention the reapers and binders speak of them in terms of unqualified commendation. With the double and treble furrow ploughs to turn up his land more expeditiously, and the means of reaping and binding his crops by machinery, and so diminishing the cost of production, the farmer is placed in a better position to meet the decline in prices which has taken place, and may in some cases be able to make as much profit as he did under a less economical mode of production when prices ruled higher.

Grazing is reported to be increasing in Selby, Emu Bay, Russell, and Portland. At the last named locality the proximity of the tin mines creates a good market for fat stock; and a considerable quantity of new land has in consequence been broken up during the past year, a large portion of which has been laid down in English grasses. There is said to have been a brisk demand for crown land in the vicinity of the Duck River and Mountagu.

Fruit-growing in the Huon district is reported to be superseding the cultivation of cereals, the moist climate being better adapted for the former. The remarks as to the apple crop of last season are worth extracting. They are these:—"The apple crop is this season a grand success, the returns this year being estimated at 47,698 bushels, against 34,800 for last year, showing an increase of over 13,000 bushels. This, I firmly

believe, is very much under the actual produce, as there are yet thousands of bushels unpicked; and from my own personal inspection of several orchards, I feel confident there will at least be five or six thousand bushels more than stated, the orchards, especially in the bottom land, being literally packed, similar to a "string of onions."

VII.—LAW, CRIME, &c.

Commitments,
p. 174. The number of persons committed for trial in 1880 was 129, being 15 more than in 1879. The males were 108, the females 21. The offences against the person were 5 fewer than they were in 1879, but in those against property there was an increase of 20.

Indictments,
&c., Superior
Courts, *ib.* In the Superior Courts, 107 persons were dealt with, or 2 more than in 1879; and 98^o tried, of whom 73 were convicted, and 25 acquitted. Of these only 1 was indicted for murder; 6 were charged with indecent assaults on females; 1 with an unnatural crime; 16 with other, unspecified, offences against the person; 54 with offences against property; and 29 with miscellaneous offences. In 1879 the offences were these—murder and attempts, 6; concealment of birth, 2; rape, &c., 10; indecent assaults on females, 1; unnatural crimes, 3; all other offences against the person, 19; offences against property, 37; and miscellaneous, 27. The calendar of 1880 thus contrasts very favorably with that of the preceding year, there being a decrease of 5 on the murder cases; and 2 on the unnatural crimes and rape cases; concealment of birth, none; miscellaneous offences, 2 less. There was, however, an increase of 5 on the indecent assaults on females, and 17 on offences against property. Thus, while crime of the graver kinds was much less common in 1880 there was an increase in offences of a minor description. The increase on the whole number was at the rate of 1·9 per cent. only—less than the increase of the population.

Of the 98 cases tried in the superior Courts, 81 were felonies and 17 misdemeanors; the felonies being 6 more, and the misdemeanors 4 less than in 1879.

Executions, *ib.* There were no executions in 1880. Only 3 persons have suffered the extreme penalty of the law in the last ten years.

Magisterial
Cases, pp.
175-7. The cases brought before the inferior Courts in 1880 were 8336; 6598 being males, and 1738 being females. These were thus disposed of: convicted, including lunatics, 6685 (1377 resulting in orders for payment of money; the great majority being cases of non-payment of rates to the general government or local bodies); committed for trial, 117; discharged, 817; withdrawn, 717.

The 8336 cases were classified thus: offences against the person, 667; against property, 863; other offences, 6806.

The whole number of offences reported to the police was 8861, of which 525, from want of evidence or other causes, were not prosecuted.

Punishments were inflicted in 6406 cases, 258 offenders were convicted but not punished, and 21 persons were found to be insane.

On comparing the number of persons dealt with by the Magistrates, and also the number summarily convicted by them in the last five years, we find a decrease, notwithstanding the increase of population. On the whole number of persons reported to the police, the decrease was nearly 9 per cent.

Litigation,
pp. 180-1. The amount of Litigation in 1880 was somewhat in excess of that in the previous year. In the Supreme Court in its ordinary jurisdiction, 403 summonses were issued, against 461 in 1879; and 11 causes were tried, being three more than in the latter year. Ten years previously 361 summonses were issued, and 17 causes were tried. In its "Small Debts" jurisdiction the Court had less business in 1880 than in 1879 or 1878. In 1880 the figures were—summonses issued, 92; causes tried, 62; amount claimed (in even pounds), £2009; amount recovered, £862. As compared with 1871, the increases were small, being—on summonses issued, 14; on causes tried, 10; on amount of claims, £966; on amount recovered, £54.

The Courts of Requests in 1880 issued 3967 summonses, tried 2652 cases, and awarded £14,227 out of £23,722 claimed. The increases, comparing the returns with those of 1879 were,—on Summonses, 541; on cases tried, 610; on amount claimed, £1987; on amount awarded, £2368. The increases on 1871—ten years since—were not very much greater. They were—on summonses, 548; on cases tried, 775; on amount

claimed, £6598; and on amount of verdicts, £5937. It will be observed, however, that there is a wide difference between the increases on numbers and amounts: for while the summonses were only 16 per cent. more, the amount of claims was greater by 38·53 per cent; but while in 1871 each case tried represented an average sum of about £9 2s. 5d. claimed and £4 8s. 3d. awarded, in 1880 these sums were £8 18s. 10d. and £5 7s. 3d. respectively. The proportion of awards to claims in 1880 was above the average: it is generally a little more than half; and this rule prevails with a regularity which is rather curious.

The serenity of the Supreme Court of Tasmania is not often disturbed by application from the victims of unhappy matrimonial arrangements to be relieved of their burdens. Whether it be that the course of true love runs smoothly here, or that the disappointed ones are more disposed to take the advice of a well-known moralist, and make the best of a bad bargain, or that they lack energy to make the attempt to free themselves from the galling yoke;—whatever be the cause, there are few communities, probably, which trouble the law courts so little with their conjugal distresses as the people of this Colony. Three petitions (all for dissolution of marriage) were presented in 1879, and only one in 1880. Four decrees for dissolution of marriage, and one for alimony, were granted in 1880 (none in 1879): also protection orders two, against three in 1879.

Divorce, p. 181.

The Probates and Letters of Administration issued in 1880 did not reach the number or amount of those in the year before. In 1880 the number of Probates was 103, the value of property £236,598; in 1879, number 108, value of property £254,162. The Letters of Administration were—in 1880, 30, value of property £23,456; in 1879, 40, value of property £58,795.

Probates, &c., *ib.*

The cases which came before the Bankruptcy Courts were not so numerous in 1880 as they were in 1879, though more so than in any other of the last ten years. The number of petitions from creditors was 13 in 1880, against 14 in 1879; and the number of persons who voluntarily sought relief under the Bankruptcy Act, 49, against 52 in 1879.

Bankruptcies, p. 182.

The number of Mortgages under both systems registered in 1880 was 734; the amount, £373,562. As compared with the year immediately preceding there was an increase of 13 in the number, but a decrease of £845 in the amount. The whole number of mortgages has increased in the last ten years from 393 to 734; the amount from £170,823 to £373,562. As regards the popularity of the two systems I find that while the value of mortgages under the old system has increased from £129,000 (omitting odd figures) to £246,000, that of mortgages under the new system has advanced from £41,000 to £127,000; the increase being in the former case 90·70 per cent., in the latter 209·75.

Mortgages, p. 182-3.

The business of the Lands' Titles Office in 1880 did not reach that of some former years. The number of transactions was 1225, having been exceeded in 1879 and 1878. The value of land dealt with last year was £372,845, which was also less than in those two years. The area of town and suburban land was 1339 acres, and was less than in any year since 1872; that of country land 118,729 acres, which was exceeded in five out of the last ten years. The applications for certificates of title received in 1880 were 117, being one more than in the preceding year; the grants registered 209, against 315; the transfers 329, against 385; and the certificates of title issued 498, against 515.

Lands' Titles Office, p. 183.

The Bills of Sale (including renewals) were also fewer than in 1879, though more numerous than in any other year since they were recorded in the Statistics. The number in 1880 was 273, in 1879, 297, in 1878, 244; the amount in 1880, £86,865, in 1879, £97,141, in 1878, £74,774.

Bills of Sale, p. 184.

There was a very considerable decrease in the number of Grant Deeds enrolled in the past year. It stood at the same point in 1871, when it was 260; it increased by rapid strides to the maximum, 650, in 1874, whence it has successively receded to where it was ten years since. The cause may probably be found in the tendency of agricultural pursuits to retrograde, and of mining to take their place.

Grant Deeds, *ib.*

The Inquests held in 1880 were 115, in 1879, 118. In 1871 they were 162. They have not been so few for many years, if ever. The verdicts returned were,—murder, manslaughter, &c. 1; suicide, 6; accident, 58; want, cold, exposure, &c. 1; causes unspecified, 49. The habit, so common among juries, of returning vague and general verdicts, such as “natural causes,” “the visitation of God,” &c. should be discountenanced whenever the true cause can be ascertained, as it generally can be from the testimony of the medical witnesses; and the press would be doing good service if it would pointedly direct the attention of juries and coroners to the subject. The verdict should state the specific cause, as stated by the medical man who makes the *post mortem* exami-

Inquests, pp. 185-6.

nation, such as "pneumonia," "bronchitis": if the heart be the part affected, "aneurism of the aorta," "pericarditis," "fatty degeneration," &c., and not merely "heart disease": if the brain, "hydrocephalus," "softening of the brain," &c., and not merely "brain disease"; and so for other organs. The present mode of returning verdicts in inquests on deaths is a relic of the dark ages, when vital science was utterly unknown, and ought at once to be abandoned in favour of one more in accordance with the present state of knowledge.

VIII.—EDUCATION, &c.

Public
Schools, pp.
188-9.

The Schools under the Board of Education were the same in number (171) in both 1879 and 1880. In the latter year there were 12,286 distinct scholars on the rolls, the average number in attendance at school throughout the year being 8352, and the average daily attendance 6002. As compared with 1879, there were decreases on the corresponding numbers of 366, 168, and 201 respectively. The number of teachers and assistant teachers in 1880 was 120 male and 144 female, beside whom there were 23 male and 36 female monitors. There was, therefore, 1 male teacher or monitor to every 24 boys, and 1 female teacher or monitor to every 15 girls in average daily attendance.

The average daily number of children in attendance has increased by 815 in the last ten years, the increase being at the rate of 15·71 per cent., while the increase of population was at the rate of 12·18 per cent., so that the school attendance has more than overtaken the growth of the general population. But it was lower in 1880 than in 1879, and even in 1878; so also was the number of "distinct scholars on the rolls during the year"; while the "average number of scholars on the rolls during the year" was below that of 1879, but in excess of that of 1878.

The cost of these schools (including that of administration, £1983 10s. 3d) was £18,011, or £123 more than in 1879; school fees contributed in 1880 towards the cost of education £6254, or £106 more than in 1879. The whole amount provided for education of children in the primary schools by both the State and the parents was £24,265, the amount for each child, calculated on the average daily attendance, being £3 0s. 0½d. from the public funds, and £1 0s. 10d. contributed by the parents, the total being £4 0s. 10½d., against £3 17s. 5½d in 1879.

Council of
Education,
p. 190.

The Tasmanian Council of Education expended £1856 16s. during the past year. Of this sum £62 12s. 3d. was required for cost of administration, £240 17s. 1d. for expenses connected with the Degree of Associate of Arts, £120 for minor scholarships, and £1493 6s. 8d. for the Tasmanian Scholarships.

Exhibitions,
ib.

During the year 12 school exhibitions tenable at the superior schools were awarded, 2 to boys by the Council of Education, and 6 to boys and 4 to girls by the Board of Education. The payments to exhibitors amounted to £702 19s. 3d., boarding allowance to country exhibitors £400, and examiners fees £37 10s.; making a total of £1140 9s. 3d. appropriated in the year for the purpose of maintaining the exhibitions awarded in 1880 and previous years.

The total number of Exhibitions established is 45.

Public
Library,
p. 191.

The Public Library, Hobart had a revenue of £534 8s. 8d., and expended £532 18s. 1d. It had at the end of the year 8390 volumes of books, not including magazines bound, having added 182 works during the year. The number of visitors is stated to have been 25,721, against 29,537 in 1879. The mode of ascertaining the number of visits to this and similar institutions in this City is, however, very imperfect, as many persons pass in and out without leaving any record. If a record be kept at all, it should be done by a self-registering turnstile, such as is used for the purpose in other countries.

Friendly
Societies, pp.
192-3.

Forty-seven Friendly Societies filed returns in 1880, or three more than in 1879. These 47 Societies had 3937 members, or 170 less than in that year; their aggregate receipts were £13,282, or £1370 more; their expenditure was £10,416, or £419 more. Their capital, however, was £822 less, being £30,849 in 1879, and only £30,027 in 1880.

The proportion of receipts and capital, taking even pounds, to each lodge or district, and each member, in 1880 and ten years previously, is shown by the figures which follow.

		1880.			1871.		
		£	s.	d.	£	s.	d.
Receipts.	{ Per Lodge, &c.....	282	11	9½	212	18	9½
	{ Per Member.....	3	7	4½	2	7	7
Capital.	{ Per Lodge, &c.....	638	17	2½	731	8	4½
	{ Per Member.....	7	12	1½	8	3	9½

While the receipts have increased in relation to both lodges and, in a small degree, to members, the capital, that is, the reserved funds, has diminished from £731 8s. 4½d. to £638 17s. 2½d. per lodge, and from £8 3s. 9½d. to £7 12s. 1½d.

Some of the societies still fail to file returns; and although the Statistical Returns Act requires them to do so under a penalty, there is no machinery in existence to take effectual measures to compel them to comply with the law.

To this failure to render their accounts is due this apparent decrease in the number of members in 1880. The following Lodges filed returns in 1879, but not in 1880:—

	<i>No. of Members.</i>
<i>Odd Fellows.</i> —Loyal Tasmanian Primitive	109
<i>Foresters.</i> } Court Sherwood, Launceston	193
} Court Robin Hood, Longford	162
<i>Working Men's Club</i> , Deloraine	118
<i>Druids.</i> —Hearts of Oak	117
	<hr/> 699 <hr/>

On the other hand three lodges, with 215 members, appear in the return in 1880, but not in 1879.

Taking these circumstances into account, the difference between the number of members of the lodges which filed accounts in both years was 314 in favour of 1880.

IX.—VITAL STATISTICS.

The births registered in 1880 were 3739, the largest number recorded in any year since the Colony was founded. As between 1880 and 1879 the increase was 175. Births, pp. 193, 206.

The rate per 1000 of living mean population was 32·90, and has not been exceeded since 1862.

Of the children whose births were registered, 1884 were males and 1855 females; the males being to the females in the proportion of 101 to 100. It is very seldom that the numbers of the sexes are so equal; there is generally an excess of boys to the extent of from 4 to 5 in 100.

The deaths of children under one year of age were to the births within the year in the proportion of 11·23 per cent. This is above the rates for 1879 and 1878, which were 10·77 and 10·71 respectively, but below those of 1875-7, which were 13·11, 16·53, and 11·37 per cent. respectively. The average rate for the five years 1869-73 was 9·45 per cent.

The number of deaths at all ages registered in the year 1880 was 1832, 1058 being males and 774 females, or 144 more than in the previous year. The rate of mortality was 16·17 per 1000 of mean population—higher than it was in 1878 and 1879. It declined from 20·01 in 1875, which was the acme of an extraordinarily unhealthy period, to 15·18 in 1879, and seems to be rising again. Deaths, pp. 197-204, 206.

The proportion of deaths at each age to the whole number of deaths (1828) at known ages was,—

	<i>Per Cent.</i>		<i>Per Cent.</i>
0—1	22·98	40—50	5·58
1—5	9·30	50—60	8·21
5—10	3·39	60—70	12·58
10—20	6·02	70—80	13·57
20—30	6·56	80—90	5·47
30—40	5·42	90 and over	0·92

Comparing these numbers with those for 1879, it appears that in 1880 there was an increased relative mortality in all the periods except those relating to old people, beginning at 50, in which the rate was lower.

The percentage of the different classes of diseases to the whole number of specified diseases assigned as the cause of death in the last two years was as follows:—

	1880.		1879.
I. Zymotic	19.89	..	17.78
II. Constitutional	12.49	..	11.99
III. Local	41.81	..	42.30
IV. Developmental	20.06	..	22.02
V. Violent	5.75	..	5.91
	<u>100.00</u>		<u>100.00</u>

There was thus an increase of 2.11 per cent. in the zymotic, and of .50, or one-half per cent., in the constitutional diseases. In the other three classes the percentage of mortality was lower in 1880.

In the deaths registered under the first or zymotic class, the increase was numerically 70, or 26 per cent. Diphtheria continued to spread, the victims being 90, or 29.47 per cent. more than in the year before. The following figures show the history of this fearful disease as far as I am able to trace it:—

	No. of Deaths.		No. of Deaths.
1868	11	1875	54
1869	14	1876	47
1870	15	1877	72
1871	5	1878	59
1872	1	1879	61
1873	28	1880	90
1874	36		

Unless some extraordinary atmospheric agency be at work, there can be no doubt that if proper sanitary measures were taken—that is, if all the refuse, filth, slops, and soapy water were put upon the cultivated ground, instead of being allowed to run in the streets, or collect to fester and poison the air—this and all other filth-caused diseases might be stamped out; but as long as the present system of local management is allowed to continue, so long will these diseases continue to increase and multiply. Whooping-cough was also more fatal in 1880—the deaths being 33 more than in 1879. The deaths from dysentery and diarrhoea together were 106, against 78 in 1879.

The second or Constitutional Class of diseases had an excess of 27 in 1880. Dropsy caused 11 more deaths; phthisis 16 more. Phthisis has not increased relatively to the population in the last ten years, although the number of deaths last year was greater by 36 than in the year before.

Diseases of the Local Class were 54 in excess. The nervous affections were 38 more, the increase being in epilepsy, convulsions, and other cognate maladies. The cases of epilepsy were unusually numerous, being 13, the highest number for at least thirteen years back. This disease showed a marked and continuous decline till 1879, when there was only one death caused by it. The sudden rise to 13 is therefore remarkable. Heart affections were less fatal in 1880 than in 1879; those of the respiratory system more so—the deaths being 44 in excess. The increases were—bronchitis, 32; pleurisy, 4; pneumonia, 6; asthma, 6; and unspecified lung diseases, 2. Diseases of the digestive organs were 10 in excess; while those of the urinary organs were 17 fewer.

Developmental diseases were 3 less; those of children being fewer by 19; those of old people by 1. Deaths from child-birth were, however, 7 more; and from atrophy and debility 10 more.

Under the “Violent” Class, deaths from accidental causes were 4 more; those from suicide (8), were 3 more; while there was only 1 case of murder or manslaughter, being 1 less.

Of single diseases, old age was as usual the first—*longo intervallo*; phthisis second; heart disease third; convulsions fourth; diphtheria fifth; diarrhoea sixth; bronchitis seventh; and pneumonia eighth. In 1879 diphtheria was eighth in order, with cancer. It will be observed that this insidious foe has made a bold and distinct advance during the year. *He has never come among the eight most fatal diseases before.*

In the General Hospitals were treated during the year 1630 cases of in-patients, the deaths being 163, or exactly 10 per cent. of the cases. The cases were 8 fewer than in 1879, but the deaths 7 more, and the mortality therefore greater. The rate was

calculated on the "admissions;" the death-rates at the General Hospitals, Hobart and Launceston, in 1880 and 1879 were as follows :—

	Per cent.	
	1880.	1879.
Hobart	9·87	7·95
Launceston	12·07	14·10

The mortality at the Hospital, Hobart, thus appears to have been greater in 1880, while at the Launceston Hospital the case was reversed.

The difference in the mortality at the two places is very serious, being over 22 per cent. in 1880, and 77 per cent. in 1879.

The cases of typhoid and other fevers of low type increased from 24 in 1879 to 57 in 1880, and the deaths from 4 to 9. Cancer cases increased from 38 to 41; diseases of the respiratory system from 132 to 158, the deaths, however, being 2 less; those of the digestive organs from 90 to 99, and the deaths from 10 to 15.

The Secretary to the General Hospital, Hobart, has kindly furnished me with a nosological return of cases of out-patients treated at that Institution during the past year. I was unable to obtain a similar return from the Hospital at Launceston. As to this return of out-patients at Hobart, I will make only one remark, in connection with what has been said before, as to the increase of diphtheria. Among the out-door patients at Hobart there were 33 cases of this fearful disease, and 39 cases (9 more than 1879) were treated in-doors; so that we have a record of 72 cases altogether dealt with, exclusive of out-door patients at Launceston, and (if any) at Campbell Town.

The rates of sickness and mortality in 1880 at the pauper establishments, in proportion to each 100 inmates maintained throughout the year, are shown below.

Deaths in Government Establishments, pp. 133-9, 140.

	Average age, both sexes.	Cases of sickness.	Mortality.
Brickfields, Hobart	70	317·51	21·22
New Town—Males	68	{ 127·84	23·73
Females ... }		{ 128·21	14·74
Launceston	67	78·93	14·22

The rate of mortality among the lunatics was as under :—

	Average age.	Mortality, per cent.
New Norfolk—Males	45	{ 11·04
Females		{ 6·39
Cascades—Males	60	2·73

The following was the rate in the gaols :—

	Average age.	Mortality, per cent.
Hobart { Males	42	1·16
{ Females.....	42	—
Launceston... { Males.....	41	{ 22
{ Females.....		{ 12·34

Why is there so great an excess on the deaths of male lunatics at New Norfolk, and in those of female prisoners in the Gaol at Launceston? The reason is not obvious, but it was not any accidental peculiarity of the year 1880, the rates of mortality in 1879 bearing pretty nearly the same relative proportions.

Marriages,
pp. 204-5.

The number of marriages registered in 1880 was 840, being 36 more than in 1879 : in 1878 it was 866 : but with that exception, it has not been so high in any other year of the decennium. In 1871 it was only 598, so that it has increased since that time by 40 per cent. the rate per 1000 of population having increased from 5·90 to 7·39.

Vaccination,
p. 206.

Only 412 persons were vaccinated during the year 1880 ; 406 of the operations being successful. In view of the appearance of small-pox at Sydney, and the possibility of its introduction thence into this colony, the subject of vaccination becomes of more than ordinary importance.

X.—MISCELLANEOUS.

Political
Franchise,
p. 212.

The returns relating to the Political Franchise show that the number of electors for the Legislative Council on the rolls before the last revision in the early part of the present year was 3128, and that in the process of revision 231 names were struck off, and 366 added, leaving 3263 on the rolls after revision, the gain by excess of names added over those struck off, being 135. The percentage of votes recorded at last contested elections for Members of the Council ranged from 50 to 78·22, the mean for all the districts for which returns have been obtained being 1341 votes polled out of 1937 on the rolls, which is equal to 69·23 per cent.

For the House of Assembly the number of electors before revision was 15,648 : 2536 names were struck off, and 2433 added, leaving 15,545 on the revised rolls. There was thus a reduction of 103 in the number of electors. The deficiency is probably to be accounted for by the migration of men to the mining districts, and consequent disqualification through change of residence, and ceasing to occupy dwellings of the prescribed annual value.

Main Line
Railway, p.
214.

The return of the working of the Main Line Railway shows the receipts from all sources from the first complete year, and the increases on each year, to have been as follows :—

	Receipts.	Increase.
	£	£
1877.....	38,743	..
1878.....	46,094	7351
1879.....	49,727	3633
1880.....	50,180	453

The receipts per train mile were—

1877..	3s. 2·71 <i>d.</i>	1879..	3s. 4·83 <i>d.</i>
1878..	3s. 5·62 <i>d.</i>	1880..	3s. 4·62 <i>d.</i>

The following were the working expenses :—

1877..	£50,430	1879..	£52,748
1878..	£55,720	1880..	£51,031

The expense per train mile gradually diminished from 4s. 2·39*d.* in 1877 to 3s. 5·31*d.* in 1880.

The proportion of working expenses to receipts in each of the same years was—

1877..	130·16 per cent.	1879..	106·07 per cent.
1878..	120·88 per cent.	1880..	101·70 per cent.

The loss on working, which in 1877 was £11,687, in 1880 was reduced to £851. If the same progress continues, the balance in the present year would be on the side of receipts.

The number of passengers carried increased continuously from 69,621 in 1877 to 163,454 in 1880 ; the tonnage of goods from 15,154 to 25,353. The conveyance of live stock has not increased in the same proportion, the number of trucks forwarded being—in 1877, 1027 ; in 1878, 1416 ; in 1879, 1402 ; and in 1880, 1215. The following were the average rates paid in the first and last years :—

	1877.	1880.
Per passenger	6s. 9·95 <i>d.</i>	3s. 5·40 <i>d.</i>
Per ton of goods	12s. 5·24 <i>d.</i>	10s. 11·13 <i>d.</i>
Per truck of live stock :.	36s. 10·34 <i>d.</i>	34s. 10·63 <i>d.</i>

The number of train miles run increased from 240,183 in 1877 to 296,472 in 1880, and the average mileage per mile open from 1806 to 2229.

The facts contained in this volume, which have been briefly summarised in the preceding pages, give evidence that the improvement in the material condition of the Colony which began some years ago, continued to operate in 1880; and the latest accounts of the capabilities for mining purposes of the country in the vicinity of Mount Heemskirk, justify the expectation that a considerable population will soon be established on the Western Coast, and that new sources of wealth, and a new market for produce, will thus be opened.

The revival of trade in other countries must also conduce to the prosperity of Tasmania, by increasing the demand for wool and tin and such other productions as this Colony has to offer in exchange for their commodities. Of this revival, Mr. R. Giffen, of the Statistical Department of the Board of Trade, in reviewing the "Financial and Commercial History of 1880," thus speaks:—

"There has been much activity in business and in the money market, as well as on the Stock Exchange, but it has been for the most part of a quiet and steady kind, and there has been little to attract outside attention. The annals are consequently dull, but the year is the most satisfactory that has been known in trade since 1872.

"All the facts and deductions point to a continuance of the improvement which has begun. The facts—that so many trades are better, that a stimulus is given to production in all directions, that the harvest failure is really not of a kind to affect prejudicially the general movement, as it has not, in fact, prevented a start upwards, and that specially the improvement in India and America continues to affect us most favourably—all point to the one conclusion that the revival of trade is strong and genuine, and must be upheld by the causes which have set it in motion; for how long a period it is impossible to say beforehand, but probably for no inconsiderable time. The orders booked in almost every trade, it is believed, will carry us a great way through the present year. We may also believe, according to past experience, that such a movement once started will go on augmenting, will extend from one trade to another, and will be strengthened by incessant action and reaction. No one in such a matter should be over confident, knowing what a part is played by the unforeseen in human affairs; but the present is a time for hope, and a cheerful feeling is no unimportant factor in producing the good trade that is hoped for. The revival has given confidence, and enriched the leading capitalists and speculators—the people who direct production. Such a stimulus once given will last a long time.

"Looking forward to the course of business in the year now current [1881], we may also repeat once more the language we used a year ago in anticipation of 1880. Just because business has improved and has gone on augmenting all through the year, we may expect the augmentation, barring accidents, to continue and increase. The stone once set in motion keeps rolling, gathering new force until some accident happens, such as is sure, sooner or later, to happen when inflation sets in. We should now anticipate, moreover, that the momentum will be greater than it was a year ago. The profits of trade have been greater than they were at the end of 1879; the tone of business circulars, especially in the iron trades, is stronger and more cheerful; business has advanced so much that already there are many signs of a rise in wages and prices, of which condition one or two strikes are symptoms, and not more than symptoms. The one doubtful point, especially in the iron trade, has lately been whether production was not getting to be considerably in excess of consumption; but the better opinion, it will be seen from the trade circulars, is decidedly to the effect that, large as the production now is, consumption is fast overtaking it. With good credit and an increasing disposition to invest in fixed works the demand for iron and other instrumental articles appears, in fact, likely to increase almost indefinitely. All this means a great increase in general purchasing power throughout the world, by which almost every trade will benefit.

"We may sum up very briefly the conclusions of this long review. The year 1880 has been very prosperous as the first after a long period of depression, during which the employment of the industrial machine has increased without a sensible alteration of the condition of cheapness so essential to the profit of the capitalist. To all appearance the conditions of prosperous trade remain, and the year 1881, according to former experience, should be even more prosperous than its predecessor."*

I have the honor to be,

Sir,

Your most obedient Servant,

E. C. NOWELL, *Government Statistician.*

* *Journal of Statistical Society*, March, 1881.

PART I.

BLUE BOOK.

GOVERNORS.

RETURN showing the Names of the Governors and Acting-Governors of the Colony of Tasmania, and the Dates of their Assumption of, and Retirement from, Office.

Name.	Office.	Date of Assumption of Office.	Date of Retirement from Office.
Colonel David Collins	Lieutenant-Governor of the Colony of Van Diemen's Land	19 Feb. 1804	24 Mar. 1810
Lieutenant Edward Lord } Capt. Murray, 73rd Regt. }	Commandants	24 Mar. 1810	Feb. 1812
Lieutenant-Colonel Geiles, 73rd Regt.	Commandant	Feb. 1812	4 Feb. 1813
Colonel Davey	Lieutenant-Governor	4 Feb. 1813	9 April, 1817
Colonel Sorrell	Ditto	9 April, 1817	14 May, 1824
Colonel Arthur	Ditto	14 May, 1824	3 Dec. 1825
Lieutenant-General Sir R. Darling	Governor-in-Chief	3 Dec. 1825	6 Dec. 1825
Colonel Arthur	Lieutenant-Governor	6 Dec. 1825	30 Oct. 1836
Lieutenant-Colonel Snodgrass ..	Acting Lieutenant-Governor	31 Oct. 1836	5 Jan. 1837
Sir John Franklin, K.C.H.	Lieutenant-Governor	6 Jan. 1837	21 Aug. 1843
Sir J. E. Eardley-Wilmot, Bart.	Ditto	21 Aug. 1843	13 Oct. 1846
C. J. Latrobe, Esq.	Administrator of the Government ..	13 Oct. 1846	25 Jan. 1847
Sir W. T. Denison, Kt.	Lieutenant-Governor	26 Jan. 1847	8 Jan. 1855
Sir H. E. F. Young, Kt. C.B. ..	Governor-in-Chief	8 Jan. 1855	10 Dec. 1861
Colonel T. Gore Browne, C.B. }	Administrator of the Government ..	11 Dec. 1861	16 June, 1862
Lieutenant-Colonel W. C. Trevor, C.B.	Governor-in-Chief	16 June, 1862	30 Dec. 1868
C. Du Cane, Esq.	Administrator of the Government ..	30 Dec. 1868	15 Jan. 1869
Sir Valentine Fleming, Kt.	Governor and Commander-in-Chief	15 Jan. 1869	28 Nov. 1874
Sir Francis Smith, Kt.	Administrator of the Government ..	26 Mar. 1874	June, 1874
F. A. Weld, Esq., C.M.G.	Ditto	30 Nov. 1874	13 Jan. 1875
Sir Francis Smith, Kt.	Governor and Commander-in-Chief	13 Jan. 1875	5 April, 1880
Sir J. H. Lefroy, K.C.M.G., C.B.	Administrator of the Government ..	6 April, 1880	21 Oct. 1880
	Ditto	21 Oct. 1880	Still in office

MINISTRIES.

RETURN showing the Names of the Members of the successive Ministries which have held Office in Tasmania since the inauguration of Responsible Government, together with the Dates of their Appointment and Retirement.

Number of Ministry.	Name of Minister.	Office.	Date of appointment or of joining the Ministry.	Date of Retirement.
I.	William Thomas Napier	Colonial Secretary and Premier Colonial Treasurer	1 Nov. 1856	26 Feb. 1857
	Champ			
	Thomas Daniel Chapman ..		15 Dec. 1856	26 Feb. 1857
	Francis Smith			
	John Warrington Rogers ..		1 Nov. 1856	26 Feb. 1857
	Henry Frampton Anstey ..			
	William Edward Nairn ...	Secretary of Lands and Works. Seat in Ex. Council without office		
II.	Thomas George Gregson ..	Colonial Secretary and Premier Colonial Treasurer	26 Feb. 1857	25 April, 1857
	Charles Meredith			
	John Compton Gregson ..			
	James Whyte			
	Maxwell Miller			
	John Helder Wedge			

MINISTRIES—*continued.*

Number of Ministry.	Name of Minister.	Office.	Date of Appointment or of joining the Ministry.	Date of Retirement.
III.	William Pritchard Weston. William Henty Frederick Maitland Innes.. Francis Smith Thomas John Knight. Robert Quayle Kermode ..	Premier without office Colonial Secretary Colonial Treasurer Attorney-General Solicitor-General Seat in Ex. Council without office	25 April, 1857	12 May, 1857
IV.	Francis Smith William Henty Frederick Maitland Innes.. Thomas John Knight Robert Quayle Kermode .. William Pritchard Weston.. John Walker	Attorney-General and Premier. Colonial Secretary Colonial Treasurer Solicitor-General Seat in Ex. Council without office Ditto Ditto	12 May, 1857	1 Nov. 1860
V.	William Pritchard Weston. William Henty Frederick Maitland Innes.. Thomas John Knight succeeded by William Lambert Dobson.. William Archer	Premier without office Colonial Secretary Colonial Treasurer Attorney-General Ditto Seat in Ex. Council without office	1 Nov. 1860 1 Nov. 1860 2 Nov. 1860 5 Feb. 1861 2 Nov. 1860	22 July, 1861 2 Aug. 1861 4 Feb. 1861 2 Aug. 1861
VI.	Thomas Daniel Chapman.. William Henty succeeded by Frederick Maitland Innes.. Frederick Maitland Innes.. succeeded by Thomas Daniel Chapman.. William Lambert Dobson ..	Premier without office Colonial Secretary Ditto Colonial Treasurer Ditto and Premier Attorney-General	2 Aug. 1861 1 Nov. 1862 2 Aug. 1861 1 Nov. 1862 2 Aug. 1861	1 Nov. 1862 20 Jan. 1863 1 Nov. 1862 20 Jan. 1863
VII.	James Whyte Charles Meredith Robert Byron Miller James Milne Wilson	Colonial Secretary and Premier Colonial Treasurer Attorney-General Seat in Ex. Council without office	20 Jan. 1863	24 Nov. 1866
VIII.	Sir Richard Dry Thomas Daniel Chapman.. William Lambert Dobson ..	Colonial Secretary and Premier Colonial Treasurer Attorney-General	24 Nov. 1866 24 Nov. 1866	1 Aug. 1869 4 Aug. 1869
IX.	James Milne Wilson Thomas Daniel Chapman.. William Lambert Dobson.. succeeded by William Robert Giblin.... Henry Butler Henry Butler James Alfred Dunn	Colonial Secretary and Premier Colonial Treasurer Attorney-General Ditto Seat in Ex. Council without office Minister of Lands and Works.. Seat in Ex. Council without office	4 Aug. 1869 4 Aug. 1869 5 Feb. 1870 5 Aug. 1869 27 Oct. 1869 5 Aug. 1869	4 Nov. 1872 5 Feb. 1870 4 Nov. 1872 — 4 Nov. 1872
X.	Frederick Maitland Innes . James Reid Scott John Alexander Jackson.. Charles Meredith	Colonial Treasurer and Premier Colonial Secretary Attorney-General Minister of Lands and Works..	4 Nov. 1872	4 Aug. 1873

MINISTRIES—continued.

Number of Ministry.	Name of Minister.	Office.	Date of Appointment or of joining the Ministry.	Date of Retirement.
XI.	Alfred Kennerley	Premier without office	4 Aug. 1873	20 July, 1876
	Thomas Daniel Chapman..	Colonial Secretary.....	4 Aug. 1873	1 April, 1876.
	succeeded by			
	George Gilmore	Ditto	10 April, 1876	20 July, 1876
	Philip Oakley Fysh	Colonial Treasurer	4 Aug. 1873	13 Mar. 1875
	succeeded by			
	Frederick Maitland Innes..	Ditto	13 Mar. 1875	} 20 July, 1876
	William Robert Giblin....	Attorney-General	4 Aug. 1873	
	William Moore	Minister of Lands and Works..	4 Aug. 1873	
XII.	Thomas Reibey.....	Colonial Secretary and Premier	{ 20 July, 1876	9 Aug. 1877
	Charles Meredith	Colonial Treasurer		21 Aug. 1876
		Minister of Lands and Works..	21 July, 1876	} 9 Aug. 1877
	Charles Hamilton Bromby	Attorney-General	20 July, 1876	
	Christopher O'Reilly	Minister of Lands and Works..	21 Aug. 1876	
	William Lodewyk Crowther	Seat in Ex. Council without office	20 July, 1876	
XIII.	Philip Oakley Fysh*	Premier without office	9 Aug. 1877	5 Mar. 1878
	William Robert Giblin....	Attorney-General	9 Aug. 1877	13 Aug. 1877
		Colonial Treasurer	13 Aug. 1877	20 Dec. 1878
	William Moore	Minister of Lands and Works..	9 Aug. 1877	13 Aug. 1877
		Colonial Secretary.....	13 Aug. 1877	} 20 Dec. 1878
	Alfred Dobson.	Attorney-General	13 Aug. 1877	
	Nicholas John Brown	Minister of Lands and Works..	11 Aug. 1877	
	James Wilson Agnew	Seat in Ex. Council without office	9 Aug. 1877	
XIV.	William Lodewyk Crowther	Premier without office	{ 20 Dec. 1878	29 Oct. 1879
	Thomas Reibey.....	Colonial Secretary		
	David Lewis	Colonial Treasurer		
	John Stokell Dodds	Attorney-General		
	Christopher O'Reilly	Minister of Lands and Works..		
XV.	William Robert Giblin....	Colonial Treasurer and Premier	{ 30 Oct. 1879	} Still in office.
	William Moore	Colonial Secretary.....		
	John Stokell Dodds	Attorney-General		
	Christopher O'Reilly	Minister of Lands and Works..		
	James Wilson Agnew	Seat in Ex. Council without office		
				Still in Ministry.

* On Mr. Fysh's retirement from the position of Premier, in March, 1878, he was succeeded by Mr. Giblin, without any further change in the constitution of the Ministry.

PARLIAMENTS.

RETURN showing the Number of Parliaments in the Colony of Tasmania since the inauguration of Responsible Government; also the Number of Sessions, and the Dates of Opening and Closing the same.

Number of Parliament.	Number of Session.	Date of Opening.	Day of Closing or Dissolution.
I.	1	2 December, 1856	5 June, 1857
	2	13 October, 1857	25 February, 1858
	3	7 September, 1858	5 November, 1858
	4	9 December, 1858	10 December, 1858
	5	4 August, 1859	23 September, 1859
	6	18 July, 1860	4 October, 1860 <i>Dissolved 8 May, 1861.</i>
II.	1	15 August, 1861	1 February, 1862
	2	22 July, 1862	20 October, 1862 <i>Dissolved 21 October, 1862.</i>
III.	1	15 January, 1863	25 March, 1863
	2	16 June, 1863	29 September, 1863
	3	13 October, 1863	17 October, 1863
	4	29 June, 1864	21 September, 1864
	5	18 July, 1865	29 September, 1865
	6	31 July, 1866	10 September, 1866 <i>Dissolved 18 September, 1866.</i>
IV.	1	20 November, 1866	20 February, 1867
	2	20 August, 1867	11 October, 1867
	3	28 July, 1868	17 September, 1868
	4	24 August, 1869	22 October, 1869
	5	23 August, 1870	18 October, 1870 <i>Dissolved 7 August, 1871.</i>
V.	1	7 November, 1871	21 December, 1871
	2	25 June, 1872	19 August, 1872 <i>Dissolved 20 August, 1872.</i>
VI.	1	22 October, 1872	27 December, 1872
	2	17 June, 1873	31 October, 1873
	3	21 July, 1874	18 September, 1874
	4	27 July, 1875	30 September, 1875
	5	26 October, 1875	3 November, 1875
	6	12 September, 1876	20 November, 1876
	7	18 January, 1877	27 January, 1877
	8	24 April, 1877	17 May, 1877 <i>Dissolved 19 May, 1877.</i>
VII.	1	12 July, 1877	9 August, 1877
	2	25 September, 1877	11 December, 1877
	3	16 July, 1878	19 June, 1879
	4	9 September, 1879	11 March, 1880.
	5	10 August, 1880	1 November, 1880.

EXECUTIVE COUNCIL.

RETURN of Members of the Executive Council of Tasmania on 31 December, 1880.

Name.	Date of subscribing the Oath.	Holding what Office (if any).
Champ, William Thomas Napier	1 November, 1856	Chief Justice.
Smith, Francis		
Chapman, Thomas Daniel		
Innes, Frederick Maitland		
Dobson, William Lambert	25 April, 1857	Puisnè Judge.
Whyte, James	6 June, 1861	
Miller, Robert Byron	20 January, 1863*	Inspector of Sheep.
Butler, Henry	5 August, 1869	Speaker House of Assembly.
Giblin, William Robert	5 February, 1870	
Kennerley, Alfred	4 August, 1873	Colonial Treasurer and Premier.
Fysh, Philip Oakley		
Moore, William		
Gilmore, George		
Reibey, Thomas	10 April, 1876	Colonial Secretary.
Bromby, Charles Hamilton	20 July, 1876	
Crowther, William Lodewyk		
O'Reilly, Christopher		
Agnew, James Wilson	21 August, 1876	Minister of Lands and Works.
Brown, Nicholas John	9 August, 1877	
Dobson, Alfred	11 August, 1877	
Lewis, David	13 August, 1877	
Dodds, John Stokell	20 December, 1878	Attorney-General.
	20 December, 1878	

* Mr. Whyte first took the Oath on 26 February, 1857, but resigned his seat on 16 April, 1857.

E. C. NOWELL, *Clerk of the Council.*

LEGISLATIVE COUNCIL.

RETURN of Members of the Legislative Council of Tasmania, on 31st December, 1880.

Name of Member.	Name of Electoral District.	Date of Election.	Holding what Office (if any).
Agnew, James Wilson	Hobart	16 July, 1877	Chairman of Committees.
Aikenhead, James	Tamar	1 July, 1876	
Cameron, Donald	North Esk	20 July, 1880	
Chapman, Thomas Daniel	Buckingham	16 July, 1879	
Crowther, William Lodewyk	Hobart	10 February, 1876	
Dodery, William	Longford	7 March, 1877	
Field, Thomas William	Meander	1 July, 1875	
Gellibrand, Walter Angus Bethune	Derwent	17 December, 1877	President of the Council.
Innes, Frederick Maitland	South Esk	22 September, 1877	
Lord, John	Cambridge	27 August, 1879	
Lord, James	Pembroke	26 April, 1876	Colonial Secretary.
MacLanachan, James	Jordan	17 June, 1880	
M'Gregor, Alexander	Hobart	22 March, 1880	
Moore, William	Mersey	10 November, 1879	
Scott, John	Tamar	30 November, 1880	
Solomon, Joseph	Huon	5 November, 1880	

E. C. NOWELL, *Clerk of the Council.*

HOUSE OF ASSEMBLY.

RETURN of Members of the House of Assembly on 31st December, 1880.

Name of Member.	Electoral District.	Date of Election.	Holding what Office (if any).
Belbin, William	South Hobart	4 June, 1877	Speaker of the House.
Braddon, Edward Nicholas Coventry	West Devon	31 July, 1879	
Brown, Nicholas John	Cumberland	21 Aug. 1877	
Butler, Henry	Brighton	25 May, 1877	
Clark, Andrew Inglis	Norfolk Plains	26 July, 1878	
Coote, Audley	George Town	11 January, 1879	Attorney-General.
Cox, James	Morven	27 May, 1880	
Crowther, Edward Lodewyk	Queenborough	26 Nov. 1878	
Dobson, Alfred	Glenorchy	18 Aug. 1877	
Dodds, John Stokell	East Hobart	11 Nov. 1879	
Dooley, James Monaghan	East Devon	12 June, 1877	Colonial Treasurer.
Douglas, Abye	Fingal	25 June, 1877	
Gellibrand, William St. Paul	Ringwood	25 June, 1877	
Giblin, William Robert	Wellington	11 Nov. 1879	
Gunn, James Arndell	Sorell	26 June, 1877	
Hart, William	Central Launceston	30 May, 1877	Chairman of Committees.
Hodgson, William	Richmond	1 June, 1877	
Just, Thomas Cook	Selby	25 June, 1877	
Keach, George William	Campbell Town	26 June, 1877	
Lamb, Henry	Clarence	30 May, 1877	
Lette, Henry Elms	North Launceston	30 May, 1877	Minister of Lands.
Lewis, David	Central Hobart	2 Jan. 1879	
Lyne, John	Glamorgan	8 Dec., 1880	
O'Reilly, Christopher	Kingborough	11 Nov. 1879	
Pillinger, Alfred Thomas	Oatlands	31 May, 1877	
Reibey, Thomas	Westbury	2 Jan. 1879	
Riddoch, Alexander	New Norfolk	30 May, 1877	
Risby, Joseph Edward	Franklin	22 June, 1877	
Salier, George	North Hobart	20 June, 1877	
Scott, James	South Launceston	16 July, 1878	
Sleigh, William Campbell	Deloraine	24 April, 1880	

Electoral District of West Hobart vacated by the death of Mr. Balfe on 10th December, 1880.

HUGH M. HULL, *Clerk of the House.*

FOREIGN CONSULS.

RETURN of Consuls of Foreign Countries residing in Tasmania during the Year 1880.

Names.	Countries they represent.	When gazetted in Tasmania.
Justin M'Carty Browne, (Consular Agent) .	France	26 Nov. 1872
Charles Henry Smith, (Consular Agent) ...	Italy	6 May, 1875
William Crosby, (Consul)	Netherlands	16 May, 1867
Lavington Roope, (Vice-Consul)	Portugal	1 Dec. 1851
Ditto, ditto	Sweden and Norway (at Hobart)	22 Feb. 1866
Ditto, ditto	Denmark	9 Jan. 1854
Alexander George Webster, (Consul)	United States	22 Dec. 1873
Alfred Harrap, (Vice-Consul)	Sweden and Norway (at Launceston)	25 December, 1877
Audley Coote, (Hawaiian Consul)	Hawaii	24 December, 1878

B. TRAVERS SOLLY, *Assistant Colonial Secretary.*

PENSIONS.

RETURN of Pensions chargeable upon the Revenue of the Colony of Tasmania in the Year 1880.

Authority under which the Pension was granted.	NAME.	OFFICE, &c.	Amount of Pension per Annum.		
			£	s.	d.
Act 17 V. No. 24.	Fleming, Sir Valentine	Chief Justice	1000	0	0
Act 18 V. No. 17.	Fraser, Peter Gordon	Colonial Treasurer	600	0	0
	Arthur, Charles	Police Magistrate	197	0	10
	Cotton, Hugh Calveley	Deputy Surveyor-General	133	6	8
	Bradley, John	Signal-man	35	17	0
	Burnett, John	Collector of Customs, Launceston	125	0	0
	Ford, George	Keeper, Government Domain	35	18	0
	Henry, Robert	Foreman of Works	50	16	8
	Handley, George	Superintendent Signal Station, Mulgrave Battery	27	2	4
	Isles, William B.	District Constable	30	0	0
Act 24 V. No. 14.	Kay, William Porden	Director of Public Works	141	13	4
	Lawrence, William	Pilot	108	17	9
	Milligan, Joseph	Superintendent of Aborigines	84	2	6
	Smith, Frederick Coape	Postmaster-General	159	16	5
	Smith, John	District Constable	40	14	3
	Sprowle, Adam	Post Office Guard (disabled)	18	5	0
	Thomas, James ^a	District Constable	25	18	0
	Turnbull, Alexander	Clerk, Audit Office	55	11	0
	Yeoland, William K.	Clerk, Colonial Treasury	72	8	8
Act 24 V. No. 15.	Austin, James	Messenger	24	0	0
Act 32 V. No. 30.*	Bakewell, Thomas	Overseer, Government House Gang	25	0	9
	Brownrigg, Rev. F.	Chaplain, Church of England	120	0	0
Act 24 V. No. 15.	Barlow, William	Schoolmaster	22	4	11
	Barlow, Mary Ann	Schoolmistress	5	10	0
	Barnes, Margaret	Ditto	12	0	0
	Blay, Solomon	Executioner	23	15	4
	Boothman, Edward W.	Chief Clerk, Survey Office	255	0	0
	Bourne, Ann	Matron, Queen's Asylum	38	3	8
	Bleach, John ^b	Pilot	129	6	3
	Brown, Joseph	Mail Guard	27	16	11
	Buckland, Charles ^c	Clerk, Audit Office	149	6	8
	Burgess, Murray	Inspector of Schools	146	13	4
	Butler, Very Rev. T. J. ^d ..	R. C. Chaplain to Penal Establishments	26	0	0
	Babington, John A.	Harbour Master, Port of Hobart	264	8	10
Act 24 V. No. 15.	Calder, James Erskine	Surveyor-General	470	0	0
	Cahill, William	Police Clerk	77	0	0
	Clark, William	Weigher in Customs Department	24	0	0
	Crouch, Thomas James	Under Sheriff, Hobart	367	10	0
	Curphey, Anna	Schoolmistress	30	17	9
	Davies, Richard H.	Police Clerk	48	15	0
	Davies, Venerable Rowland R. ^e ..	Incumbent, St. David's	465	16	8
	Dickens, Edward	Warehouse Keeper, Customs	220	14	2
	Dunnott, Frank George	Lithographer, Lands and Works	53	6	8
	Duniam, Hubert	Schoolmaster	36	14	1
	Duniam, Mrs.	Schoolmistress	4	0	0
	Durieu, H. J.	Police Clerk	89	10	4
	Dobson, Rev. C.	Chaplain, Church of England	200	0	0
Act 32 V. No. 30.	Davenport, Rev. A. ^f	Ditto	200	0	0
	Drew, Rev. H. E.	Ditto	150	0	0
	Dunne, Very Rev. W. J.	Vicar-General	200	0	0
	Ewing, Rev. R. K.	Chaplain, Church of Scotland	74	11	9
	Fennell, Elizabeth A.	Schoolmistress	4	14	6
	Figgis, Thomas	Schoolmaster	25	0	1
	Fitzsimmons, Richard	Chief District Constable	32	10	0
Act 24 V. No. 15.	Forster, John	Inspector of Police	400	0	0
	Freney, John	Messenger, Colonial Secretary's Office	45	6	8
	Frost, Agnes	Matron, House of Correction	44	7	8
	Fuse, Frederick	Constable	15	4	2
Act 32 V. No. 30.	Freeman, Rev. Edward	Chaplain, Church of England	200	0	0
	Fookes, Rev. F. B. ^f	Ditto	200	0	0
Act 24 V. No. 15.	Foster, George	Pilot, River Tamar	186	13	4
	Giblin, William	Registrar of Deeds	243	2	2

* Wherever the Acts 24 V. No. 15, and 32 V. No. 30, are mentioned in this Return, it is to be understood that the Pensions were granted by the Governor in Council under those Acts.

^a Died, July 8. ^b From January 1. ^c Died, October 29. ^d Died, August 21. ^e Died, November 13. ^f From July 1.

Authority under which the Pension was granted.	NAME.	OFFICE, &c.	Amount of Pension per Annum.
			£ s. d.
Act 24 V. No. 15.	Gill, William Henry	Chief Clerk, Audit Office	160 6 8
	Girle, Matilda I.	Schoolmistress	3 6 8
	Good, James	Constable	16 14 7
	Grahame, William	Keeper Public Offices	93 0 0
Act 39 V. No. 21.	Gray, James	Chief Clerk, Public Works	144 0 0
	Gardiner, Thomas	Crier, Supreme Court	52 0 0
	Gunn, R. C.	Deputy Commissioner Crown Lands	250 0 0
	Hales, Rev. Francis	Chaplain to Penal Establishments	18 0 0
Act 32 V. No. 30.	Hill, William	Overseer, Queen's Asylum	26 10 4
	Hines, John	Gatekeeper, General Hospital	18 4 0
	Horan, Anne	Matron, Queen's Asylum	52 2 9
	Horan, Catherine	Schoolmistress, Queen's Asylum	36 8 7
	Haskell, Thomas Henry	Police Clerk	149 10 0
	Hurburgh, James	Pilot	188 17 6
	Huston, G. F. ^a	Superintendent and Medical Officer, Hospital for Insane	243 1 1
	Innes, Edward	Police Clerk, Kingston	103 6 8
	Jackson, Joseph	Chief District Constable	55 0 0
	Jackson, George	Mail Guard	63 11 5
	Jones, John Peyton	Police Magistrate	232 10 0
	Kirwan, J. W. ^b	Ditto	85 15 0
Act 24 V. No. 15.	Laffer, James	Inspector of Timber Licences	40 0 0
	Lynskey, John	Constable	33 12 11
	Lillie, Elijah	Messenger, Gaols, Campbell-street	17 0 8
	Mason, Thomas	Police Magistrate, Campbell Town	300 0 0
	M'Arthur, John	Keeper Powder Magazine, Launceston	34 0 2
	M'Ginnes, John	Chief District Constable	65 0 0
	M'Ivor, Arthur	Javelinman	25 2 0
	M'Lachlan, Isabella	Matron, Hospital for Insane	52 16 3
	Meadows, Alice	Schoolmistress	11 18 6
	Morgan, Thomas	Superintendent Light-house, Kent's Group	67 18 4
	Morrison, J. A.	Chief Draftsman, Lands and Works	106 13 4
	Morrison, Jane Francis	Schoolmistress	32 18 0
Act 32 V. No. 30.	Murphy, Simon	Chief District Constable	25 13 4
	Murray, Rev. W. W. F.	Chaplain, Hospital for Insane	13 6 8
	M'Lean, Rev. Robert	Chaplain, Church of Scotland	120 0 0
	Mayson, Rev. Joseph	Chaplain, Church of England	200 0 0
Act 24 V. No. 15.	M'Williams, Eliza	Schoolmistress	11 10 0
	M'Williams, Thomas	Schoolmaster	68 17 1
	O'Connor, Peter ^c	Clerk, Post Office	126 0 0
	Page, James	Messenger, Audit Department	41 6 8
	Parker, Edward	Farm Labourer, Queen's Asylum	17 13 10
	Parsons, Annie Mary	Senior Schoolmistress, Queen's Asylum	47 12 9
	Peel, Mrs.	Matron, General Hospital	45 16 0
	Perkins, Thomas	Chief District Constable	49 2 9
	Phillips, Archibald Wallace	Schoolmaster	54 2 1
	Phillips, Bridget	Schoolmistress	12 13 4
	Power, Thomas Henry	Police Clerk	47 10 0
	Prohatt, Henry	Letter Carrier, Post Office	38 9 6
Act 24 V. No. 15.	Quinlan, Michael	Chief District Constable	60 0 0
	Ransom, Henry	Second Class District Constable	31 9 7
	Reidy, Thomas ^d	Gaoler, Male House of Correction, Hobart	86 10 3
	Roberts, James William	Overseer, Government Printing Office	226 13 4
	Robinson, Matthew ^e	Police Clerk	109 3 8
	Russell, William	Organist, Queen's Asylum	8 6 8
	Roper, Joseph	Schoolmaster	90 6 9
	Salter, Charlotte	Schoolmistress	20 2 6
	Saunders, Catherine M.	Ditto	9 0 7
	Scott, Hopton ^f	Chief Clerk, Audit Department	200 0 0
	Say, John	Beadle, Queen's Asylum	16 13 8
	Scott, Alexander	Clerk to Inspector of Police	148 10 0
	Scott, Charles	Chief District Constable	50 0 0
	Scott, Sandford	Clerk, Police Branch, Colonial Secretary's Office	210 0 0
	Seager, Charles	Steward and Dispenser, General Hospital	120 13 4
	Seals, John ^g	Dispenser, General Hospital	64 2 6
	Sessions, William	Constable	15 4 2
	Sherlock, Christopher	Ditto	19 19 8

^a From October 1.^b Died, July 31.^c Died, September 28.^d Died, June 28.^e Died, November 5.^f From September 1.^g Died, October 23.

Authority under which the Pension was granted.	NAME.	OFFICE, &c.	Amount of Pension per Annum.
			£ s. d.
Act 24 V. No. 15.	Simper, James	Constable	38 0 5
	Smith, John	Chief District Constable	85 0 0
	Smith, Peter	Constable	15 4 2
	Standage, Caroline	Schoolmistress	5 6 8
	Stewart, David	Pilot	113 15 0
	Storrer, Harriet	Schoolmistress	9 17 6
Act 42 V. No. 37.	Stuart, Robert Pringle	Police Magistrate	105 3 8
	Simpson, Thomas Hume	Chief District Constable	60 10 11
Act 24 V. No. 15.	Smith, James	Successful labours in search of Mineral deposits	200 0 0
	Stevens, Esther	Schoolmistress	10 0 0
Act 42 V. No. 42.	Sugrue, John	Barber and Dead-house Keeper, General Hos- pital	20 7 1
	Storie, Rev. John	Minister St. Andrew's Church	300 0 0
Act 24 V. No. 15.	Templar, John	Landing Waiter, Customs, Torquay	58 6 8
	Tolmey, Jane	Schoolmistress	26 2 3
Act 32 V. No. 30.	Toomey, John	Constable	24 6 8
	Tucker, Cora	Schoolmistress	13 10 4
Act 24 V. No. 15.	Turnbull, Rev. Adam	Chaplain, Church of Scotland	200 0 0
	Uniacke, Richard	Police Clerk	56 10 0
Act 24 V. No. 15.	Vautin, James ^a	Clerk, Treasury	102 13 4
	Walpole, Edward Atkyns	Police Magistrate	113 6 8
Act 32 V. No. 30.	Walsh, William Horatio ^b	Police Clerk	69 6 8
	Walshe, William	District Constable	29 14 7
Act 24 V. No. 15.	Walters, Philip	Mail Guard	55 4 1
	White, David	Weigher, Customs	39 0 0
Act 32 V. No. 30.	White, Thomas	Constable	30 8 4
	Williams, Rev. Montagu	Chaplain, Church of England	180 0 0
Act 24 V. No. 15.	Willis, Richard Harper	Collector of Customs, Launceston	288 15 0
	Wilson, William	Overseer	35 17 7
Act 24 V. No. 15.	Wilson, Robert	Doorkeeper, House of Assembly	39 2 0
	Workman, Hannah	Sub-Matron, Hospital for Insane, New Norfolk	17 7 6
Act 32 V. No. 30.	Wright, Mrs.	Schoolmistress	3 6 8
	Wood, Joseph	Messenger, Customs, Hobart	49 18 7
Act 24 V. No. 15.	Workman, Thomas	Under Keeper, Hospital for Insane	30 13 7
	Ward, William ^c	Chief District Constable	92 10 0
Act 32 V. No. 30.	Wickens, Emma M.	Schoolmistress	29 8 6
	Wright, Rev. George	Chaplain, Church of England	200 0 0
Act 24 V. No. 15.	Young, John	Schoolmaster	37 10 5

SPECIAL PENSIONS.

Act 24 V. No. 14.	Boyes, Mary	Widow of late Auditor	100 0 0
Act 24 V. No. 15.	Ward, Ellen	Widow of late District Constable	30 0 0
	Cochrane (Smith), Fanny	Aboriginal woman	24 0 0
Vote of Parliament.	Luttrell, Sarah	Widow of late Weigher	15 0 0

^a Died, June 10. ^b Died, February 1. ^c Died, September 23.

W. LOVETT, Colonial Auditor.

OFFICE OF AGENT FOR IMPERIAL EXPENDITURE.

RETURN of Officers on 31st December, 1880.

OFFICE.	NAME.	Date of Appointment to present Office.	By whom appointed and under what Instrument.	Annual Salary.	Date of First Appointment under Imperial Government.
Agent for Imperial Expenditure	Belstead, Charles Torrens	1 June, 1872	The Right Honorable Secretary of State for Home Department, by Despatch	£ 400	1 Jan. 1848
Clerk Messenger	Honey, James Mann, Robert H.	15 Nov. 1872	Ditto His Excellency the Governor	100 2s. a day	1 Jan. 1839 1872

CIVIL AND MILITARY ESTABLISHMENTS.

RETURN of Officers and other Persons in the Civil and Military Services of the Government of Tasmania on the 31st December, 1880.

CIVIL ESTABLISHMENT.

OFFICE.	NAME.	Date of Appointment to present Office.	By whom appointed and under what Instrument.	Annual Salary.	Date of First Appointment under Colonial Government.
				£	

THE GOVERNOR.

Administrator of the Government	Lefroy, Sir J. H.	21 Oct. 1880	The Queen by Commission under Great Seal	3500 ^a	21 Oct. 1880
---------------------------------	-------------------	--------------	--	-------------------	--------------

^a Also, Allowances, £1000, out of which the Salaries of the Private Secretary and other persons composing the Governor's Establishment are now paid.

EXECUTIVE COUNCIL.

Clerk of the Council	Nowell, Edwin Cradock ^a	16 May, 1864	The Governor in Council	100	1 Oct. 1857
Office-keeper and Messenger	Walsh, Richard	1 July, 1866	Ditto	90	17 May, 1850

^a Is also Clerk of the Legislative Council and Government Statistician.[‡]

LEGISLATIVE COUNCIL.

President	Innes, Frederick Maitland	3 March, 1880	Elected by the Council	200	—
Chairman of Committees	Aikenhead, James	12 Sept. 1876	Ditto	150	—
Clerk of the Council	Nowell, Edwin Cradock ^a	16 May, 1864	Governor in Council, by Letters Patent	300	1 Oct. 1857
Usher of the Black Rod	Evans, George Francis	1 Sept. 1879	Governor in Council	100	—
Clerk Assistant	Langworthy, Fortescue ^b	10 July, 1879	Ditto	50	10 July, 1879
Clerical Assistant	Collier, Charles James Frederick ^c	10 June, 1879	Ditto	— ^d	10 June, 1879
Door-keeper and Messenger	Doran, John	1 Jan. 1875	Ditto	90 ^e	1 Mar. 1861

^a Appointed Acting Clerk, 14th April, 1862. Is also Clerk of the Executive Council and Government Statistician.

^b Is also Assistant Statist.

^c Also Clerical Assistant to Government Statistician.

^d Salary charged to Statistics.

^e Also £20 for domestic service, with quarters, fuel, and light.

HOUSE OF ASSEMBLY.

Speaker	Butler, Henry	12 July, 1877	Elected by the House	200	—
Chairman of Committees	Lette, Henry Elmes	18 July, 1877	Ditto	150	—
Clerk of the House and Librarian to Parliament	Hull, Hugh Munro	21 April, 1864	The Governor in Council, by Letters Patent	400 ^a	25 April, 1834
Clerk Assistant and Librarian	Packer, Fredk. Augustus	1 July, 1878	The Governor in Council	300	1 Feb. 1859
Sergeant-at-Arms	Calder, James Erskine	13 July, 1870	Ditto	100 ^b	1 June, 1829
Door-keeper and Messenger	Livingstone, Alexander	1 Jan. 1875	Ditto	90 ^c	1 Jan. 1875

^a Also Personal Allowance of £100 per annum. Acting Clerk of the House, 26th March, 1862.

^b Also Pension of £470 as late Surveyor-General.

^c House, fuel, gas, water, and £20 for domestic assistance.

OFFICER.	NAME.	Date of Appointment to present Office.	By whom appointed and under what Instrument.	Annual Salary.	Date of First Appointment under Colonial Government.
				£	

COLONIAL SECRETARY'S OFFICE.

Colonial Secretary and Registrar of Records	Moore, William	30 Oct. 1879	The Governor, by Letters Patent	700	—
Assistant Colonial Secretary	Solly, B. Travers	1 Oct. 1857	The Governor in Council	500 ^a	1 Feb. 1855
Chief Clerk	Smith, Henry Edwin	8 July, 1873	Ditto	350	8 Jan. 1848
Record Clerk	Newman, Richard	19 Nov. 1866	Ditto	300	26 July, 1841
Copying Clerk	Honey, M. P.	1 Aug. 1874	Ditto	130	1 Aug. 1874
Clerk	Scott, Hopton	1 Sept. 1880	Ditto	100	1 Jan. 1839
Messenger	Freney, William	1 Jan. 1875	The Governor	90	28 April, 1874
Ditto	Roberts, Henry	1 Jan. 1875	Ditto	40	1 Jan. 1875
Officer-keeper, Public Offices	Norman, Charles	1 Jan. 1869	Ditto	130	1 Jan. 1869

^a Also Personal Allowance for length of service, £50.

COLONIAL TREASURY.

Colonial Treasurer	Giblin, W. R.	30 Oct. 1879	The Governor, by Letters Patent	700	—
Assistant Treasurer and Accountant	Windsor, W. H.	8 July, 1873	Governor in Council	500	7 Oct. 1840
Ministerial Clerk	Packer, J. E.	1 Jan. 1867	Ditto	300	1 Mar. 1859
Clerk in Account Office	Reid, Alexander	1 Sept. 1873	Ditto	280	1 April, 1858
Ditto	Morris, James S.	16 Nov. 1874	Ditto	140	1 Jan 1870
Ditto	Benson, W.	19 May, 1873	Ditto	130	19 May, 1873
Clerk in Revenue Office	Fletcher, G. W.	1 July, 1852	Ditto	350	1 July, 1852
Ditto	Windsor, T.	1 Mar. 1879	Ditto	100	16 Nov. 1874
Clerk in Pay Office	Bennison, J.	16 Nov. 1874	Ditto	170	24 Oct. 1869
Messenger	Thornton, W.	11 Jan. 1875	Ditto	90	1 July, 1870

AUDIT DEPARTMENT.

Colonial Auditor	Lovett, William	8 July, 1873	Governor in Council	600	18 Feb. 1841
Chief Clerk	Johnston, Robt. Mackenzie	28 Sept. 1880	Ditto	400	3 Aug. 1872
Clerk	Honey, William Richard	1 Jan. 1859	Ditto	220	1 Jan. 1859
Ditto	Barnard, Henry Sultz	13 Mar. 1874	Ditto	200	13 Mar. 1874
Ditto	Mitchell, Charles	16 July, 1878	Ditto	100	1 Aug. 1876
Ditto	Hudspeth, Francis R. M.	9 May, 1879	Ditto	70	9 May, 1879
Junior Clerk	Kirwan, Charles De Burgh	7 Oct. 1880	Ditto	50	7 Oct. 1880
Messenger	Kingsley, James	9 Oct. 1876	Ditto	60 ^a	9 Oct. 1876

^a Also £13 for clothing.

CUSTOMS DEPARTMENT.

HOBART.

Inspector of Customs, Collector of Customs, Landing Surveyor, Registrar of Shipping, Registrar of Merchandize Marks	Watt, Thos. Traill	1 July, 1863	The Governor in Council in 1863, Commission of Lords H. M. Treasury in 1841	500 ^a	30 April, 1841
Senior Landing Waiter	Campbell, J. W.	1 July, 1855	The Governor in Council	350 ^b	12 Feb. 1843
Landing Waiter	Bateman, J. R.	15 April, 1862	Ditto	300	9 Feb. 1854
Third Landing Waiter	Tibbs, C.	10 April, 1874	Ditto	155	7 Jan. 1854
Warehouse-keeper	Innes, J. H.	1 May, 1873	Ditto	220	1 Nov. 1865
Chief Clerk	Hewitt, T. E.	24 Aug. 1861	Ditto	350	20 April, 1853
Second Clerk	Hardinge, C. F. B. C.	1 May, 1866	Ditto	220	18 Feb. 1862
Third Clerk	Coverdale, M. C.	1 Sept. 1873	Ditto	170	1 Aug. 1866
Night Watchman	Clarke, William	1 July, 1879	Ditto	56	—
Landing Waiter and Tide Surveyor	Westbrook, H. A.	24 Oct. 1877	Ditto	100 ^c	24 Oct. 1877
Fourth Landing Waiter	Packer, A. H.	1 Jan. 1877	Ditto	110	1 Nov. 1873
Fifth Landing Waiter	Harbroe, J. L.	11 Feb. 1878	Ditto	100	1 July, 1876
Sixth Landing Waiter	Nicholas, W.	1 April, 1878	Ditto	70	1 April, 1878
Messenger	Needham, F.	10 Jan. 1878	Ditto	90	1 Jan. 1864
Landing Waiter's Assistant	Plane, W. M.	1 July, 1879	Ditto	80	1 July, 1879
Cooper and Head Storeman	Johnston, T.	1 July, 1879	Ditto	320	1 July, 1879
Landing Waiter, Spring Bay	M'Cluskey, J. J.	1 June, 1877	Ditto	12	1 June, 1877
Tide Waiter, Port Esperance	Newall, P.	—	—	12	—
Tide Waiter, George's Bay	Dawson, H.	—	—	12	—
Tide Waiter, Three Hut Point	Kavanagh, P.	—	—	12	—

^a Also Personal Allowance for length of service, £100.^b Also Personal Allowance for length of service, £25.^c Also salary from Marine Board.

OFFICE.	NAME.	Date of Appointment to present Office.	By whom appointed and under what Instrument.	Annual Salary.	Date of First Appointment under Colonial Government.
				£	
LAUNCESTON.					
Collector, Landing Surveyor, and Registrar of Shipping	Boyes, Edward T.	1 May, 1873	The Governor in Council	400 ^a	18 Dec. 1839
Senior Landing Waiter	Barnard, James	20 May, 1867	Ditto	300	5 May, 1864
Second Landing Waiter	King, Edmund M.	11 Nov. 1868	Ditto	200	11 Aug. 1868
Third Landing Waiter	Bain, William J.	1 April, 1878	Ditto	115	1 Sept. 1873
Tide Waiter	Blanchard, Thomas	6 May, 1879	Ditto	90	6 May, 1879
Weigher	Crooks, James	21 May, 1879	Ditto	90	21 May, 1879
Chief Clerk	Kent, Charles	1 June, 1854	Ditto	350	1 Sept. 1853
Second Clerk	Rocher, Percy C.	1 Dec. 1876	Ditto	170	6 April, 1870
Third Clerk	Latham, Harry F.	1 April, 1878	Ditto	70	1 April, 1878
Messenger	Croft, Ephraim	1 Feb. 1857	Ditto	90	1 Feb. 1857
Locker	Laffer, James	7 April, 1873	Ditto	130	7 April, 1873
Head Storeman	Cox, George	1 June, 1879	Ditto	120	1 Dec. 1864
Assistant Storeman & Marker	Cox, James	1 June, 1879	Ditto	90	1 June, 1879
Labourer	Abra, John	1 June, 1879	Ditto	80	1 June, 1879
Watchman	Martin, James	1 June, 1879	Ditto	60	1 June, 1879
Landing Waiter, Stanley	Anderson, George	1 Feb. 1878	Ditto	100	1 Jan. 1877
Tide Waiter, Stanley	Grubb, Archibald	1 July, 1878	Ditto	12	14 Jan. 1862
Tide Waiter, Duck River	Ryan, Peter	1 June, 1879	Ditto	12	1 May, 1868
Landing Waiter, Wynyard	Willis, A. B.	1 April, 1879	Ditto	100 ^b	16 Nov. 1860
Tide Waiter, Emu Bay	Berrisford, Henry	1 June, 1876	Ditto	12	1 May, 1871
Tide Waiter, Wynyard	Colhoun, Arthur	1 June, 1876	Ditto	15	1 Sept. 1861
Tide Waiter, River Cam	Paice, Thomas	1 Sept. 1873	Ditto	12	1 Aug. 1871
Landing Waiter, Ulverstone	Maxwell, P. C.	1 Sept. 1878	Ditto	100 ^c	1 Sept. 1878
Landing Waiter, Torquay	Drew, George W.	1 Sept. 1878	Ditto	150	1 July, 1877
Assistant ditto and Clerk	Rooke, B. H.	1 May, 1871	Ditto	50	9 Aug. 1860
Tide Waiter, Burgess	Boag, William	1 Oct. 1877	Ditto	12	13 April, 1872
Tide Waiter, River Don	Wilson, F.	1 Jan. 1880	Ditto	12	12 Sept. 1873

^a Also Personal Allowance for length of service, £100.

^b Also House Allowance, £40.

^c Also House Allowance, £25.

POST OFFICE DEPARTMENT.

HOBART.

Postmaster and Secretary to the Post Office	Douglas, Arthur Cunningham	1 April, 1869	Governor in Council	500	3 Mar. 1853
Chief Clerk and Controller of the Money Order System	Magrath, Thomas Henry	1 Jan. 1879	Ditto	350	1 Oct. 1853
Clerk	Boyes, Henry	1 July, 1871	Ditto	325	2 Feb. 1853
Ditto	Bayly, Henry Vincent	10 April, 1874	Ditto	200	1 July, 1869
Ditto	Storie, Arthur William	12 July, 1869	Ditto	150	12 July, 1869
Ditto	D'Emden, Henry Lyndhurst	10 April, 1874	Ditto	110	1 July, 1873
Ditto	Lord, Octavius	16 Feb. 1874	Ditto	100	16 Feb. 1874
Ditto	Bray, Walter Tom	1 Jan. 1875	Ditto	125	1 Jan. 1875
Ditto	Oldham, Frank Henry Hill	6 Jan. 1879	Ditto	60	6 Jan. 1879
Ditto	Hannaford, Edgar Morrah	1 Mar. 1879	Ditto	60	1 Mar. 1879
Ditto	Cole, William Howard	24 May, 1880	Ditto	50	24 May, 1880
Office-keeper	O'Brien, John Patrick	1 Jan. 1872	Ditto	120	1 April, 1869
Letter Carrier	Crawford, William	21 May, 1860	Ditto	6s. per diem	21 May, 1860
Ditto	St. Leger, Alfred	18 Sept. 1863	Ditto	Ditto	18 Sept. 1863
Ditto	O'Brien, Charles J.	15 Jan. 1872	Ditto	Ditto	15 Jan. 1872
Ditto	Kingsley, John J.	1 Mar. 1875	Ditto	5s. 6d. per diem	1 Mar. 1875
Ditto	Goscomb, William Edward	1 Mar. 1875	Ditto	Ditto	1 Mar. 1875
Junior Letter Carrier	Page, Albert Austin	12 June, 1877	Ditto	3s. 6d. per diem	11 Jan. 1875
Ditto	Wilson, William	19 Mar. 1879	Ditto	2s. 6d. per diem	19 Mar. 1879
Ditto	Chappell, John William	7 July, 1879	Ditto	Ditto	7 July, 1879
Ditto	Alderton, William Thomas	10 June, 1880	Ditto	2s. per diem	10 June, 1880
Mail Guard	Mead, Thomas	1 June, 1877	Ditto	6s. 6d. per diem	1 Sept. 1867
Ditto	Page, William	11 Dec. 1877	Ditto	Ditto	11 Dec. 1877

LAUNCESTON.

Postmaster	Windeatt, William	1 Jan. 1861	Governor in Council	400	1 July, 1841
Clerk	Hunt, William	1 Jan. 1861	Ditto	250	1 Jan. 1861
Ditto	Weetman, Paul	16 Jan. 1872	Ditto	125	16 Jan. 1872
Ditto	Thomson, Thomas	9 July, 1877	Ditto	100	1 Jan. 1876
Ditto	Irwin, Charles	16 Dec. 1878	Ditto	70	16 Dec. 1878
Ditto	Dean, Frank	1 Jan. 1879	Ditto	60	1 Jan. 1879

OFFICE.	NAME.	Date of Appointment to present Office.	By whom appointed and under what Instrument.	Annual Salary.	Date of First Appointment under Colonial Government.
Office-keeper	Brickhill, John	1 June, 1849	Governor in Council	£ 120	1 June, 1849
Letter Carrier	Huttley, James	10 Oct. 1865	Ditto	6s. per diem	10 Oct. 1865
Ditto	Huttley, William	21 Jan. 1869	Ditto	Ditto	24 Jan. 1867
Ditto	Kirkwood, William	31 Aug. 1869	Ditto	Ditto	31 Aug. 1869
Junior Letter Carrier	Meers, Edward	25 Aug. 1873	Ditto	5s. per diem	25 Aug. 1873
Ditto	Briggs, Norman	1 Mar. 1877	Ditto	3s. 6d. per diem	1 Mar. 1877
Ditto	Lamb, Edward	1 April, 1879	Ditto	2s. 6d. per diem	1 Apr. 1879
Ditto	Jones, Hubert	1 Aug. 1879	Ditto	Ditto	1 Aug. 1879

COUNTRY POSTMASTERS.

1 at £100; 1 at £75; 1 at £70; 6 at £50 each; 4 at £40 each; 4 at £35 each; 6 at £30 each; 9 at £25 each; 23 at £20 each; 16 at £15 each; 44 at £10 each; 72 at £5 each.

COLONIAL STOREKEEPER.

Colonial Storekeeper	Huxtable, Charles Henry	1 Jan. 1860	Governor in Council	400	1 Aug. 1856
Clerk	Hamer, Joseph	20 Nov. 1871	Ditto	160	20 Nov. 1871
Ditto	Hull, Hugh, jun.	26 Jan. 1874	Ditto	120	15 April, 1867
Ditto	Eckford, Conway Heatly	17 July, 1878	Ditto	70	17 July, 1878
Resident Clerk, Ordnance Stores	Montgomery Stewart, Thomas Samuel	1 July, 1871	Ditto	75 ^a	1 July, 1871

^a With quarters.

GOVERNMENT PRINTER.

Government Printer	Barnard, James	6 Feb. 1838	By the Secretary of State for the Colonies	500	6 Feb. 1838
Messenger	Manion, Patrick	11 Jan. 1878	The Governor	90	11 Jan. 1878

ELECTRIC TELEGRAPH.

Superintendent of Telegraphs	Henry, R.	1 July, 1878	Governor in Council	350	1 Sept. 1852
Hobart—					
Accountant	Maning, H. T.	1 July, 1878	Ditto	140 ^a	15 Jan. 1867
Operator	Macdonald, J. J.	1 June, 1868	Ditto	200	21 Nov. 1862
Ditto	Bowden, F. P.	1 Jan. 1877	Ditto	100	1 April, 1875
Ditto	Hallam, W. P.	1 Oct. 1878	Ditto	90 ^a	25 June, 1872
Ditto	Morley, O.	1 Oct. 1878	Ditto	70	1 Jan. 1876
Counter Clerk	Mason, A. S.	20 Dec. 1880	Ditto	50	20 Dec. 1880
Learner	Oldham, A. T.	7 Nov. 1880	Ditto	40	1 Oct. 1878
Messenger	Kingsley, T.	1 Oct. 1878	Ditto	30 ^b	1 Oct. 1878
Ditto	Stevens, G.	1 Jan. 1879	Ditto	30 ^b	1 Jan. 1879
Ditto	Marsden, G. F.	1 June, 1879	Ditto	30 ^b	1 June, 1879
Ditto	Chappell, C.	7 Nov. 1880	Ditto	26 ^b	7 Nov. 1880
Launceston—					
Operator in charge	Chitty, T. S.	1 April, 1861	Ditto	275 ^c	1 July, 1859
Operator	Allison, F.	1 Feb. 1879	Ditto	120	1 Mar. 1873
Ditto	Richardson, F.	1 Feb. 1879	Ditto	80	1 Sept. 1877
Ditto	Henry, E. E.	19 July, 1880	Ditto	70	1 April, 1878
Ditto	Walker, R.	1 Feb. 1879	Ditto	60	1 Jan. 1877
Messenger	Meyers, R.	1 Nov. 1878	Ditto	30 ^b	1 Nov. 1878
Ditto	O'Sullivan, J. O.	7 Oct. 1878	Ditto	30 ^b	7 Oct. 1878
Ditto	Lette, E. A.	1 June, 1880	Ditto	26 ^b	1 June, 1880
Ditto	Lamb, T. B.	1 Dec. 1880	Ditto	26 ^b	1 Dec. 1880
Operators—					
Mount Nelson	Duffy, J.	1 July, 1858	Ditto	100 ^d	1 July, 1858
Brighton	Dyer, A. M.	1 Mar. 1874	Ditto	50	1 Mar. 1874
Campbell Town	Cole, L.	22 May, 1879	Ditto	50	22 May, 1879
Cleveland	Coope, E.	1 July, 1880	Ditto	40	1 July, 1880
Emu Bay	Cocker, A.	1 Nov. 1878	Ditto	50	1 Nov. 1878
Green Ponds	Donnelly, J. S.	1 Mar. 1870	Ditto	50	1 Mar. 1870
Longford	Mason, W., junior	18 June, 1863	Ditto	50	18 June, 1863
New Norfolk]	Clewer, W.	1 July, 1871	Ditto	50	1 July, 1871
Oatlands	Lynch, H.	1 May, 1875	Ditto	50	1 May, 1875
Ross	Hall, E.	1 Mar. 1865	Ditto	50	1 Mar. 1865
Avoca	Densley, C.	1 Mar. 1876	Ditto	40	1 Mar. 1876
Bishopsbourne	Leeming, J.	1 Jan. 1878	Ditto	40	1 Jan. 1878
Buckland	Hallam, M.	1 May, 1876	Ditto	40	1 Feb. 1876

^a Service not continuous.

^b And uniform.

^c And £25 for inspection Launceston and Western Railway Telegraph Offices.

^d Paid by Hobart Town Marine Board.

OFFICE.	NAME.	Date of Appointment to present Office.	By whom appointed and under what Instrument.	Annual Salary.	Date of First Appointment under Colonial Government.
				£	
Operators—					
Bothwell	Arnett, M.	1 Oct. 1877	Governor in Council	40	1 Oct. 1877
Carrick	Beck, S.	1 Jan. 1878	Ditto	40	1 Jan. 1878
Chudleigh	Horne, F.	1 July, 1879	Ditto	40	1 July, 1879
Circular Head	Emmett, M. E.	19 Jan. 1876	Ditto	40	19 Jan. 1876
Cressy	Allanby, K.	15 Aug. 1879	Ditto	40	15 Aug. 1879
Don	Allen, C.	1 April, 1879	Ditto	40	1 April, 1879
Falmouth	Holland, M.	1 Aug. 1877	Ditto	40	1 Aug. 1877
Fingal	Pilgrem, T. L.	1 Nov. 1880	Ditto	40	1 Nov. 1880
Forth	Liddle, C.	1 Dec. 1876	Ditto	40	1 Dec. 1876
Franklin	Kennedy, A. H.	1 Mar. 1878	Ditto	40	1 Mar. 1878
Geeves Town	Warburton, J.	28 April, 1878	Ditto	40	28 April, 1878
George Town	Richardson, F.	1 June, 1873	Ditto	40	1 June, 1873
George's Bay	Chapman, M.	1 Sept. 1877	Ditto	40	1 Sept. 1877
Hamilton	Jackson, E. M.	1 Jan. 1878	Ditto	40	1 Jan. 1878
Shipwright's Point	Hawkins, E. C.	27 April, 1878	Ditto	40	27 April, 1878
Kingston	Fisher, C.	16 Jan. 1878	Ditto	40	16 Jan. 1878
Latrobe	Hogg, S.	1 April, 1875	Ditto	40	1 April, 1875
Leven	Button, A.	1 May, 1875	Ditto	40	1 Jan. 1875
Gould's Country	Johnston, J.	10 Mar. 1880	Ditto	40	10 Mar. 1880
Melton Mowbray	Edwards, L.	1 Feb. 1880	Ditto	40	1 Feb. 1880
Macquarie Plains	Matthews, E.	1 Nov. 1873	Ditto	40	1 Nov. 1873
Nine Mile Springs	Miles, J.	1 Dec. 1877	Ditto	40	1 Dec. 1877
Ouse	Higgins, C.	1 Jan. 1876	Ditto	40	1 Jan. 1876
Oyster Cove	Pybus, F.	1 April, 1878	Ditto	40	1 April, 1876
Penguin Creek	Macdonald, E.	1 Nov. 1878	Ditto	40	1 Nov. 1878
Peppermint Bay	Edwards, T. W.	1 July, 1878	Ditto	40	1 July, 1878
Port Cygnet	Hill, S.	21 Feb. 1878	Ditto	40	21 Feb. 1878
Port Esperance	Walters, L. E.	1 Mar. 1879	Ditto	40	1 Mar. 1879
River Cam	Wragge, J.	1 July, 1877	Ditto	40	1 July, 1877
Richmond	Nicholls, P. J.	1 Nov. 1880	Ditto	40	1 Nov. 1880
St. Mary's	Cramp, J. T.	1 Nov. 1878	Ditto	40	1 Nov. 1878
Sorell	Peacock, G.	15 Jan. 1876	Ditto	40	1 July, 1873
Southport	Kennedy, M.	1 April, 1879	Ditto	40	1 April, 1879
Spring Bay	Robinson, R.	1 Mar. 1876	Ditto	40	1 Mar. 1876
Swansea	Smith, A. W.	1 April, 1876	Ditto	40	1 April, 1876
Three Hut Point	Ward, F. H.	1 July, 1878	Ditto	40	1 July, 1878
Torquay	Cocker, C.	1 April, 1875	Ditto	40	1 Jan. 1875
Table Cape	Rudge, L.	1 Dec. 1875	Ditto	40	1 Jan. 1875
Tunbridge	Brain, J.	1 Jan. 1877	Ditto	40	1 Jan. 1877
Victoria	Short, M.	20 Feb. 1878	Ditto	40	20 Feb. 1878
Waratah	Dixon, J. F.	1 Nov. 1878	Ditto	40	1 Nov. 1878
Hastings	Langley, M.	1 July, 1880	Ditto	26	1 July, 1880

COUNCIL OF EDUCATION.

Secretary	Richardson, George ^a	12 Mar. 1868	Governor in Council on recommendation of Council	50	1 May, 1861
-----------	---------------------------------	--------------	--	----	-------------

^a Also Secretary to the Board of Education.

BOARD OF EDUCATION.

Chief Inspector of Schools	Stephens, Thomas	22 Feb. 1869	Governor in Council	500	27 April, 1857
Inspector of Schools	Rule, James	1 Oct. 1876	Ditto	400	21 May, 1855
Secretary	Richardson, George ^a	12 Mar. 1868	Ditto	250	1 May, 1861
Clerk	Roe, Edward Rowland	1 April, 1872	Ditto	150	1 April, 1872
Junior Clerk	Calder, Henry Wedge	11 Feb. 1878	Ditto	70	1 Oct. 1875
Ditto	Turner, Frederick Edward	1 July, 1878	Ditto	50	1 July, 1878
Ditto	Butler, Frank W.	1 Jan. 1880	Ditto	40	1 Jan. 1880
Messenger	M'Cauley, William	8 Mar. 1854	Ditto	90	8 Mar. 1854

^a Also Secretary to the Council of Education.

SUPREME COURT.

Chief Justice	Smith, Sir Francis, Knt.	5 Feb. 1870	The Crown by Letters Patent	1500	1 Jan. 1848
Puisne Judge	Dobson, William Lambert	5 Feb. 1870	Ditto	1200	6 Mar. 1857 ^a
Registrar ^b	Buckland, Henry John	21 Nov. 1866	The Governor by Warrant	500	1 Aug. 1850
Judges' Associate and Clerk of Court ^c	Browne, George	10 Dec. 1866	The Governor by Letter	400	1 Aug. 1862
Chief Clerk, Registrar's Office	Midwood, Vernon	6 Aug. 1841	Ditto	300	26 Nov. 1835

^a Service not continuous.

^b Also Registrar Births, Deaths, and Marriages, and Collector of Probate Duties.

^c Also Registrar of Supreme Court in its Bankruptcy and Small Debts Jurisdictions, and Marshal of Vice-Admiralty Court.

OFFICE.	NAME.	Date of Appointment to present Office.	By whom appointed and under what Instrument.	Annual Salary.	Date of First Appointment under Colonial Government.
Second Clerk, Registrar's	Seager, Philip Samuel ^a	12 Oct. 1865	Governor in Council	£ 200	13 Aug. 1864 ^b
Third Clerk, ditto [Office	Paterson, Frederick John	15 Dec. 1873	Ditto	140	15 Dec. 1873
Crier of the Court	Smith, William	5 April, 1876	Ditto	80	1 Jan. 1874
Ditto, Launceston	Archer, William	1 Oct. 1844	Ditto	20	1 Feb. 1842
Messenger, Judges	Jenkins, William	15 June, 1872	Ditto	90	10 Oct. 1868
Ditto, Registrar	Crowhurst, Robt. George	5 Aug. 1868	Ditto	45 ^c	25 Nov. 1864

^a Also Secretary to the Salmon Commissioners.
^b Employed Colonial Secretary's Office, 14th May, 1863.
^c Half salary.

LAW OFFICERS.

Attorney-General	Dodds, John Stokell	21 Dec. 1878	The Governor, by Letters Patent	700	—
Solicitor-General, Crown Solicitor, and Clerk of the Peace at Hobart Town	Adams, Robert Patten	20 Dec. 1867	Ditto	450	28 Feb. 1857 ^a
Clerk to the Attorney-General	Stops, Frederick	23 Nov. 1860	The Governor in Council	400	21 Nov. 1855
Clerk to the Solicitor-General	Adams, Edward	1 Sept. 1878	Ditto	60	1 Sept. 1878
Clerk to the Law Department	Chambers, Lloyd Eld	1 July, 1878	Ditto	70	1 July, 1878

^a Service not continuous.

SHERIFF.

HOBART.

Sheriff	Swan, John ^a	31 Dec. 1874	The Governor	—	31 Dec. 1874
Deputy Sheriff	Rothwell, John	1 June, 1863	The Governor in Council	350	1 May, 1836
Clerk	Abbott, E. J.	1 Sept. 1873	Ditto	150	19 Nov. 1866
Bailiff and Summoning Officer, Court of Requests	Edwards, G. W.	1 Oct. 1870	Ditto	150	25 Sept. 1867
Messenger	Mann, J. C.	1 Dec. 1842	The Governor in Council	90	1 Oct. 1839
Court House Keeper	Williams, Thomas	1 Nov. 1857	Ditto	80 ^b	1 June, 1842

LAUNCESTON.

Deputy Sheriff	Smith, George	22 Dec. 1866	The Governor in Council	150	3 Oct. 1854
Sheriff's Officer and Clerk	Prosser, Thos. B.	1 Nov. 1863	Ditto	150	24 Jan. 1861
Court Keeper	Archer, William	Oct. 1844	Ditto	80	Feb. 1842

^a Also Inspector of Police.
^b As javelin man.

COURT OF GENERAL SESSIONS, BANKRUPTCY, &c., LAUNCESTON.

Recorder	Whitefoord, John	1 Jan. 1858	Governor, by Letters Patent	600	1 Oct. 1833
Commissioner of Bankruptcy Court	Ditto	1 Jan. 1871	By 34 Vict. No. 32		
Commissioner of the Court of Requests of Launceston	Ditto	July, 1857	Governor, by Commission		
Commissioner of Circuit Courts of Requests at Evandale, Longford, Westbury, and Deloraine	Ditto	20 Oct. 1874	Governor in Council		
Clerk of the Peace	Smith, George	24 Dec. 1866	Governor, by Commission	170	3 Oct. 1854
Registrar Court of Bankruptcy	Ditto	1 Jan. 1871	By 34 Vict. No. 32		
Registrar Court of Requests	Ditto	24 Dec. 1866	Governor in Council		
Collector of Stamp Duties under Sections 12, 13, and 14 of "The Stamp Duties Act, 1870."	Ditto	7 Dec. 1874	Administrator in Council		
Messenger (acting)	Fisher, James	22 Jan. 1871	The Governor	50	1 Feb. 1854
Crier of the Court	Archer, William	April, 1858	Ditto	20	Feb. 1842

LANDS' TITLES.

HOBART.

Recorder of Titles and Collector of Stamp Duties	Adams, George Patten ^a	3 July, 1876	Governor in Council	600	16 Nov. 1860
Solicitor to the Lands' Titles Commissioners	Jackson, John Alexander	6 July, 1880	Ditto	500	3 July, 1876 ^b

^a Also Registrar of Deeds.
^b Resigned 17 May, re-appointed 6 July, 1880.

OFFICE.	NAME.	Date of Appointment to present Office.	By whom appointed and under what Instrument.	Annual Salary.	Date of First Appointment under Colonial Government.
Chief Clerk and Draftsman	Clarke, James Mallard	1 July, 1862	Governor in Council	£ 300	25 July, 1860
Clerk and Draftsman	Farmer, George Finch	13 May, 1880	Ditto	150	1 Nov. 1876
Clerk	Coverdale, Wm. Percy	4 Mar. 1873	Ditto	110	4 Mar. 1873
Clerk	Butler, Roger	12 Feb. 1878	Ditto	100	17 April, 1875
Engrossing Clerk	Atkins, Chas. Richd.	19 July, 1876	Ditto	130	19 July, 1876
Messenger	Crowhurst, Robert George	5 Aug. 1868	Ditto	45 ^a	7 May, 1858 ^b

LAUNCESTON.

Clerk	Boothman, Fred. John ^c	10 July, 1877	Governor in Council	100	1 April, 1861
Junior Clerk	Hobkirk, Louis John	1 Aug. 1877	Ditto	70	1 Aug. 1877

^a Half salary. Messenger to Registrar, Supreme Court.
^b Service not continuous.
^c Deputy-Registrar Births, Deaths, and Marriages, Launceston. Clerk and Draftsman, Lands and Works Department, Launceston.

REGISTRAR OF DEEDS.

Registrar of Deeds	Adams, George Patten	1 May, 1871	Governor in Council	—	16 Nov. 1860
Clerk to Registrar of Deeds	Mewburn, George	1 Aug. 1865	Ditto	160	1 Mar. 1853 ^a

^a Service not continuous.

ECCLESIASTICAL.

CHURCH OF ENGLAND.

Minister, Windermere	Dixon, John	25 May, 1861	Governor in Council	310	25 May, 1861
Ditto, Perth	Galer, David	1 Mar. 1855	Ditto	310	1 Mar. 1855
Ditto, Launceston	Hales, Francis	1 Feb. 1856	Ditto	260	1 Feb. 1856
Ditto, New Norfolk	Murray, W. W. F.	23 Sept. 1854	Ditto	250	15 Nov. 1850
Ditto, Hobart	Smith, G. B.	20 Dec. 1858	Ditto	310	20 Dec. 1858

CHURCH OF SCOTLAND.

Minister, Glen Gala	Dove, Thomas	23 Sept. 1844	Governor in Council	310	23 Sept. 1844
---------------------	--------------	---------------	---------------------	-----	---------------

NOTE.—Under the head of "Salary," Allowances are included. Payments to Ministers of Religion are made through the Governing Bodies of their respective Churches.

ADDITIONAL INFORMATION.

	£	s.	d.
Paid to Governing Body, Church of England, for the purpose of supplying a Chaplain to the Prisoners and Insane, chargeable to Imperial Funds	100	0	0
Paid to Governing Body, Church of Rome, for a like purpose	75	0	0

In Estimates of Expenditure.

Paid to Governing Authority of the Church of Rome	307	9	9
Paid to Governing Authority of the Wesleyan Church	153	14	7
Paid to Governing Authority of the Free Church of Scotland	51	4	10

CHARITABLE INSTITUTIONS.

HOSPITAL FOR INSANE, NEW NORFOLK.

Superintendent and Medical Officer	Macfarlane, William H.	1 Oct. 1880	Governor in Council	450	7 May, 1874
Clerk and Storekeeper	Smales, Charles R.	1 Dec. 1855	Ditto	200	14 Oct. 1853 ^a
Under Keeper	Taylor, Thomas J.	1 Oct. 1855	Ditto	130	1 Oct. 1855
Ditto	Hill, George	1 Sept. 1878	Ditto	100	24 Aug. 1861
Ditto	Bromfield, Edward W.	17 Sept. 1878	Ditto	85	20 April, 1877
Matron	Laland, Martha M.	20 Feb. 1880	Ditto	150	20 Feb. 1880
Sub-matron	Bell, Elizabeth	30 May, 1874	Ditto	60	2 Dec. 1859
Second Sub-matron	Nichols, Louisa	15 July, 1875	Ditto	40	15 July, 1875
Gatekeeper	Morrison, Donald	20 April, 1880	Ditto	45	20 April, 1880
Attendants—					
Baker	Carmody, John	9 Dec. 1880	Ditto	70	20 May, 1874
Carpenter	Weber, Frederick	25 Sept. 1873	Hired by the Superintendent and Medical Officer	46	22 May, 1868
Tailor	Moore, Edwin	29 June, 1880	Ditto	36	29 June, 1880
20 Wardsmen—3 at £46, 3 at £42, 6 at £39, 8 at £36 per annum	—	—	Ditto	—	—
Upper Nurse	Young, Mary	1 Aug. 1879	Ditto	40	15 Nov. 1864
15 Wardswomen—4 at £40, 2 at £36, 4 at £33, 5 at £30 per annum	—	—	Ditto	—	—

^a 3rd Class Clerk, Audit Office.

OFFICE.	NAME.	Date of Appointment to present Office.	By whom appointed and under what Instrument.	Annual Salary.	Date of First Appointment under Colonial Government.
				£	

HOSPITAL FOR INSANE, CASCADES.

Surgeon-Superintendent	Coverdale, John	1 Jan. 1878	Governor in Council	250	1 Jan. 1865
Head Keeper	Muirhead, Alexander	1 Jan. 1872	Ditto	150	1 June, 1871
Under Keeper	Smith, Samuel	1 June, 1871	Ditto	57l 9s 9d	Ditto
Ditto	Reeves, Robert	1 Jan. 1872	Ditto	70	Ditto

9 Attendants at 2s. per diem.

1 Cook and Barber, 2s. per diem.

GENERAL HOSPITAL, HOBART.

House Surgeon	Crowther, A. B.	1 June, 1877	Governor in Council	350	1 June, 1877
Assistant ditto	Holden, Lonsdale Andrew	Ditto	Ditto	200	1 June, 1877
Secretary, Clerk, Steward, Storekeeper	Ventry, Frederick	1 April, 1877	Ditto	250	1 April, 1877
Cook	One	—	Hired by Board	52	—
Gardener	Ditto	—	Ditto	52	—
Day Porter	Ditto	—	Ditto	50	—
Night Porter	Ditto	—	Ditto	50	—
Wardsman	Ditto	—	Ditto	3s. p. d.	—
Cells' Attendant	Ditto	—	Ditto	Ditto	—
Messenger	Ditto	—	Ditto	Ditto	—
Cook's Assistant	Ditto	—	Ditto	1s. p. d.	—
Dispenser's ditto	Ditto	—	Ditto	Ditto	—
Barber	Ditto	—	Ditto	5s. per week	—
Nursing Staff—					
Lady Superintendent	Abbott, Florence M.	1 Jan. 1876	Governor in Council	200	1 Jan. 1876
Head Nurses	Five	—	Ditto	50l. each	—
Under Nurse	One	—	Hired by Lady Superin-	40	—
Ditto	One	—	Ditto [tendent	36	—
Ditto	Five	—	Ditto	30	—
Servants	Two	—	Ditto	20l. each	—
Cleaners	Two	—	Ditto	20l. each	—
Laundress	One	—	Ditto	30	—

HOSPITAL FOR CONTAGIOUS DISEASES, CASCADES.

Medical Officer in charge	Coverdale, J. ^a	18 Nov. 1879	Governor in Council	—	1 Jan. 1865
Clerk and Storekeeper	Coverdale, N. J.	1 July, 1880	Ditto	60 ^b	1 July, 1880
Nurse	Roberts, Mary	1 Jan. 1880	Medical Officer in charge	30	1 April, 1877 ^c

^a Also Surgeon-Superintendent, Hospital for Insane, Cascades.^b With quarters, fuel, light, and rations.^c Service not continuous.

GENERAL HOSPITAL, LAUNCESTON.

House Surgeon	Stewart, Charles A.	1 Oct. 1879	Governor in Council	400	1 Oct. 1879
House Steward	O'Keefe, Richard	1 Nov. 1879	Ditto	100	5 Oct. 1875
Secretary	Gladman, Thomas	1 Jan. 1879	Ditto	25	1 Jan. 1879
Wardsman	Patrick, John	1 April, 1880	By the Board of Manage-	36l. 12s.	1 April, 1880
Ditto	Buttifiant, James	10 Feb. 1879	Ditto [ment	36l. 12s.	5 Nov. 1875
Head Nurse	M'Nee, Mary Ann	1 Nov. 1874	Ditto	54l. 18s.	1 Nov. 1874
Nurse in charge	Gleed, Ernestine	20 Oct. 1879	Ditto	40l.	20 Oct. 1879
Nurse	Coates, Ellen	1 June, 1879	Ditto	36l. 12s.	1 June, 1879
Ditto	Cooper, Clara	1 Aug. 1879	Ditto	36l. 12s.	1 Aug. 1879
Under Nurse	Cooper, Alice	1 Dec. 1879	Ditto	25l.	1 Dec. 1879
Ditto	Coffey, Honora	1 June, 1880	Ditto	25l.	1 June, 1880
Night Nurse	Fowler, May	1 April, 1880	Ditto	25l.	1 April, 1880
Cook	Dolbel, Clement	1 May, 1880	Ditto	36l. 12s.	1 April, 1880
House Cleaner	Lovell, Mary	6 Sept. 1880	Ditto	25l.	6 Sept. 1880
Assistant House Cleaner	Lovell, James	6 Sept. 1880	Ditto	25l.	6 Sept. 1880
Messenger	Hoerning, Charles A.	1 May, 1880	Ditto	36l. 12s.	1 April, 1880
Assistant Wardsman	M'Carthy, John	1 Aug. 1879	Ditto	12l.	1 Aug. 1879
Ditto	Lang, Godfrey	1 Mar. 1878	Ditto	12l.	1 Mar. 1878
Barber	Buttifiant, James	1 May, 1880	Ditto	15l.	1 May, 1880
Gatekeeper	Cadby, William	1 May, 1880	Ditto	18l.	1 May, 1880
Laundress	Flannagan, Eliza	20 Dec. 1880	Ditto	25l.	20 Dec. 1880

NEW TOWN CHARITABLE ESTABLISHMENT.

Superintendent	Withrington, John ^a	1 July, 1879 ^b	Governor in Council	300	1 Jan. 1860
Assistant Superintendent and Storekeeper	Seager, Fredk. Robt.	1 July, 1879	ditto	130	5 Mar. 1869
Head Warder, Male division	Murphy, Simon	5 July, 1880	Colonial Secretary	60	5 July, 1880
General Servant, ditto	Wyles, John	1 July, 1879	ditto	45	1 Oct. 1875
Matron, Female division	Hurst, Louisa	1 Oct. 1878	Governor in Council	80	1 Oct. 1878
Head Nurse and Cook, ditto	Robinson, Cath.	22 June, 1874	Colonial Secretary	36	22 June, 1874

^a Also Superintendent Brickfields Invalid Depôt.^b As Overseer at Port Arthur and Cascades under Imperial Government, from 23rd April, 1850.

OFFICE.	NAME.	Date of Appointment to present Office.	By whom appointed and under what Instrument.	Annual Salary.	Date of First Appointment under Colonial Government.
				£	
BRICKFIELDS PAUPER ESTABLISHMENT.					
Superintendent	Withrington, John ^a	July, 1859 ^b	Governor in Council	—	1 Jan. 1860
Day Watchman	Robinson, Robt.	1 Oct. 1876	Colonial Secretary	36	1 Oct. 1876
Cook	Paupers.	—	The Superintendent, by the authority of the Colonial Secretary.	12	each
Night Watchman		—		12	
Barber		—		6	
2 Washermen		—		£4 10s.	
3 Wardsmen		—		9	
1 ditto		—		6	
4 ditto		—		£4 10s.	
2 ditto		—		£1 10s.	
1 attending Medical Officer and dispensing medicine		—		£1 10s.	
2 Gardeners		—		£4 10s.	

^a Vide New Town Charitable Establishment.

^b As Overseer at Port Arthur and Cascades under Imperial Government, from 23rd April, 1850.

LAUNCESTON PAUPER ESTABLISHMENT FOR MALES.					
Superintendent	Jones, Alfred ^a	1 Sept. 1871	Governor in Council	100	1 Aug. 1855
Warder	Venus, Robert	1 Jan. 1879	ditto	90	1 Jan. 1879

^a Also Superintendent of Penal Establishment.

ADMINISTRATOR OF CHARITABLE GRANTS.					
Administrator (Acting)	O'Boyle, John	1 Jan. 1880	—	300	1 Feb. 1852
Clerk	Burton, William	1 Jan. 1879	Governor in Council	60	1 Jan. 1879
Inquiring Officer	Catley, William A.	16 Feb. 1874	ditto	175	31 Aug. 1854
Assistant ditto	Judge, George	16 Feb. 1874	ditto	165	16 Feb. 1874

INSPECTOR OF POLICE.					
Inspector of Police	Swan, John ^a	1 Jan. 1875	Governor in Council	500	1 Jan. 1875
Clerk to Inspector	Norman, Francis J. P.	1 Oct. 1868	ditto	200	20 Nov. 1866
Chief District Constable	Quodding, Henry G.	1 Aug. 1871	ditto	160	20 April, 1855
Ditto	Propsting, James	1 Jan. 1858	ditto	150	6 July, 1855
Ditto	Lambert Jno.	10 Oct. 1859	ditto	150	25 July, 1856
Ditto	Harris, Robert J.	1 July, 1878	ditto	150	28 Oct. 1844
Ditto	Driscoll, Richard	1 Aug. 1874	ditto	150	25 July, 1867
Ditto	Berresford, Henry	1 June, 1876	ditto	150	1 May, 1871
Ditto	Stuart, Robert W.	1 July, 1878	ditto	150	1 May, 1869
Ditto	Armstrong, Robert	1 Dec. 1878	ditto	150	16 April, 1861
Ditto	Wilson, James	14 Mar. 1864	ditto	150	14 Mar. 1864

^a Also Sheriff without salary.

POLICE AND STIPENDIARY MAGISTRATES.					
Police Magistrate, Hobart and Kingston	Tarleton, W.	1 May, 1871	Governor in Council	600 ^a	1 Mar. 1842
Stipendiary Magistrate, Three Hut Point	Daldy, H. J.	1 Jan. 1859	ditto	100 ^a	1 Jan. 1859
Stipendiary Magistrate, Franklin	Walpole, E. A.	1 July, 1854	ditto	230 ^b	1 July, 1854
Police Magistrate, Launceston	Murray, H. T. A.	1 July, 1880	ditto	350 ^c	1 Aug. 1856
Stipendiary Magistrate, Bridport	Boyd, A. H.	1 April, 1879	ditto	150 ^d	1 June, 1871 ^e
Stipendiary Magistrate and Health Officer, George Town	Richardson, Jas.	1 Jan. 1872	ditto	250 ^f	1 Jan. 1860
Visiting Magistrate, Beaconsfield and Lisle	Shaw, B.	1 Jan. 1880	ditto	50 ^g	2 Sept. 1853 ^h
Police Magistrate, Port Sorell	Douglas, H.	1 May, 1880	ditto	300 ^h	1 May, 1880
Stipendiary Magistrate, &c., Russell	Anderson, G.	1 Jan. 1877	ditto	100 ^j	1 Jan. 1877
Stipendiary Magistrate, &c., Emu Bay and Wynyard	Willis, A. B.	1 June, 1866	ditto	200 ^k	1 Nov. 1860
Stipendiary Magistrate, George's Bay	Dawson, H.	1 Jan. 1878	ditto	150 ^l	1 Jan. 1878

^a Also £50 Travelling Allowance.

^b Also £50 Travelling Allowance, and Pension £113 6s. 8d.

^c Also £50 House Allowance.

^d Also £100 Travelling and Forage Allowance.

^e Service not continuous.

^f Also Travelling Expenses for visiting Beaconsfield.

^g Also Travelling Expenses for visiting Beaconsfield; £325 Salary as Commissioner of Mines; and £35 Forage Allowance.

^h Also £25 Travelling Allowance.

^j Also £100 Salary as Landing Waiter, Circular Head, and £25 Forage Allowance.

^k Also £100 Salary as Landing Waiter, Wynyard; £40 House Allowance; and £25 Travelling Allowance.

^l Also Commissioner of Mines, Salary £50, and £25 Travelling Allowance.

OFFICE.	NAME.	Date of Appointment to present Office.	By whom appointed and under what Instrument.	Annual Salary.	Date of First Appointment under Colonial Government.
				£	

POLICE CLERKS.

Bench Clerk, Hobart, Police Office	Reynolds, Laurence	1 July, 1855	The Governor in Council	330	1 Mar. 1852
Information Clerk, ditto	Midwood, Edwin	1 May, 1862	Ditto	225	1 Sept. 1842
Police Clerk, Kingston ^a	—	—	—	—	—
Ditto, Franklin ^a	—	—	—	—	—
Ditto, Launceston	Spotswood, Christopher	30 Nov. 1858	Ditto	250	30 Nov. 1858 ^b
Information Clerk, Launceston	Gibton, Robert	1 July, 1866	Ditto	150	1 July, 1866
Police Clerk, George Town ^a	—	—	—	—	—
Ditto, Port Sorell	Rooke, B. H.	1 Jan. 1872	Ditto	150 ^c	9 Aug. 1860

^a The duties of Clerk at Kingston, Franklin, and George Town, are discharged by Acting District Constable Wood, Police Sergeant Wheeldon, and Constable Waller respectively, who receive £25 per annum each as clerical allowance, except Police Sergeant Wheeldon who receives £35 per annum.

^b Mr. Spotswood was originally appointed by the Mayor of Launceston and afterwards transferred to the service of the Government.

^c Also £50 as Landing Waiter and Clerk at Port Frederick.

PENAL ESTABLISHMENTS.

GAOL FOR MALES, HOBART.

Gaoler and Superintendent	Atkins, Ringrose A.	1 April, 1874	Governor in Council	336	31 Mar. 1856 ^a
Deputy Gaoler and Assistant Superintendent	Oldham, Thomas E.	15 Oct. 1879	Ditto	125	10 May, 1873
Clerk and Dispenser	Penny, George B.	1 Aug. 1879	Ditto	150	1 June, 1864
Gatekeeper	Blong, Andrew	27 Nov. 1879	Ditto	5s. per diem	7 Aug. 1878
Senior Constable	Smith, John T.	1 Jan. 1874	Ditto	100	1 July, 1861
Night Officer, Dormitories	Fisher, Jesse	17 Dec. 1875	Ditto	5s. per diem	9 July, 1873
Ditto	Matthews, George	7 Jan. 1878	Ditto	4s. 3d. per diem	10 Sept. 1868
Ditto	Ransom, Henry	27 Nov. 1879	Ditto	4s. per diem	1 May, 1859
Overseer Cook-house and Dormitories	Abel, James	7 Jan. 1878	Ditto	4s. 6d. per diem	3 Aug. 1875
Overseer, stone shed	Wigmore, Joseph	1 Jan. 1874	Ditto	120	29 Feb. 1868
Ditto, Public Works Gang	Cooke, Reynolds	1 April, 1856	Ditto	120	1 April, 1856
Ditto, Shoemaker's Shop	Harrison, Thomas	7 Dec. 1875	Ditto	35s. per week	7 Dec. 1875
Ditto, Tailor's Shop	Chester, W. J.	19 April, 1880	Ditto	5s. per diem	19 April, 1880
Ditto, Carpenters	Carlsen, Peter O.	11 April, 1877	Ditto	100l.	19 May, 1872
Station and Receiving Officer	Pogue, Andrew G.	15 Oct. 1879	Ditto	5s. per diem	15 Oct. 1879
Writer	Donnelly, John	7 Jan. 1879	Ditto	5s. per diem	1 Oct. 1871

4 Turnkeys or Warders, 1 at 5s. 6d., 3 at 5s. each per diem ; 5 Armed Guard at 5s. ditto ; 3 Prison Constables, at 3s. ditto ; 2 ditto, at 2s. 9d. ; 2 ditto, at 2s. 8d. ; 1 ditto, at 2s. 6d. ; 2 ditto, at 2s. 4d. ; 1 Messenger, at 3s. 6d. ditto.

^a Original appointment in Convict Department (Imperial Government) 1st January, 1842 ; service since then continuous.

GAOL FOR FEMALES, HOBART.

Gaoler and Superintendent	Atkins, Ringrose A.	1 April, 1877	The Governor in Council	—	31 Mar. 1856 ^a
Matron	Galt, Margaret	17 June, 1874	Ditto	60	1 Jan. 1865
Warder	Montgomery, M. A.	20 June, 1865	Ditto	60	20 June, 1865
Ditto	Proctor, Eliza	11 July, 1870	Ditto	50	11 July, 1870
Nurse and Midwife	Paul, C. E.	12 Aug. 1867	Ditto	50	12 Aug. 1867
Writer and Office Constable	Connolly, James	1 Mar. 1879	Ditto	4s. per diem	22 Oct. 1876

^a Original appointment in Convict Department (Imperial Government) 1st January, 1842 ; service since then continuous.

GAOL, LAUNCESTON.

Gaoler, Superintendent, and Storekeeper	Jones, Alfred ^a	1 Sept. 1871	Governor in Council	180	1 Aug. 1855
Under Gaoler	Millar, William	29 Sept. 1854	Ditto	150	29 Sept. 1854
Clerk	Biggs, Alexander B.	1 Nov. 1861	Ditto	80	1 Nov. 1861
Matron	Penman, Mary	1 Jan. 1875	Ditto	100	1 Feb. 1866
Female Warder	Penman, Margaret	18 Mar. 1878	Ditto	35 ^b	18 Mar. 1878
Ditto	Biggs, Mary	16 Nov. 1879	Ditto	35 ^b	16 Nov. 1879
Overseer Public Works Gang	Young, James	7 Aug. 1875	Ditto	100	1 Jan. 1872
Receiving Officer and Gatekeeper	Shelley, William	5 Oct. 1875	Ditto	100	1 Aug. 1875
Senior Warder	Totterdell, Thomas	1 Jan. 1872	Ditto	90	6 April, 1865

^a Also Superintendent of Invalid Depôt.

^b With rations.

OFFICE.	NAME.	Date of Appointment to present Office.	By whom appointed and under what Instrument.	Annual Salary.	Date of First Appointment under Colonial Government.
Warder	Millar, W., junior	1 June, 1875	Governor in Council	£ 5s. per diem	1 June, 1875
Warder	M'Donald, Bernard	1 Oct. 1878	Ditto	Ditto	1 Mar. 1877
Senior Constable	Weavell, Edwin S.	1 Sept. 1872	Ditto	86/11s9d	1 Sept. 1872
Constable	Dawson, Charles	8 Nov. 1879	Ditto	60 ^a	8 Nov. 1879
Constable	Harris, Arthur James	11 Sept. 1880	Ditto	60 ^a	11 Sept. 1880
Messenger	Ramsden, Charles	1 July, 1876	Ditto	10 ^a	1 July, 1876

^a With rations.

MASTER GUNNER'S DEPARTMENT AND POWDER MAGAZINES.

Master Gunner, Powder Magazine Storekeeper, Inspector of Licensed Magazines, Armourer of Volunteers, &c., Hobart	Chisholm, James	1 June, 1872	Governor	150 ^a	1 Jan. 1865
Assistant to ditto, Launceston	Martini, Frank	1 June, 1872	ditto	120 ^b	1 Jan. 1864
Military Storeman	Hooper, William	3 June, 1876	Colonial Secretary	5s. per working day ^c	3 June, 1876
Ditto	Curtis, Thomas	1 Jan. 1879	ditto	ditto	1 Jan. 1879
Constable—Day Guard	Cooper, John	28 July, 1880	Governor	5s. per day ^d	1 Oct. 1879
Ditto—Night Guard	Cleveland, Henry	1 Jan. 1880	ditto	ditto ^e	1 Jan. 1880

^a With Uniform, Quarters, Fuel, and Light, at Military Stores.

^b With Uniform.

^c With Quarters at Artillery Drill Yard ; as Caretaker and Lamplighter, 3s. per week.

^d With Quarters at Magazine Guard House.

^e With Quarters in old Merchant's Magazine.

PUBLIC BUILDINGS, LAUNCESTON.

Messenger Lands and Works Offices	Bryan, Thomas	11 May, 1880	Governor in Council	100	11 May, 1880
-----------------------------------	---------------	--------------	---------------------	-----	--------------

GOVERNMENT STATISTICIAN.

Government Statistician	Nowell, Edwin Cradock ^a	1 Jan. 1867	The Governor	100 ^b	1 Oct. 1857
Assistant Statist	Langworthy, Fortescue ^c	10 July, 1879	The Governor in Council	80	10 July, 1878
Clerical Assistant	Collier, Charles James Frederick ^d	10 June, 1879	ditto	50	10 June, 1879

^a Also Clerk to Executive and Legislative Councils.

^b Salary as Clerk of Legislative Council reduced by so much.

^c Also Clerk Assistant to Legislative Council.

^d Also Clerical Assistant to Legislative Council.

MEDICAL.

Health Officer for Hobart, Medical Officer to Government Establishments and Paupers, Hobart	Turnley, Geo. Washington	1 Feb. 1877	The Governor in Council	350 ^a	1 Jan. 1860
Officer of Health	Hall, E. S.	10 Jan. 1876	Ditto	100	10 Jan. 1876
Medical Officer attending on Paupers, Westbury	Allnutt, W.	1 Jan. 1878	Ditto	25	1 Jan. 1878
Medical Officer to Paupers, Longford	Appleyard, James	1 Aug. 1878	Ditto	25	1 Aug. 1878
Health and Medical Officer to Police, Emu Bay	Wilson, Thomas	20 March, 1878	Ditto	25	20 Mar. 1878
Ditto, Port Sorell	Wilkinson, Fred. B. St. George	1 March, 1879	Ditto	50	1 Mar. 1879
Ditto, Deloraine	MacNeece, J. Moore	18 July, 1879	Ditto	25	18 July, 1879

^a Also, House Allowance, £50, and Travelling Allowance, £50.

CHIEF INSPECTOR OF SHEEP.

Chief Inspector	Whyte, James	1 Mar. 1870	Governor in Council	500	1 Mar. 1870
Clerk	Penny, John Compton	1 April, 1870	Governor	180	1 April, 1870
Sub-Inspector	Harrison, William	20 Mar. 1870	Governor in Council	200	20 Mar. 1870
Ditto	Tabart, Thomas Alfred	20 Mar. 1870	Ditto	200	20 Mar. 1870
Ditto	Fletcher, Melmoth	20 Mar. 1870	Ditto	200	20 Mar. 1870
Ditto	Tabart, Charles Whiteford	8 July, 1875	Ditto	200	8 July, 1875

The Chief Inspector and the Sub-Inspectors also receive £150 in lieu of forage and travelling expenses.

The above Salaries are paid out of the Scab Act Fund.

OFFICE.	NAME.	Date of Appointment to present Office.	By whom appointed and under what Instrument.	Annual Salary.	Date of First Appointment under Colonial Government.
				£	

LANDS AND WORKS.

LANDS BRANCH.

Minister of Lands and Works	O'Reilly, C.	23 Dec. 1878	The Governor by Letters Patent	700	—
Deputy Commissioner of Crown Lands	Hull, H. J.	1 July, 1873	Governor in Council	500	1 Aug. 1847
Ministerial Clerk	Lovett, George F.	1 Jan. 1868	Ditto	300	1 Jan. 1859
Clerk	Lovett, Frank	1 Jan. 1876	Ditto	100	1 Jan. 1876
Junior Clerk	Molloy, T. P.	1 Jan. 1877	Ditto	90	1 Jan. 1877
Chief Draftsman	Windsor, F. J.	12 Nov. 1851	Ditto	350	28 April, 1840
Draftsman	Reid, Albert	18 Aug. 1856	Ditto	280	18 Aug. 1856
Ditto	Abbott, F. W.	1 Sept. 1863	Ditto	170	1 Sept. 1863
Ditto	Searl, Frank	1 Jan. 1874	Ditto	160	1 Jan. 1874
Ditto	Castray, E. R. W.	1 Jan. 1876	Ditto	110	1 Jan. 1876
Junior Draftsman	Creswell, A. T.	1 Feb. 1878	Ditto	80	1 Feb. 1878
Ditto	Garrard, Thomas	1 June, 1880	Ditto	50	1 June, 1880
Lithographer	Eckford, R. C.	1 April, 1875	Ditto	130	1 Feb. 1872
Office Keeper, and Messenger	Fowler, George	1 Oct. 1853	Ditto	110	1 Oct. 1853
Junior Messenger	Fowler, G. W.	18 June, 1877	Ditto	40	18 June, 1877
Clerk and Draftsman, Launceston	Boothman, F. J.	1 April, 1861	Ditto	200	1 April, 1861
Commissioner of Gold Fields and Commissioner of Mines	Shaw, Bernard	20 Nov. 1876	Ditto	325	2 Sept. 1853 ^a
Commissioner of Mines	Dawson, Henry	19 Nov. 1877	Ditto	150	19 Nov. 1877
Mining Registrar	Smith, P.	1 Jan. 1878	Ditto	100	16 Mar. 1874
Mining Surveyor	Sprent, C. P.	11 Feb. 1878	Ditto	50	11 Feb. 1878
Ditto	Smith, G. C.	7 Feb. 1876	Ditto	25	7 Feb. 1876

^a Service not continuous.

PUBLIC WORKS BRANCH.

Director of Public Works & Commissioner of Main Roads	O'Reilly, C.	30 Oct. 1879	The Governor by Letters Patent	—	—
Engineer-in-Chief	Fincham, James	9 April, 1877	Governor in Council	650	9 April, 1877
Chief Clerk	Smith, W.	1 Jan. 1871	Ditto	280	12 Jan. 1863
Clerk	Cato, W. C.	1 Feb. 1878	Ditto	120	8 Dec. 1873
Clerk	Gaynor, B. G.	1 Feb. 1878	Ditto	100	1 Jan. 1878
Junior Clerk	Hudson, A. W. L.	1 Jan. 1879	Ditto	60	18 May, 1878
Draftsman	Eldridge, W. W.	30 June, 1879	Ditto	200	13 May, 1878
Inspector of Roads, North side	Cresswell, M.	1 Oct. 1879	Ditto	250	18 Dec. 1877
Inspector of Roads, South side	Helmer, J.	19 Mar. 1877	Ditto	250	19 Mar. 1877
Clerk of Works	Shield, J. G.	25 Mar. 1879	Ditto	200	25 Mar. 1879

SALMON AND TROUT BREEDING ESTABLISHMENT.

Superintendent ^a	—	—	—	—	—
Secretary to the Commissioners	Seager, Philip Samuel	13 Sept. 1876	Governor in Council	25	13 Aug. 1864 ^b
Assistant at River Plenty	Stannard, John	21 April, 1864	Ditto	91 <i>l.</i> 5 <i>s.</i>	21 April, 1864

^a Vacant.

^b Vide Supreme Court.

LAUNCESTON AND WESTERN RAILWAY.

GENERAL OFFICES.

Secretary and Manager	Lord, R. W.	3 Aug. 1872	The Governor	500	3 Aug. 1872
Accountant	Israel, J. W.	1 Dec. 1880	Ditto	250	3 Aug. 1872
Cashier and Storekeeper	Weedon, Aubrey	1 Sept. 1880	Ditto	300	3 Aug. 1872
Clerk in Audit	Lovett, W. H.	1 Aug. 1874	Ditto	175	7 Jan. 1869
Inspecting Surveyor	Dowling, L.	1 July, 1874	Ditto	300	3 Aug. 1872
Locomotive Superintendent	Batchelor, W. E.	3 Aug. 1872	Ditto	300	3 Aug. 1872
Inspector of Telegraphs	Chitty, Thomas S. ^a	3 Aug. 1872	Ditto	25	1 July, 1859

^a Also Chief Operator, Telegraph Department, Launceston.

TRAFFIC DEPARTMENT.

<i>Launceston.</i> Station Master	Ferguson, Frederick	1 Sept. 1880	Ditto	175	3 Aug. 1872
Goods Clerk	Barnes, P. N.	1 Sept. 1880	Ditto	110	1 Oct. 1877
Booking Clerk	Murphy, Frank	1 Sept. 1880	Ditto	50	1 Sept. 1880
Pointsman	Cummings, Archibald	20 Oct. 1873	Ditto	8 <i>s.</i> per diem	3 Aug. 1872

OFFICE.	NAME.	Date of Appointment to present Office.	By whom appointed and under what Instrument.	Annual Salary.	Date of First Appointment under Colonial Government.
Porter	Harrison, R.	1 Jan. 1876	The Governor	£ 6s. per diem	1 Jan. 1876
Ditto	Robertson, James	1 Sept. 1875	Ditto	6s. ditto	1 April, 1875
Ditto	Whatmore, George	1 May, 1880	Ditto	6s. ditto	1 May, 1880
Ditto	Logan, Andrew	1 June, 1880	Ditto	5s. ditto	1 June, 1880
Guard	Cornell, Robert	3 Aug. 1872	Ditto	8s. 4d. ditto	3 Aug. 1872
Ditto	Quarry, William	3 Aug. 1872	Ditto	Ditto	3 Aug. 1872
Messenger	Brown, Joseph	3 Aug. 1872	Ditto	5s. ditto	3 Aug. 1872
Night Watchman	Beazely, Joseph	1 April, 1878	Ditto	5s. per night	3 Aug. 1872
<i>Evandale.</i>					
Station Master	Darby, H. E.	1 Feb. 1874	Ditto	140	3 Aug. 1872
Clerk	Bryan, J.	1 Aug. 1880	Ditto	26l. 19s.	1 Aug. 1880
<i>Perth.</i>					
Station Master	Galer, C. M. A.	13 Aug. 1874	Ditto	100	13 Aug. 1874
Gatekeeper and Porter	Cartwright, E.	13 Aug. 1874	Ditto	4s. 2d. per diem	3 Aug. 1872
<i>Longford.</i>					
Station Master	Woolnough, W. H.	1 Sept. 1880	Ditto	150	8 Dec. 1873
Goods Clerk	Belstead, F.	1 Sept. 1880	Ditto	80	1 Dec. 1878
Porter	Cartledge, John	3 Aug. 1872	Ditto	5s. 6d. per diem	3 Aug. 1872
Ditto	Bissell, John	5 Jan. 1874	Ditto	Ditto	5 Jan. 1874
Watchman	Williams, Edward	1 May, 1878	Ditto	25s. per week	1 May, 1878
<i>Hagley.</i>					
Station Master	Parry, David	1 April, 1873	Ditto	93l. 18s.	1 April, 1873
<i>Westbury.</i>					
Station Master	Harris, C. H.	10 Sept. 1880	Ditto	120	3 Aug. 1872
<i>Exton.</i>					
Station Master	Woolnough, William	3 Aug. 1872	Ditto	80	3 Aug. 1872
<i>Deloraine.</i>					
Station Master	Clark, Frederick	10 Sept. 1880	Ditto	150	1 Jan. 1873
Clerk	Abey, J. R.	1 Aug. 1880	Ditto	40	1 Aug. 1880
Porter	Cottam, Robert	3 Aug. 1872	Ditto	6s. per diem	3 Aug. 1872
Ditto	Griffiths, John	10 Mar. 1876	Ditto	5s. ditto	10 Mar. 1876

One Gatekeeper at 3s. 2d. per diem ; three at 1s. 6d. per diem ; sixteen at 1s. per diem.

LOCOMOTIVE DEPARTMENT.

Fitter	Lord, W. F.	3 Aug. 1872	Ditto	10s. per diem	3 Aug. 1872
Ditto	Coates, Thomas	8 Nov. 1874	Ditto	11s. 6d. ditto	8 Nov. 1874
Carpenter	Ruston, Thomas	1 April, 1873	Ditto	10s. ditto	3 Aug. 1872
Joiner	Duff, Benjamin	1 Jan. 1876	Ditto	9s. ditto	1 Jan. 1876
Painter	Easther, Robert	13 April, 1874	Ditto	10s. ditto	13 April, 1874
Engineman	Saunders, Charles	3 Aug. 1872	Ditto	11s. ditto	3 Aug. 1872
Ditto	Saunders, C. P.	3 Aug. 1872	Ditto	11s. ditto	3 Aug. 1872
Ditto	Patten, John	1 Feb. 1874	Ditto	11s. ditto	3 Aug. 1872
Fireman	Douglas, Thomas	1 Feb. 1874	Ditto	7s. 6d. ditto	3 Aug. 1872
Ditto	Wilkinson, Thomas	18 Oct. 1874	Ditto	Ditto	3 Aug. 1872
Ditto	Fraser, Alexander	1 Sept. 1875	Ditto	Ditto	15 April, 1875
Cleaner	Scott, William	1 Dec. 1875	Ditto	6s. 6d. ditto	1 Dec. 1875
Ditto	Scott, William, jun.	29 Sept. 1879	Ditto	Ditto	29 Sept. 1879
Blacksmith	Brown, Andrew	3 Aug. 1872	Ditto	10s. ditto	3 Aug. 1872
Striker	Butterworth, J.	3 Aug. 1872	Ditto	6s. 6d. ditto	3 Aug. 1872
Storeman	Fraser, Hugh	1 Feb. 1879	Ditto	7s. ditto	1 July, 1875

Four labourers at 6s. per diem each.

PERMANENT WAY DEPARTMENT.

1 Ganger, at 10s. per diem ; 3 Gangers, at 8s. per diem each ; 6 Gangers, at 7s. per diem each ; 33 Labourers, at 5s. per diem each.

OFFICE.	NAME.	Date of Appointment to present Office.	By whom appointed and under what Instrument.	Annual Salary.	Date of First Appointment under Colonial Government.
				£	

REAL AND PERSONAL ESTATES DUTIES DEPARTMENT.

HOBART.

Commissioner	Butler, Francis	1 April, 1880	Governor in Council	400	Jan. 1849
Chief Clerk	Norman, Ernest A.	8 April, 1880	Ditto	175	1 April, 1869
Junior Clerk	Toby, Charles	8 April, 1880	Ditto	50	8 April, 1880

LAUNCESTON.

Commissioner	Henry, Samuel	1 April, 1880	Governor in Council	400	1 April, 1880
Chief Clerk	King, Keith J.	20 April, 1880	Ditto	175	20 April, 1880
Junior Clerk	McQueen, Stuart	17 May, 1880	Ditto	50	17 May, 1880

MILITARY ESTABLISHMENT.

PERMANENT STAFF.

Commandant and Inspecting Field Officer	Angelo, Lieut.-Colonel	19 May, 1880	The Governor	200	19 May, 1880
Officer Commanding Northern Division	Edward Fox				
	Home, Lieut.-Colonel	10 June, 1878	Ditto	100	17 Mar. 1860
	Rodham Catherine Davidson				
Staff Officer of the Local Forces	Boddam, Captain Edmond	18 Feb. 1878	Ditto	300 ^a	18 Feb. 1878
Staff Officer, Northern Division	Meyer Tudor				
	Hunt, Captain William	16 Feb. 1880	Ditto	—	20 May, 1878
Garrison Sergeant-Major and Sergeant-Instructor of Musketry, Southern Division.	Alderton, William	17 April, 1878	Ditto	150 ^b	10 July, 1863 ^c
Sergeant-Major and Assistant-Instructor in Gunnery	Brears, George	5 Nov. 1880	Ditto	150 ^b	5 Nov. 1880
Garrison Sergeant-Major, Northern Division	Young, William	4 Dec. 1878	Ditto	109 <i>l.</i> 4 <i>s.</i> ^d	4 Dec. 1878
Master-Gunner and Armourer	Chisholm, James	1 June, 1872	Ditto	150 ^e	1 Jan. 1865
Assistant Master-Gunner, Northern Division	Martini, Frank	1 June, 1872	Ditto	120	1 Jan. 1864
Messenger and Office-keeper at Head Quarters, Hobart	Markham, William	25 Sept. 1878	Ditto	45 ^f	16 July, 1873

^a With quarters at Military Barracks, Hobart.
^b With quarters, fuel, and light at Military Barracks, Hobart.
^c Service not continuous.
^d With quarters at Drill Grounds, Launceston.
^e With quarters, fuel, and light at Military Stores, Hobart.
^f With quarters at Prince of Wales' Battery.

[Compiled from Returns furnished by the several Departments.]

E. C. NOWELL, Government Statistician.

INDEX to Return of Civil and Military Establishments.

<i>Name.</i>	<i>Page.</i>	<i>Name.</i>	<i>Page.</i>	<i>Name.</i>	<i>Page.</i>	<i>Name.</i>	<i>Page.</i>
Abbott, E. J.	17	Butterworth, J.	24	Dobson, W. L.	16	Harrison, R.	24
Abbott, F. M.	19	Buttinfant, J.	19	Dodds, J. S.	17	Harrison, T.	21
Abbott, F. W.	23	Button, A.	16	Dolbel, C.	19	Harrison, W.	22
Abel, J.	21	Cadby, W.	19	Donnelly, J.	21	Hawkins, E. C.	16
Abey, J. R.	24	Calder, H. W.	16	Donnelly, J. S.	15	Helmer, J.	23
Abra, J.	14	Calder, J. E.	12	Doran, J.	12	Henry, E. E.	15
Adams, E.	17	Campbell, J. W.	13	Douglas, A. C.	14	Henry, R.	15
Adams, G. P.	17 & 18	Carlsen, P. O.	21	Douglas, H.	20	Henry, S.	25
Adams, R. P.	17	Carmody, J.	18	Douglas, T.	24	Hewitt, T. E.	13
Aikenhead, J.	12	Cartledge, J.	24	Dove, T.	18	Higgins, C.	16
Alderton, W.	25	Cartwright, E.	24	Dowling, L.	23	Hill, G.	18
Alderton, W. T.	14	Castray, E. R. W.	23	Drew, G. W.	14	Hill, S.	16
Allanby, K.	16	Catley, W. A.	20	Driscoll, R.	20	Hobkirk, L. J.	18
Allen, C.	16	Cato, W. C.	23	Duff, B.	24	Hoerning, C. A.	19
Allison, F.	15	Chambers, L. E.	17	Duffy, J.	15	Hogg, S.	16
Allnutt, W.	22	Chapman, M.	16	Dyer, A. M.	15	Holden, L. A.	19
Anderson, G.	14 & 20	Chappell, C.	15			Holland, M.	16
Angelo, E. F.	25	Chappell, J. W.	14	Easther, R.	24	Home, R. C. D.	25
Appleyard, J.	22	Chester, W. J.	21	Eckford, C. H. M.	15	Honey, M. P.	13
Archer, W.	17	Chisholm, J.	22 & 25	Eckford, R. C.	23	Honey, W. R.	13
Armstrong, R.	20	Chitty, T. S.	15 & 23	Edwards, L.	16	Hooper, W.	22
Arnett, M.	16	Clark, F.	24	Edwards, G. W.	17	Horne, F.	16
Atkins, C. R.	18	Clark, J. M.	18	Edwards, T. W.	16	Hudson, A. W. L.	23
Atkins, R. A.	21	Clarke, W.	13	Eldridge, W. W.	23	Hudspeth, F. R. M.	13
		Cleveland, H.	22	Emmett, M. E.	16	Hull, H. J.	23
Bain, W. J.	14	Clewer, W.	15	Evans, G. F.	12	Hull, H. M.	12
Barnard, H. S.	13	Coates, E.	19			Hull, H., Jun.	15
Barnard, J.	15	Coates, T.	24	Farmer, G. F.	18	Hunt, W.	14
Barnard, J., Jun.	14	Cocker, A.	15	Ferguson, F.	23	Hunt, W.	25
Barnes, P. N.	23	Cocker, C.	16	Fincham, J.	23	Hurst, L.	19
Batchelor, W. E.	23	Coffey, H.	19	Fisher, C.	16	Huttley, J.	15
Bateman, J. R.	13	Cole, L.	15	Fisher, J.	17	Huttley, W.	15
Bayley, H. V.	14	Cole, W. H.	14	Fisher, J.	21	Huxtable, C. H.	15
Beazley, J.	24	Colhoun, A.	14	Flannagan, E.	19		
Beck, S.	16	Collier, C. J. F.	12 & 22	Flannagan, E.	19	Innes, F. M.	12
Bell, E.	18	Connolly, J.	21	Fletcher, G. W.	13	Innes, J. H.	13
Belstead, F.	24	Cooke, R.	21	Fletcher, M.	22	Irwin, C.	14
Bennison, J.	13	Coope, E.	15	Fowler, G.	23	Israel, J. W.	23
Benson, W.	13	Cooper, A.	19	Fowler, G. W.	23		
Berresford, H.	20	Cooper, C.	19	Fowler, M.	19	Jackson, E. M.	16
Berrisford, H.	14	Cooper, J.	22	Fraser, A.	24	Jackson, J. A.	17
Biggs, A. B.	21	Cornell, R.	24	Fraser, H.	24	Jenkins, W.	17
Biggs, M.	21	Cottam, R.	24	Freny, W.	13	Johnston, J.	16
Bissell, J.	24	Coverdale, J.	19			Johnston, R. M.	13
Blanchard, T.	14	Coverdale, M. C.	13	Galer, C. M. A.	24	Johnston, T.	13
Blong, A.	21	Coverdale, N. J.	19	Galer, D.	18	Jones, A.	20 & 21
Boag, W.	14	Coverdale, W. P.	18	Galt, M.	21	Jones, H.	15
Boddam, E. M. T.	25	Cox, G.	14	Garrard, T.	23	Judge, G.	20
Boothman, F. J.	18 & 23	Cox, J.	14	Gaynor, B. G.	23		
Bowden, F. P.	15	Cramp, J. T.	16	Giblin, W. R.	13	Kavanagh, P.	13
Boyd, A. H.	20	Crawford, W.	14	Gibton, R.	21	Kennedy, A. H.	16
Boyes, E. T.	13	Creswell, A. T.	23	Gladman, T.	19	Kennedy, M.	16
Boyes, H.	14	Cresswell, M.	23	Gleed, E.	19	Kent, C.	14
Brain, J.	16	Croft, E.	14	Goscomb, W. E.	14	King, E. M.	14
Bray, W. T.	14	Crooks, J.	14	Griffiths, J.	24	King, K. J.	25
Brears, G.	25	Crowhurst, R. G.	17 & 18	Grubb, A.	14	Kingley, J. J.	14
Brickhill, J.	15	Crowther, A. B.	19			Kingsley, J.	13
Briggs, N.	15	Cummings, A.	23	Hales, F.	18	Kingsley, T.	15
Bromfield, E. W.	18	Curtis, T.	22	Hall, E.	15	Kirkwood, W.	15
Brown, A.	24	Daldy, H. J.	20	Hall, E. S.	22	Kirwan, C. D.	13
Brown, J.	24	Darby, H. E.	24	Hallam, M.	15		
Browne, G.	16	Dawson, C.	22	Hallam, W. P.	15	Laffer, J.	14
Bryan, J.	24	Dawson, H.	18, 20, & 23	Hamer, J.	15	Laland, M. M.	18
Buckland, H. J.	16	Dean, F.	14	Hannaford, E. M.	14	Lamb, E.	15
Burton, W.	20	D'Emden, H. L.	14	Harbroe, J. L.	13	Lamb, T. B.	15
Butler, F.	25	Densley, C.	15	Hardinge, C. F.	13	Lambert, J.	20
Butler, F. W.	16	Dixon, J.	18	B. C.		Lang, G.	19
Butler, H.	12	Dixon, J. F.	16	Harris, A. J.	22	Langley, M.	16
Butler, R.	18			Harris, C. H.	24	Langworthy, F.	12 & 22
				Harris, R. J.	20		

Name.	Page.	Name.	Page.	Name.	Page.	Name.	Page.
Latham, H. F.	14	M'Queen, S.	25	Reeves, R.	19	Storie, A. W.	14
Leeming, J.	15	Muirhead, A.	19	Reid, Alex.	13	Stuart, R. W.	20
Lefroy, Sir J. H.	12	Murphy, F.	23	Reid, A.	23	Swan, J.	17 & 20
Lette, E. A.	15	Murphy, S.	19	Reynolds, L.	21		
Lette, H. E.	12	Murray, H. T. A.	20	Richardson, F.	15	Tabart, C. W.	22
Little, C.	16	Murray, W. W. F.	18	Richardson, F.	16	Tabart, T. A.	22
Livingstone, A.	12			Richardson, G.	16	Tarleton, W.	20
Logan, A.	24	Needham, F.	13	Richardson, J.	20	Taylor, T. J.	18
Lord, O.	14	Newall, P.	13	Roberts, H.	13	Thomson, T.	14
Lord, R. W.	23	Newman, R.	13	Roberts, M.	19	Thornton, W.	13
Lord, W. F.	24	Nicholas, W.	13	Robertson, J.	24	Tibbs, C.	13
Lovell, M.	19	Nichols, L.	18	Robinson, C.	19	Toby, C.	25
Lovett, F.	23	Nicholls, P. J.	16	Robinson, R.	16	Todderdell, T.	21
Lovett, G. F.	23	Norman, C.	13	Robinson, R.	20	Turner, F. E.	16
Lovett, W.	13	Norman, E. A.	25	Rocher, P. C.	14	Turnley, G. W.	22
Lovett, W. H.	23	Norman, F. J. P.	20	Roe, E. R.	16		
Lynch, H.	15	Nowell, E. C.	12 & 22	Rooke, B. H.	14 & 21	Ventry, F.	19
				Rothwell, J.	17	Venus, R.	20
Macdonald, E.	16	O'Boyle, J.	20	Rudge, L.	16		
Macfarlane, W. H.	18	O'Brien, C. J.	14	Rule, J.	16	Walker, R.	15
M'Neece, J. M.	22	O'Brien, J. P.	14	Ruston, T.	24	Walpole, E. A.	20
Magrath, T. H.	14	O'Keefe, R.	19	Ryan, P.	14	Walsh, R.	12
Maning, H. T.	15	Oldham, A. T.	15			Walters, L. E.	16
Manion, P.	15	Oldham, F. H. H.	14	Saunders, C.	24	Warburton, J.	16
Mann, J. C.	17	Oldham, T. E.	21	Saunders, C. P.	24	Ward, F. H.	16
Markham, W.	25	O'Reilly, C.	23	Scott, H.	13	Watt, T. T.	13
Marsden, G. F.	15	O'Sullivan, J. O.	15	Scott, W.	24	Weavell, E. S.	22
Martin, J.	14			Scott, W., Jun.	24	Weber, F.	18
Martini, F.	22	Packer, A. H.	13	Seager, F. R.	19	Weedon, A.	23
Mason, A. S.	15	Packer, F. A.	12	Seager, P. S.	17 & 23	Weetman, P.	14
Mason, W., Jun.	15	Packer, J. E.	13	Searl, F.	23	Westbrook, H. A.	13
Matthews, E.	16	Page, A. A.	14	Shaw, B.	20 & 23	Whatmore, G.	24
Matthews, G.	21	Page, W.	14	Shelley, W.	21	Whiteford, J.	17
Maxwell, P. C.	14	Paice, T.	14	Shield, J. G.	23	Whyte, J.	22
M'Carthy, J.	19	Parry, D.	24	Short, M.	16	Wigmore, J.	21
M'Cauley, W.	16	Paterson, F. J.	17	Smales, C. R.	18	Wilkinson, F. B. S.	22
M'Cluskey, J. J.	13	Patrick, J.	19	Smith, A. W.	16	Wilkinson, T.	24
M'Donald, B.	22	Patten, J.	24	Smith, Sir F.	16	Williams, E.	24
M'Donald, J. J.	15	Paul, C. E.	21	Smith, G.	17	Williams, T.	17
Mead, T.	14	Peacock, G.	16	Smith, G. B.	18	Willis, A. B.	14 & 20
Meers, E.	15	Penman, Mary	21	Smith, G. C.	23	Wilson, F.	14
Mewburn, G.	18	Penman, Margaret	21	Smith, H. E.	13	Wilson, J.	20
Meyers, R.	15	Penny, G. B.	21	Smith, J. T.	21	Wilson, T.	22
Midwood, E.	21	Penny, J. C.	22	Smith, P.	23	Wilson, W.	14
Midwood, V.	16	Pillgrem, T. L.	16	Smith, S.	19	Windeatt, W.	14
Miles, J.	16	Plane, W. M.	13	Smith, W.	17	Windsor, F. J.	23
Millar, W.	21	Pogue, A. G.	21	Smith, W.	23	Windsor, T.	13
Millar, W., Jun.	22	Proctor, E.	21	Solly, B. T.	13	Windsor, W. H.	13
Mitchell, C.	13	Propsting, J.	20	Spotswood, C.	21	Withrington, J.	19 & 20
M'Nee, M. A.	19	Prosser, T. B.	17	Sprent, C. P.	23	Woolnough, W.	24
Molloy, T. P.	23	Pybus, F.	16	St. Leger, A.	14	Woolnough, W. H.	24
Montgomery, M. A.	21			Stannard, J.	23	Wragge, J.	16
Moore, E.	18	Quarry, W.	24	Stephens, T.	16	Wyles, J.	19
Moore, W.	13	Quodling, H. G.	20	Stevens, G.	15		
Morley, O.	15			Stewart, C. A.	19	Young, J.	21
Morris, J. S.	13	Ramsden, C.	22	Stewart, T. S.	15	Young, M.	18
Morrison, D.	18	Ransom, H.	21	Stops, F.	17	Young, W.	25

PART II.

P O P U L A T I O N.

POPULATION.

ABSTRACTS of the Returns relating to the Population of Tasmania, as ascertained by the Census of 7th February, 1870.

DISTRIBUTION.

ELECTORAL DISTRICTS.	Males.	Females.	TOTAL.	ELECTORAL DISTRICTS.	Males.	Females.	TOTAL.
Hobart Town	9037	10,055	19,092	Devon, West	1575	1295	2870
Queenborough	1183	1208	2391	Morven	1737	1133	2870
Glenorchy	1896	1625	3521	Norfolk Plains	1923	1715	3638
Clarence	883	719	1602	Ringwood	1246	814	2060
Richmond	872	757	1629	Westbury	3510	2329	5839
Brighton	1735	1362	3097	Deloraine	1983	1687	3670
New Norfolk	1541	1411	2952	Oatlands	1754	1304	3058
Sorell	2509	1546	4055	Glamorgan	573	488	1061
Kingborough.....	1961	1707	3668	Fingal	1256	1005	2261
Franklin	1590	1320	2910	Campbell Town ...	1320	1144	2464
Launceston	5162	5506	10,668	Cumberland	1653	1262	2915
Selby	1793	1675	3468				
George Town	887	726	1613				
Devon, East	3274	2682	5956	TOTAL.....	52,853	46,475	99,328

AGES.

		Males.	Females.	Proportion per cent. of Total of each Sex.	
				Males.	Females.
Under	1 year	1484	1403	2·81	3·02
	2 years	1291	1327	2·44	2·86
	5 "	4410	4387	8·34	9·44
	10 "	7426	7166	14·05	15·42
	15 "	6758	6791	12·79	14·61
	20 "	4295	4553	8·12	9·80
	30 "	5664	6567	10·72	14·13
	40 "	5198	5488	9·83	11·81
	50 "	6280	4244	11·88	9·13
	60 "	5289	2707	10·01	5·82
Above 90.....	70 "	3225	1259	6·10	2·71
	80 "	1262	494	2·39	1·06
	90 "	235	79	0·45	0·17
		36	10	0·07	0·02
All Ages		52,853	46,475	100·00	100·00
		99,328			

CONJUGAL CONDITION.

	Males.	Females.	Per-centage of Total Population of each Sex.	
			Males.	Females.
Married	15,665	15,498	29·64	33·35
Single	37,188	30,977	70·36	66·65
TOTAL	52,853	46,475	100·00	100·00

RELIGION.

	Number.	Per-centage of Total Population.
Church of England	53,047	53·41
Church of Rome	22,091	22·24
Church of Scotland	6644	6·69
Free Church of Scotland	2420	2·43
Independents	3931	3·96
Baptists	931	0·94
Wesleyan Methodists	7187	7·23
Society of Friends	82	0·08
Jews	232	0·23
Mahommedans or Pagans.....	4	2·79
Other Sects.....	2759	
TOTAL	99,328	100·00

POPULATION—continued.

EDUCATION.

	Number.	Per-centage of Total Population.
Persons who can read and write	55,939	56·32
Ditto read only	13,945	14·04
Persons who cannot read	29,444	29·64
TOTAL	99,328	100·00

OCCUPATIONS.

RETURN of Professions, Trades, and Callings of all Persons of the Age of 16 Years and upwards described in the Census Returns as having any special Occupation, who were residing in TASMANIA on the 7th of February, 1870.

Annuitants, Male	42	Domestic Servants, Female..	3332	Plasterers	26
Ditto, Female	79	Engineers	41	Ditto, Journeymen	33
Auctioneers	17	Ditto, Journeymen	55	Pawnbrokers	6
Army and Navy	169	Fruit Dealers	37	Polishers, French	10
Accountants	22	Fishermen	108	Quarrymen	40
Agents	47	Fish Hawkers	22	Ropemakers	4
Architects	7	Fishmongers	9	Saw-mill Proprietors	18
Brewers	27	Founders	11	Shopkeepers, Retail & General	
Bookbinders	13	Furriers	6	Dealers	554
Bankers	10	Farm Proprietors	2100	Saddle and Harness-makers ..	39
Basketmakers	15	Ditto, Occupiers & Tenants	2737	Ditto, Journeymen	27
Bakers	79	Farm Labourers	7054	Surveyors	35
Ditto, Journeymen	80	Grocers	59	Sailmakers	8
Brassfounders and Moulders..	10	Gunsmiths	7	Ditto, Journeymen	8
Bricklayers	47	Ginger Beer Manufacturers..	6	Shipwrights, Ship and Boat	
Ditto, Journeymen	60	Gardeners	246	Builders	50
Builders	62	Ditto, Journeymen	309	Ditto, Journeymen	83
Ditto, Journeymen	14	Gasfitters	7	Shoe and Bootmakers	434
Butchers	145	Government Employ	615	Ditto, Journeymen	370
Ditto, Journeymen	142	Hawkers	151	Sextons	13
Boarding and Lodging House		Hairdressers	23	Soap and Candle-makers...	19
Keepers	64	Hatters	11	Stonemasons	74
Booksellers and Stationers ..	17	Horse Dealers	10	Ditto, Journeymen	78
Brickmakers	61	Hunters, Licensed	9	Shepherds and Stockmen...	531
Brush and Broom-makers...	10	Ironmongers	24	Sawyers	250
Blacksmiths	201	Jewellers	10	Splitters	224
Ditto, Journeymen	204	Jam-makers	8	Ship Chandlers	4
Compositors and Journeymen		Locksmiths and Bellhangers.	7	Sweeps, Nightmen, &c.	11
Printers	95	Livery Stable Keepers	6	Schoolmasters	183
Clerks, Mercantile and Shop		Laundresses & Washerwomen	286	Schoolmistresses	375
Assistants	582	Lithographers	5	Storemen	64
Cabinetmakers	54	Limeburners	10	Seafaring persons	879
Ditto, Journeymen	49	Legal Profession	71	Sheep and Cattle Farm Pro-	
Carpenters	242	Labourers	2623	prieters	353
Ditto, Journeymen	387	Licensed Victuallers	408	Ditto, Occupiers	241
Carvers and Gilders	8	Merchants	92	Tailors	79
Coachmakers	15	Midwives	15	Ditto, Journeymen	108
Ditto, Journeymen	41	Millwrights	16	Tinsmiths	39
Coopers	31	Maltsters	14	Ditto, Journeymen	27
Ditto, Journeymen	20	Millers	60	Turners	13
Corn Chandlers	21	Ditto, Journeymen	56	Teachers, Male	70
Carriers, Licensed	41	Music Teachers	27	Ditto, Female	246
Carters and Draymen	259	Musicians	12	Timber Dealers	21
Curriers, Tanners, and Fell-		Mattress-makers	5	Tobacconists	8
mongers	65	Miners—Gold, 179; Coal, 51	230	Umbrella-makers	2
Ditto, Journeymen	102	Medical Profession	81	Upholsterers	8
Crockery Dealers	5	Newspaper Proprietors	4	Ditto, Journeymen	4
Cab Proprietors	18	Ditto Reporters & Writers	19	Veterinary Surgeons	4
Cab Drivers	31	Organ Builders	4	Watchmakers	27
Clergymen	129	Overseers	211	Ditto, Journeymen	19
Contractors	29	Photographers	18	Wine Merchants	5
Dairymen	59	Painters, Plumbers, Glaziers,		Watermen and Boatmen	63
Dressmakers, Milliners,		&c.	68	Weavers	4
Needlewomen, &c.	573	Ditto, Journeymen	60	Woolstaplers and Sorters ...	9
Dealers in Wood and Coal ..	15	Pastrycooks & Confectioners	30	Wheelwrights	69
Drapers and Clothiers	53	Ditto, Journeymen	28	Ditto, Journeymen	77
Druggists and Chemists	25	Pianoforte Manufacturers ...	3		
Domestic Servants, Male....	987	Printers	12	TOTAL	33,014

NOTE.—In a few instances, such as Carpenters, Painters, Shoemakers, Gardeners, &c., the number of Master Tradesmen may be somewhat in excess of the real number as compared with Journeymen Tradesmen, but this arises from the impracticability of distinguishing in many cases between the two classes; in all cases where they could be ascertained to be Journeymen they have been so classified.

BOUNTY IMMIGRATION.

RETURN of Immigration under the Bounty System in 1879 and 1880.

COUNTRY AND RELIGION.	MARRIED.				SINGLE.				CHILDREN.				TOTALS.				GENERAL TOTALS.	
	1879		1880		1879		1880		1879		1880		1879		1880		1879	1880
	M.	F.	M.	F.	M.	F.	M.	F.	M.	F.	M.	F.	M.	F.	M.	F.		
England	8	10	4	7	3	6	1	6	6	12	9	5	17	28	14	18	45	32
Ireland	1	1	1	1	1	3	2	—	—	1	4	2	2	5	7	3	7	10
Scotland	—	—	2	1	—	—	2	2	—	—	3	—	—	—	7	3	—	10
Other Countries.....	1	1	—	—	—	1	—	—	1	—	—	—	2	2	—	—	4	—
TOTALS	10	12	7	9	4	10	5	8	7	13	16	7	21	35	28	24	56	52
Protestant	9	11	5	8	3	9	3	8	7	12	11	4	19	32	19	20	51	39
Roman Catholic	1	1	2	1	1	1	2	—	—	1	5	3	2	3	9	4	5	13
Other Religions.....	—	—	—	—	—	—	—	—	—	—	—	—	—	—	—	—	—	—
TOTALS	10	12	7	9	4	10	5	8	7	13	16	7	21	35	28	24	56	52

B. TRAVERS SOLLY, Immigration Agent.

IMMIGRATION AND EMIGRATION.

RETURN showing the Number of Persons who arrived in, and departed from, the Colony of Tasmania during the Year 1880.

	TOTAL NUMBER.	MALES.	FEMALES.	NUMBERS TO AND FROM—								
				Victoria.	New South Wales.	Queensland.	South Australia.	Western Australia.	New Zealand.	United Kingdom.	Mauritius.	Other Countries.
Immigration	10,411	7122	3289	9154	798	—	34	—	410	15	—	—
Emigration	10,025	6845	3180	8815	768	—	40	—	398	4	—	—
Excess of Immigration over Emigration	386	277	109	339	30	—	—	—	12	11	—	—
Excess of Emigration over Immigration	—	—	—	—	—	—	6	—	—	—	—	—

[Compiled from Returns furnished by the Customs Department.]

E. C. NOWELL, Government Statistician.

NATURALIZATION.

RETURN of the Number, Occupations, and Native Places of Foreigners who procured Letters of Naturalization in the Colony of Tasmania during the Year 1880.

OCCUPATION.	NO.	NATIVE PLACE.
Seaman	1	Copenhagen in Denmark.
Farmer	1	Meissen in Saxony.
Farmer	1	The Western Islands, off the coast of the Kingdom of Portugal.
Bootmaker.....	1	Schleswig Holstein in the Empire of Germany.
Baker	1	Grenoe in Denmark.
Farmer	1	Wandell in Denmark.
Engineer	1	Copenhagen in Denmark.
Licensed Victualler	—	Menas, Brazils, in South America.
Farmer	1	Tungaminda in Prussia.

B. TRAVERS SOLLY, Assistant Colonial Secretary.

PART III.

TRADE, COMMERCE, AND NAVIGATION.

IMPORTS AND EXPORTS.

RETURN of the Total Value of the Imports and Exports of Tasmania in the Year 1880.

COUNTRIES.	IMPORTS THEREFROM.	EXPORTS THERETO.		
		Produce of the Colony.	British and Foreign Produce.	TOTAL.
	£	£	£	£
United Kingdom	288,495	701,088	879	701,967
Victoria	863,020	395,384	5615	400,999
New South Wales	121,802	270,136	23,025	293,161
Queensland	12,180	3759	—	3759
South Australia	3029	30,132	276	30,408
New Zealand	3767	79,426	806	80,232
Mauritius	72,465	347	—	347
New Caledonia	—	610	—	610
Guam	—	448	—	448
United States of America	45	—	—	—
South Seas	4420	—	—	—
TOTAL	1,369,223	1,481,330	30,601	1,511,931
UNITED KINGDOM	288,495	701,088	879	701,967
BRITISH COLONIES	1,080,683	779,184	29,722	808,906
FOREIGN COUNTRIES	45	1058	—	1058

T. T. WATT, Inspector of Customs.

IMPORTS.

GENERAL IMPORTS into the Colony of Tasmania in the Year 1880.

ARTICLES.	COUNTRIES WHENCE IMPORTED.	QUANTITIES IMPORTED.	ENTERED FOR HOME CON- SUMPTION.	VALUE IN STERLING OF TOTAL IMPORTS.	DUTY.	
					Gross Amount received in Sterling.	Rate, and when imposed.
				£	£ s. d.	
Almonds, lbs.	United Kingdom	1697	1697	125	14 2 10	2d. per lb., 2 July, 1873.
	Victoria	2093	2093	82	17 8 10	
	TOTAL	3790	3790	207	31 11 8	
Alum, lbs.	Victoria	2695	2695	19	5 12 4	{ 1d. per lb., 2 July, 1873; 1d. per lb., 14 Jan. 1880.
Apparel and Slops, cubic feet.	United Kingdom	76	76	410	19 0 0	5s. per foot, 2 July, 1873.
	Victoria	5½	5½	35	1 7 6	
	TOTAL	81½	81½	445	20 7 6	
Arrowroot, lbs.	United Kingdom	896	896	30	7 9 4	2d. per lb., 2 July, 1873.
	Victoria	7914	7914	181	65 19 0	
	New South Wales	2240	2240	66	18 13 4	
	TOTAL	11,050	11,050	277	92 1 8	
Bacon and Hams, lbs.	United Kingdom	74	74	5	0 12 4	Ditto.
	Victoria	4454	4454	177	37 2 4	
	New South Wales	256	256	12	2 2 8	
	TOTAL	4784	4784	194	39 17 4	
Beef and Mutton, pkgs. (Warehoused.)	Victoria	10	...	25		

ARTICLES.	COUNTRIES WHENCE IMPORTED.	QUANTITIES IMPORTED.	ENTERED FOR HOME CONSUMPTION.	VALUE IN STERLING OF TOTAL IMPORTS.	DUTY.	
					Gross Amount received in Sterling.	Rate, and when imposed.
Beef and Mutton, lbs.	United Kingdom	5200	5200	£ 129	£ s. d. 3 18 0	1s. 6d. per 100 lbs., 2 July, 1873.
	Victoria	1,034,120	1,035,070	7798	776 9 4	
	New South Wales	6500	6500	50	4 17 6	
	New Zealand	600	600	25	0 9 0	
	TOTAL.....	1,046,420	1,047,370	8002	785 13 10	
Basket and Wickerware, cubic feet.	United Kingdom	61	61	15	3 1 0	1s. ditto.
Ditto, <i>ad valorem</i> .	United Kingdom	113 17 6	11 7 9	10 per cent., 14 Jan. 1880.
	Victoria	268 15 0	26 17 6	
	TOTAL.....	382 12 6	38 5 3	
Bagging, yards.	United Kingdom	3810	3810	75	1 11 9	8s. 4d. per 1000 yds., 2 July, 1873.
	Victoria	2950	2950	83	1 4 7	
	TOTAL.....	6760	6760	158	2 16 4	
Blankets and Rugs, <i>ad valorem</i> . (Warehoused.)	United Kingdom	110 2 6		
	Victoria	15 0 0		
	TOTAL.....	125 2 6		
Ditto, cubic feet.	United Kingdom	31	31	50	4 13 0	3s. per cub. ft., 2 July, 1873.
	Victoria	108½	108½	135	16 5 6	
	TOTAL.....	139½	139½	185	20 18 6	
Ditto, <i>ad valorem</i> .	United Kingdom	1626 0 0	1687 2 6	1687 2 6	168 14 3	10 per cent., 14 Jan. 1880.
	Victoria	1426 7 6	1426 7 6	1426 7 6	142 12 9	
	New South Wales	4 10 0	4 10 0	4 10 0	0 9 0	
	TOTAL.....	3056 17 6	3118 0 0	3118 0 0	311 16 0	
Blue, lbs.	United Kingdom	12,427	12,427	438	103 11 2	2d. per lb., 2 July, 1873.
	Victoria	24,599	24,599	820	204 19 10	
	TOTAL.....	37,026	37,026	1258	308 11 0	
Boards and Dressed Timber, cubic feet.	Victoria	1336	1336	221	33 8 0	6d. per cub. ft., 2 July, 1873.
Ditto, sup. feet.	United Kingdom	34,519	34,519	410	86 6 3	5s. per 100 sup. feet, 14 Jan. 1880.
	Victoria	319,878	319,878	3433	799 15 0	
	New South Wales	50	50	...	0 2 6	
	New Zealand	22,250	22,250	255	55 12 6	
	TOTAL.....	376,697	376,697	4098	941 16 3	
Timber, 3 inches thick, loads.	United Kingdom	40	40	300	...	Exempt.
	Victoria	32½	32½	252		
	TOTAL.....	72½	72½	552		
Ditto, under 3 inches, loads.	Victoria	18½	18½	111	7 8 0	8s. per load, 50 cubic feet, 2 July, 1873.
Ditto, sup. feet.	Victoria	8950	8950	107	6 14 3	1s. 6d. per 100 sup. feet, 13 Jan. 1880.
Ditto, sup. feet.	United Kingdom	187,070	187,070	1787	93 10 9	1s. per 100 sup. feet, 14 Jan. 1880.
	Victoria	613,437	613,437	2886	306 14 9	
	New South Wales	36,500	36,500	486	18 5 0	
	New Zealand	319,125	319,125	2070	159 11 3	
	South Australia	24,325	24,325	225	12 3 3	
	TOTAL.....	1,180,457	1,180,457	7454	590 5 0	

ARTICLES.	COUNTRIES WHENCE IMPORTED.	QUANTITIES IMPORTED.	ENTERED FOR HOME CONSUMPTION.	VALUE IN STERLING OF TOTAL IMPORTS.	DUTY.	
					Gross Amount received in Sterling.	Rate, and when imposed.
Timber, sup. feet.	United Kingdom	16,200	16,200	£ 160	£ s. d. 20 5 0	2s. 6d. per 100 sup. feet, 14 Jan. 1880.
	Victoria	235,391	235,391	2429	294 8 4	
	New South Wales	3600	3600	30	4 10 0	
	New Zealand	102,875	102,875	735	128 11 11	
	TOTAL.....	358,066	358,066	3354	447 15 3	
Boots and Shoes, <i>ad valorem</i> . (Warehoused.)	United Kingdom	101 0 0		
	Victoria	365 10 0		
	New South Wales	105 12 6		
	TOTAL.....	572 2 6		
Ditto, cubic feet.	United Kingdom	121	121	447	30 5 0	5s. per cub. ft., 2 July, 1873.
	Victoria	404	406	1476	118 15 0	
	New South Wales	42	42	163	15 15 0	
	TOTAL.....	567	569	2086	164 15 0	
Ditto, <i>ad valorem</i> .	United Kingdom	5510 12 6	5510 12 6	5510 12 6	551 1 3	10 per cent., 14 Jan. 1880.
	Victoria	22,207 0 0	22,787 2 6	22,787 2 6	2278 14 3	
	New South Wales	3666 2 6	3792 5 0	3792 5 0	379 4 6	
	TOTAL.....	31,383 15 0	32,090 0 0	32,090 0 0	3209 0 0	
Brushes & Combs, cubic feet.	United Kingdom	61	61	115	15 5 0	5s. per cub. ft., 2 July, 1873.
	Victoria	1	1	5	0 5 0	
	TOTAL.....	62	62	120	15 10 0	
Ditto, <i>ad valorem</i> .	United Kingdom	911 0 0	91 2 0	10 per cent., 14 Jan. 1880.
	Victoria	1071 17 6	107 3 9	
	New South Wales	38 0 0	3 16 0	
	TOTAL.....	2020 17 6	202 1 9	
Butter and Lard, lbs.	Victoria	41,736	41,736	1527	347 16 0	2d. per lb., 2 July, 1873.
	New South Wales	9082	9082	352	75 13 8	
	New Zealand	4008	4008	230	33 8 0	
	TOTAL.....	54,826	54,826	2079	456 17 8	
Tallow, lbs.	United Kingdom	200	200	1	0 6 0	1s. 6d. per 100 lbs., 2 July, 1873.
	Victoria	121,695	121,695	1420	182 12 6	
	TOTAL.....	121,895	121,895	1421	182 18 6	
Candles, lbs.	United Kingdom	21,569	21,569	831	179 14 10	2d. per lb., 2 July, 1873.
	Victoria	124,766	125,576	3409	1046 9 4	
	New South Wales	23,750	23,750	826	197 18 4	
	TOTAL.....	170,085	170,895	5066	1424 2 6	
Canvas, Sail, pkgs.	United Kingdom	23	23	514		Exempt.
	Victoria	74	74	607		
	New South Wales	5	5	240		
	TOTAL.....	102	102	1361	...	
Carbonate of Soda, pkgs. (Warehoused.)	Victoria	15	...	15		
Ditto, lbs.	United Kingdom	10,666	10,666	113	39 6 2	½d. per lb., 2 July, 1873; 1d. per lb., 14 Jan. 1880.
	Victoria	10,683	12,363	110	51 0 4	
	New South Wales	112	112	3	0 9 4	
	TOTAL.....	21,461	23,141	226	90 15 10	

ARTICLES.	COUNTRIES WHENCE IMPORTED.	QUANTITIES IMPORTED.	ENTERED FOR HOME CONSUMPTION.	VALUE IN STERLING OF TOTAL IMPORTS.	DUTY.	
					Gross Amount received in Sterling.	Rate, and when imposed.
Carpets, cubic feet.	United Kingdom	144	144	£ 245	£ s. d. 21 12 0	5s. per cub. ft., 2 July, 1873.
	Victoria	293	293	344	43 19 0	
	TOTAL.....	437	437	589	65 11 0	
Carpets, <i>ad valorem</i> .	United Kingdom	2636 2 6	2774 2 6	2774 2 6	277 8 3	10 per cent., 14 Jan. 1880.
	Victoria	2887 3 0	2887 3 0	2887 3 0	288 14 4	
	New South Wales	5 17 6	5 17 6	5 17 6	0 11 9	
	TOTAL.....	5529 3 0	5667 3 0	5667 3 0	566 14 4	
Carriages, 4 wheels, No.	United Kingdom	2	2	190	20 0 0	£10 each, 2 July, 1873.
	Victoria	11	11	761	110 0 0	
	New South Wales	8	8	690	80 0 0	
	South Australia	1	1	25	10 0 0	
	TOTAL.....	22	22	1666	220 0 0	
Ditto, 2 wheels, No.	Victoria	2	2	58	10 0 0	£5 ditto.
Cheese, lbs.	Victoria	116	116	5	0 19 4	2d. per lb., 2 July, 1873.
Chicory, pkgs. (Warehoused.)	United Kingdom	35	...	175		
Ditto, lbs.	United Kingdom	41,664	49,504	675	772 16 0	3d. per lb., 2 July, 1873; 4d. per lb., 14 Jan. 1880.
	Victoria	6126	10,606	126	161 1 7	
	TOTAL.....	47,790	60,110	801	933 17 7	
Coir Matting, feet.	United Kingdom	84	84	40	2 2 0	6d. per foot, 2 July, 1873.
	Victoria	147	147	49	3 13 6	
	TOTAL.....	231	231	89	5 15 6	
Coals and Coke, tons. (Warehoused.)	New South Wales	1648	...	1974		
Ditto, tons.	Victoria	385	385	435	19 5 0	1s. per ton, ditto.
	New South Wales	18,660½	18,660½	17,953	933 0 3	
	New Zealand	12	12	20	0 12 0	
	TOTAL.....	19,057½	19,057½	18,408	952 17 3	
Cocoa and Chocolate, pkgs. (Warehoused.)	United Kingdom	10	...	70		
Ditto, lbs.	United Kingdom	27,241	27,241	1605	340 10 3	3d. per lb., ditto.
	Victoria	37,399	37,399	2051	467 9 9	
	TOTAL.....	64,640	64,640	3656	808 0 0	
Coin—Gold, pkgs.	Victoria	75	75	177,700	...	Exempt.
Coin—Silver, pkgs.	Victoria	22	22	8600	...	Exempt.
Coffee, Raw, pkgs. (Warehoused.)	Victoria	47	...	550		
	New South Wales	10	...	90		
	TOTAL.....	57	...	640		
Ditto, lbs.	United Kingdom	14,186	...	177 6 6	3d. per lb., 2 July, 1873.
	Victoria	43,011	54,536	2159	681 14 0	
	New South Wales	3141	5040	152	63 0 0	
	TOTAL.....	46,152	73,762	2311	922 0 6	

ARTICLES.	COUNTRIES WHENCE IMPORTED.	QUANTITIES IMPORTED.	ENTERED FOR HOME CONSUMPTION.	VALUE IN STERLING OF TOTAL IMPORTS.	DUTY.	
					Gross Amount received in Sterling.	Rate, and when imposed.
Coffee, Roasted, lbs.	Victoria	11,814	11,814	£ 792	£ s. d. 196 18 0	4d. per lb., 2 July, 1873. *
Confectionery, cubic feet.	United Kingdom	161	161	135	24 3 0	3s. per cubic foot, ditto.
	Victoria	231½	231½	231	34 14 6	
	TOTAL.....	392½	392½	366	58 17 6	
Ditto, <i>ad valorem</i> .	United Kingdom	1587 15 0	158 15 6	10 per cent., 14 Jan. 1880.
	Victoria	4550 10 0	455 1 0	
	New South Wales	268 0 0	26 16 0	
	TOTAL.....	6406 5 0	640 12 6	
Corn Flour & Maizena, cubic feet.	United Kingdom	24	24	20	2 8 0	2s. per cubic foot, 2 July, 1873.
	Victoria	330	330	110	33 0 0	
	TOTAL.....	354	354	130	35 8 0	
Corn Sacks, No.	United Kingdom	15,000	15,000	430	46 17 6	½d. each, 2 July, 1873; ¾d. each, 14 Jan. 1880.
	Victoria	281,815	281,815	9747	854 7 9	
	TOTAL.....	296,815	296,815	10,177	901 5 3	
Copper and Lead, cwts.	United Kingdom	1653	1653	1600	...	Exempt.
	Victoria	64	64	65		
	New South Wales	104	104	655		
	TOTAL.....	1821	1821	2320		
Copperas and Bluestone, lbs.	United Kingdom	14,967	14,967	173	25 7 0	½d. per lb., 2 July, 1873; ¾d. per lb., 14 Jan. 1880.
	Victoria	1666	1962	22	4 1 10	
	TOTAL.....	16,633	16,929	195	29 8 10	
Drapery, pkgs. (Warehoused.)	Victoria	2	...	145		
Ditto, cubic feet.	United Kingdom	793	977½	1870	256 10 0	5s. per cubic foot, 2 July, 1873.
	Victoria	2302	2320	6957	596 11 3	
	New South Wales	100½	100½	238	25 15 0	
	TOTAL.....	3195½	3398	9065	878 16 3	
Earthen & Glassware, pkgs. (Warehoused.)	United Kingdom	1	...	20		
	Victoria	15	...	300		
	TOTAL.....	16	...	320		
Ditto, cubic feet.	United Kingdom	4355	4578	1310	171 13 6	9d. per cub. ft., ditto.
	Victoria	3121½	3121½	1012	117 1 2	
	New South Wales	6	6	3	0 4 6	
	TOTAL.....	7482½	7705½	2325	288 19 2	
Ditto, <i>ad valorem</i> .	United Kingdom	5220 0 0	5255 0 0	5255 0 0	525 10 0	10 per cent., 14 Jan. 1880.
	Victoria	6781 15 0	6865 5 0	6865 5 0	686 10 6	
	New South Wales	400 17 6	400 17 6	400 17 6	40 1 9	
	TOTAL.....	12,402 12 6	12,521 2 6	12,521 2 6	1252 2 3	
Ditto, tons.	United Kingdom	102	102	260	...	Exempt.
	Victoria	67½	67½	305		
	TOTAL.....	169½	169½	565		

ARTICLES.	COUNTRIES WHENCE IMPORTED.	QUANTITIES IMPORTED.	ENTERED FOR HOME CONSUMPTION.	VALUE IN STERLING OF TOTAL IMPORTS.	DUTY.	
					Gross Amount received in Sterling.	Rate, and when imposed.
Earthen and Glassware, pkgs.	United Kingdom	66	66	£ 135	£ s. d.	Exempt.
	Victoria	159	159	406		
	TOTAL	225	225	541	...	
Fabrics—Cotton, Wool- len, Silk, <i>ad valorem</i> . (Warehoused.)	United Kingdom	7766 15 0		
	Victoria	7699 17 6		
	TOTAL	15,466 12 6		
Ditto, <i>ad valorem</i> .	United Kingdom	111,369 7 6	116,538 12 6	116,538 12 6	11,653 17 3	10 per cent., 14 Jan. 1880.
	Victoria	170,194 0 0	186,132 5 0	186,132 5 0	18,613 4 6	
	New South Wales	29,009 10 0	29,058 10 0	29,058 10 0	2905 17 0	
	New Zealand	4 0 0	4 0 0	4 0 0	0 8 0	
	South Australia	80 0 0	80 0 0	80 0 0	8 0 0	
	TOTAL	310,656 17 6	331,813 7 6	331,813 7 6	33,181 6 9	
Fish, Dried, pkgs. (Warehoused.)	Victoria	8	...	29		
Ditto, lbs.	United Kingdom	5492	5492	95	20 7 8	$\frac{1}{2}$ d. per lb., 2 July, 1873; 1d. per lb., 14 Jan. 1880.
	Victoria	17,522	17,522	61	71 14 5	
	New South Wales	1940	1940	18	8 1 8	
	TOTAL	24,954	24,954	513	100 3 9	
Flour, Wheaten, lbs.	Victoria	35,100	35,100	171	17 11 0	1s. per 100 lbs., 2 July, 1873.
	New South Wales	3200	3200	15	1 12 0	
	South Australia	20,000	20,000	105	10 0 0	
	TOTAL	58,300	58,300	291	29 3 0	
Fruits, Green, pkgs.	Victoria	1634	1634	822	...	Exempt.
	New South Wales	6440	6440	3089		
	South Australia	60	60	20		
	TOTAL	8134	8134	3931		
Fruits, Dried, pkgs. (Warehoused.)	United Kingdom	249	...	335		
	Victoria	242	...	387		
	TOTAL	491	...	722		
Ditto, lbs.	United Kingdom	138,277	160,660	2505	1317 16 8	$\frac{1}{2}$ d. per lb., 2 July, 1873; 2d. per lb., 14 Jan. 1880.
	Victoria	225,350	258,796	5440	2120 10 7	
	New South Wales	1890	1890	37	15 13 2	
	TOTAL	365,517	421,346	7982	3454 0 5	
Furniture, cubic feet.	Victoria	484 $\frac{1}{2}$	484 $\frac{1}{2}$	263	48 9 0	2s. per cubic foot, 2 July, 1873.
	United Kingdom	532	532	165	53 4 0	
	New South Wales	47	47	24	4 14 0	
	TOTAL	1063 $\frac{1}{2}$	1063 $\frac{1}{2}$	452	106 7 0	
Ditto, <i>ad valorem</i> .	United Kingdom	2304 10 0	230 9 0	10 per cent., 14 Jan. 1880.
	Victoria	4673 17 6	467 7 9	
	New South Wales	485 17 6	48 11 9	
	United States	96 12 6	96 12 6	9 13 3	
	TOTAL	96 12 6	7560 17 6	756 1 9	
Ginger, lbs.	United Kingdom	5449	5449	232	79 11 2	2d. per lb., 2 July, 1873; 4d. per lb., 14 Jan. 1880.
	Victoria	7606	7746	392	126 14 4	
	New South Wales	60	72	1	1 4 0	
	TOTAL	13,115	13,267	625	207 9 6	

ARTICLES.	COUNTRIES WHENCE IMPORTED.	QUANTITIES IMPORTED.	ENTERED FOR HOME CONSUMPTION.	VALUE IN STERLING OF TOTAL IMPORTS.	DUTY.	
					Gross Amount received in Sterling.	Rate, and when imposed.
Glass, Plate, feet.	Victoria	350	350	£ 43	£ s. d. 1 1 0	6s. per 100 feet, 2 July, 1873.
Ditto, Sheet, feet.	Victoria	225	225	5	0 6 9	3s. ditto.
Ditto, every description, <i>ad valorem</i> .	United Kingdom	528 12 6	52 17 3	10 per cent., 14 Jan. 1880.
	Victoria	1595 12 6	159 11 3	
	TOTAL	2124 5 0	212 8 6	
Glue, lbs.	United Kingdom	1120	1120	30	4 13 4	1d. per lb., 2 July, 1873.
	Victoria	9339	9339	221	38 18 3	
	TOTAL	10,459	10,459	251	43 11 7	
Grain—Maize, lbs.	Victoria	33,630	33,630	85	14 0 7	10d. per 100 lbs., ditto.
	New South Wales	155,604	155,604	370	64 16 9	
	TOTAL	189,234	189,234	455	78 17 4	
Ditto—Wheat, lbs.	South Australia	228,690	228,690	550	95 5 10	10d. per 100 lbs., 2 July, 1873.
Gunpowder, lbs.	United Kingdom	8880	8880	925	222 0 0	6d. per lb., 14 Jan. 1880.
	Victoria	528	528	74	13 4 0	
	TOTAL	9408	9408	999	235 4 0	
Ditto, Blasting, lbs.	United Kingdom	21,375	21,375	556	89 1 3	1d. per lb., 2 July, 1873.
	Victoria	8575	8575	132	35 14 7	
	TOTAL	29,950	29,950	688	124 15 10	
Gunny Bags, No.	United Kingdom	11,070	11,070	245	22 6 3	½d. each, 2 July, 1873; ½d. each, 14 Jan. 1880.
	Victoria	156,284	156,284	3789	314 7 11	
	Mauritius	5400	5400	125	11 5 0	
	TOTAL	172,754	172,754	4159	347 19 2	
Hats and Caps, cubic feet.	United Kingdom	22	22	35	5 10 0	5s. per cubic foot, 2 July, 1873.
	Victoria	39	39	40	9 15 0	
	TOTAL	61	61	75	15 5 0	
Hides and Skins, cwts.	Victoria	1651	1651	3904	...	Exempt.
	New South Wales	912	912	1928		
	South Australia	98	98	225		
	TOTAL	2661	2661	6057		
Hops, lbs.	Victoria	3824	5166	560	43 1 0	2d. per lb., 2 July, 1873.
Ironmongery, Hardware, &c., pkgs.	United Kingdom	13	13	110	...	Exempt.
	Victoria	1329	1329	2277		
	New South Wales	4	4	85		
	TOTAL	1346	1346	2472		
Ditto, cwts.	United Kingdom	1	1	...	0 1 0	6d. per cwt., 2 July, 1873; 1s. per cwt., 14 Jan. 1880.
	Victoria	423½	423½	1434	35 16 3	
	TOTAL	424½	424½	1434	35 17 3	
Ditto, 9d. per cwt., pkgs. (Warehoused.)	United Kingdom	100	...	75		

ARTICLES.	COUNTRIES WHENCE IMPORTED.	QUANTITIES IMPORTED.	ENTERED FOR HOME CONSUMPTION.	VALUE IN STERLING OF TOTAL IMPORTS.	DUTY.	
					Gross Amount received in Sterling.	Rate, and when imposed.
Ironmongery, Hardware, cwts.	United Kingdom	17,690½	18,053	£ 3541	£ s. d. 677 0 2	9d. per cwt., 2 July, 1873.
	Victoria	3066½	3066½	1278	115 0 5	
	New South Wales	35	35	10	1 6 3	
	TOTAL	20,791¾	21,154½	4829	793 6 10	
Ditto, 2s. 6d. per cwt., pkgs. (Warehoused.)	United Kingdom	4	...	15		2s. 6d. per cwt., 2 July, 1873.
	United Kingdom	4	...	15		
Ditto, cwts.	United Kingdom	3482½	3482½	3191	435 5 10	
	Victoria	7943½	8081½	6415	1010 4 9	
	New South Wales	67½	67½	116	8 8 11	
	TOTAL	11,493½	11,631¼	9722	1453 19 6	
Ditto, 5 per cent. ad valorem, pkgs. (Warehoused.)	United Kingdom	26	...	243		5 per cent., 14 Jan. 1880.
	United Kingdom	26	...	243		
Ditto, ad valorem.	United Kingdom	2230 7 6	111 11 10	
	Victoria	19,743 15 0	987 7 4	
	New South Wales	949 17 6	47 9 8	
	New Zealand	15 5 0	0 15 3	
	United States	10 10 0	10 10 0	0 10 6	
	TOTAL	10 10 0	22,949 15 0	1147 14 7	
Ditto, cwts.	United Kingdom	735	735	270	183 15 0	5s. per cwt., 2 July, 1873.
	Victoria	1032½	1032½	1945	258 1 3	
	New South Wales	27½	27½	52	6 17 6	
	TOTAL	1794¾	1794¾	2267	448 13 9	
Ditto, 10 per cent. ad valorem. (Warehoused.)	United Kingdom	170 7 6		10 per cent., 14 Jan. 1880.
	Victoria	357 15 0		
	TOTAL	528 2 6		
Ditto, ad valorem.	United Kingdom	16,782 12 6	16,932 2 6	16,932 2 6	1693 4 3	
	Victoria	43,448 7 6	44,919 15 0	44,919 15 0	4491 19 6	
	New South Wales	946 0 0	946 0 0	946 0 0	94 12 0	
	United States	25 10 0	25 10 0	2 11 0	
	TOTAL	61,177 0 0	62,823 7 6	62,823 7 6	6282 6 9	
Iron and Tin, tons.	United Kingdom	306	306	3008		Exempt.
	Victoria	606½	606½	6444		
	New South Wales	43½	43½	483		
	TOTAL	956½	956½	9935	...	
Ditto, pkgs.	United Kingdom	2863	2863	3535		Exempt.
	Victoria	651	651	855		
	New South Wales	13	13	20		
	TOTAL	3527	3527	4410	...	
Cutlery and Platedware, lbs.	United Kingdom	757	757	150	18 18 6	6d. per lb., 2 July, 1873.
	Victoria	284	284	100	7 2 0	
	New South Wales	7	7	5	0 3 6	
	TOTAL	1048	1048	255	26 4 0	
Cutlery, ad valorem.	United Kingdom	827 15 0	82 15 6	10 per cent., 14 Jan. 1880.
	Victoria	1235 12 6	123 11 3	
	New South Wales	33 17 6	3 7 9	
	TOTAL	2097 5 0	209 14 6	

ARTICLES.	COUNTRIES WHENCE IMPORTED.	QUANTITIES IMPORTED.	ENTERED FOR HOME CONSUMPTION.	VALUE IN STERLING OF TOTAL IMPORTS.	DUTY.	
					Gross Amount received in Sterling.	Rate, and when imposed.
Jewellery and Plate, <i>ad valorem</i> . (Warehoused.)	Victoria	£ s. d. 1115 12 6	£ s. d.	
	United Kingdom	1360 12 6	1360 12 6	1360 12 6	170 2 10	12½ per cent., 14 Jan. 1880.
Ditto, <i>ad valorem</i> .	Victoria	9293 16 0	10,086 16 0	10,086 16 0	1260 17 3	
	New South Wales	2023 5 0	2023 5 0	2023 5 0	252 18 8	
	TOTAL	12,677 13 6	13,470 13 6	13,470 13 6	1683 18 9	
Ditto, ozs.	Victoria	498	498	750	32 10 0	1s. & 2s. per oz., 2 July, 1873.
	New South Wales	19½	19½	30	0 19 6	
	TOTAL	517½	517½	780	33 9 6	
Liquorice, lbs.	United Kingdom	2328	2328	131	19 8 0	2d. per lb., 2 July, 1873.
	Victoria	1076	1076	76	8 19 4	
	TOTAL	3404	3404	207	28 7 4	
Live Stock—Cattle, No.	Victoria	257	257	3230	385 10 0	30s. each, 2 July, 1873.
	New South Wales	1451	1451	14,750	2176 10 0	
	TOTAL	1708	1708	17,980	2562 0 0	
Ditto—Sheep, No.	Victoria	10,696	10,696	9708	802 4 0	1s. 6d. each, 2 July, 1873.
	New South Wales	497	497	490	37 5 6	
	TOTAL	11,193	11,193	10,198	839 9 6	
Ditto—Pigs, No.	New South Wales	598	598	995		Exempt.
	South Australia	102	102	120		
	TOTAL	700	700	1115	...	
Ditto—Horses, No.	Victoria	29	29	2650	...	Ditto.
Macaroni, lbs.	United Kingdom	1415	1415	59	11 15 10	2d. per lb., 2 July, 1873.
	Victoria	1082	1082	43	9 0 4	
	TOTAL	2497	2497	102	20 16 2	
Machinery, pkgs.	United Kingdom	8	8	295	...	Exempt.
Ditto, cwts.	Victoria	133	133	172	...	Ditto.
Machinery, <i>ad valorem</i> .	United Kingdom	221 12 6	11 1 8	5 per cent., 14 Jan. 1880.
	Victoria	3358 10 0	168 0 0	
	TOTAL	3580 2 6	179 1 8	
Malt, bushels.	Victoria	936	936	646	46 16 0	1s. per bushel, 2 July, 1873.
Malt Liquors in wood, pkgs. (Warehoused.)	United Kingdom	105	...	275		
	Victoria	15	...	135		
	TOTAL	120	...	410		
Ditto in bottle, pkgs. (Warehoused.)	United Kingdom	1170	...	1625		
	Victoria	470	...	640		
	South Australia	80	...	110		
	TOTAL	1720	...	2375		

ARTICLES.	COUNTRIES WHENCE IMPORTED.	QUANTITIES IMPORTED.	ENTERED FOR HOME CONSUMPTION.	VALUE IN STERLING OF TOTAL IMPORTS.	DUTY.	
					Gross Amount received in Sterling.	Rate, and when imposed.
Malt Liquors in wood, galls.	United Kingdom	1050	1050	£ 114	£ s. d. 39 7 6	6d. per gall., 2 July, 1873; 9d. per gall., 14 Jan. 1880.
	Victoria	3925	3967	543	148 15 3	
	TOTAL.....	4975	5017	657	188 2 9	
Ditto in bottle, galls.	United Kingdom	15,691½	21,843½	3261	1365 4 7	1s. 3d. per gall., 14 Jan. 1880.
	Victoria	8946	11,422½	2196	713 18 2	
	New South Wales	600	960	155	60 0 0	
	South Australia	60	140	15	8 15 0	
	TOTAL.....	25,297½	34,366½	5627	2147 17 9	
Ditto, doz. quarts.	United Kingdom	950	950	465	95 0 0	2s. per doz. qrts., 2 July, 1873.
	Victoria	205	324½	110	32 9 4	
	TOTAL.....	1155	1274½	575	127 9 4	
Ditto, doz. pints.	United Kingdom	240	240	90	12 0 0	1s. ditto.
	Victoria	114	318	44	15 18 0	
	TOTAL.....	354	558	134	27 18 0	
Matches, Lucifer, cubic feet.	United Kingdom	2992	2992	1042	149 12 0	1s. per cubic foot, ditto.
	Victoria	2832½	2832½	779	141 12 6	
	TOTAL.....	5824½	5824½	1821	291 4 6	
Ditto, Wax Vestas, cubic feet.	United Kingdom	328	328	356	49 4 0	3s. ditto.
	Victoria	576½	576½	512	86 9 6	
	TOTAL.....	904½	904½	868	135 13 6	
Manures, tons.	United Kingdom	6	6	60	..	Exempt.
	Victoria	359½	359½	2757		
	New South Wales	206½	206½	1342		
	South Australia	115	115	500		
	Queensland	1780	1780	12,180		
	TOTAL.....	2467	2467	16,839		
Medicines & Drugs, <i>ad valorem</i> . (Warehoused.)	Victoria	1155 15 0		
	New South Wales	107 10 0		
	TOTAL.....	1263 5 0		
Ditto, cubic feet.	United Kingdom	175	175	282	43 15 0	5s. per cub. ft., 2 July, 1873.
	Victoria	71½	71½	448	17 17 6	
	New South Wales	92½	92½	318	23 2 6	
	TOTAL.....	339	339	1048	84 15 0	
Ditto, <i>ad valorem</i> .	United Kingdom	4069 12 6	4069 12 6	4069 12 6	406 19 3	10 per cent., 14 Jan. 1880.
	Victoria	13,769 2 6	14,698 2 6	14,698 2 6	1469 16 3	
	New South Wales	2887 17 6	2887 17 6	2887 17 6	288 15 9	
	TOTAL.....	20,726 12 6	21,655 12 6	21,655 12 6	2165 11 3	
Pianofortes, No.	United Kingdom	11	11	655	55 0 0	£5 each, 2 July, 1873.
	Victoria	1	1	65	5 0 0	
	TOTAL.....	12	12	720	60 0 0	
Harmoniums & Cabinet Organs, No.	Victoria	2	2	100	5 0 0	£2 10s. ditto.

ARTICLES.	COUNTRIES WHENCE IMPORTED.	QUANTITIES IMPORTED.	ENTERED FOR HOME CONSUMPTION.	VALUE IN STERLING OF TOTAL IMPORTS.	DUTY.	
					Gross Amount received in Sterling.	Rate, and when imposed.
				£	£ s. d.	
Pianofortes and Musical Instruments, <i>ad val.</i> (Warehoused.)	United Kingdom.....	174 0 0		
	Victoria.....	103 0 0		
	TOTAL.....	277 0 0		
Ditto, <i>ad valorem.</i>	United Kingdom.....	1845 7 6	1986 2 6	1986 2 6	198 12 3	10 per cent., 14 Jan. 1880.
	Victoria.....	4651 15 0	4707 15 0	4707 15 0	470 15 6	
	New South Wales.....	142 10 0	142 10 0	142 10 0	14 5 0	
	TOTAL.....	6639 12 6	6836 7 6	6836 7 6	683 12 9	
Harmoniums & Cabinet Organs, No., (for Church purposes only.)	Victoria.....	8	8	743		Exempt.
	New South Wales.....	3	3	49		
	TOTAL.....	11	11	792	...	
Mustard, lbs.	United Kingdom.....	12,782	13,262	769	110 10 4	2d. per lb., 2 July, 1873.
	Victoria.....	12,182	12,182	648	101 10 4	
	TOTAL.....	24,964	25,444	1417	212 0 8	
Nuts and Walnuts, lbs.	United Kingdom.....	6433	6433	124	53 12 2	Ditto.
	Victoria.....	6792	7122	151	59 7 0	
	New South Wales.....	482	482	14	4 0 4	
	New Zealand.....	500	500	5	4 3 4	
	TOTAL.....	14,207	14,537	294	121 2 10	
Oils, pkgs. (Warehoused.)	Victoria.....	1795	...	932		
	New South Wales.....	25	...	40		
	TOTAL.....	1820	...	972		
Oils, galls.	United Kingdom.....	11,988½	11,234½	2667	561 14 6	1s. per gallon, 2 July, 1873.
	Victoria.....	67,276	79,569½	6341	3978 9 6	
	New South Wales.....	156	156	20	7 16 0	
	South Australia.....	527	527	70	26 7 0	
	United States.....	800	8632	45	431 12 0	
	TOTAL.....	79,847½	100,119	9143	5005 19 0	
Oil, Black, tuns.	Victoria.....	1½	1½	40	...	Exempt.
Oil, Sperm, tuns.	South Seas.....	79	for export.	4420	...	Exempt.
Oatmeal, lbs.	New Zealand.....	4448	4448	25	9 5 4	½d. per lb., 2 July, 1873.
Oilmen's Stores. (Warehoused.)	United Kingdom.....	73 15 0		
	Victoria.....	97 0 0		
	TOTAL.....	170 15 0		
Ditto, cubic feet.	United Kingdom.....	647	647	520	97 1 0	3s. per cub. ft., 2 July, 1873.
	Victoria.....	333	436½	814	67 12 6	
	New South Wales.....	66	66	30	9 18 0	
	TOTAL.....	1046	1149½	1364	174 11 6	
Ditto, <i>ad valorem.</i>	United Kingdom.....	2717 2 6	2861 7 6	2861 7 6	286 2 9	10 per cent., 14 Jan. 1880.
	Victoria.....	7877 5 0	8174 10 0	8174 10 0	817 9 0	
	New South Wales.....	1053 7 6	1053 7 6	1053 7 6	105 6 9	
	New Zealand.....	0 10 0	0 10 0	0 10 0	0 1 0	
	United States.....	...	43 7 6	43 7 6	4 6 9	
	TOTAL.....	11,648 5 0	12,133 2 6	12,133 2 6	1213 6 3	

ARTICLES.	COUNTRIES WHENCE IMPORTED.	QUANTITIES IMPORTED.	ENTERED FOR HOME CONSUMPTION.	VALUE IN STERLING OF TOTAL IMPORTS.	DUTY.	
					Gross Amount received in Sterling.	Rate, and when imposed.
Oilmen's Stores, pkgs.	United Kingdom	292	292	£ 1218	£ s. d.	Exempt.
	Victoria	664	664	2330		
	New South Wales	65	65	125		
	New Zealand	16	16	40		
	TOTAL.....	1037	1037	3713		
Paints, lbs.	United Kingdom	112,778	112,778	1594	234 19 3 274 7 4 1 10 9 2 6 8 513 4 0	½d. & ½d. per lb., 2 July, 1873; 1d. per lb., 14 Jan. 1880.
	Victoria	130,530	130,530	2195		
	New South Wales	738	738	35		
	New Zealand	1120	1120	20		
	TOTAL.....	245,166	245,166	3844		
Pitch, Tar, and Resin, pkgs.	United Kingdom	195	195	315	...	Exempt.
	Victoria	496	496	974		
	TOTAL.....	691	691	1239		
Pearl Barley, lbs.	United Kingdom	5152	5152	55	10 14 8 23 0 0 4 12 1 38 6 9	½d. per lb., 2 July, 1873.
	Victoria	11,040	11,040	122		
	New Zealand	2210	2210	20		
	TOTAL.....	18,402	18,402	197		
Pepper, Black, lbs.	United Kingdom	448	448	15	3 14 8 75 18 2 15 17 4 95 10 2	2d. per lb., 2 July, 1873.
	Victoria	9109	9109	364		
	New South Wales	224	1904	5		
	TOTAL.....	9781	11,461	384		
Ditto, other, lbs.	United Kingdom	2158	2158	65	35 19 4 177 15 0 0 9 8 214 4 0	4d. per lb., 14 Jan. 1880.
	Victoria	10,665	10,665	473		
	New South Wales	29	29	...		
	TOTAL.....	12,852	12,852	538		
Phormium Tenax, pkgs.	Victoria	12	12	35	...	Exempt.
	New Zealand	9	9	20		
	TOTAL.....	21	21	55		
Pickles, quarts, dozen.	Victoria	33	33	14	4 19 0	3s. per dozen quarts, 2 July, 1873.
Ditto, pints, dozen.	United Kingdom	3351	3351	1211	335 2 0 103 18 0 10 0 0 449 0 0	2s. per dozen pints, ditto.
	Victoria	1039	1039	434		
	New South Wales	100	100	41		
	TOTAL.....	4490	4490	1686		
Rice, pkgs. (Warehoused.)	Victoria	640	...	384		
Ditto, lbs.	Victoria	949,460	980,732	8000	2043 3 10 4 13 4 2047 17 2	½d. per lb., 2 July, 1873.
	New South Wales	2240	2240	30		
	TOTAL.....	951,700	982,972	8030		
Paper, Room, &c., 10 per cent. <i>ad valorem</i> . (Warehoused.)	United Kingdom	21 2 6		
Ditto, ditto.	United Kingdom	3630 10 0	363 1 0 675 9 6 1 6 0 1039 16 6	10 per cent., 14 Jan. 1880.
	Victoria	6754 15 0		
	New South Wales	13 0 0		
	TOTAL.....	10,398 5 0		

ARTICLES.	COUNTRIES WHENCE IMPORTED.	QUANTITIES IMPORTED.	ENTERED FOR HOME CONSUMPTION.	VALUE IN STERLING OF TOTAL IMPORTS.	DUTY.	
					Gross Amount received in Sterling.	Rate, and when imposed.
		£ s. d.	£ s. d.	£ s. d.	£ s. d.	
Papers, 5 per cent. <i>ad valorem</i> . (Warehoused.)	United Kingdom	57 10 0		
Ditto, ditto.	United Kingdom	1656 10 0	1679 5 0	1679 5 0	83 19 10	5 per cent., 14 Jan. 1880.
	Victoria	1815 17 6	1815 17 6	1815 17 6	90 16 9	
	New South Wales	48 0 0	48 0 0	48 0 0	2 8 0	
	TOTAL	3520 7 6	3543 2 6	3543 2 6	177 4 7	
Ditto, cubic feet.	United Kingdom	1521	1521	800	114 1 6	1s. 6d. per cub. foot, 2 July, 1873.
	Victoria	617½	617½	483	46 6 3	
	New South Wales	35	35	2	2 12 6	
	TOTAL	2173½	2173½	1285	163 0 3	
Rope, cwts.	United Kingdom	153¼	153¼	435	11 10 0	1s. 6d. per cwt., 2 July, 1873.
	Victoria	916½	916½	1935	68 15 5	
	New South Wales	27½	27½	70	2 1 3	
	TOTAL	1097¼	1097¼	2440	82 6 8	
Twine, lbs.	United Kingdom	16,598	16,598	810	69 3 2	1d. per lb., 2 July, 1873.
	Victoria	9919	9919	534	41 6 7	
	TOTAL	26,517	26,517	1344	110 9 9	
Salt and Saltpetre, cwts.	United Kingdom	14,595½	14,595½	1822	1094 13 4	1s. 6d. per cwt., 2 July, 1873.
	Victoria	1275¼	1275¼	318	95 13 8	
	TOTAL	15,871¼	15,871¼	2140	1190 7 0	
Saddlery & Leatherware, <i>ad valorem</i> . (Warehoused.)	United Kingdom	70 0 0		
	Victoria	52 15 0		
	TOTAL	122 15 0		
Ditto, cubic feet.	United Kingdom	82	82	160	16 8 0	4s. per cubic foot, 2 July, 1873.
	Victoria	103½	165½	119	33 2 0	
	New South Wales	1	1	15	0 4 0	
	TOTAL	186½	248½	294	49 14 0	
Ditto, <i>ad valorem</i> .	United Kingdom	2752 0 0	2752 0 0	2752 0 0	275 4 0	10 per cent., 14 Jan. 1880.
	Victoria	6026 17 6	6079 12 6	6079 12 6	607 19 3	
	New South Wales	682 12 6	682 12 6	682 12 6	68 5 3	
	TOTAL	9461 10 0	9514 5 0	9514 5 0	951 8 6	
Sago, lbs.	Victoria	37,296	37,296	552	310 16 0	2d. per lb., 2 July, 1873.
Sauces, pints, dozen.	United Kingdom	143	143	85	21 9 0	3s. per dozen pints, 2 July, 1873.
	Victoria	28	28	21	4 4 0	
	TOTAL	171	171	106	25 13 0	
Ditto, half pints, dozen.	United Kingdom	1005	1005	439	100 10 0	2s. per dozen half pints, 2 July, 1873.
	Victoria	208	208	96	20 16 0	
	TOTAL	1213	1213	535	121 6 0	
Shot, lbs.	United Kingdom	5712	5712	49	23 16 0	1d. per lb., 2 July, 1873.
	Victoria	4942	4942	67	20 11 10	
	TOTAL	10,654	10,654	116	44 7 10	

ARTICLES.	COUNTRIES WHENCE IMPORTED.	QUANTITIES IMPORTED.	ENTERED FOR HOME CONSUMPTION.	VALUE IN STERLING OF TOTAL IMPORTS.	DUTY.	
					Gross Amount received in Sterling.	Rate, and when imposed.
Slates, <i>ad valorem</i> .	United Kingdom	£ s. d. 108 5 0	£ s. d. 10 16 6	10 per cent., 14 Jan. 1880.
	Victoria	181 2 6	18 2 3	
	TOTAL.....	289 7 6	28 18 9	
Soap, lbs.	United Kingdom	1890	1390	38	5 15 10	1d. per lb., 2 July, 1873.
	Victoria	18,308	18,308	246	76 5 8	
	TOTAL.....	19,698	19,698	284	82 1 6	
Ditto, Perfumed, lbs.	United Kingdom	5642	6778	218	84 14 6	3d. per lb., 14 Jan. 1880.
	Victoria	3697	3697	173	46 4 3	
	New South Wales	1164	1164	27	14 11 0	
	TOTAL.....	10,503	11,639	418	145 9 9	
Seeds and Plants, pkgs.	United Kingdom	15	15	115		Exempt.
	Victoria	583	583	1818		
	New South Wales	119	119	246		
	New Zealand	88	88	100		
	TOTAL.....	805	805	2279	...	
Seeds, lbs.	United Kingdom	7331	7331	74	15 5 6	½d. per lb., 2 July, 1873.
	Victoria	8684	8684	91	18 1 10	
	TOTAL.....	16,015	16,015	165	33 7 4	
Snuff, pkgs. (Warehoused.)	United Kingdom	1	...	50		
	Victoria	1	...	16		
	TOTAL.....	2	...	66		
Ditto, lbs.	United Kingdom	416	607	110	151 15 0	5s. per lb., 2 July, 1873.
	Victoria	87	230	22	57 10 0	
	TOTAL.....	503	837	132	209 5 0	
Soda Crystals, lbs.	United Kingdom	84,310	84,310	300	133 12 11	¼d. per lb., 2 July, 1873; ½d. per lb., 14 Jan. 1880.
	Victoria	29,878	29,878	190	61 10 0	
	TOTAL.....	114,188	114,188	490	195 2 11	
Spices, lbs.	United Kingdom	3965	3965	194	66 1 8	4d. per lb., 2 July, 1873.
	Victoria	2959	2959	386	49 6 4	
	TOTAL.....	6924	6924	580	115 8 0	
Spirits—Brandy, in wood & bottle, pkgs. (Warehoused.)	United Kingdom	2371	...	4739		
	Victoria	2537	...	5902		
	New South Wales	47	...	324		
	TOTAL.....	4955	...	10,965		
Ditto, ditto, galls.	United Kingdom	109 ³⁴ / ₃₂	8833 ³⁰ / ₃₂	90	5300 5 6	12s. per gall., 2 July, 1873.
	Victoria	550 ¹⁶ / ₃₂	14,669 ⁵ / ₃₂	262	8801 12 0	
	New South Wales	525 ³ / ₃₂	...	315 3 3	
	TOTAL.....	660 ⁸ / ₃₂	24,028 ¹ / ₃₂	352	14,417 0 9	
Ditto, Cordials, pkgs. (Warehoused.)	Victoria	10	...	15		
	TOTAL.....	10	...	15		
Ditto, ditto, galls.	Victoria	99 ²⁵ / ₃₂	105 ¹⁵ / ₃₂	98	63 5 11	Ditto.
	New South Wales	12 ⁶ / ₃₂	12 ⁶ / ₃₂	25	7 6 3	
	TOTAL.....	112	117 ³¹ / ₃₂	123	70 12 2	

ARTICLES.	COUNTRIES WHENCE IMPORTED.	QUANTITIES IMPORTED.	ENTERED FOR HOME CONSUMPTION.	VALUE IN STERLING OF TOTAL IMPORTS.	DUTY.	
					Gross Amount received in Sterling.	Rate, and when imposed.
				£	£ s. d.	
Spirits—Geneva, pkgs. (Warehoused.)	United Kingdom	1860	...	1254		
	Victoria	1683	...	1303		
	New South Wales	890	...	743		
	TOTAL.....	4433	...	3300		
Ditto, ditto, galls.	United Kingdom	3 $\frac{1}{2}$	12,664	...	7598 11 10	12s. per gall., 2 July, 1873.
	Victoria	184 $\frac{5}{8}$	5936 $\frac{1}{2}$	41	3562 0 6	
	New South Wales	2170 $\frac{1}{2}$...	1302 11 8	
	TOTAL.....	188 $\frac{1}{2}$	20,771 $\frac{1}{2}$	41	12,463 4 0	
Ditto, Gin, pkgs. (Warehoused.)	United Kingdom	130	...	97		
	Victoria	256	...	206		
	New South Wales	75	...	80		
	TOTAL.....	461	...	383		
Ditto, ditto, galls.	United Kingdom	242 $\frac{1}{2}$...	145 10 10	Ditto.
	Victoria	51 $\frac{1}{2}$	322 $\frac{1}{2}$	16	193 13 4	
	New South Wales	139 $\frac{1}{2}$...	83 17 0	
	TOTAL.....	51 $\frac{1}{2}$	705 $\frac{1}{2}$	16	423 1 2	
Ditto, Whisky, pkgs. (Warehoused.)	United Kingdom	930	...	1408		
	Victoria	1776	...	3231		
	New South Wales	10	...	10		
	TOTAL.....	2716	...	4649		
Ditto, ditto, galls.	United Kingdom	142	2602 $\frac{3}{4}$	104	1561 13 11	Ditto.
	Victoria	649 $\frac{5}{8}$	8523 $\frac{1}{2}$	270	5114 5 3	
	New South Wales	36 $\frac{1}{2}$...	21 19 10	
	TOTAL.....	791 $\frac{3}{4}$	11,162 $\frac{3}{4}$	374	6697 19 0	
Ditto, Rum, pkgs. (Warehoused.)	United Kingdom	342	...	1820		
	Victoria	336	...	1315		
	New South Wales	2	...	20		
	TOTAL.....	680	...	3155		
Ditto, ditto, galls.	United Kingdom	13,309 $\frac{1}{2}$...	7985 12 6	Ditto.
	Victoria	237 $\frac{1}{2}$	9878 $\frac{1}{4}$	84	5927 1 11	
	New South Wales	205 $\frac{1}{2}$...	123 6 0	
	TOTAL.....	237 $\frac{1}{2}$	23,393 $\frac{1}{2}$	84	14,036 0 5	
Ditto, Perfumed, pkgs. (Warehoused.)	United Kingdom	1	...	30		
	Victoria	2	...	27		
	TOTAL.....	3	...	57		
Ditto, ditto, gallons.	United Kingdom	81 $\frac{1}{2}$	92 $\frac{1}{2}$	225	76 5 8	12s. per gall., 2 July, 1873; 18s. per gall., 14 Jan. 1880.
	Victoria	91	109 $\frac{1}{2}$	473	96 11 1	
	New South Wales	31 $\frac{1}{2}$	31 $\frac{1}{2}$	82	28 1 4	
	TOTAL.....	203 $\frac{3}{4}$	232 $\frac{3}{4}$	780	200 18 1	
Ditto, Methylated, galls.	United Kingdom	218	218	91	32 14 0	3s. per gallon, 2 July, 1873.
	Victoria	124	124	61	18 12 0	
	New South Wales	4	4	10	0 12 0	
	TOTAL.....	346	346	162	51 18 0	

ARTICLES.	COUNTRIES WHENCE IMPORTED.	QUANTITIES IMPORTED.	ENTERED FOR HOME CONSUMPTION.	VALUE IN STERLING OF TOTAL IMPORTS.	DUTY.	
					Gross Amount received in Sterling.	Rate, and when imposed.
Starch, lbs.	United Kingdom	67,740	67,740	£ 1120	£ s. d. 282 5 0	1d. per lb., 2 July, 1873.
	Victoria	20,694	20,694	361	86 4 6	
	United States	1440	...	6 0 0	
	TOTAL.....	88,434	89,874	1481	374 9 6	
Stationery, cubic feet.	United Kingdom	96	96	215	19 4 0	Exempt.
	Victoria	195½	195½	416	39 2 0	
	TOTAL.....	291½	291½	631	58 6 0	
Ditto, <i>ad valorem</i> . (Warehoused.)	United Kingdom	82 12 6		
Ditto, <i>ad valorem</i> .	United Kingdom	3392 7 6	3460 7 6	3460 7 6	346 0 9	10 per cent., 14 Jan. 1880.
	Victoria	7376 12 6	7376 12 6	7376 12 6	737 13 3	
	New South Wales	494 7 6	494 7 6	494 7 6	49 8 9	
	New Zealand	25 5 0	25 5 0	25 5 0	2 10 6	
	South Australia	22 10 0	22 10 0	22 10 0	2 5 0	
	TOTAL.....	11,311 2 6	11,379 2 6	11,379 2 6	1137 18 3	
Stationery and Printed Books, pkgs.	United Kingdom	192	192	3852		Exempt.
	Victoria	1301	1301	11,094		
	New South Wales	39	39	392		
	TOTAL.....	1532	1532	15,338	...	
Sulphur, lbs.	United Kingdom	12,408	12,408	70	25 17 0	¼d. per lb., 2 July, 1873; ¼d. per lb., 14 Jan. 1880.
	Victoria	1298	1298	7	2 14 1	
	TOTAL.....	13,706	13,706	77	28 11 1	
Sugar, Raw, pkgs. (Warehoused.)	Victoria	574	...	570		
	Mauritius	368	...	820		
	TOTAL.....	942	...	1390		
Ditto, cwts.	United Kingdom	320	320	660	96 0 0	6s. per cwt., 2 July, 1873.
	Victoria	30,581	30,933¼	44,229	9280 2 6	
	New South Wales	10,394¼	10,589¼	16,316	3176 18 6	
	South Australia	649	649	935	194 14 0	
	Mauritius	41,305	41,935½	71,520	12,580 13 0	
	TOTAL.....	83,249¼	84,428	133,660	25,328 8 0	
Ditto, Loaf and Crushed, pkgs. (Warehoused.)	United Kingdom	30	...	266		
Ditto, lbs.	United Kingdom	70,076	80,867	1362	336 18 11	1d. per lb., 2 July, 1873.
	Victoria	24,373	24,373	466	101 11 1	
	TOTAL.....	94,449	105,240	1828	438 10 0	
Molasses, cwts.	United Kingdom	3	3	5	0 10 6	3s. 6d. per cwt., 2 July, 1873.
	Victoria	417¼	417¼	590	73 2 9	
	TOTAL.....	420¼	420¼	595	73 13 3	
Tapioca, lbs.	United Kingdom	548	548	15	4 11 4	2d. per lb., 2 July, 1873.
	Victoria	7183	7183	113	59 17 2	
	TOTAL.....	7731	7731	128	64 8 6	
Tartaric Acid, lbs.	United Kingdom	4412	4412	417	73 10 8	4d. per lb., 2 July, 1873.
	Victoria	1074	1074	98	17 18 0	
	New South Wales	112	112	10	1 17 4	
	TOTAL.....	5598	5598	525	93 6 0	

ARTICLES.	COUNTRIES WHENCE IMPORTED.	QUANTITIES IMPORTED.	ENTERED FOR HOME CONSUMPTION.	VALUE IN STERLING OF TOTAL IMPORTS.	DUTY.	
					Gross Amount received in Sterling.	Rate, and when imposed.
Tea, pkgs. (Warehoused.)	Victoria	9498	...	£ 17,207	£ s. d.	
	New South Wales	80	...	160		
	TOTAL	9578	...	17,367		
Ditto, lbs.	United Kingdom	1874	1874	94	46 17 0	6d. per lb., 2 July, 1873.
	Victoria	374,634	709,175	23,644	17,729 7 6	
	New South Wales	2142	14,205	117	355 2 6	
	TOTAL	378,650	725,254	23,855	18,131 7 0	
Turpentine, galls.	United Kingdom	34½	34½	11	1 14 6	1s. per gall., 2 July, 1873.
	Victoria	363½	363½	120	18 3 6	
	New South Wales	160	160	20	8 0 0	
	United States	472	...	23 12 0	
	TOTAL	558	1030	151	51 10 0	
Tobacco, pkgs. (Warehoused.)	Victoria	348	...	7753		
	New South Wales	3	...	30		
	TOTAL	351	...	7783		
Ditto, lbs.	Victoria	250	250	18	31 5 0	2s. 6d. per lb., 13 Jan. 1880.
Ditto, lbs.	United Kingdom	1541	...	231 3 0	3s. per lb., 2 July, 1873.
	Victoria	15,779½	139,288½	1682	20,898 3 0	
	United States	19,409	...	2906 9 6	
	TOTAL	15,779½	160,238½	1682	24,035 15 6	
Cigars, pkgs. (Warehoused.)	Victoria	83	...	2218		
	New South Wales	1	...	30		
	TOTAL	84	...	2248		
Ditto, lbs.	United Kingdom	87	87	54	21 15 0	5s. per lb., 2 July, 1873.
	Victoria	2339½	10,374½	1006	2593 12 6	
	New South Wales	120	...	30 0 0	
	TOTAL	2426½	10,581½	1060	2645 7 6	
Tubs and Buckets, No.	United Kingdom	1668	1668	132	20 17 0	3d. each, 2 July, 1873.
	Victoria	4061	4061	579	50 15 3	
	New South Wales	105	105	10	1 6 3	
	TOTAL	5834	5834	721	72 18 6	
Toys, cubic feet.	United Kingdom	12	12	20	0 12 0	1s. per cubic foot, 2 July, 1873.
	Victoria	94½	94½	66	4 15 0	
	TOTAL	106½	106½	86	5 7 0	
Ditto, <i>ad valorem</i> . (Warehoused.)	Victoria	85 10 0		
Ditto, <i>ad valorem</i> .	United Kingdom	422 7 6	42 4 9	10 per cent., 14 Jan. 1880.
	Victoria	1088 7 6	108 16 9	
	New South Wales	116 2 6	11 12 3	
	TOTAL	1626 17 6	162 13 9	
Varnish, galls.	United Kingdom	733½	733½	549	55 0 3	1s. per gallon, 2 July, 1873.
	Victoria	544	544	280	40 0 0	
	New South Wales	78	78	23	5 17 0	
	TOTAL	1355½	1355½	852	100 17 3	

ARTICLES.	COUNTRIES WHENCE IMPORTED.	QUANTITIES IMPORTED.	ENTERED FOR HOME CONSUMPTION.	VALUE IN STERLING OF TOTAL IMPORTS.	DUTY.	
					Gross Amount received in Sterling.	Rate, and when imposed.
Vegetables, pkgs.	Victoria	426	426	£ 339	£ s. d. ...	Exempt.
Ditto, cwts.	Victoria	43	43	95	...	Exempt.
Vinegar, galls.	United Kingdom	16,979	17,520	1734	414 1 8	4d. per gallon, 2 July, 1873; 6d. per gall., 14 Jan. 1880.
	Victoria	4043½	4043½	551	98 5 6	
	TOTAL.....	21,022½	21,563½	2285	512 7 2	
Wines in wood, pkgs. (Warehoused.)	United Kingdom	302	...	1411		
	Victoria	207	...	1754		
	New South Wales	18	...	96		
	TOTAL.....	527	...	3261		
Ditto in bottle, pkgs. (Warehoused.)	United Kingdom	103	...	395		
	Victoria	151	...	229		
	New South Wales	12	...	30		
	TOTAL.....	266	...	654		
Ditto in wood, galls.	United Kingdom	4030	5589	2169	920 2 0	2s. per gallon, 2 July, 1873; 4s. per gall., 14 Jan. 1880.
	Victoria	5877	9909½	1588	1641 14 0	
	New South Wales	563	563	125	90 4 0	
	South Australia	5	5	5	1 0 0	
	TOTAL.....	10,475	16,066½	3887	2653 0 0	
Ditto in bottle, galls.	United Kingdom	502	896½	665	268 19 0	6s. per gallon, 14 Jan. 1880.
	Victoria	2030½	2096½	1757	629 0 0	
	New South Wales	226½	226½	275	67 19 0	
	South Australia	22	22	15	6 12 0	
	TOTAL.....	2780½	3241½	2712	972 10 0	
Ditto in bottle, dozen quarts.	United Kingdom	44⅙	...	13 7 0	6s. per dozen quarts, 2 July, 1873.
	Victoria	115⅙	115⅙	131	34 13 0	
	TOTAL.....	115⅙	160	131	48 0 0	
Ditto, ditto, dozen pints.	Victoria	5	5	2	0.15 0	3s. per dozen pints, 2 July, 1873.
Woolpacks, No.	United Kingdom	2963	2963	506	49 7 8	2½d. each, 2 July, 1873; 4d. each, 14 Jan. 1880.
	Victoria	35,846	35,846	4476	597 8 8	
	TOTAL.....	38,809	38,809	4982	646 16 4	
Woollens, cubic feet.	United Kingdom	33	33	155	8 5 0	5s. per cubic foot, 2 July, 1873.
Railway Material, tons.	United Kingdom	533	533	5450	...	Exempt.
	Victoria	37½	37½	622		
	New South Wales	2487	2487	1633		
	TOTAL.....	3057½	3057½	7705		
Ditto, pkgs.	United Kingdom	34	34	740	...	Ditto.
	Victoria	338	338	1170		
	New South Wales	4	4	5		
	TOTAL.....	376	376	1915		
Ad valorem Goods, 10 per cent. (Warehoused.)	United Kingdom	252 2 6		

ARTICLES.	COUNTRIES WHENCE IMPORTED.	QUANTITIES IMPORTED.	ENTERED FOR HOME CONSUMPTION.	VALUE IN STERLING OF TOTAL IMPORTS.	DUTY.	
					Gross Amount received in Sterling.	Rate, and when imposed.
<i>Ad valorem</i> Goods, 10 per cent.	United Kingdom	£ s. d. 3525 0 0	£ s. d. 3693 12 6	£ s. d. 3693 12 6	£ s. d. 369 7 3	10 per cent., 14 Jan. 1880.
	Victoria	11,367 17 6	11,367 17 6	11,367 17 6	1136 15 8	
	New South Wales	1086 12 6	1086 12 6	1086 12 6	108 13 3	
	South Australia	3 0 0	3 0 0	3 0 0	0 6 0	
	TOTAL	15,982 10 0	16,151 2 6	16,151 2 6	1615 2 2	
Ditto, 20 per cent.	United Kingdom	40 7 6	8 1 6	20 per cent., 14 Jan. 1880.
	Victoria	1331 2 6	266 4 6	
	New South Wales	12 10 0	2 10 0	
	New Zealand	147 7 6	29 9 6	
	TOTAL	1531 7 6	306 5 6	
Government Stores, pkgs.	United Kingdom	1035	1035	7880	...	Exempt.
	Victoria	1625	1625	3511		
	New South Wales	7	7	94		
	TOTAL	2667	2667	11,485		
Works of Art, <i>ad valorem</i> . (Warehoused.)	United Kingdom	56	...	10 per cent., 14 Jan. 1880.
	New South Wales	300		
	TOTAL	356		
Ditto, <i>ad valorem</i> .	United Kingdom	909 10 0	89 16 8	10 per cent., 14 Jan. 1880.
	Victoria	612 7 6	61 4 3	
	New South Wales	144 5 0	14 8 6	
	New Zealand	31 5 0	3 2 6	
	TOTAL	1697 7 6	168 11 11	

THOMAS T. WATT, *Inspector of Customs.*

EXPORTS.

GENERAL EXPORTS from the Colony of Tasmania in the Year 1880.

ARTICLES.	COUNTRIES TO WHICH EXPORTED.	QUANTITIES.			VALUE IN STERLING.		
		Produce and Manufactures of the Colony.	British, Foreign, and other Colonial Produce and Manufactures.	TOTAL.	Produce and Manufactures of the Colony.	British, Foreign, and other Colonial Produce and Manufactures.	TOTAL.
Apparel and Slops, pkgs.	Victoria	7	7	£	£	£
	New South Wales	1	1	...	60	60
	South Australia	21	21	...	5	5
	TOTAL	29	29	...	120	120
Bark, tons.	United Kingdom	1083	...	1083	5692	...	5692
	Victoria	664½	...	664½	3361	...	3361
	New South Wales	2529½	...	2529½	14,122	...	14,122
	South Australia	61	...	61	274	...	274
	New Zealand	793½	...	793½	4765	...	4765
	TOTAL	5131½	...	5131½	28,214	...	28,214
Bacon & Hams, lbs.	Victoria	60	...	60	2	...	2
	South Australia	3700	...	3700	130	...	130
	TOTAL	3760	...	3760	132	...	132

ARTICLES.	COUNTRIES TO WHICH EXPORTED.	QUANTITIES.			VALUE IN STERLING.		
		Produce and Manufactures of the Colony.	British, Foreign, and other Colonial Produce and Manufactures.	TOTAL.	Produce and Manufactures of the Colony.	British, Foreign, and other Colonial Produce and Manufactures.	TOTAL.
Bran & Sharps, tons.	New South Wales	363	...	363	£ 1942	...	£ 1942
	Queensland	63	...	63	185	...	185
	Mauritius	35	...	35	172	...	172
	TOTAL.....	461	...	461	2299	...	2299
Boots & Shoes, pkgs.	Victoria	12	10	22	38	224	262
Bones, Hoofs, and Horns, tons.	United Kingdom	22	...	22	188	...	188
Blankets and Flannel, pkgs.	Victoria	2	1	3	85	14	99
	New South Wales	8	...	8	665	...	665
	TOTAL.....	10	1	11	750	14	764
Brushware, pkgs.	Victoria	1	1	...	35	35
Baskets and Wickerware, pkgs.	Victoria	1	...	1	7	...	7
	New Zealand	16	...	16	50	...	50
	TOTAL.....	17	...	17	57	...	57
Bees Wax, lbs.	United Kingdom	3788	...	3788	102	...	102
Coal, tons.	Victoria	123	...	123	81	...	81
	New Zealand	5	...	5	5	...	5
	TOTAL.....	128	...	128	86	...	86
Copper, Iron, & Lead, tons.	United Kingdom	7	7	...	740	740
	Victoria	1 ¹⁶ / ₂₀	21 ⁸ / ₂₀	23 ⁴ / ₂₀	38	948	986
	New South Wales	168 ¹⁸ / ₂₀	168 ¹⁸ / ₂₀	...	749	749
	TOTAL.....	1 ¹⁶ / ₂₀	197 ⁴ / ₂₀	199	38	2437	2475
Canvas and Bagging, pkgs.	New South Wales	1	1	...	16	16
Carts and Carriages, No.	Victoria	1	1	2	40	20	60
	New South Wales	1	1	2	20	65	85
	New Zealand	1	...	1	40	...	40
	TOTAL.....	3	2	5	100	85	185
Cider, galls.	Victoria	60	...	60	18	...	18
Cigars, lbs.	Victoria	741	741	...	110	110
Drapery, pkgs.	Victoria	14	12	26	772	325	1097
	New South Wales	1	1	2	207	15	222
	New Zealand	11	11	...	180	180
	TOTAL.....	15	24	39	979	520	1499
Earthen & Glassware, pkgs.	Victoria	10	1	11	200	10	210
Electro Plate, pkgs.	United Kingdom	1	1	...	37	37

ARTICLES.	COUNTRIES TO WHICH EXPORTED.	QUANTITIES.			VALUE IN STERLING.		
		Produce and Manufactures of the Colony.	British, Foreign, and other Colonial Produce and Manufactures.	TOTAL.	Produce and Manufactures of the Colony.	British, Foreign, and other Colonial Produce and Manufactures.	TOTAL.
					£	£	£
Fruit, Green & Tart, bushels.	Victoria	30,956	...	30,956	10,878	...	10,878
	New South Wales	73,682	...	73,682	22,597	...	22,597
	New Zealand	50,564	...	50,564	15,679	...	15,679
	South Australia	184	...	184	159	...	159
	Queensland	82	...	82	43	...	43
	TOTAL	155,468	...	155,468	49,356	...	49,356
Fruit, Dried, lbs.	Victoria	6975	6975	...	93	93
Jam, lbs.	Victoria	58,802	...	58,802	1393	...	1393
	New South Wales	2,208,591	...	2,208,591	53,840	...	53,840
	New Zealand	1,045,622	...	1,045,622	25,266	...	25,266
	Mauritius	2700	...	2700	75	...	75
	United Kingdom	19,961	...	19,961	560	...	560
	South Australia	18,446	...	18,446	468	...	468
	Queensland	69,815	...	69,815	1623	...	1623
	TOTAL	3,423,937	...	3,423,937	83,225	...	83,225
Fish, pkgs.	Victoria	84	...	84	558	...	558
	New South Wales	2	...	2	7	...	7
	TOTAL	86	...	86	565	...	565
Flour, tons.	New South Wales	80	...	80	763	...	763
	New Zealand	10	...	10	95	...	95
	Mauritius	10	...	10	100	...	100
	TOTAL	100	...	100	958	...	958
Furniture, pkgs.	Victoria	45	45	...	62	62
	New Zealand	1	...	1	5	...	5
	South Australia	9	...	9	50	...	50
	TOTAL	10	45	55	55	62	117
Grain, Oats, bushels.	Victoria	114,351	...	114,351	12,913	...	12,913
	New South Wales	16,130	...	16,130	1520	...	1520
	South Australia	49,538	...	49,538	4084	...	4084
	Queensland	1600	...	1600	157	...	157
	TOTAL	181,619	...	181,619	18,674	...	18,674
Ditto, Barley, bushels.	Victoria	100	...	100	25	...	25
	New South Wales	751	...	751	188	...	188
	South Australia	3000	...	3000	600	...	600
	TOTAL	3851	...	3851	813	...	813
Ditto, Wheat, bushels.	United Kingdom	38,638	...	38,638	8856	...	8856
	Victoria	9205	...	9205	1967	...	1967
	New South Wales	16,085	...	16,085	3847	...	3847
	TOTAL	63,928	...	63,928	14,670	...	14,670
Ditto, Rye, bushs.	New South Wales	13	...	13	4	...	4
Ditto, Tares, bushs.	Victoria	438	...	438	106	...	106
	New South Wales	74	...	74	23	...	23
	TOTAL	512	...	512	129	...	129
Gold, ozs.	Victoria	50,998 ¹⁸ / ₂₀	...	50,998 ¹⁸ / ₂₀	201,655	...	201,655

ARTICLES.	COUNTRIES TO WHICH EXPORTED.	QUANTITIES.			VALUE IN STERLING.		
		Produce and Manufactures of the Colony.	British, Foreign, and other Colonial Produce and Manufactures.	TOTAL.	Produce and Manufactures of the Colony.	British, Foreign, and other Colonial Produce and Manufactures.	TOTAL.
Hay and Straw, tons.	New South Wales	842½	...	842½	£ 2654	£ ...	£ 2654
	Queensland	10	...	10	30	...	30
	TOTAL	852½	...	852½	2684	...	2684
Hops, lbs.	Victoria	260,859	4107	264,966	13,707	262	13,969
	New South Wales	170,962	...	170,962	8655	...	8655
	New Zealand	84,334	...	84,334	4894	...	4894
	South Australia	69,460	...	69,460	3367	...	3367
	TOTAL	585,615	4107	589,722	30,623	262	30,885
Hats and Caps, pkgs.	Victoria	5	...	5	159	...	159
	New South Wales	6	...	6	176	...	176
	New Zealand	1	...	1	22	...	22
	South Australia	2	...	2	74	...	74
	TOTAL	14	...	14	431	...	431
Hides and Skins, pkgs.	Victoria	220	...	220	1738	...	1738
	New South Wales	122	...	122	1544	...	1544
	New Zealand	11	...	11	235	...	235
	United Kingdom	61	...	61	519	...	519
	South Australia	3	...	3	42	...	42
	TOTAL	417	...	417	4078	...	4078
Honey, lbs.	United Kingdom	80	...	80	2	...	2
Ironmongery & Hardware, pkgs.	Victoria	675	675	...	860	860
	New South Wales	2805	2805	...	690	690
	New Zealand	25	25	...	171	171
	United Kingdom	12	12	...	17	17
	South Australia	158	158	...	101	101
	TOTAL	3675	3675	...	1839	1839
Jewellery and Plate, pkgs.	Victoria	2	2	...	107	107
	New South Wales	7	7	...	800	800
	TOTAL	9	9	...	907	907
Leather, pkgs.	Victoria	490	...	490	3886	...	3886
	United Kingdom	282	...	282	3101	...	3101
	New South Wales	208	...	208	3157	...	3157
	New Zealand	9	...	9	315	...	315
	TOTAL	989	...	989	10,459	...	10,459
Lime, cwts.	Victoria	150	...	150	25	...	25
	New South Wales	200	...	200	10	...	10
	TOTAL	350	...	350	35	...	35
Live Stock—Horses, No.	Victoria	94	...	94	7880	...	7880
	New Zealand	7	...	7	580	...	580
	TOTAL	101	...	101	8460	...	8460
Sheep, No.	Victoria	110	...	110	5500	...	5500
	New South Wales	20	...	20	803	...	803
	New Zealand	255	...	255	8681	...	8681
	TOTAL	385	...	385	14,984	...	14,984

ARTICLES.	COUNTRIES TO WHICH EXPORTED.	QUANTITIES.			VALUE IN STERLING.		
		Produce and Manufactures of the Colony.	British, Foreign, and other Colonial Produce and Manufactures.	TOTAL.	Produce and Manufactures of the Colony.	British, Foreign, and other Colonial Produce and Manufactures.	TOTAL.
Live Stock— Goats, No.	New South Wales	52	...	52	£ 105	£ ...	£ 105
Pigs, No.	Victoria	80	...	80	80	...	80
	New South Wales	3	...	3	3	...	3
	TOTAL	83	...	83	83	...	83
Malt, bushs.	New South Wales	4880	...	4880	1513	...	1513
Malt Liquor, galls.	Victoria	1273	...	1273	191	...	191
	New South Wales	3371	...	3371	532	...	532
	TOTAL	4644	...	4644	723	...	723
Machinery, pkgs.	Victoria	32	32	...	376	376
	New Zealand	1	17	18	700	80	780
	United Kingdom	2	2	...	70	70
	TOTAL	1	51	52	700	526	1226
Musical Instruments, No.	Victoria	1	1	...	7	7
Medicines & Drugs, pkgs.	Victoria	6	6	...	95	95
	New South Wales	2	2	...	20	20
	TOTAL	8	8	...	115	115
Matches, pkgs.	Victoria	3	3	...	10	10
	New South Wales	5	5	...	35	35
	TOTAL	8	8	...	45	45
Oatmeal, tons.	Victoria	29	...	29	538	...	538
	New South Wales	284	...	284	5026	...	5026
	TOTAL	313	...	313	5564	...	5564
Oilmen's Stores, pkgs.	Victoria	65	...	65	95	...	95
	New South Wales	4	...	4	5	...	5
	New Zealand	2	2	...	30	30
	TOTAL	69	2	71	100	30	130
Oil, Sperm, tuns.	Victoria	62 ¹⁵² ₃₅₂	...	62 ¹⁵² ₃₅₂	4998	...	4998
	United Kingdom	272	...	272	17,725	...	17,725
	TOTAL	334 ¹⁵² ₂₅₂	...	334 ¹⁵² ₂₅₂	22,723	...	22,723
Paint, Oil, Tar, and Turps, galls.	New Zealand	160	160	...	40	40
Rope, cwts.	New South Wales	127	127	...	200	200
Sugar, cwts.	Victoria	411 ¹ ₂	411 ¹ ₂	...	746	746
Shot, lbs.	Victoria	3148	...	3148	51	...	51
	New Zealand	2800	...	2800	32	...	32
	TOTAL	5948	...	5948	83	...	83
Sulphur, cwts.	Victoria	95	95	...	60	60

ARTICLES.	COUNTRIES TO WHICH EXPORTED.	QUANTITIES.			VALUE IN STERLING.		
		Produce and Manufactures of the Colony.	British, Foreign, and other Colonial Produce and Manufactures.	TOTAL.	Produce and Manufactures of the Colony.	British, Foreign, and other Colonial Produce and Manufactures.	TOTAL.
Seeds, Plants, and Trees, pkgs.	Victoria	1258	...	1258	£ 605	...	£ 605
	New South Wales	1857	...	1857	733	...	733
	United Kingdom	220	...	220	160	...	160
	New Zealand	612	...	612	284	...	284
	South Australia	193	...	193	150	...	150
	TOTAL	4140	...	4140	1932	...	1932
Saddlery & Leatherware, pkgs.	Victoria	1	1	...	23	23
Skins, Rabbit, dozen.	Victoria	108,931	...	108,931	10,559	...	10,559
	United Kingdom	3398	...	3398	193	...	193
	TOTAL	112,329	...	112,329	10,752	...	10,752
Specimens Natural History, pkgs.	Victoria	2	...	2	25	...	25
Stationery, pkgs.	Victoria	16	16	...	235	235
	New South Wales	2	2	...	13	13
	New Zealand	1	1	...	5	5
	South Australia	4	4	...	55	55
	TOTAL	23	23	...	308	308
Stone, tons.	Victoria	2165	...	2165	4330	...	4330
	New Zealand	144	...	144	274	...	274
	TOTAL	2309	...	2309	4604	...	4604
Ditto, Road Metal, tons.	New South Wales	100	...	100	22	...	22
Spirits, Brandy, galls.	Victoria	1587 $\frac{28}{32}$	1587 $\frac{28}{32}$...	420	420
Ditto, Geneva, galls.	Victoria	127	127	...	15	15
Ditto, Perfumed, galls.	Victoria	87 $\frac{15}{32}$	87 $\frac{15}{32}$...	30	30
Tobacco, lbs.	Victoria	4637	4637	...	433	433
	New South Wales	1171	1171	...	64	64
	TOTAL	5808	5808	...	497	497
Tallow, lbs.	United Kingdom	4800	...	4800	40	...	40
	Victoria	8200	...	8200	100	...	100
	New South Wales	29,620	...	29,620	287	...	287
	TOTAL	42,620	...	42,620	427	...	427
Tin, tons.	Victoria	278 $\frac{19}{20}$...	278 $\frac{19}{20}$	23,229	...	23,229
	United Kingdom	2112 $\frac{5}{20}$...	2112 $\frac{5}{20}$	185,210	...	185,210
	New Zealand	1 $\frac{19}{20}$...	1 $\frac{19}{20}$	132	...	132
	New South Wales	1559	...	1559	132,980	...	132,980
	TOTAL	3951 $\frac{5}{20}$...	3951 $\frac{5}{20}$	341,551	...	341,551
Tin Ore, tons.	New South Wales	2 $\frac{19}{20}$...	2 $\frac{19}{20}$	185	...	185
Manganese Ore, tons.	United Kingdom	5	5	...	15	15

ARTICLES.	COUNTRIES TO WHICH EXPORTED.	QUANTITIES.			VALUE IN STERLING.		
		Produce and Manufactures of the Colony.	British, Foreign, and other Colonial Produce and Manufactures.	TOTAL.	Produce and Manufactures of the Colony.	British, Foreign, and other Colonial Produce and Manufactures.	TOTAL.
Timber, Blackwood Logs, feet.	Victoria	775,400	...	775,400	£ 2691	£ ...	£ 2691
	New South Wales	127,769	...	127,769	586	...	586
	South Australia	227,000	...	227,000	611	...	611
	TOTAL	1,130,169	...	1,130,169	3888	...	3888
Ditto, Treenails and Staves, No.	Victoria	216,720	...	216,720	314	...	314
	New South Wales	64,175	...	64,175	459	...	459
	United Kingdom	43,350	...	43,350	213	...	213
	South Australia	57,920	...	57,920	150	...	150
	TOTAL	382,165	...	382,165	1136	...	1136
Ditto, Posts & Rails, No.	Victoria	24,830	...	24,830	261	...	261
	South Australia	5981	...	5981	54	...	54
	New Zealand	51,650	...	51,650	715	...	715
	TOTAL	82,461	...	82,461	1030	...	1030
Ditto, Sawn, feet.	Victoria	982,737	...	982,737	3114	...	3114
	South Australia	3,765,440	...	3,765,440	12,026	...	12,026
	New Zealand	2,356,879	...	2,356,879	8248	...	8248
	New South Wales	31,500	...	31,500	168	...	168
	New Caledonia	95,168	...	95,168	578	...	578
	Guam	89,600	...	89,600	297	...	297
	TOTAL	7,321,324	...	7,321,324	24,431	...	24,431
Ditto, Palings, No.	Victoria	1,062,925	...	1,062,925	4184	...	4184
	New South Wales	658,900	...	658,900	2568	...	2568
	Queensland	51,000	...	51,000	198	...	198
	South Australia	1,287,840	...	1,287,840	5133	...	5133
	New Zealand	1,299,655	...	1,299,655	5298	...	5298
	New Caledonia	7000	...	7000	32	...	32
	Guam	26,235	...	26,235	123	...	123
	TOTAL	4,393,555	...	4,393,555	17,536	...	17,536
Ditto, Laths and Shingles, No.	New South Wales	303,000	...	303,000	115	...	115
	New Zealand	4,895,000	...	4,895,000	1900	...	1900
	South Australia	1,029,620	...	1,029,620	391	...	391
	Guam	27,600	...	27,600	26	...	26
	TOTAL	6,255,220	...	6,255,220	2432	...	2432
Ditto, Piles & Beams, No.	New South Wales	3	...	3	24	...	24
Ditto, Battens, No.	Victoria	851	...	851	12	...	12
Ditto, Pine, feet.	Victoria	25,000	...	25,000	63	...	63
	New South Wales	30,000	...	30,000	300	...	300
	South Australia	48,000	...	48,000	162	...	162
	TOTAL	103,000	...	103,000	525	...	525
Ditto, Shaped, pieces.	Victoria	1072	...	1072	86	...	86
	New South Wales	115	...	115	16	...	16
	New Zealand	3370	...	3370	261	...	261
	South Australia	10,367	...	10,367	594	...	594
	Guam	28	...	28	2	...	2
	TOTAL	14,952	...	14,952	959	...	959

ARTICLES.	COUNTRIES TO WHICH EXPORTED.	QUANTITIES.			VALUE IN STERLING.		
		Produce and Manufactures of the Colony.	British, Foreign, and other Colonial Produce and Manufactures.	TOTAL.	Produce and Manufactures of the Colony.	British, Foreign, and other Colonial Produce and Manufactures.	TOTAL.
Vegetables, Onions, cwts.	New South Wales	162	...	162	£ 46	...	£ 46
	New Zealand	1970	...	1970	451	...	451
	Queensland	160	...	160	30	...	30
	TOTAL.....	2292	...	2292	527	...	527
Ditto, Potatoes, tons.	Victoria	2311	...	2311	5259	...	5259
	New Zealand	101	...	101	435	...	435
	New South Wales	2765¾	...	2765¾	6368	...	6368
	South Australia	683	...	683	1571	...	1571
	Queensland.....	527	...	527	1493	...	1493
	TOTAL.....	6387¾	...	6387¾	15,126	...	15,126
Ditto, Carrots, tons.	New South Wales	42½	...	42½	73	...	73
Ditto, Peas & Beans, bushels.	Victoria	355	...	355	108	...	108
	New South Wales	5936	...	5936	1244	...	1244
	New Zealand	144	...	144	34	...	34
	South Australia	300	...	300	37	...	37
	TOTAL.....	6735	...	6735	1423	...	1423
Works of Art, pkgs.	Victoria	4	4	...	35	35
	New Zealand	14	14	...	300	300
	TOTAL.....	...	18	18	...	335	335
Wood, Fire, tons.	South Australia	5	...	5	5	...	5
Whaling Gear, pkgs.	New South Wales	5	...	5	34	...	34
Whaleboats, No.	New Zealand	1	...	1	30	...	30
Wool, lbs.	Victoria	1,187,827	...	1,187,827	67,079	...	67,079
	United Kingdom	7,837,401	...	7,837,401	475,165	...	475,165
	TOTAL.....	9,025,228	...	9,025,228	542,244	...	542,244
Unenumerated.	United Kingdom	3362	...	3362
	Victoria	380	...	380
	New South Wales	20,353	20,353
	TOTAL.....	3742	20,353	24,095

THOMAS T. WATT, *Inspector of Customs.*

WOOL EXPORTED, BEING THE PRODUCE OF 1879.

	Quantity.	Value.
	lbs.	£
Wool, the produce of 1879, exported in December, 1879	1,450,603	62,624
Wool, principally the produce of 1879, exported between 1st January and 30th November, 1880.....	6,601,593	389,253
	8,052,196	451,877

IMPORTS AND EXPORTS.—DECENNIAL Return.

YEARS.	TOTAL IMPORTS.	EXPORTS.			RATE PER HEAD OF MEAN POPULATION OF—	
		<i>Produce of the Colony.</i>	<i>British and Foreign Produce.</i>	TOTAL.	<i>Imports.</i>	<i>Exports.</i>
	£	£	£	£	£ s. d.	£ s. d.
1871.....	778,087	730,946	9692	740,638	7 13 8	7 6 3½
1872.....	807,182	889,360	21,303	910,663	7 17 8½	8 17 11½
1873.....	1,107,167	870,672	22,884	893,556	10 13 9½	8 12 6½
1874.....	1,257,785	903,026	22,299	925,325	12 1 5	8 17 7½
1875.....	1,185,942	1,076,198	9778	1,085,976	11 8 3	10 9 0
1876.....	1,133,003	1,117,584	13,399	1,130,983	10 16 8½	10 16 3½
1877.....	1,308,671	1,403,580	13,395	1,416,975	12 6 2½	13 6 7½
1878.....	1,324,812	1,288,011	27,684	1,315,695	12 4 2	12 2 5½
1879.....	1,267,475	1,289,395	11,702	1,301,097	11 7 11½	11 14 0½
1880.....	1,369,223	1,481,330	30,601	1,511,931	12 1 0½	13 6 1½

E. C. NOWELL, Government Statistician.

IMPORTS and Exports from and to different Countries.—Decennial Return.

IMPORTS.

YEAR.	<i>United Kingdom.</i>	<i>Victoria.</i>	<i>New South Wales.</i>	<i>New Zealand.</i>	<i>Queensland.</i>	<i>South Australia.</i>	<i>Mauritius.</i>	<i>Other British Possessions.</i>	<i>Foreign States.</i>	<i>Southern Whale Fisheries.</i>
	£	£	£	£	£	£	£	£	£	£
1871.....	272,797	407,294	34,545	2260	7785	...	45,151	2520	...	5735
1872.....	309,199	359,050	55,715	960	12,380	...	66,183	...	180	3515
1873.....	429,355	495,837	40,998	1505	17,647	4215	110,060	7550
1874.....	546,502	558,113	50,247	3180	11,498	775	82,365	5105
1875.....	405,101	529,710	60,647	3332	9762	3615	63,332	315	5533	4545
1876.....	346,679	609,811	73,603	9137	7164	790	75,111	5775	4934	...
1877.....	377,499	736,804	79,644	7998	10,080	4510	71,645	9765	10,726	...
1878.....	373,466	713,822	89,053	20,680	10,400	2675	104,440	6050	4226	...
1879.....	337,050	713,175	107,309	5845	14,440	2400	74,347	...	12,909	...
1880.....	288,495	863,020	121,802	3767	12,180	3029	72,465	...	45	4420

EXPORTS.

1871.....	337,508	262,734	86,119	32,332	7905	12,695	...	1190	155	...
1872.....	462,486	290,769	99,552	36,964	6188	13,939	765	...
1873.....	377,861	288,109	132,203	53,501	16,487	20,580	4815	...
1874.....	419,359	257,715	134,326	80,371	13,473	19,546	535	...
1875.....	510,757	270,632	159,405	97,161	21,421	26,409	191	...
1876.....	549,750	288,348	175,477	70,598	20,468	23,462	2880	...
1877.....	632,741	316,729	342,590	72,095	21,608	28,474	986	49	1703	...
1878.....	639,764	309,659	241,196	92,411	5985	26,680
1879.....	600,876	361,909	202,387	97,046	5515	33,069	95	...	200	...
1880.....	701,967	400,999	293,161	80,232	3759	30,408	347	...	1058	...

E. C. NOWELL, Government Statistician.

IMPORTS—VALUES.

DECENNIAL Return of the Value of the principal Articles imported into Tasmania.

	1871.	1872.	1873.	1874.	1875.	1876.	1877.	1878.	1879.	1880.*
	£	£	£	£	£	£	£	£	£	£
<i>Ad Valorem</i> Goods	5622	16,836	21,481	19,580	26,386	28,564	27,256	17,934
Apparel and Slops	15,661	14,924	16,846	12,383	9208	11,017	7710	11,795	11,672	445
Bagging	1220	1622	1876	2250	2076	1410	970	2212	2720	158
Blankets and Rugs	6092	4680	7956	9184	6904	6788	9786	6651	6309	3428
Boots and Shoes	18,953	17,632	23,353	21,572	19,026	20,589	27,629	25,162	34,883	34,748
Candles	2059	2665	3919	2962	2122	3145	5518	6302	4906	5066
Canvas	2808	2163	3862	4468	4436	3226	5511	2971	849	1361
Carpets and Rugs	6080	6176	5599	13,211	9583	8516	12,129	9461	8059	6256
Chicory	960	609	913	1103	921	739	749	1050	506	976
Coal and Coke	10,680	8735	13,314	11,834	15,844	27,616	29,118	27,007	14,981	20,382
Cocoa and Chocolate	1191	1204	1066	1721	1784	1684	1969	3161	2182	3726
Coffee	5423	1703	4771	4347	5105	3682	4362	3403	3808	4383
Coin—Gold	40,000	1500	20,545	55,500	25,000	51,500	177,700
Silver	39,000	5006	1500	2160	6700	500	...	8600
Copper	183	...	490	200	...	225
Confectionery	3483	2875	4253	6456	5155	6578	6366	7226	6632	6772
Copper and Lead	1873	3196	4655	4851	4855	4395	3990	1485	2465	2320
Corn Sacks	10,295	10,747	26,546	19,408	15,578	15,097	2127	12,932	11,396	10,177
Cutlery and Plated Ware	1376	293	1142	1990	2813	3290	5906	8278	6190	2352
Drapery	184,277	210,350	275,780	341,880	269,262	278,145	345,828	314,473	333,108	9210
Earthen and Glassware	8331	8355	9838	13,694	15,182	15,241	17,309	17,942	18,422	16,272
Fabrics—Cotton, Woollen, Silk...	347,280
Flour	2987	3875	745	291
Fruits—Green	2405	2220	2895	2998	3368	2719	3098	3234	3621	3931
Dried	7350	4213	6013	5589	7892	7280	9606	8458	6121	8704
Furniture	1885	1250	2449	3139	4019	4679	6255	5876	6382	8013
Glass, Sheet, Crown, and Plate... ..	720	1026	959	1800	2494	2025	2538	1818	2566	2172
Government Stores	12,480	7965	14,876	11,745	8729	11,485
Grain—Wheat	500	4040	2	1202	...	12,375	22,145	3235	550
Gunny Bags	1260	1261	1934	1217	2259	2062	3348	2892	4252	4159
Hats and Caps	2127	1357	2009	1133	1973	1515	923	1565	1570	75
Hides and Skins	7557	10,881	12,995	16,794	10,512	10,102	7261	4887	4566	6057
Hops	4762	2387	3195	2004	4362	2346	2494	2240	1618	560
Iron and Tin	15,222	17,502	26,978	25,040	28,056	33,123	30,880	21,023	23,539	14,345
Ironmongery, Hardware, Hollow- ware, and Cutlery.....	48,045	41,672	56,958	69,048	85,796	83,474	81,322	90,360	92,816	107,358
Jewellery and Plate.....	6195	4077	6057	11,970	13,937	13,787	20,647	18,513	13,449	15,367
Live Stock—Cattle	9200	8420	8240	10,555	14,295	11,675	12,355	14,360	16,070	17,980
Horses	4845	870	800	2015	2663	1850	9745	14,551	2760	2650
Sheep	8029	3832	12,958	19,795	22,167	11,033	7465	9016	11,819	10,198
Machinery and Mills	5413	4895	8035	18,866	41,591	19,605	17,985	19,032	20,327	4047
Malt Liquors	7481	7013	7693	12,676	8603	9104	9754	8663	8674	9778
Manure	17,214	12,529	19,997	22,375	16,518	12,406	23,438	22,522	21,218	16,839
Matches—Lucifer and Vestas	1624	1155	2902	2396	1974	3666	3759	3627	2916	2689
Medicines and Drugs	7270	7500	9665	10,532	13,103	12,230	11,661	13,225	14,273	23,967
Musical Instruments.....	6429	4435	7298	11,324	13,088	10,029	13,562	13,027	9628	8725
Oils (not including "for Export") ..	12,200	8978	12,247	11,709	10,145	7807	16,407	10,897	11,441	10,155
Oilmen's Stores	4361	5451	7974	9023	7853	8352	11,508	13,289	13,452	17,381
Paints, Mixed and Dry (including White Lead)	1834	1828	1941	2549	4375	3587	4653	3893	4280	3844
Railway Material	9539	17,855	27,576	114,793	56,512	25,849	6508	23,102	24,809	9620
Rice.....	2410	3118	4270	2326	3879	3313	3549	5622	6259	8414
Room and other Papers	7138	6338	9674	7510	8635	8205	8970	12,090	14,139	15,305
Rope and Twine	4700	5160	7420	5476	7273	3683	6242	5786	4209	3784
Saddlery and Leatherware	2956	1700	3785	9319	10,533	10,199	11,952	11,658	11,626	9931
Salt and Saltpetre.....	2525	2781	4454	3979	3415	3241	3235	2564	2366	2140
Seeds and Plants	715	1071	1080	1711	1653	2230	4142	2300	3420	2444
Spirits and Cordials	21,051	18,787	25,528	29,055	28,432	32,196	32,251	29,772	25,740	24,456
Stationery	14,069	18,581	22,095	32,992	34,104	34,296	33,850	44,030	35,804	27,431
Sugar	121,902	115,818	145,816	142,538	114,009	119,530	128,009	165,968	121,241	137,739
Tallow.....	2270	5205	5355	4514	4966	6084	3570	4293	2133	1421
Tea	40,370	33,441	59,660	41,030	35,470	43,549	42,378	38,148	39,480	41,222
Timber	6604	3468	6243	8012	13,110	13,244	10,531	13,342	14,627	15,897
Tobacco and Cigars	12,813	12,620	21,757	13,925	15,307	13,041	16,698	16,839	13,514	12,791
Vinegar	1355	1715	1603	1523	2222	2041	3105	2713	2658	2285
Wines	7330	9102	11,933	14,128	11,016	13,267	11,259	13,382	10,361	10,647
Woollens	6407	5382	8510	8180	7062	2997	4415	4679	4434	155
Woolpacks	3110	4520	6375	4505	3807	4573	3677	5166	3967	4982

* New scale of Duties from 14th January inclusive, causing a change in the classification of some of the articles.

NOTE.—A Return of the quantities of the above articles cannot be given, since the contents of the packages are not known until the goods are taken out of Bond.

E. C. NOWELL, *Government Statistician.*

EXPORTS—QUANTITIES.

DECENNIAL Return of the QUANTITIES of the principal Articles of HOME PRODUCE exported from TASMANIA.

ARTICLES.	1871.	1872.	1873.	1874.	1875.	1876.	1877.	1878.	1879.	1880.
Bark	4723 tons	8402½ tons	7383½ tons	4870½ tons	6507 tons	8690 tons	5594½ tons	5180 tons	5813 tons.	5131½ tons
Bran and Pollard	41,515 bushels.	16,354 bushels.	16,855 bushels.	{ 91 tons 3500 bushels.	{ 195 tons 3950 bushels.	{ 142 tons 9163 bushels.	{ 16½ „ 43,496 bushels.	1000 bushels.	60 „	461 tons
Butter and Cheese	786 cwts.	711 cwts.	533 cwts.	1617 cwts.	1704½ cwts.	2129 cwts.	1658 cwts.	196 cwts.	127½ cwts.	
Flour	1990 tons	408 tons	816 tons	500½ tons	1391 tons	383 tons	223 tons	25 tons	½ ton.	100 tons
Fruit— { Preserved	1,552,510 lbs.	1,648,841 lbs.	2,263,266 lbs.	2,648,012 lbs.	2,851,830 lbs.	3,373,642 lbs.	3,756,719 lbs.	3,981,450 lbs.	3,915,881 lbs.	3,430,912 lbs.
{ Green	131,747 bushels.	130,147 bushels.	125,586 bushels.	179,762 bushels.	159,224 bushels.	135,352 bushels.	149,021 bushels.	123,785 bushels.	142,252 bushels.	155,468 bushels.
Gold	3702 ozs.	4177½ ozs.	3920 ozs.	4359½ ozs.	3490½ ozs.	10,278 ozs.	6728½ ozs.	15,305½ ozs.	38,895½ ozs.	50,998½ ozs.
Grain { Wheat	172,537 bushels.	178,786 bushels.	253,256 bushels.	254,539 bushels.	198,625 bushels.	46,104 bushels.	98,267 bushels.	6497 bushels.	15,090 bushels.	63,923 bushels.
{ Oats	335,968 „	342,082 „	448,456 „	219,388 „	384,079 „	271,496 „	336,346 „	151,634 „	109,086 „	181,619 „
{ Barley	28,552 „	14,266 „	13,885 „	11,947 „	30,572 „	4621 „	30,749 „	22,768 „	8412 „	3851 „
Hides, Skins, and Leather	{ 1302 pkgs. 1153 cwts.	{ 1237 pkgs. 242 bndls. 2123 cwts.	{ 360 cwts. 1224 pkgs. 163,151 lbs.	{ 1460 cwts. 849 pkgs. 474,468 No. ^a	{ 1715 cwts. 895 pkgs. 433,404 No. ^a	{ 609 cwts. 950 pkgs. 624,996 No. ^a	{ 910 pkgs. 953½ cwts. 709,572 No. ^a	{ 858 pkgs. 650 cwts. 120,034 No. ^a	{ 2183 pkgs. 1,022,892 No. ^a	{ 1406 pkgs. 1,347,948 No. ^a
Hops	481,267 lbs.	697,402 lbs.	826,783 lbs.	819,145 lbs.	767,444 lbs.	848,405 lbs.	726,018 lbs.	684,348 lbs.	558,622 lbs.	589,722 lbs.
Live Stock { Horses	272 No.	442 No.	526 No.	629 No.	402 No.	328 No.	266 No.	287 No.	137 No.	101 No.
{ Sheep	998 „	2433 „	2586 „	1997 „	1672 „	1299 „	1308 „	654 „	938 „	385 „
Oatmeal	148 tons	140 tons	218 tons	266 tons	282 tons	286 tons	377 tons	244 tons	209 tons.	313 tons
Oil { Sperm	631½ tuns	582½ tuns	575 tuns	264 tuns	314½ tuns.	513 tuns	451 tuns	279 tuns	245 tuns.	334 tuns
{ Black	4318½ galls.	..	14½ „	8½ „	18½ „	13 „	2 „
Timber { Palings	5,941,025 No.	5,898,525 No.	8,201,215 No.	6,723,953 No.	7,070,370 No.	6,456,529 No.	7,194,757 No.	5,902,650 No.	3,760,100 No.	4,393,555 No.
{ Treennails, Spokes, &c. ..	914,650 „	1,086,191 „ ^b	389,699 „	564,973 „ ^c	499,376 „ ^c	328,707 „ ^c	289,593 „	369,438 „	316,213 „ ^c	382,165 „ ^c
{ Posts and Rails, &c. ..	25,175 „	33,350 „	43,291 „	117,800 „	125,134 „	82,466 „	68,941 „	120,232 „	128,132 „	82,461 „
{ Piles, Beams, &c.	251,508 feet	448,640 feet	76 „	88,684 „	305 „	17 „	..	4 „ ^d	..	3 „
{ Laths and Shingles ..	6,085,000 No.	4,288,000 No.	11,065,800 „	12,841,650 „	14,123,600 „	11,876,600 „	10,136,550 „	13,684,800 „	3,129,450 „	6,255,220 „
{ Sawn and Hewn	6,350,509 feet	5,098,229 feet	6,342,456 feet	{ 7,214,438 feet 1500 „ ^e	{ 10,036,257 ft. ^f 9247 No. ^h	{ 7,271,952 feet ^f 22,223 No. ^h	{ 10,569,982 ft. ^f 7576 No. ^h	{ 10,616,786 feet ^f 14,914 No. ^g	{ 10,157,701 ft. ^f 8091 No. ^h	{ 8,554,493 ft. ^f 14,952 No. ^h
Tin { Ore	4 tons	142 tons	..	544 tons	3526½ tons	1801 tons ^k	..	3 tons
{ Smelted	366½ tons	1072 „	2221½ „	4146 „	4316 „	3951 „
Vegetables { Carrots, Turnips, and Cabbages ..	10,473 tons ^l	4653 tons ^l	6865 tons ^m	4878½ tons ^m	8061½ tons ^l	6214 tons ^l	8559½ „ ^l	6639 „ ^l	9475 „ ^l	6545 tons ^l
{ Onions & Potatoes
Wool	5,254,719 lbs.	5,998,527 lbs.	4,243,433 lbs.	5,050,920 lbs.	6,199,248 lbs.	6,848,517 lbs.	8,016,396 lbs.	7,512,662 lbs.	7,385,002 lbs.	9,025,228 lbs.

^a Rabbit Skins. ^b Including Staves, 991,800. ^c Including "Staves." ^d Sassafras logs. ^e Railway Sleepers. ^f Including in 1875, "Logs," 604,100 feet, and "Slabs," 18,000 feet; in 1876, "Logs," 728,932 feet; in 1877, "Logs, blackwood," 1,101,372 feet; in 1878, "Blackwood," 824,865 feet; in 1879, "Blackwood," 812,181 feet; in 1880, "Blackwood," 1,130,169 feet. ^g Battens. ^h Shaped pieces. ⁱ Logs. ^j Including Slag, in 1878, 110 tons; in 1879, 172 tons. ^k Also, Pease and Beans, bushels—in 1871, 14,340; in 1872, 6100; in 1875, 21,127; in 1876, 9192; in 1877, 6905; in 1878, 4188; in 1879, 5536, and Pease, Split, 50 cwts.; in 1880, Peas and Beans, 6735 bushels—the value of which is included in the next Return. ^m Also, Pease, bushels—in 1873, 7483; in 1874, 4309.

E. C. NOWELL, Government Statistician.

EXPORTS—VALUES.

DECENNIAL Return of the Values of the principal Articles of Home Produce exported from Tasmania.

ARTICLES.	1871.	1872.	1873.	1874.	1875.	1876.	1877.	1878.	1879.	1880.
	£	£	£	£	£	£	£	£	£	£
Bark	17,933	33,574	30,485	22,123	40,542	55,601	33,349	31,132	30,800	28,214
Bran and Pollard ^a	2136	898	859	756	1287	3244	2450	60	956	2299
Butter and Cheese	2464	2391	2428	6956	7973	11,072	8821	811	595	—
Flour	22,489	5059	9594	6311	14,132	4592	3193	300	5	958
Fruit, Preserved and Green	72,282	78,725	98,281	120,027	116,576	136,774	147,289	151,468	151,802	132,674
Gold	14,218	16,055	15,309	17,811	13,771	41,861	26,904	59,124	145,723	201,655
Grain—Wheat	45,463	46,141	62,979	69,292	46,524	11,600	30,213	1653	4242	14,670
Oats	47,184	41,813	68,607	43,455	56,014	32,924	47,892	28,963	15,726	18,674
Barley	4802	2837	3588	3041	7099	920	6696	6147	2428	813
Hides, Skins, and Leather	29,493	40,273	34,514	30,275	29,197	25,240	27,741	23,424	20,340 ^b	25,289
Hops	23,200	39,144	41,015	42,284	55,149	46,235	38,943	33,096	26,512	30,885
Live Stock—Horses	8281	7732	16,621	18,469	13,573	13,248	7621	10,564	7180	8430
Sheep	4660	15,500	15,547	20,875	23,414	18,157	10,103	8485	31,324	14,984
Oatmeal	2990	3000	5146	6339	7222	7156	8223	7844	7347	5564
Oil—Sperm	44,650	45,575	47,715	23,145	29,770	45,248	33,410	17,577	13,810	22,723
Black	1040	—	505	365	620	547	97	—	—	—
Timber	49,540	46,614	63,246	75,422	88,645	65,151	72,909	72,989	59,713	51,973
Tin, Ore and smelted	—	—	220	7318	31,325	99,605	296,941	316,311	303,203	341,736
Vegetables	17,132	14,023	15,380	12,294	27,970	21,165	28,997	20,503	39,474	17,149
Wool	298,160	434,133	314,068	350,713	433,550	439,603	522,885	479,165	407,227	542,244

^a Sharps, when entered separately, are not included.^b Corrected ; Rabbit Skins, value £7529, having been omitted in the Decennial Return for 1879.E. C. NOWELL, *Government Statistician.*

GOODS IN BOND.

RETURN showing the Stock of Goods in the Bonded Warehouses on 31st December, 1880.

DESCRIPTION OF GOODS.	QUANTITIES.	DESCRIPTION OF GOODS.	QUANTITIES.
<i>Ad Valorem</i> Goods, value	£3162	Pepper, lbs.	1895
Ditto, pkgs.	25	Pickles, dozen pints	51
Beef and Pork, lbs.	45,583	Rice, lbs.	27,521
Blue, lbs.	2484	Room Paper, cubic feet	110
Candles, lbs.	1300	Sago, lbs.	280
Cement, cwts.	12	Snuff, lbs.	110
Chicory, lbs.	10,960	Soap, lbs.	224
Cigars, lbs.	7331	Spirits—	
Cocoa, lbs.	1120	Brandy, gallons.	17,512
Coffee, lbs.	12,517	Rum, ditto	10,416
Cutlery, lbs.	305	Geneva, ditto	6671
Drapery, cubic feet	932	B. S. Gin, ditto	70
Dried Fruits, lbs.	51,799	Whisky, ditto	6952
Dry Color, lbs.	1344	Cordials, ditto	328
Galvanized Iron, cwts.	40	Perfumed, ditto	46
Ginger, lbs.	65	Spirits of Wine, ditto	28
Hardware, cwts.	32	Starch, lbs.	6953
Hops, lbs.	2216	Sugar, raw, cwts.	193
Macaroni, lbs.	52	Ditto, refined, lbs.	448
Malt Liquor in wood, galls.	762	Tea, lbs.	209,675
Ditto in bottle, galls.	3045	Tobacco, lbs.	117,679
Ditto ditto, dozen quarts	2998	Vinegar, gallons	275
Ditto, ditto, doz. pints	1682	Wine in wood, gallons	7096
Medicines, cubic feet	176	Ditto, in bottle, galls.	493
Molasses, cwts.	2	Ditto ditto, dozen quarts	149
Nails, cwts.	21	Ditto, ditto, doz. pints	13
Oil and Varnish, gallons	5561	Unenumerated Goods, cubic feet	58
Pease, lbs.	1328		

[Compiled from Returns published in the *Gazette*, omitting fractions.]

E. C. NOWELL, *Government Statistician.*

SHIPPING, INWARDS.

NUMBER, Tonnage, and Crews of Vessels ENTERED at the Ports of TASMANIA in the Year 1880.

COUNTRIES WHENCE ARRIVED.	WITH CARGOES.									IN BALLAST.									WITH CARGOES AND IN BALLAST.								
	SAILING.			STEAM.			TOTAL.			SAILING.			STEAM.			TOTAL.			SAILING.			STEAM.			TOTAL.		
	Vessels	Tons.	Crews.	Vessels	Tons.	Crews.	Vessels	Tons.	Crews.	Vessels	Tons.	Crews.	Vessels	Tons.	Crews.	Vessels	Tons.	Crews.	Vessels	Tons.	Crews.	Vessels	Tons.	Crews.	Vessels	Tons.	Crews.
United Kingdom—																											
Hobart	7	3519	114	}	8	3958	126	8	3958	126	8	3958	126
Ditto, Foreign..	1	439	12																								
Launceston	4	2131	60																								
British Possessions—																											
Victoria :																											
Hobart	17	2188	108	78	45,413	2887	95	47,601	2995	10	1581	80	10	1581	80	27	3769	188	78	45,413	2887	105	49,182	3075
Launceston	83	5592	348	132	49,967	3236	215	55,559	3584	69	5129	289	5	1188	96	74	6317	385	152	10,721	637	137	51,155	3332	289	61,876	3969
New South Wales :																											
Hobart	25	5785	213	32	17,228	912	57	23,013	1125	1	58	4	1	58	4	26	5843	217	32	17,228	912	58	23,071	1129
Launceston	9	980	46	29	15,603	798	38	16,583	844	1	71	3	1	895	33	2	966	36	10	1051	49	30	16,498	831	40	17,549	880
New Zealand :																											
Hobart	8	1893	79	19	13,147	843	27	15,040	922	20	4500	181	6	4372	303	26	8872	484	28	6393	260	25	17,519	1146	53	23,912	1406
Launceston	3	585	21	3	585	21	2	263	12	2	263	12	5	848	33	5	848	33
South Australia :																											
Hobart	5	1058	43	5	4112	162	10	5170	205	32	6557	253	32	6557	253	37	7615	296	5	4112	162	42	11,727	458
Launceston	10	1161	46	2	1790	68	12	2951	114	15	1736	87	1	895	35	16	2631	122	25	2897	133	3	2685	103	28	5582	236
Queensland :																											
Launceston	5	1009	46	5	1009	46	1	53	2	1	53	2	6	1062	48	6	1062	48
Mauritius :																											
Hobart	4	1149	41	}	7	1839	65	7	1839	65	7	1839	65
Ditto, Foreign..	3	690	24																								
Launceston	1	328	11																								
Western Australia :																											
Launceston	1	338	14	1	338	14	1	338	14	1	338	14
Southern Whale Fish- eries—																											
Hobart	5	1436	130	}	7	1814	180	7	1814	180	7	1814	180	
Ditto, Foreign..	2	378	50																								
Total, Hobart	77	18,535	814	134	79,900	4804	211	98,435	5618	63	12,696	518	6	4372	303	69	17,068	821	140	31,231	1332	140	84,272	5107	280	115,503	6439
Total, Launceston	116	12,124	592	163	67,360	4102	279	79,484	4694	88	7252	393	7	2978	164	95	10,230	557	204	19,376	985	170	70,338	4266	374	89,714	5251
TOTAL AT ALL PORTS..	193	30,659	1406	297	147,260	8906	490	177,919	10,312	151	19,948	911	13	7350	467	164	27,298	1378	344	50,607	2317	310	154,610	9373	654	205,217	11,690

[Compiled from the Returns of the Collectors of Customs.]

NOTE.—All the above were British Vessels, except those described as "Foreign."

E. C. NOWELL, Government Statistician.

1880.]

SHIPPING, INWARDS.

67

SHIPPING, OUTWARDS.

NUMBER, Tonnage, and Crews of Vessels CLEARED at the Ports of TASMANIA in the Year 1880.

COUNTRIES TO WHICH DEPARTED.	WITH CARGOES.									IN BALLAST.									WITH CARGOES AND IN BALLAST.								
	SAILING.			STEAM.			TOTAL.			SAILING.			STEAM.			TOTAL.			SAILING.			STEAM.			TOTAL.		
	Vessels	Tons.	Crews.	Vessels	Tons.	Crews.	Vessels	Tons.	Crews.	Vessels	Tons.	Crews.	Vessels	Tons.	Crews.	Vessels	Tons.	Crews.	Vessels	Tons.	Crews.	Vessels	Tons.	Crews.	Vessels	Tons.	Crews.
United Kingdom—																											
Hobart.....	7	3633	123	7	3633	123	7	3633	123	7	3633	123
Launceston	7	3529	112	7	3529	112	7	3529	112	7	3529	112
British Possessions—																											
Victoria :—																											
Hobart.....	32	4045	210	56	29,386	1804	88	33,431	2014	7	4935	341	7	4935	341	32	4045	210	63	34,321	2145	95	38,366	2355
Launceston	108	6533	427	136	50,718	3338	244	57,251	3765	3	827	62	3	827	62	108	6533	427	139	51,545	3400	247	58,078	3827
New South Wales :																											
Hobart.....	14	2778	111	32	17,203	929	46	19,981	1040	1	461	16	2	1203	58	4	2103	86	16	3678	139	34	18,406	987	50	22,034	1126
Ditto, Foreign..	1	439	12
Launceston	27	2655	136	31	17,339	826	58	19,994	962	1	254	6	1	254	6	28	2909	142	31	17,339	826	59	20,248	968
New Zealand :																											
Hobart.....	42	9744	380	39	28,472	1861	81	38,216	2241	42	9744	380	39	28,472	1861	81	38,216	2241
Launceston	4	696	27	4	696	27	4	696	27	4	696	27
South Australia :																											
Hobart	40	8203	314	4	3580	132	47	12,473	470	1	443	13	1	448	13	44	9341	351	4	3580	132	48	12,921	483
Ditto, Foreign..	3	690	24
Launceston	32	2874	144	1	895	37	33	3769	181	2	1790	68	2	1790	68	32	2874	144	3	2685	105	35	5559	249
Queensland :																											
Hobart.....	2	403	19	2	403	19	2	403	19	2	403	19
Launceston	5	727	31	5	727	31	2	540	21	2	540	21	7	1267	52	7	1267	52
Mauritius :																											
Hobart.....	1	332	13	1	332	13	1	332	13	1	332	13
Foreign—																											
Bird Island :																											
Hobart.....	1	202	7	1	202	7	1	202	7	1	202	7
New Caledonia :																											
Hobart.....	1	238	10	1	238	10	1	238	10	1	238	10
Guam :																											
Hobart.....	1	220	8	1	220	8	1	15	3	1	15	3	2	235	11	2	235	11
Southern Whale Fish-																											
eries :																											
Hobart.....	6	1701	160	6	1701	160
Ditto, Foreign..	2	378	43	2	378	43	8	2079	203	8	2079	203
Total, Hobart.....	145	30,664	1255	131	78,641	4726	276	109,305	5981	11	3266	211	9	6138	399	20	9404	610	156	33,930	1466	140	84,779	5125	296	118,709	6591
Total, Launceston ..	183	17,014	877	168	68,952	4201	351	85,966	5078	3	794	27	5	2617	130	8	3411	157	186	17,808	904	173	71,569	4331	359	89,377	5235
TOTAL AT ALL PORTS.	328	47,678	2132	299	147,593	8927	627	195,271	11,059	14	4060	238	14	8755	529	28	12,815	767	342	51,738	2370	313	156,348	9456	655	208,086	11,826

[Compiled from the Returns of the Collectors of Customs.]

NOTE.—All the above were British Vessels, except those described as "Foreign."

E. C. NOWELL, Government Statistician.

NATIONALITY OF VESSELS.

NUMBER, Tonnage, and Crews of Vessels of each Nation entered and cleared at Ports in Tasmania in the Year 1880.

ENTERED.

NATIONALITY OF VESSELS.	WITH CARGOES.			IN BALLAST.			TOTAL.		
	Vessels.	Tons.	Crews.	Vessels.	Tons.	Crews.	Vessels.	Tons.	Crews.
United Kingdom—									
Hobart :									
Sailing Vessels	7	2988	96	7	2988	96
Steamers	8	15,320	528	8	15,320	528
Launceston :									
Sailing Vessels	5	2621	84	1	465	15	6	3086	99
Steamers	4	3580	142	2	1790	68	6	5370	210
British (Colonial)—									
Hobart :									
Sailing Vessels	64	14,040	632	63	12,696	518	127	26,736	1150
Steamers	126	64,580	4276	6	4372	303	132	68,952	4579
Launceston :									
Sailing Vessels	111	9503	508	87	6787	378	198	16,290	886
Steamers	159	63,780	3960	5	1188	96	164	64,968	4056
Foreign—									
Hobart :									
American—Sailing Vessels	2	378	50	2	378	50
French—Sailing Vessel	1	439	12	1	439	12
German—Sailing Vessels	3	690	24	3	690	24
Total at Hobart	211	98,435	5618	69	17,068	821	280	115,503	6439
Total at Launceston	279	79,484	4694	95	10,230	557	374	89,714	5251
TOTAL AT ALL PORTS	490	177,919	10,312	164	27,298	1378	654	205,217	11,690

CLEARED.

United Kingdom :									
Hobart Town :									
Sailing Vessels	6	2654	91	1	448	13	7	3102	104
Steamers	7	25,265	231	1	895	33	8	26,160	264
Launceston :									
Sailing Vessels	7	3529	112	7	3529	112
Steamers	4	3580	142	2	1790	68	6	5370	210
British (Colonial)—									
Hobart :									
Sailing Vessels	134	26,942	1097	9	2379	186	143	29,321	1283
Steamers	124	53,376	4495	8	5243	366	132	58,619	4861
Launceston :									
Sailing Vessels	176	13,485	765	3	794	27	179	14,279	792
Steamers	164	65,372	4059	3	827	62	167	66,199	4121
Foreign—									
Hobart :									
American—Sailing Vessels	2	378	43	2	378	43
French—Sailing Vessel	1	439	12	1	439	12
German—Sailing Vessels	3	690	24	3	690	24
Total at Hobart	276	109,305	5981	20	9404	610	296	118,709	6591
Total at Launceston	351	85,966	5078	8	3411	157	359	89,377	5235
TOTAL AT ALL PORTS	627	195,271	11,059	28	12,815	767	655	208,086	11,826

[Compiled from the Returns of the Collectors of Customs.]

SHIPPING ENTERED AND CLEARED AT EACH PORT.

NUMBER, Tonnage, and Crews of Vessels ENTERED and CLEARED at each Port and Sub-Port in TASMANIA in the Year 1880.

VESSELS ENTERED.

NAMES OF PORTS.	WITH CARGOES.									IN BALLAST.									WITH CARGOES AND IN BALLAST.								
	SAILING.			STEAM.			TOTAL.			SAILING.			STEAM.			TOTAL.			SAILING.			STEAM.			TOTAL.		
	Vessels	Tons.	Crews.	Vessels	Tons.	Crews.	Vessels	Tons.	Crews.	Vessels	Tons.	Crews.	Vessels	Tons.	Crews.	Vessels	Tons.	Crews.	Vessels	Tons.	Crews.	Vessels	Tons.	Crews.	Vessels	Tons.	Crews.
Hobart.....	77	18,535	814	134	79,900	4804	211	98,435	5618	63	12,696	518	6	4372	303	69	17,068	821	140	31,231	1332	140	84,272	5107	280	115,503	6439
Launceston	37	7591	307	126	61,392	3512	163	68,983	3819	1	465	15	3	2322	96	4	2787	111	38	8056	322	129	63,714	3608	167	71,770	3930
Ditto, Sub-Ports:																											
Stanley	11	726	41	37	5968	590	48	6694	631	24	1985	104	4	656	68	28	2641	172	35	2711	145	41	6624	658	76	9335	803
Burnie.....	22	1224	89	22	1224	89	13	851	55	13	851	55	35	2075	144	35	2075	144
Ulverstone	33	1471	100	33	1471	100	27	1475	109	27	1475	109	60	2946	209	60	2946	209
Torquay	13	1112	55	13	1112	55	23	2476	110	23	2476	110	36	3588	165	36	3588	165
TOTAL	193	30,659	1406	297	147,260	8906	490	177,919	10,312	151	19,948	911	13	7350	467	164	27,298	1378	344	50,607	2317	310	154,610	9373	654	205,217	11,690

VESSELS CLEARED.

Hobart.....	145	30,664	1255	131	78,641	4726	276	109,305	5981	11	3266	211	9	6138	399	20	9404	610	156	33,930	1466	140	84,779	5125	296	118,709	6591
Launceston	21	5945	227	129	62,906	3582	150	68,851	3809	3	794	27	3	2289	96	6	3083	123	24	6739	254	132	65,195	3678	156	71,934	3932
Ditto, Sub-Ports:																											
Stanley	35	2732	149	38	5907	608	73	8639	757	2	328	34	2	328	34	35	2732	149	40	6235	642	75	8967	791
Burnie.....	33	1922	136	33	1922	136	33	1922	136	33	1922	136
Ulverstone	62	3026	211	62	3026	211	62	3026	211	62	3026	211
Torquay	32	3389	154	1	139	11	33	3528	165	32	3389	154	1	139	11	33	3528	165
TOTAL	328	47,978	2132	299	147,593	8927	627	195,271	11,059	14	4060	238	14	8755	529	28	12,815	767	342	51,738	2370	313	156,348	9456	655	208,086	11,826

[Compiled from the Returns of the Collectors of Customs.]

E. C. NOWELL, Government Statistician.

SHIPPING REGISTERED.

ABSTRACT of the State of the Shipping registered at the Ports of Tasmania, for the Year ended 31st December, 1880.

	NO. OF SHIPS.	TONS.	NO. OF SHIPS.	TONS.
TOTAL AMOUNT of last Year's Account	207	18,820
STRUCK OFF—				
Vessels wrecked, foundered, destroyed by fire, missing				
Vessels broken up, otherwise destroyed as unseaworthy, no longer employed at sea	9	1331	18	2301
Vessels sold to Foreigners		
Vessels transferred, registered <i>de novo</i> in the Port, transferred to other Ports	8	957		
Difference of Tonnage between old and new measurements	1	13		
ADDED—			189	16,519
New Vessels	4	69	14	1222
Vessels registered <i>de novo</i> on account of purchase, transferred from other ports or otherwise	10	1145		
Difference of Tonnage between old and new measurements	8		
Total on 31st December, 1880	203	17,741

[Compiled from the Returns of the Registrars of Shipping.]

E. C. NOWELL, Government Statistician.

RETURN showing the Number, Tonnage, and Crews of registered Vessels (including Steamers) belonging to the Ports of Tasmania, on 31st December, 1880.

PORTS.	NO. OF VESSELS.	TONNAGE.	NO. OF MEN AND BOYS.
Hobart	134	14,837	1154
Launceston	69	2904	268
TOTAL	203	17,741	1422

SHIPPING—STEAMERS.

RETURN of registered Vessels belonging to the Ports of Tasmania, on 31st December, 1880.

PORTS.	BUILD.		TONNAGE.	HORSE-POWER.	PADDLE.	SCREW.
	Wood.	Iron.				
Hobart	6	6	3877	1117	2	10
Launceston	4	4	1109	352	1	7
TOTAL	10	10	4986	1469	3	17

[Compiled from the Returns of the Registrars of Shipping.]

E. C. NOWELL, Government Statistician.

SHIPPING BUILT AND SOLD.

RETURN showing the Number, Tonnage, and Value of Tasmanian-built Vessels sold out of the Colony during 1880.

WHERE REGISTERED.	NO. OF VESSELS.	TONNAGE.	VALUE.
Port of Hobart	1	15	£ 150
Ditto Launceston	1	15	225
TOTAL.....	2	30	375

[Compiled from Returns supplied by the Registrars of Shipping.]

E. C. NOWELL, *Government Statistician.*

SHIPPING.

DECENNIAL RETURN.

YEAR.	ENTERED.			CLEARED.			ON REGISTERS ON 31st DECEMBER.		
	No.	Tons.	Crews.	No.	Tons.	Crews.	No.	Tons.	Crews.
1871	635	107,271	7007	648	108,889	7176	187	17,567	1469
1872	594	102,379	6866	595	103,101	6903	185	17,180	1444
1873	661	118,353	7509	681	119,759	7697	186	18,043	1489
1874	607	119,706	7254	620	119,801	7223	180	17,744	1431
1875	631	129,102	7669	664	133,107	8134	187	18,317	1429
1876	639	141,181	8687	616	136,303	8465	199	19,968	1533
1877	678	159,308	9392	680	160,209	9492	207	19,065	1472
1878	693	159,063	9587	688	156,791	9357	217	20,104	1555
1879	705	189,087	10,829	723	192,808	11,092	207	18,820	1496
1880	654	205,217	11,690	655	208,086	11,826	203	17,741	1422

E. C. NOWELL, *Government Statistician.*

WHALE FISHERIES.

DECENNIAL Return showing the Number, Tonnage, and Crews of Tasmanian Vessels engaged in the Whale Fisheries; also the Number and Tonnage of such Vessels entered Inwards, and the Quantity of Oil, &c. which they brought into Port.

YEAR.	VESSELS EMPLOYED.			VESSELS ENTERED INWARDS.		PRODUCE BROUGHT INTO PORT.			
	No.	Tonnage.	Crews.	No.	Tonnage.	Black Oil.	Sperm Oil.	Whalebone.	Value.
1871	19	4917	470	18	4275	tuns. galls.	tuns. galls.	lbs.	£
1872	19	4917	488	12	3070	5 0	659 0	100	46,350
1873	18	4765	444	18	4642	14 18	339 0	—	27,420
1874	16	4088	389	13	3405	13 18	558 0	—	44,000
1875	13	3525	315	6	1628	—	342 0	—	30,780
1876	13	3525	315	15	3955	—	139 28	—	12,465
1877	12	3295	324	11	3054	9 126	470 0	—	41,740
1878	11	3156	321	11	2733	—	451 126	—	31,605
1879	11	3156	326	8	2317	—	282 0	—	16,920
1880	10	2780	296	4	1158	—	268 126	—	13,425
						—	219 0	—	12,045

E. C. NOWELL, *Government Statistician.*

TRADES AND MANUFACTORIES.

RETURN of certain TRADES and MANUFACTORIES and WORKS in operation on the 31st December, 1880, in each of the Municipal and Police Districts.

	Bothwell.	Brighton.	Campbell Town.	Clarence.	Deloraine.	Emu Bay.	Evandale.	Fingal.	George Town.	Glanorgan.	Glenorchy.	Green Ponds.	Hamilton.	Hobart.	Huon.	Kingborough.	Launceston, (Selly).	Longford.	New Norfolk.	Oatlands.	Portland.	Port Sorell.	Richmond.	Ross.	Russell.	Sorell.	Spring Bay.	Westbury.	Total Number in Tasmania.
Agricultural Implement Makers	-	-	-	2	4	2	-	-	-	-	3 ^a	2	4	2	-	-	6	4	2 ^b	-	-	1	3	3	-	-	1	-	36
Auctioneers	-	-	1	1	-	1	-	-	-	-	-	-	-	5	-	-	7	-	-	-	-	3	-	-	1	-	-	19	
Bakers	2	2	2	-	3	5	2	4	8	-	1	2	1	34	4	-	17	4	-	-	5	12	3	2	1	1	2	117	
Basket-makers	-	-	-	-	-	-	-	-	-	-	-	-	-	4	-	-	3	-	-	-	-	-	-	-	-	-	-	8	
Blacksmiths	2	6	5	4	9	6	6	5	7	2	2	3	-	20	4	3	16	12	4	8	9	23	-	2	2	4	2	178	
Bone-dust Manufactories	-	-	-	-	-	-	-	-	1	-	1	-	-	-	-	-	1	-	-	-	-	-	-	-	-	-	-	3	
Boot and Shoe-makers	3	12	7	3	9	10	7	6	12	4	4	4	8	86	12	3	33	12	8	13	12	32	7	3	3	4	6	13	336
Brass-founders	-	-	-	-	-	-	-	-	-	-	-	-	-	2	-	-	-	-	-	-	-	-	-	-	-	-	-	2	
Breweries	1	-	-	-	-	-	-	-	1	-	-	-	-	4	-	-	3	2	-	1	-	2	-	-	-	-	-	14	
Bricklayers	1	-	3	-	3	2	-	-	4	1	3	-	-	6	2	-	21	3	-	-	1	15	1	1	-	-	-	2	69
Brick-makers	-	-	1	-	3	2	-	-	4	-	2	-	-	4	1	1	10	3	2	-	1	17	-	-	-	-	-	1	52
Builders	1	-	2	1	2	4	-	1	4	-	-	-	3	8	-	-	12	2	1	2	-	12	2	1	-	2	2	1	63
Butchers	2	2	7	3	4	7	5	5	12	-	3	8	2	45	7	-	33	8	5	3 ^c	14	17	3	1	2	2	4	8	210
Cabinet-makers and Joiners	1	-	1	2	2	-	-	-	6	-	-	-	-	16	1	-	9	3	-	-	1	6	-	-	2	26	-	1	77
Candle Manufactories	-	-	-	-	-	-	1	-	-	-	1	-	-	2	-	-	2	-	-	-	-	-	-	-	-	-	-	6	
Carpenters	3	5	5	3	3	4	-	-	10	2	-	2	4	12	10	-	36	5	4	1	5	29	3	2	1	-	2	12	163
Carvers and Gilders	-	-	-	-	-	-	-	-	-	-	-	-	-	3	-	-	1	-	-	-	-	-	-	-	-	-	-	-	4
Chemists and Druggists	-	-	1	-	1	1	-	-	1	-	-	-	-	7	1	-	7	1	-	1	-	3	-	-	1	-	-	1	26
Cheese-makers	-	-	-	-	8	2	-	15	2	-	-	-	-	-	-	-	5	-	-	-	4	8	-	-	1	-	-	-	45
Clothing Factories	-	-	-	-	-	-	-	-	-	-	-	-	-	6	-	-	3	-	-	-	-	-	-	-	-	-	-	-	9
Coach-makers	-	-	-	1	-	-	-	-	-	-	-	-	-	6	-	-	7	-	-	-	-	-	-	-	-	-	-	-	14
Coopers	-	-	1	-	3	-	-	-	-	-	-	-	-	4	-	-	4	-	-	-	-	3	-	-	-	-	-	2	17
Corn and Ship Chandlers	-	-	-	-	-	-	-	-	-	-	-	-	-	4	-	-	2	-	-	-	-	-	-	-	-	-	-	-	6
Dyers	-	-	-	-	-	-	-	-	-	-	-	-	-	2	-	-	3	-	-	-	-	-	-	-	-	-	-	-	5
Engineers	-	-	-	-	-	1	-	-	6	-	-	-	-	3	-	-	6	-	-	-	-	2	-	-	-	2	-	-	20
Fellmongers	1	3	2	-	1	-	1	-	5	-	3	3	-	26	-	-	21	3	-	1	-	2	2	3	-	-	-	-	77
Foundries (Iron and Brass)	-	-	-	-	-	-	-	-	-	-	-	-	-	3	-	-	2	-	-	-	-	-	-	-	-	-	-	-	5
Furriers	1	-	-	-	1	-	-	-	-	-	-	-	-	5	-	-	3	4	-	-	-	-	-	-	-	-	-	-	14
Gardeners (Market)	-	1	-	1	1	2	1	-	6	-	10	-	-	30	-	1	37	4	-	-	-	5	-	-	2	-	1	1	103
Gas Works	-	-	-	-	-	-	-	-	-	-	-	-	-	1	-	-	1	-	-	-	-	-	-	-	-	-	-	-	2
General Dealers	6	6	6	-	14	15	6	7	15	2	3	7	7	105	15	4	57	13	9	11 ^c	21	38	12	5	6	8	7	5	410
Ginger Beer, &c., Manufactories	-	-	-	-	-	-	-	-	-	-	1	1	1	4	-	-	2	-	-	1	-	2	-	-	-	-	-	-	12
Grocers	-	-	-	3	-	-	-	-	2	-	-	-	-	35	-	-	32	-	-	-	-	15	-	-	-	-	3	-	90
Gunsmiths	-	-	-	-	-	-	-	-	-	-	-	-	-	2	-	-	2	-	-	-	-	-	-	-	-	-	-	-	4
Hat and Cap Manufactories	-	-	-	-	-	-	-	-	-	-	1	-	-	4	-	-	-	-	-	-	-	-	-	-	-	-	-	-	5
Hawkers	2	1	4	-	-	1	-	1	4	-	-	-	2	22	1	-	24	5	-	-	-	-	5	-	-	-	1	5	78
Ironmongers	-	-	1	-	-	-	-	-	-	-	-	-	-	7	-	-	6	-	-	-	-	1	-	-	-	-	2	-	17
Iron Smelting Works	-	-	-	-	-	-	-	-	1	-	-	-	-	-	-	-	-	-	-	-	-	-	-	-	-	-	-	-	1
Jam Manufactories	-	-	-	-	-	-	-	-	-	-	-	-	-	4	3	-	-	-	-	-	-	-	-	-	-	-	-	-	7
Lime Kilns	-	-	-	-	2	-	-	-	-	-	2	-	-	-	-	-	-	-	2	1	-	4	-	-	-	-	-	-	13
Maltsters	-	-	-	-	-	-	-	-	1	-	-	-	-	-	-	-	1	1	-	-	-	-	-	-	-	-	-	-	7
Mills, Flour, (Wind)	-	-	-	-	-	-	-	-	-	-	-	1	-	-	-	-	-	-	-	1	-	-	-	-	-	1	-	-	3
----- (Steam)	-	1	- ^d	-	2	-	-	-	-	-	- ^d	1	1 ^d	4 ^{de}	-	-	1	1	-	2	-	5	2	-	-	-	3	-	23
----- (Water)	2	1	-	-	1	-	2	2	-	2	-	-	2	-	1	-	5	3	3	1	-	7	-	-	-	-	1	-	33
----- (Horse)	-	-	-	-	-	-	-	-	-	-	-	-	-	-	-	-	-	-	-	-	-	-	-	-	-	-	3	-	3
Millwrights	-	-	-	-	-	-	-	-	-	-	-	1	-	-	-	-	5	-	-	-	2	-	-	-	-	-	-	-	8
Painters, Plumbers, and Glaziers	-	1	-	-	1	3	2	-	1	-	-	-	3	14	-	-	13	2	-	-	1	6	1	-	-	1	-	-	49
Pastrycooks & Confectioners	-	-	1	-	1	-	-	-	2	-	-	-	-	12	2	-	3	2	-	-	2	-	-	-	-	-	-	-	25
Pianoforte-makers	-	-	-	-	-	-	-	-	-	-	-	-	-	1	-	-	-	-	-	-	-	-	-	-	-	-	-	-	1
Plasterers	-	-	-	-	-	-	1	-	-	-	-	-	-	6	2	-	11	2	-	-	-	10	1	2	-	-	1	-	36
Potteries	-	-	-	-	-	-	-	-	-	-	-	-	-	2	-	-	2	-	-	-	-	-	-	-	-	-	-	-	4
Printing Offices	-	-	-	-	1	-	-	-	-	-	-	-	-	6	-	-	3	-	-	-	-	1	-	-	1	-	-	-	13
Publicans	4	8	7	5	11	10	6	8	10	2	7	5	6	127	9	5	68	15	8	13	14	17	7	1	3	5	3	11	395
Saddle and Harness-makers	-	-	1	-	1	1	1	1	-	-	1	1	-	4	-	-	4	2	1	2	-	5	1	-	1	1	-	3	31
Sail-makers	-	-	-	1	-	-	-	-	-	-	-	-	-	2	-	-	2	-	-	-	-	-	-	-	-	-	-	-	5
Saw-mills	-	-	-	-	3	3	-	-	1	-	-	-	-	3	13	2	4	1	-	-	1	13	-	-	-	-	1	-	45
Shipwrights & Boatbuilders	-	-	-	2	-	-	-	-	1	-	-	-	-	8	1	-	6	-	-	-	-	8	-	-	-	-	-	-	27
Soap-boilers	-	-	-	-	-	-	-	-	-	-	1	-	-	2	-	-	-	-											

^a Also carpenters.^b Also wheelwrights.^c One also baker.^d One steam and water.^e Also two bark mills.^f Also agricultural

implement makers.

[Compiled from Returns furnished by the Wardens of Municipalities, and by the Chief District Constables in Non-municipal Districts.]

E. C. NOWELL, Government Statistician.

RATES OF

RETURN showing the Average Rates of Wages in the several

	Bothwell.	Brighton.	Campbell Town.	Carnarvon.	Clarence.	Deloraine.	Emu Bay. ^a	Evandale.	Fingal.	George Town.	Glamorgan.	Glenorchy.	Green Ponds.	Hamilton.
<i>Trades.</i>														
Blacksmiths per diem, with- out rations	s. d.	s. d.	s. d.	s. d.	s. d.	s. d.	s. d.	s. d.	s. d.	s. d.	s. d.	s. d.	s. d.	s. d.
Bootmakers, ditto	6 8	7 0	7 0	7 0	8 0	6 0	10 0	8 0	8 0	8 6	8 0	8 0	6s to 7s	6s to 7s
Bricklayers, ditto	10 0	..	6 0	6 0	8 0	7 0	8 0	8 0	6 0	6 6
Butchers, ditto	6 0	7 6	10 0	8 0	12 0	8 0	7 0	8 0	..	7s to 8s
Carpenters, ditto	9 0	6 0	9 0	7 6	10 6	8 0	10 0	10 0	7 0	8 0	6 0	7 0
Engineers, ditto	12 0	10 0	7 0	..
Joiners, ditto	10 0	7 0	10 0	10 0	7 0
Masons—Cutters, ditto	8 0	12 0	10 0	..	8 0	7 6	6s to 7s	8s to 9s
Builders, ditto	12 0	10 0	..	7 6	7 0	..
Millers, ditto	7 0	9 0	6 0	5 9
Painters, ditto	8 0	9 0	..	8 0	6 0	..
Plasterers, ditto	8 0
Plumbers, ditto	8 0
Quarrymen, ditto	7 0	8 0	..	8 0	..	8 6	..	8 0	7 6	..	6 0	5s to 6s	5 6
Saddlers, ditto	8 0	8 0	7 6	6s to 7s	..
Tanners, ditto	5 0	5 0
Wheelwrights, ditto	8 0	6 0	9 0	..	8 0	6 6	10 0	8 0	5 6	8 0	..	8 0	7 0	7 6
Day Labourers, ordinary, ditto	5 0	4 0	5 0	4 6	..	4 9	7 6	5 0	6 0	6 0	4 6	4s 6d to 5s	5 0	5 0
Seamen, per month, with rations	4l.	4l.
<i>Agricultural and Pastoral.</i>														
Ploughmen, per week, with rations	12 0	14 0	12 0	12 6	20 0	12 0	20 0	12 0	14 0	15 0	..	12 0	10 0	12 0
Farm Labourers, ordinary, ditto	10 0	10 0	12 0	..	18 0	10 0	16 0	10 0	12 0	12 0	12 0	10 0	8 0	12 0
Reapers, per acre, ditto	12 0	7 0	10 0	12 0	12 0	7 0	12 0	9 0	10 0	14 0	..	12s to 14s	12 0	8 0
Mowers, ditto, ditto	3 6	2 6	3 0	..	2 6	3 0	3 6	3 0	10 0	4 0	..	3 6	5 6	3 6
Shepherds per annum, ditto ..	40l	..	30l	30l	..	40l	40l	35l	35l to 40l	..	30l	30l
Shearers, per 100 sheep, ditto	13 0	12 0	10 0	16 0	14 0	12 0	15 0	9 0	12 0	15 0	12 0	12 0	14 0	12 to 14
<i>Domestic Servants, with Board and Lodging.</i>														
<i>Males—</i>	£	£	£	£	£	£	£	£	£	£	£	£	£	£
Coachmen, per annum	30	30	50	25 to 26	26	30
Groomers, ditto	30	30	..	45	30	50	30	..	20	20 to 25	30
Gardeners, ditto	25	30	30	23 to 25	25 to 30	30
<i>Females—</i>														
Cooks, ditto	20	20	20	26	25	25	20	20	..	20 to 22	20	25 to 30
Laundresses, ditto	20	20	20	22	20	20	..	12 to 15	18	25 to 30
General Servants, ditto	16	18	20	..	13	20	20	20	15	18	15 to 20	10 to 12	18 to 20	16 to 25
Housemaids, ditto	16	18	20	18	20	20	25	16	..	10 to 12	18	16 to 25
Nurserymaids, ditto	15	16	15	15	16	15	16	14	10 to 15	8 to 10	16	12 to 16

WAGES.

Municipalities and Police Districts of Tasmania during the Year 1880.

Hobart.	Huon.	Kingborough.	Launceston and Selby.	Longford.	New Norfolk.	Oatlands.	Portland.	Port Sorell.	Richmond.	Ross.	Russell.	Sorell.	Spring Bay.	Westbury.	AVERAGE.
s. d.	s. d.	s. d.	s. d.	s. d.	s. d.	s. d.	s. d.	s. d.	s. d.	s. d.	s. d.	s. d.	s. d.	s. d.	£ s. d.
7 0	9 0	7 0	7 6	8 0	10 0	7 0	8 0	7 0	8 0	6 0	9 0	7 0	0 7 8
6 0	7 0	5 0	..	6 0	7 0	7 0	5 0	6 0	6 0	5 0	..	6 0	0 6 5½
9 0	8 0	..	10 0	7 0	8 0	9 0	6 0	6 0	8 0	8 0	0 8 3
6 0	7 0	5 0	6 0	6 0	6 0	0 6 2
9 0	7 0	..	9 0	7 0	7s to 8s	8 0	10 0	8s to 9s	8 0	7 0	7 6	6 0	8 0	10 0	0 8 1½
10s to 11s	12 0	12s to 14s	0 11 6
9 0	9 0	7 0	10 0	8 0	..	10 0	10 0	0 9 1
9 0	10 0	7 0	..	9s to 12s	..	10 0	8 0	8 0	..	7 0	8 0	..	0 8 6½
9 0	10 0	8 0	7s to 8s	9s to 12s	..	10 0	8 0	6 0	7 0	10 0	0 8 9
7 0	7 6	6 0	7 0	6 0	6 0	0 6 9
7 0	8 6	8 0	7 0	8s to 9s	7 0	6 0	0 7 6½
8 0	9 0	7 0	..	10 0	..	9 0	7 0	7 0	6 0	0 7 10½
7 0	9 0	9 0	0 8 3
8 0	7 0	6 6	4 6	8s to 10s	7 0	7 6	..	6 0	..	7 0	7 6	5 0	0 6 11½
7 0	8 0	5 6	8 0	7 0	..	6 0	5 0	0 6 11¼
5s to 6s	7 0	8 0	8 0	6 0	5 0	0 6 2½
8 0	8 0	6 6	..	8s to 10s	10 0	6 0	8 0	7 0	7 6	8 0	0 7 8¼
5 0	4s to 5s 6d	4 6	6 0	4 0	4 0	5 0	7 6	5 0	4 6	5 0	5 3	5 0	5 0	4 0	0 5 0½
4l 10s	2l to 4l	..	4l to 6l	5l	4l	..	4l 15s	..	4 5 7½
12 0	12 0	..	12 0	12 0	10s to 12s	12 0	17 6	15 0	12 0	10s to 12s	13 6	10 0	12 0	10 0	0 12 11¼
10 0	10 0	7s to 10s	12 0	10 0	8s to 10s	9s to 10s	15 0	12 0	9 0	8s to 10s	10 6	8 0	10 0	9 0	0 10 10
10 0	12 0	..	11 0	10 0	10 0	10s to 12s	..	10 0	11 0	7s to 8s	12 0	12 0	..	8 0	0 10 6
6 0	5 0	5 0	2 6	3 0	..	5 0	3 9	4 0	6 0	5 0	9 0	3 0	0 4 4¼
..	35l	35l	35l	25l to 35l	30l	..	30l	20l to 35l	25l	30l	35l	35l	33 0 0
..	12 0	14 0	12 0	10s to 12s	12s to 16s	12 0	13 0	20 0	12s to 14s	10s to 12s	15 0	14 0	12 0	12 0	0 13 0
£	£	£	£	£	£	£	£	£	£	£	£	£	£	£	
35 to 40	37l 10s	30 to 35	40 to 50	30	30	25 to 30	35	33 6 5
30	25	20 to 25	30	26	..	52	25	20 to 30	..	20	..	26	29 18 11¼
45 to 50	35	30	25	26	..	40	30	20 to 25	35	30 10 0
30 to 35	27l 10s	20 to 25	20	25	26	20	25	20 to 25	20	25	23 4 1
30	27l 10s	25	18	25	26	20	25	20 to 30	25	22 9 5½
18 to 25	13 to 15	13 to 16	22l 10s	20 to 25	18	20	18	18	20	18 to 25	14	12	20	20	18 0 4¼
15 to 20	..	13 to 16	22l 10s	20	18	18	..	18	20	18 to 20	16	20	18 9 1
8 to 15	16l 10s	15	15	14	12	12	15	15 to 20	6	10	12	15	13 16 0

^a Miners, 8s. 4d. per diem, without rations. ^b 18s. per week, with board and lodging. ^c £2 per week.

[Compiled from Returns furnished by the Wardens of Municipalities, and by the Chief District Constables in Non-Municipal Districts.]

E. C. NOWELL, Government Statistician.

PRICES OF PROVISIONS, &c.

RETURN showing the Average Retail Prices of Provisions and other Articles at Hobart during the Year 1880.

ARTICLES.	PRICES.	ARTICLES.	PRICES.
Bacon, per lb.	10d. to 1s.	Meat, <i>continued</i> —	
Barley, Pearl, ditto	4d. to 5d.	Pork, per lb.	5d. to 7d.
Biscuit, ditto	4d. to 1s.	Veal, ditto	4d. to 9d.
Bread, per 2lb. loaf	2½d.	Milk, per quart	4d. to 6d.
Butter, Fresh, per lb.	1s. to 1s. 9d.	Oatmeal, per lb.	3d. to 4d.
Ditto, Potted, ditto	10d. to 1s. 4d.	Oil, Sperm, per gall.	8s.
Candles, Tallow, ditto	6d.	Ditto, Colza, ditto	7s.
Ditto, Sperm, ditto	1s.	Ditto, Kerosene, ditto	3s. to 3s. 6d.
Cheese, English, ditto	—	Rice, Java, per lb.	4s.
Ditto, Colonial, ditto	6d. to 1s.	Ditto, Patna, ditto	3s.
Coffee, Mocha, ditto	2s.	Soap, per cwt.	30s. to 40s.
Ditto, Manila, ditto	1s. 6d.	Spirits—	
Ditto, Ceylon Plantation, ditto	1s. 6d. to 2s.	Brandy, Dark, per gall.	28s. to 32s.
Coals, Jerusalem, per ton	24s.	Ditto, Pale, ditto	28s. to 32s.
Ditto, New Town, ditto	20s.	Rum, ditto	16s. to 18s.
Ditto, Bruni Island, ditto	20s.	Whisky, Irish, ditto	39s.
Ditto, York Plains, ditto	24s.	Ditto, Scotch, ditto	27s. to 28s.
Ditto, Newcastle, ditto	30s.	Straw, per ton	35s. to 50s.
Eggs, per doz.	9d. to 2s.	Sugar, Counter, per lb.	4d. to 4½d.
Firewood, Gum, in log, per ton	10s. to 14s.	Ditto, Ration, ditto	3½d. to 4d.
Ditto, ditto, split, ditto	—	Ditto, Refined, ditto	6d. to 8d.
Ditto, She Oak, in log, ditto	11s. to 18s.	Ditto, Crystals, ditto	5d.
Ditto, ditto, split, ditto	—	Tobacco, Negrohead, per lb.	5s. to 5s. 6d.
Flour, fine, per ton	£9 10s. to £12.	Ditto, Cavendish, ditto	4s. to 4s. 6d.
Grain—		Tea, Ration, ditto	2s.
Wheat, per bushel	4s. 6d. to 4s. 9d.	Ditto, Hyson Skin, ditto	1s. 6d. to 2s.
Barley, ditto	3s. 6d. to 5s.	Ditto, Black, ditto	2s. to 3s.
Oats, ditto	2s. 3d. to 2s. 9d.	Timber—	
Maize, ditto	5s. to 5s. 6d.	Sawn, per 100 feet	7s. 6d.
Hay, per ton	£3 to £3 10s.	Palings, 6 feet, per 100	10s. to 11s.
Ham, Colonial, per lb.	1s.	Ditto, 5 feet, ditto	8s. to 10s.
Malt Liquors—		Shingles, per 1000	12s.
Ale, English, per gall.	6s. to 7s.	Posts and Rails, per 100	30s.
Ditto, Colonial, ditto	4s.	Vegetables—	
Beer, ditto, ditto	2s.	Carrots, per ton	35s. to 40s.
Porter, English, ditto	5s. to 7s.	Onions, ditto	£3 10s. to £5.
Ditto, Colonial, ditto	4s.	Potatoes, ditto	£3 to £4 10s.
Meat—		Wine, Port, per doz.	30s. to 54s.
Beef, per lb.	3d. to 8d.	Ditto, Sherry, ditto	30s. to 54s.
Mutton, ditto	2½d. to 5d.		

E. C. NOWELL, *Government Statistician.*

CONTRACT PRICES.

RETURN of the Average Contract Prices of certain Articles supplied in Hobart to the Government of Tasmania during the Year 1880.

ARTICLES.	PRICES.	ARTICLES.	PRICES.
	£ s. d.		£ s. d.
Barley, Pearl, per lb.	0 0 3½	Oatmeal, per lb.	0 0 3½
Brandy, Martell's, (in Bond), per gall. .	0 8 4¾	Oil, Black, per gallon.	0 4 6
Bread, fine, per 100 lbs.	0 10 10	Rum, (in Bond), ditto	0 2 4
Butcher's Meat—		Raisins, per lb.	0 0 7
Beef and Mutton, per 100 lbs.	1 3 4	Rice, ditto	0 0 3¾
Butter, Fresh, per lb.	0 1 4	Sago, ditto	0 0 6
Ditto, Potted, ditto	0 1 3	Salt, ditto	0 0 0½
Candles, Composition, ditto	0 1 0	Soap, Yellow, Colonial, ditto	0 0 3½
Ditto, Tallow, ditto	0 0 5½	Sugar, Brown, Ration, Mauritius, per ton	1 7 3
Coffee, ditto	0 1 4	Ditto, Light, Counter, ditto, ditto ...	1 12 0
Currants, ditto	0 0 5½	Tea, Black, Congou, (in Bond), per lb. .	0 0 11½
Eggs, per doz.	0 1 5½	Tobacco, Cavendish, (in Bond), ditto ..	0 0 7
Flour, Fine, per ton	10 6 0½	Vinegar, per pint	0 0 3
Malt Liquor—		Wine, Port, (in Bond), per gall.	0 8 6
Colonial Ale, per 36 gallons	3 3 4		
Colonial Porter, per 54 ditto	4 15 0		

C. H. HUXTABLE, *Colonial Storekeeper.*

GOLD MINING.

RETURN relative to Gold Mining Operations in Tasmania in the Year 1880.

1880.]

GOLD MINING.

27

LOCALITY.	AVERAGE NUMBER OF PERSONS EMPLOYED.			APPROXIMATE VALUE OF MINING PLANT.			ALLUVIAL MINING.			QUARTZ MINING.					TOTAL QUANTITY OF GOLD PRODUCED.	TOTAL VALUE OF GOLD PRODUCED.
	In Alluvial Mining.	In Quartz Mining.	TOTAL.	Alluvial.	Quartz.	TOTAL.	Gold produced.*	Value.*	Average Value per oz.	No. of Tons of Quartz crushed.	Gold produced.	Value.	Average Value per oz.	Average Yield per Ton.		
Beaconsfield	100	400	500	£ 10,000	£ 25,000	£ 35,000	ozs. 4500	£ 16,875	£ s. d. 3 15 0	18,643½	ozs. 21,260	£ 78,925	£ s. d. 3 13 1	oz. dwts. grs. 1 16 17	ozs. 25,760	£ 95,800
Lefroy and Back Creek	30	300	330	—	32,000	32,000	600	2400	4 0 0	6517	11,773	47,092	4 0 0	1 16 0	12,373	49,492
Waterhouse	—	5	5	—	—	—	—	—	—	—	—	—	—	—	—	—
Gladstone and Mussel Roe	—	50	50	—	—	—	—	—	—	—	—	—	—	—	—	—
Denison	—	50	50	—	—	—	—	—	—	1896½	756	2466	3 5 0	0 8 0	756	2466
Lisle	400	—	400	200	—	200	12,000	46,800	3 18 0	—	—	—	—	—	12,000	46,800
Fingal	14	54	68	—	—	—	150	600	4 0 0	1423	556	2139	3 17 2½	0 7 20	706	2739
West Coast	50†	—	50	—	—	—	500	2000	4 0 0	—	—	—	—	—	500	2000
Other Districts	200†	—	200	—	—	—	500	2000	4 0 0	—	—	—	—	—	500	2000
TOTALS	794	859	1653	10,200	57,000	67,200	18,250	70,675	3 17 6	28,480	34,345	130,622	3 13 10	1 2 0	52,595	201,297

* Approximate: exact statement impossible. † Principally engaged in prospecting.

BERNARD SHAW, Commissioner of Gold Fields.

GOLD MINING.—DECENNIAL RETURN.

YEAR	AVERAGE NUMBER OF PERSONS EMPLOYED.			APPROXIMATE VALUE OF MINING PLANT.			ALLUVIAL MINING.			QUARTZ MINING.						TOTAL QUANTITY OF GOLD PRODUCED.	TOTAL VALUE OF GOLD PRODUCED.
	In Alluvial Mining.	In Quartz Mining.	TOTAL.	Alluvial.	Quartz.	TOTAL.	Gold produced.	Value.	Average Value per oz.	No. of Tons of Quartz crushed.	Amount of Gold produced.	Value.	Average Value per oz.	Average Yield per Ton.	Average Cost of Crushing per Ton.		
1871.....	255	180	435	£ ..	£ ..	£ 17,350	ozs. dwts. 4020 0	£ 15,768	£ s. d. 3 19 0	4045	ozs. dwts. 1985 10	£ 7699	£ s. d. 3 11 8½	oz. dwts. grs. 0 8 2	£ s. d. 0 9 9	ozs. dwts. 6005 0	£ s. d. 23,467 0 0
1872.....	310	220	530	19,500	3795 0	15,099	3 18 10	6008	3174 0	12,215	3 10 7	0 8 14	0 9 0	6969 0	27,314 0 0
1873.....	130	100	230	100	10,450	10,550	1530 0	6020	3 18 6	4184	3181 0	12,370	3 19 6	0 14 17	0 8 0	4661 0	18,390 0 0
1874.....	55	130	185	65	10,200	10,265	850 0	3375	3 19 6	3452½	3800 14	15,116	3 19 6	1 5 8½	0 8 0	4650 14	18,491 0 0
1875.....	26	75	101	60	15,600	15,660	270 0	1080	4 0 0	3889	2740 8	10,902	3 19 6	0 14 2	0 8 0	3010 8	11,982 0 0
1876.....	10	119	129	..	14,800	14,800	100 0	395	3 19 0	7830	11,007 0	44,528	4 0 11	1 8 3	0 8 0	11,107 0	44,923 0 0
1877.....	91	263	354	100	17,500	17,600	600 0	2400	4 0 0	8516	5177 0	20,889	4 0 8	0 12 3½	0 9 10	5777 0	23,289 0 0
1878.....	545	505	1050	2000	44,000	46,000	11,462 0	45,750	3 19 10	15,805	13,787 0	54,250	3 18 8	0 17 12	(*)	25,249 0	100,000 0 0
1879.....	1535	525	2060	5200	55,000	60,200	37,750 0	146,500	3 17 7	15,834	22,405 0	84,395	3 15 4	1 8 7	(*)	60,155 0	230,895 0 0
1880.....	794	859	1653	10,200	57,000	67,200	18,250 0	70,675	3 17 6	28,480	34,345 0	130,622	3 13 10	1 2 0	(*)	52,595 0	201,297 0 0

(*) Not stated in the Returns.

E. C. NOWELL, Government Statistician.

MINING.

RETURN showing the Mines (other than Gold) and Quarries in operation in the Colony of Tasmania during the Year 1880.

<i>Nature of Mine or Quarry.</i>	<i>Locality.</i>	<i>Quantity raised during the Year.</i>
Bluestone ^a	Campbell Town.....	tons. 150
	East Tamar	2500
	Launceston	1137
	Patterson's Plains.....	200
	TOTAL.....	3987
Coal.....	Franklin	tons. 300
	Jerusalem	1908
	Kingborough.....	1300
	New Town.....	4550
	Oatlands	1800
	Don	511
	Tarleton	1850
	TOTAL.....	12,219
Flagstone ^b	Risdon	cubic feet. 1500
Freestone or Building Stone	Bellerive	cubic feet. 3000
	Brighton	1120
	Green Ponds.....	1500
	Hobart	35,400
	New Norfolk.....	5100
	Oatlands.....	10,000
	Okehampton	13,268
	Orford	24,640
	Port Sorell.....	3000
	Risdon	2000
	Ross	1000
	Hamilton	tons. 10
	Richmond	150
	TOTAL.....	{ 100,028 cub. feet 160 tons
Lime	Don	bushels. 22,971
	George Town	3000
	Port Sorell.....	3000
	TOTAL.....	28,971
Limestone	Bridgewater	tons. 1050
Tin Ore ^c	Mount Bischoff.....	tons. cwt. qrs. 2777 11 2
	Mount Heemskirk	30 0 0
	Portland.....	3032 6 0
	Schouten Island and Main	4 12 0
	TOTAL.....	5844 9 2

^a For building purposes only. Stone used as road metal is not included in this Return.

^b Also 500 loads rubble.

^c The quantity of smelted Tin produced was as follows :—

	tons.	cwts.	qrs.	lbs.
* Hobart.....	103	12	1	13
Launceston.....	4050	7	2	8
	4153	19	3	21

* Operations were resumed at Hobart on 1st October.

E. C. NOWELL, *Government Statistician.*

PATENTS.

RETURN of Letters Patent for Inventions issued or applied for during the Year 1880 under "The Patent Law Act," 22 Victoria, No. 22.

<i>No. on Register.</i>	<i>Name and Address of Patentee.</i>	<i>Date of Issue.</i>	<i>Nature of Invention.</i>
ISSUED.			
1880.			
162	George Westinghouse, Junior, of No. 20, Southampton Buildings, Chancery Lane, County of Middlesex, England.	5 March.	An improved system of apparatus for regulating and increasing the efficiency of breaks for railway trains and for controlling and indicating the speed of the locomotive wheels.
167	John Hollway, of 7, Jeffrey's Square, in the City of London, England.	30 January.	Improvements in the treatment of pyrites and in the separation of metalliferous and other substances therefrom and thereby, and in the means employed therefor.
168	James Blackshaw Stewart, of 62, Chapel-street, South Yarra, Victoria, and Thomas Stinton, of Palermo-street, South Yarra aforesaid.	2 July.	An improved filling apparatus, principally applicable to preserves.
170	Alfred Buckingham Ibbotson, of Florence, Italy, and Frederick John Talbot, of Sheffield, England.	30 April	Improvements in and relating to screw-bolts and their nuts and other articles with screw-threaded holes, and in the manufacture of implements for punching these holes.
171	James Ferrier, Junior, of Salt Pans, near Coleraine, Victoria.	30 April.	Improvements in binding apparatus for attachment to reaping machines.
172	Joseph Stokes Williams, of Riverton, New Jersey, United States of America, now of Glasgow, in the County of Lanark, North Britain.	13 May.	Improvements in railway crossings and switches and in apparatus to be used in connection therewith.
173	Samuel Milligan, of Victoria-street, Hotham, near Melbourne, Victoria, and Olaf Spencer Wheeler, of Swanston-street, Melbourne aforesaid.	13 May.	Improvements in railway brakes.
174	William M'Intyre Cranston, of No. 36, Worship-street, Finsbury, in the County of Middlesex.	31 May.	Improvements in apparatus for automatically binding cut crops into sheaves.
175	Peter Hevner, of Philadelphia, State of Pennsylvania, United States of America.	31 May.	Improvement in railway systems.
176	Thomas Leavitt, of Everett, Massachusetts, United States of America.	8 July.	Improvements in machinery for post-marking, and for obliterating stamps on letters, post-cards, and other articles.
177	John Henry Fector Bruyeres and George Theodore Adams Lavater, both of Melbourne, Victoria.	24 November.	Improvements in the treatment of Tasmanite or Dysodile for the purpose of producing certain useful articles of commerce.
178	Joseph Stokes Williams, of Riverton, New Jersey, United States of America, now of Glasgow, in the County of Lanark, North Britain.	31 July.	Improvements in railway crossings and switches and the means or apparatus for signalling upon or operating mechanism connected with lines of railway, and in the construction of posts or supports for carrying signals and for other purposes.
179	Lionel Henry Pottinger, of Sydney, New South Wales, William Piper Monkhouse, of Sydney, Charles Artlett the younger, and Thomas James Thompson, both of Sydney aforesaid.	24 August.	Improvement of the illuminating and heating powers of gas.
180	Edward Waters, of No. 87, Bourke-street West, in the City of Melbourne, Victoria.	14 August.	An invention for a new or improved blasting-powder.
182	Thomas Alder Dickson Forster, and George Jordan Firmin, both of Norristown, County of Montgomery, State of Pennsylvania, one of the United States of America.	7 September.	Improvements in processes and apparatus for amalgamating metals and machines for washing ore.
183	James Knox Newton, of Number 5, King's-street West, in the City of Sydney, New South Wales.	2 October.	An invention for lubricating machinery, entitled "The Eureka Lubricating Compound Company's Lubricant and Cups."
185	Edwin Robins Thomas and George Cowdery, of Sydney, New South Wales.	30 December.	Machine for automatic coupling and uncoupling railway and other rolling stock.
186	John Berger Spence, of Lombard-street, in the City of London.	30 December.	Certain improvements in the manufacture of metallic compounds and in the application of such compounds to various purposes.

PATENTS—*continued.*

<i>No. on Register.</i>	<i>Name and Address of Patentee.</i>	<i>Date of Issue.</i>	<i>Nature of Invention.</i>
	APPLIED FOR BUT NOT ISSUED.	1880.	
169	Robert Gray Ford, of Union-st., Brighton, Victoria.	—	Improvements in boilers for domestic and other purposes.
181	Samuel Henry Crocker, of Railton, in Tasmania, and Thomas Cook Just, of Launceston, in Tasmania.	—	An invention for engraving and printing, (Crocker's Process).
184	Richard Hill, of Honeywood, Huon, Tasmania.	—	Radiation and the prevention of slip of railway and tramway rolling stock.
187	Frederick Edward Blackett Beaumont, of No. 4, Broad Sanctuary, County of Middlesex, England.	—	Improvements in motor engines worked by compressed air or other elastic fluid under high pressure.

B. TRAVERS SOLLY, *Assistant Colonial Secretary.*

BEER BREWED.

RETURN of the Quantity of Beer (including Ale and Porter) brewed, of the Quantity on which Duty was paid, and also of the Amount of Duty paid thereon in Tasmania, between the 1st March and the 31st December, 1880.

<i>Quantity brewed.</i>		<i>Quantity on which Duty was paid.</i>	<i>Amount of Duty paid.</i>		
Barrels.	Galls.	Galls.	£	s.	d.
25,084	903,024	867,088	10,838	10	0

O. H. HEDBERG, JUN., *Collector Beer Duty.*

PART IV.
FINANCE, &c.

CONSOLIDATED REVENUE—CASH ACCOUNT—1880.

RECEIPTS and Payments at the Colonial Treasury from 1 January to 31 December, 1880.

Receipts.	£	s.	d.	£	s.	d.	£	s.	d.	Expenditure.	£	s.	d.	£	s.	d.
CUSTOMS REVENUE.										Balance at debit brought from 1879	..			24,155	2	1
Spirits		48,125	8	1					His Excellency the Governor's Establishment	4114	4	8			
Tobacco		26,921	13	0					Executive Council	185	9	7			
Other Goods		147,235	2	5					Legislative Council	970	17	8			
Miscellaneous		201	5	9					House of Assembly	1700	12	8			
										Colonial Secretary's Department	2095	6	6			
			222,483	9	3					Colonial Treasurer's Department	2605	3	5			
Deduct Drawbacks		4766	4	4					Audit Department	1706	12	9			
						217,717	4	11		Customs Department	6231	14	2			
Bond Rents and Charges		1431	5	5					Post Office Department	24,325	3	11			
Deduct Repayments		0	12	2					Office of Stores	807	12	7			
										Government Printer's Establishment	5817	0	5			
						1430	13	3		Registrar of Births, Deaths, and Marriages	349	9	2			
INLAND REVENUE.										Electric Telegraph Department	9112	9	2			
Stamps, Post Office		27,549	16	2					Tasmanian Council of Education	1242	4	10			
Under Stamp Act		6087	5	7					Board of Education	17,179	4	7			
Probate Duty		8571	9	2					Defences of the Colony	2849	18	9			
Registration of Dogs		885	15	0					Public Buildings	281	5	9			
Rural Police Rate		5140	2	4					Colonial Agents in England	172	13	2			
Licences—										The Judges	2475	0	0			
Publicans' Licences ..	9919	6	8							Supreme Court	1861	17	0			
Packet Licences	30	0	0							Law Officers of the Crown	1677	3	0			
Wholesale Licences ..	562	10	0							Sheriff's Department	1208	4	10			
Auctioneers' Licences ..	670	0	0							General Sessions, Launceston	855	14	4			
Pawnbrokers' Licences ..	120	0	0							Lands' Titles Department	2078	19	11			
Hawkers', Carriers', &c. ..	378	10	0							Administration of Justice	2092	4	8			
Brewers' Licences	106	5	0							Ecclesiastical	2676	12	6			
Carriage Licences	1298	0	0							Industrial and Ragged Schools	1240	15	5			
Trout Licences	180	10	0							Boarding-out System	1924	7	2			
						13,265	1	8		Real Estate Duties Department	1032	7	8			
Fines and Fees		6438	16	0					New Town Charitable Branch	6834	11	4			
Electric Telegraph		5069	2	10					Brickfields Invalid Branch	1677	3	7			
Rent of Toll Gates		759	13	1					Hospital for the Insane, New Norfolk ..	6732	14	4			
Rent of Government										General Hospital, Hobart	5858	15	4			
Property		708	13	6					General Hospital, Launceston	3908	10	4			
Unclaimed Intestate										Medical and Vaccination Departments ..	621	6	10			
Estates		1	2	10					Cascades Hospital for the Insane	2180	9	1			
Sale of Government Pro-										Contagious Diseases Hospital, Cascades ..	216	15	8			
perty		117	10	1					Launceston Pauper Establishment	1781	1	1			
Sale of Seizures		104	12	5					Charitable Grants	7199	19	7			
Money taken from										Grants in aid of Charitable Institutions ..	550	0	0			
Prisoners		0	7	1					New Town Farm	498	15	4			
Bridgewater Commis-										Magistracy—District of Hobart	1219	7	10			
sioners		273	7	4					Kingborough	158	11	7			
Reimbursements		6198	4	10					Franklin	291	12	6			
Storage of Gunpowder		123	2	8					Selby	832	1	2			
Miscellaneous		128	19	2					Bridport	277	14	4			
						81,423	1	9		George Town	257	4	4			
Deduct Repayments		481	9	4					Beaconsfield	129	15	4			
										Port Sorell	445	0	1			
						80,941	12	5		Russell and Emu Bay	300	12	11			
TERRITORIAL REVENUE.										Portland	145	7	1			
Sale of Crown Lands		35,673	13	0					Inspector of Police	907	18	2			
Rent of Crown Lands		8842	16	10					Police—District of Hobart	1679	5	0			
Ditto under Gold										Kingborough	766	18	1			
Fields Regulations		480	8	9					Franklin	1187	5	10			
Ditto under Mineral										Selby	1307	1	10			
Leases Regulations		5638	7	2					George Town	859	18	6			
Fees for Surveys, &c.		7039	8	11					Great Lake	270	16	8			
Ditto under Gold										Port Sorell	1494	10	8			
Fields Regulations		2660	2	0					Russell and Emu Bay	1204	6	11			
Ditto under Mineral										Portland	1106	15	10			
Leases Regulations		481	2	0					Tasman's Peninsula	135	6	3			
						60,815	18	8		Pieman River	158	4	7			
Deduct Repayments		1402	17	2					Allowances	1257	0	10			
						59,413	1	6		Gaol for Males, Campbell-street	5753	17	0			
MISCELLANEOUS.										Gaol for Females, ditto	726	2	9			
Launceston and Western										Gaol, Launceston	3022	1	11			
Railway—Traffic Re-										Gaols, Allowances	211	0	1			
ceipts, Tolls, &c.		23,447	12	9					Lands and Works Department	6352	18	0			
Contributions and Re-										Mines	686	18	3			
imbursements from										Salmon and Trout Breeding Establishment	228	3	7			
Home Government		4300	0	0					Launceston and Western Railway	16,700	13	5			
Miscellaneous, &c.		142	2	10					Tasmanian Main Line of Railway	22,250	0	0			
						27,889	15	7		Beer Duty Act	384	10	4			
Excise—Duty on Beer		10,838	15	6					Aid to Municipalities	3325	0	0			
Deduct Drawbacks		24	12	0					Roads, Bridges, and Surveys	7103	17	10			
						10,814	3	6		Main Roads Act, 1880	8968	0	7			
Real and Personal Estates										Miscellaneous	10,087	3	0			
Duties Act—										Interest	96,704	5	7			
Schedule A.—Land Tax		24,504	15	8					Inquests	110	19	6			
Schedule B.—Dividends		7311	13	0					Pensions	12,184	15	8			
						31,816	8	8						350,123	16	7
Carried forward					430,022	19	10		Carried forward			374,278	18	8

	£	s.	d.	£	s.	d.		£	s.	d.	£	s.	d.
<i>Brought forward</i>				430,022	19	10	<i>Brought forward</i>				374,278	18	8
SPECIAL RECEIPTS.							Scab Act Fund	3032	7	6			
Scab Act Fund	1936	0	7				Light-house Rates	3824	13	10			
Light-house Rates	3767	0	4				Marine Boards	13,300	11	4			
Marine Boards	13,015	15	0				Advances to Heads of Departments	4156	4	1			
Advances—Repayments	4385	8	11				Advances for Clothing—Gaols	43	10	5			
Deposit Account	11,820	18	7				Deposit Accounts	10,513	11	11			
Debentures issued	17,600	0	0				Debentures redeemed	63,400	0	0			
Treasury Bills issued	165,000	0	0				Treasury Bills paid off	25,700	0	0			
Defence Works Execution Act, 42 Vict. No. 28	6	3	0				Loans Bill, 21 Vict. No. 30	326	18	9			
Construction of Roads, 34 Vict. No. 10, Sec. 28	81	7	0				Public Works Construction Act, 39 Vict. No. 22	109	10	0			
Public Works Construction Act, 41 Vict. No. 10	32	6	0				Public Works Construction Act, 41 Vict. No. 10	21,540	16	6			
Public Works Execution Act, 1876, and Public Works Construction Act, 1877	1	2	6				Public Works Execution Act, 41 Vict. No. 11	604	16	0			
Storekeeper's Personal Account	7803	18	8				Storekeeper's Personal Account	9384	4	8			
Municipal Council, Hobart	88	1	5				Municipal Council, Hobart	73	4	4			
Immigration Commissioners	45	0	0				Contributions to Local Boards of Works Construction of Roads, 34 Vict. No. 10, Sect. 28	31	0	0			
South Esk Bridge Trustees	200	0	0				In aid of Road Trusts	10,220	17	5			
Reserve Fund, Redemption of Deben- tures	930	10	0				Immigration Commissioners	11,283	0	2			
Sinking Fund, 36 Vict. No. 18, Sect. 14 ..	15	0	0				Consolidated Bank, London	887	11	5			
Public Works—Suspense Account	1737	9	4				Public Schools Erection Act, 38 Vict. No. 17	68,100	0	0			
Gaol for Males—Ditto	2160	4	1				Launceston and Western Railway Stock Account	930	4	8			
On account of 1879—Consolidated Re- venue Fund	7283	12	8				Public Works, Suspense Account	3746	16	1			
				237,909	18	1	Public Works Execution Act, 1876, and Public Works Construction Act, 1877 ..	574	7	10			
Adjusting Entries—							Government of Mauritius	181	3	9			
Value of Stationery and Stores issued by Storekeeper to Departments and distributed under the proper heads of Service on the other side of the Account	10,938	8	7				Repayment under Resolutions of Parlia- ment, 7 December, 1877, and 4 October, 1878—Expenses incurred in the erection of Telegraph Lines	135	11	6			
Amount paid by the Crown Agents on account of the year 1879, ditto ditto ..	1774	14	3				Gaols for Males—Suspense Account	240	0	0			
Ditto on account of the year 1880, ditto ditto	2212	13	8				Defence Works Execution Act, 42 Vict. No. 28	2160	4	1			
Amount paid by the Consolidated Bank, London, on account of the year 1879, ditto ditto	11,346	16	11				On account of the year 1879—Con- solidated Revenue Fund	8122	7	6			
Ditto on account of the year 1880, ditto ditto	60,645	16	6					118,978	1	3			
Value of Stores, Renewals, &c. issued from Stock Account of the Launceston and Western Railway on account of year 1880, ditto ditto	4000	0	0					381,601	15	0			
Amount paid Roads, Bridges, &c., on account of 1879, ditto ditto	15	0	0				Adjusting Entries—						
Ditto Miscellaneous, ditto ditto ..	1300	0	0				Amount received by the Crown Agents and distributed under the proper head of Service				9673	14	6
Ditto Tasmanian Main Line Rail- way, guaranteed interest transferred from Suspense Account, ditto ditto ..	73,544	15	10				By Cash Balance on 31 December, 1880 ..				68,156	15	6
				165,778	5	9							
				£833,711	3	8					£833,711	3	8

Colonial Treasury, Hobart, 7th June, 1881.

WM. H. WINDSOR, Assistant Colonial Treasurer.

REVENUE.—DECENNIAL RETURN.

RETURN of the Revenue of the Government of Tasmania, including the Scab Act Fund, for the Ten Years ending 31st December, 1880.

	1871.	1872.	1873.	1874.	1875.	1876.	1877.	1878.	1879.	1880.*
	£ s. d.	£ s. d.	£ s. d.	£ s. d.	£ s. d.	£ s. d.	£ s. d.	£ s. d.	£ s. d.	£ s. d.
Customs Duties, including Bonding Rents and Charges ^a	140,987 0 8	38,232 1 9	169,762 19 1	181,301 17 5	181,328 0 7	185,037 9 1	201,966 8 10	211,030 9 5	199,687 19 3	219,147 18 2
Excise—Beer Duty	—	—	—	—	—	—	—	—	—	10,814 3 6
Real and Personal Estates—										
Land Tax	—	—	—	—	—	—	—	—	—	24,504 15 8
Dividend Tax	—	—	—	—	—	—	—	—	—	7311 13 0
Licences, Publicans'	10,366 5 0	10,085 3 4	10,504 0 0	9336 13 4	9775 13 4	9424 16 8	10,169 6 8	9880 16 8	10,007 3 4	9919 6 8
Ditto, other	3057 18 4	2963 0 0	3101 5 0	3074 0 0	2993 8 3	3259 2 4	2987 0 6	2961 3 7	3068 10 9	3337 2 0
Stamps under Stamp Act, including Duty on Bank Notes ^b	3767 1 2	3421 15 6	4904 10 1	5191 4 3	6386 15 2	6334 6 10	6058 16 1	7558 17 4	6756 0 3	12,167 17 7
Post Office ^c	12,585 15 1	13,605 19 5	14,992 10 3	17,331 5 5	17,745 4 1	19,707 12 6	22,500 1 3	24,003 1 9	24,871 0 0	22,165 15 9
Telegraphs	1055 18 10	1258 17 1	1584 15 10	1710 6 5	1919 5 9	2752 2 1	3456 16 6	3826 13 5	4110 19 0	5067 12 1
Probate Duty	2111 2 3	2787 10 5	1584 1 11	5718 18 8	3057 11 7	2169 7 4	5171 10 3	5278 1 8	7633 16 5	8442 17 0
Registration of Dogs.....	703 15 0	667 15 0	700 12 6	732 17 6	758 5 0	739 2 6	776 15 0	779 13 6	889 1 6	885 15 0
Rural Police Rate.....	3567 11 7	4042 7 2	3439 7 0	3694 5 5	3667 11 0	3673 4 1	3532 10 3	4244 7 1	4777 1 10	5140 2 4
Tolls, Rent of	1913 5 8	2017 13 8	2121 0 11	2030 0 0	1830 0 0	1640 0 0	1780 0 0	1575 0 0	1425 10 8	759 13 1
Fines, Fees, and Forfeitures.....	6033 6 3	5839 6 3	6550 3 2	7003 10 9	10,294 5 0	10,024 3 8	10,057 19 11	9593 15 0	10,797 13 0	11,090 0 5
Railway	—	4675 11 3	17,075 16 5	18,120 9 6	19,413 10 11	18,373 5 4	21,386 9 10	22,141 8 1	21,686 19 11	23,447 12 9
Sales of Crown Lands.....	25,764 7 11	25,969 16 10	26,801 19 5	30,565 5 4	33,643 6 7	21,402 8 4	28,550 1 11	32,566 0 4	32,769 10 5	35,635 13 0
Rents of Waste and Mineral Lands	7160 0 7	7778 19 1	7378 15 7	7637 16 2	10,922 8 5	12,273 9 0	15,774 9 4	16,987 19 8	16,141 6 6	17,777 11 1
Rents (ordinary).....	166 0 0	118 12 6	582 14 0	1094 10 0	1602 3 6	1570 19 6	1525 18 0	1647 10 10	1165 1 2	708 13 6
Reimbursements in aid	18,246 0 3	22,409 11 5	21,323 2 7	20,726 12 11	22,447 9 11	21,168 2 1	22,985 15 5	20,782 13 3	19,499 10 9	16,556 3 1
Interest on Public Account.....	217 2 3	80 14 3	79 2 10	113 15 4	396 3 3	—	—	694 3 5	—	—
Miscellaneous	8718 15 10 ^d	2039 6 10 ^e	1407 19 11 ^f	3913 8 11 ^g	1328 8 11 ^h	3358 12 10	3150 16 3	6233 3 4	8206 4 2	780 8 4 ⁱ
Interest on Launceston and Western Railway Loan.....	24,000 0 0	24,000 0 0	27,000 0 0	10,389 9 4	10,557 18 6	7 8 8	—	—	—	—
Estimated outstanding Receipts..	—	—	—	—	—	—	—	—	—	2184 18 4 ^j
Scab Act Fund	270,421 6 8	271,994 1 9	320,894 16 6	329,686 6 8	340,067 9 9	322,915 12 10	361,830 16 0	381,784 18 4	373,493 8 11	437,845 12 4
	1506 6 11	1604 7 2	3362 11 0	4045 19 11	2538 10 4	4100 17 7	4287 10 7	4151 0 11	2076 6 5	1933 18 11
TOTAL.....	271,927 13 7	273,598 8 11	324,257 7 6	333,732 6 7	342,606 0 1	327,016 10 5	366,118 6 7	385,935 19 3	375,569 15 9	439,779 11 3

^a From 1 July, 1874, to 1 July, 1879, the Bonding Warehouses were let by tender, the amount of rental received for them being included under the head of "Rents (ordinary)."

^b Includes sale of impressed stamps, stamp duty on bank notes, and collections by Collectors of Stamp Duties.

^c Includes the full amount received by Secretary of Post Office for sale of postage stamps. The ordinary postage stamps being also used for the purposes of the Stamp Act, it is impossible to separate correctly the collections under these heads.

^d Includes £600 received from Bridgewater Bridge Commissioners and £1226 7s. 6d. escheated

^e Includes £1478 19s. 8d. escheated estates. [estates.]

^f Includes £500 received from Bridgewater Bridge Commissioners.

^g Includes £750 ditto.

^h Includes £270 ditto.

ⁱ For details, see page 86.

^j Amount due by Home Government, which will come under the head of "Reimbursements."

* NOTE.—As the Accounts for 1880 will not be finally closed until 31 December, 1881, this year will have to be revised in next year's Statistics.

WM. H. WINDSOR, Assistant Colonial Treasurer.

EXPENDITURE.—DECENNIAL RETURN.

RETURN of the Expenditure of the Government of Tasmania, including the Scab Act Fund, for the Ten Years ending 31st December, 1880.

1880.]

EXPENDITURE.

	1871.	1872.	1873.	1874.	1875.	1876.	1877.	1878.	1879.	1880.*
	£ s. d.	£ s. d.	£ s. d.	£ s. d.	£ s. d.	£ s. d.	£ s. d.	£ s. d.	£ s. d.	£ s. d.
Legislative	1547 18 6	1260 9 0	1247 8 1	1193 2 3	1118 9 6	1255 2 4	1956 11 6	1423 0 2	1608 11 5	1739 6 9
Civil Establishment	11,537 10 3	10,932 3 10	10,699 0 10	10,870 1 10	11,065 13 3	11,665 9 5	12,864 14 11	12,776 14 9	13,349 4 7	14,602 6 11
Judicial and Legal.....	7560 12 11	7076 1 8	6915 8 1	6967 10 4	7636 8 6	7544 2 11	8941 11 1	^a 13,070 7 0	13,482 0 9	13,817 7 0
Ecclesiastical	8473 5 0	8372 15 1	8122 15 2	8021 3 0	7410 14 6	5343 4 6	4893 11 2	4571 10 2	4084 5 6	2981 10 1
Public Instruction, Science, &c..	16,123 6 9	15,202 5 11	15,302 3 5	16,448 6 8	18,124 17 11	19,601 3 1	20,777 3 8	21,611 18 2	22,438 9 8	22,440 19 1
Charitable Institutions	37,086 10 1	37,752 1 2	38,239 0 11	39,100 19 6	41,370 11 5	44,048 13 10	51,294 1 9	52,077 5 5	49,065 0 1	45,444 0 4
Police	14,726 6 10	13,797 15 7	13,193 1 11	13,002 15 9	13,277 19 10	14,071 12 0	14,970 7 2	^b 13,157 2 6	13,972 12 5	13,754 7 2
Gaols and Penal Establishments	21,609 19 11	23,547 2 8	20,616 16 9	20,817 12 1	18,658 11 4	19,049 15 4	13,661 3 8	12,159 1 7	10,983 6 10	10,409 13 4
Customs and Excise	6108 18 8	5899 18 3	5506 10 10	5198 14 0	5185 5 9	5225 11 9	5322 6 9	5740 16 8	6291 18 4	7253 14 8
Defences ^c	1330 12 7	112 18 4	—	—	—	—	—	4607 11 0	4975 16 4	3827 16 9
Post Office and Telegraphs	23,315 11 5	22,979 3 8	23,119 6 6	26,435 9 11	26,947 11 2	29,894 11 10	33,854 19 5	36,530 19 10	^d 38,445 3 9	38,971 17 2
Railways	—	6377 11 7	14,903 4 10	17,836 19 7	19,068 12 6	19,387 8 3	19,898 13 4	20,150 1 9	124,887 17 3	47,819 4 4
Lands and Works: ^e										
Crown Lands and Surveys	7714 8 4	5510 3 0	5676 19 9	7449 16 4	8326 4 6	9483 8 3	12,146 4 3	12,025 15 0	9896 18 1	11,032 7 11
Public Works	6541 11 2	4174 19 4	6040 17 9	5810 11 8	8335 15 6	8763 14 6	8914 16 9	^f 16,538 5 11	11,941 10 7	24,565 7 3
Mines	994 18 11	610 3 6	531 18 9	358 2 11	394 1 3	136 16 1	557 1 4	871 7 7	1058 4 9	791 13 9
Pensions and Compensation	14,536 0 3	14,636 2 4	15,129 1 6	15,568 10 0	16,244 10 11	16,616 3 0	15,966 10 2	15,739 15 0	16,628 13 9	16,354 3 5
Interest.....	74,483 13 0	79,503 9 8	84,342 16 1	86,761 6 10	87,226 6 1	87,876 14 0	87,519 9 6	93,832 15 1	93,028 19 3	97,601 15 7
Civil List	14,440 18 3	14,515 5 4	14,509 15 7	14,291 18 4	11,376 0 2	11,324 10 7	11,580 10 6	11,650 0 0	11,749 13 4	10,804 2 11
Immigration ^g	—	—	—	—	—	—	—	—	—	—
Aid to Road Trusts.....	^h 5992 17 6	ⁱ 6547 18 9	^j 7240 11 7	11,037 13 1	^k 9605 8 8	^l 10,502 9 6	^m 9337 5 4	ⁿ 13,676 12 2	^o 11,283 0 2	6340 18 1
Ditto Municipalities	5638 8 1	5371 10 8	4720 9 5	4483 2 3	4782 19 7	4472 16 2	5084 5 0	4591 19 3	5274 18 8	3400 18 9
Miscellaneous ^p	5657 9 6	4813 4 0	5325 3 4	10,618 6 3	^q 16,708 11 8	11,736 18 10	9006 10 11	8639 13 6	13,226 3 5	11,758 14 11
Estimated outstanding Expenditure	—	—	—	—	—	—	—	—	—	5000 0 0
Scab Act Fund.....	285,420 17 11	289,002 3 4	301,882 11 1	322,271 17 7	332,864 14 0	338,001 6 2	348,547 18 2	375,442 12 6	477,672 8 11	410,712 6 2
Redemption of Loans.....	1841 4 10	1871 18 7	2564 13 9	2923 9 4	3225 4 4	3888 3 7	3912 18 10	3789 3 6	3543 9 7	3032 7 6
TOTAL.....	287,262 2 9	290,874 1 11	303,947 4 10	325,195 6 11	388,089 18 4	341,889 9 9	352,460 17 0	379,231 16 0	481,215 18 6	423,744 13 8

^a Includes payments under head of Magistracy, which were formerly included under head of "Police."

^b Payments for Magistracy being now shown separately in Estimates are included under head of "Judicial."

^c From 1872 to 1877 the only expenditure has been included under the head of "Powder Magazines and Batteries;" and as it is impossible to separate the amount paid on account of Magazines and Batteries, the full amount is placed under the head of Miscellaneous.

^d Includes £73,544 15s. 10d., arrears of interest to Main Line Railway Company charged to 1879.

^e In 1871 the Survey and Public Works Department were amalgamated under the head of Lands and Works. The total departmental expenditure from 1871 to 1878 is placed against Crown Lands and Surveys. From 1879 the cost is again separated.

^f Includes £6800 Treasury Bills paid off, being for Public Works under Acts 40 Vict. No. 4 and 41 Vict. No. 10, made payable out of Revenue. These Treasury Bills are now provided for by Act 43 Vict. No. 19; and the amount appears under the head of Miscellaneous Receipts in 1879, the Accounts for 1878 having been finally closed before the passing of this Act.

^g All expenditure under this head is provided for by Loans Act, and is not therefore included in this Return.

^h Total amount of reserve available for payment of Road Trust for 1871.

ⁱ Total amount of reserve available for payment of Road Trusts for 1872, and also includes a payment of £75 13s. 6d. to Deloraine Road Trust on account of arrears transferred to this year.

^j Includes £1873 0s. 11d., being excess of payments to Road Trusts over available reserves for years 1871 and 1872, transferred to this year.

^k Includes £18 16s. 2d., payment to Longley Road Trust on account of the year 1874, made in 1876.

^l Includes payments to Road Trusts for 1875 made in 1877.

^m Includes all Road Trust claims for 1877 paid during 1878, and also arrears of 1876, £1526 12s. 4d.

ⁿ Includes all Road Trust claims for 1878 paid during 1879, and also arrears of 1876 and 1877, £4123 14s. 1d.

^o Includes arrears of 1877 and 1878 paid in 1880, £3083 17s. 7d.

^p For details, see p. 86.

^q Includes £6046 14s. 2d. for repairs, furniture, &c. for Government House.

^r Treasury Bills issued in 1874 and redeemed in 1875.

^s Treasury Bills, under 43 Vict. No. 6, redeemed.

* NOTE.—As the Accounts for 1880 will not be finally closed until 31 December, 1881, this year will have to be revised in next year's Statistics.

WM. H. WINDSOR, Assistant Colonial Treasurer.

86

REVENUE AND EXPENDITURE, 1880.

*RETURN showing the Details of "Miscellaneous" Services on the preceding
Tables of Revenue and Expenditure.*

Revenue.		£	s.	d.
Unclaimed Intestate Estates		1	2	10
Sale of Government Property		117	10	1
Bridgewater Commissioners		61	13	5
Miscellaneous Receipts, and Receipts on account of 1880 in 1881		600	2	0
		£780	8	4
Expenditure.		£	s.	d.
His Excellency the Governor's Establishment (exclusive of salary)		2013	9	2
Inquests		126	13	6
Salmon and Trout Breeding Establishment		292	14	6
Repairs to Public Buildings generally		1003	10	10
Repairs and Furniture for Parliamentary Buildings		158	19	4
Furniture Public Offices		565	17	0
Cost of Parliamentary and other Papers		115	18	11
Newspapers for record		7	17	6
Expenses taking Jury Lists		53	0	0
Ditto collecting Rural Police Rates		210	14	10
Ditto revising Valuation Rolls		152	3	6
Ditto collection of Stock and Crop Returns		314	4	7
Ditto Crime Returns		48	8	6
Inspection of imported Cattle		83	15	1
Expenses under "Merchant Ships Officers Examination Act" ..		41	5	8
Commission and charges for payment of principal and interest on Debentures in London		265	10	1
Premium of Exchange on remittances to London		688	8	6
Advertising Claims to Grants		23	12	0
Stamps for Grant Deeds and Agreements		104	0	0
Cost of English and Intercolonial telegrams and advertising Government Notices		199	16	10
Aid to Ferry running between Hobart and Kangaroo Point ..		200	0	0
Expenses in connection with Sydney International Exhibition ..		525	0	0
Commission on collection of Carriage Duties		76	8	0
Interest on overdrawn Bank Account		1189	15	11
Unforeseen expenses		385	10	1
Expenses in connection with Time Gun		5	7	0
Port Arthur, expenses of protection		107	12	9
Maintenance of Arthur River Ferry		37	10	0
Expenses in connection with residence for Commodore of Australian Naval Station		202	19	8
In aid of Public Cemetery, New Norfolk		200	0	0
Gratuities to Beecroft family, under 43 Vict. No. 20		265	19	7
Cost of water-mark paper for printing Debentures		67	10	7
Rent of Court House, Beaconsfield		11	0	0
Cost of Supplies sent to Pieman River		23	3	2
Gratuity to Mrs. Gertrude Kenny		250	0	0
Expenses in connection with Melbourne International Exhibition ..		1200	0	0
Cost of disinfectants for distribution		7	8	6
Cost of search for missing boat <i>Strop</i>		14	0	0
Expense detecting smuggling at Launceston		5	0	0
Repayment to Commander Stanley of Duty charged on personal effects		37	7	0
Revenue stamps, new dies, &c.		477	2	4
		£11,758	14	11

CUSTOMS REVENUE.

RETURN showing the Gross Amount of Customs Duties collected in the Colony of Tasmania, and the Quantities of Goods on which they were paid, during the Year 1880.

ARTICLES.	QUANTITY OR VALUE.	AMOUNT.	ARTICLES.	QUANTITY OR VALUE.	AMOUNT.
		£ s. d.			£ s. d.
Spirits—Brandy, gallons	24,028 ¹ / ₂	14,417 0 9	Hardware, 10 per cent. <i>ad valorem</i>	£62,823	6282 6 9
Geneva, gallons	20,771 ¹ / ₂	12,463 4 0	Hops, lbs.	5166	43 1 0
Gin, gallons	705 ¹ / ₂	423 1 2	Cutlery and Platedware, lbs.	1048	26 4 0
Whisky, gallons	11,162 ³ / ₄	6697 19 0	Cutlery, <i>ad valorem</i>	£2097	209 14 6
Rum, gallons	23,393 ¹ / ₂	14,036 0 5	Jewellery and Fancy Goods, ditto	£13,471	1683 18 9
Cordials, gallons	117 ² / ₃	70 12 2	Jewellery, ozs.	517 ¹ / ₂	33 9 6
Perfumed, gallons	232 ² / ₃	200 18 1	Liquorice, lbs.	3404	28 7 4
Tobacco, lbs.	160,488 ¹ / ₂	24,035 15 6	Live Stock—Cattle, No.	1708	2562 0 0
Cigars, lbs.	10,581 ¹ / ₂	2645 7 6	Sheep, No.	11,193	839 9 6
Snuff, lbs.	837	209 5 0	Malt Liquors, in wood, gallons..	5017	188 2 9
Almonds, lbs.	3790	31 11 8	Doitto, in bottle, ditto	34,366 ¹ / ₂	2147 17 9
Alum, lbs.	2695	5 12 4	Doitto, doz. quarts	1274 ³ / ₄	127 9 4
Arrowroot, lbs.	11,050	92 1 8	Doitto, doz. pints	558	27 18 0
Apparel and Slops, feet	81 ¹ / ₂	20 7 6	Macaroni, lbs.	2497	20 16 2
Bacon and Hams, lbs.	4784	39 17 4	Matches, Lucifer, feet	5824 ¹ / ₂	291 4 6
Beef and Mutton, lbs.	1,047,370	785 13 10	Doitto, Wax Vestas, feet	904 ¹ / ₂	135 13 6
Bagging, yards	6760	2 16 4	Medicines and Drugs, feet	339	84 15 0
Blankets, feet	139 ¹ / ₂	20 18 6	Doitto, <i>ad valorem</i>	£21,656	2165 11 3
Doitto, <i>ad valorem</i>	£3118	311 16 0	Pianofortes, No.	12	60 0 0
Blue, lbs.	37,026	308 11 0	Doitto and Musical Instru-		
Boards and Dressed Timber, 6d.			ments, <i>ad valorem</i>	£6836	683 12 9
per cubic foot, feet	1336	33 8 0	Mustard, lbs.	25,444	212 0 8
Doitto, 5s. per 100 superficial			Malt, bushels	936	46 16 0
feet, sup. feet	376,697	941 16 3	Nuts and Walnuts, lbs.	14,537	121 2 10
Doitto, at 8s. per load, loads ..	18 ¹ / ₂	7 8 0	Oatmeal, lbs.	4448	9 5 4
Doitto, at 1s. 6d. per 100			Oil, gallons	100,119	5005 19 0
superficial feet, feet	8950	6 14 3	Organs and Harmoniums, No. ...	2	5 0 0
Doitto, at 2s. 6d., ditto	358,166	447 15 3	Oilmen's Stores, feet	1149 ¹ / ₂	174 11 6
Doitto, at 1s., ditto	1,180,457	590 5 0	Doitto, <i>ad valorem</i>	£12,133	1213 6 3
Boots and Shoes, feet	567	164 15 0	Paints, lbs.	245,166	513 4 0
Doitto, <i>ad valorem</i>	£32,090	3209 0 0	Pearl Barley, lbs.	18,402	38 6 10
Brushes and Combs, feet	62	15 10 0	Pepper, at 2d., lbs.	11,461	95 10 2
Doitto, <i>ad valorem</i>	£2020	202 1 9	Doitto, at 4d., lbs.	12,852	214 4 0
Butter and Lard, lbs.	54,826	456 17 8	Pickles, dozen quarts	33	4 19 0
Basket and Wickerware, feet	61	3 1 0	Doitto, dozen pints	4490	449 0 0
Doitto, <i>ad valorem</i>	£383	38 5 3	Rice, lbs.	982,972	2047 17 2
Tallow, lbs.	121,895	182 18 6	Papers, &c., at 1s. 6d. per foot, ft.	2173 ¹ / ₂	163 0 3
Candles, lbs.	170,895	1424 2 6	Doitto, 5 per cent. <i>ad valorem</i> ..	£3543	177 4 7
Carbonate of Soda, lbs.	23,141	90 15 10	Doitto, 10 per cent. <i>ad valorem</i> ..	£10,398	1039 16 6
Carpets and Rugs, feet	437	65 11 0	Rope, cwts.	1097 ¹ / ₂	82 6 8
Doitto, <i>ad valorem</i>	£5667	566 14 4	Twine, lbs.	26,517	110 9 9
Carriages, 4 wheels, No.	22	220 0 0	Salt and Saltpetre, cwts.	15,871 ¹ / ₂	1190 7 0
Carriages, 2 wheels, No.	2	10 0 0	Saddlery and Leatherware, feet ..	248 ¹ / ₂	49 14 0
Cheese, lbs.	116	0 19 4	Doitto, <i>ad valorem</i>	£9514	951 8 6
Chicory, lbs.	60,110	933 17 7	Sago, lbs.	37,296	310 16 0
Coals and Coke, tons	19,057 ¹ / ₂	952 17 3	Sauces, dozen pints	171	25 13 0
Cocoa and Chocolate, lbs.	64,640	808 0 0	Doitto, half ditto	1213	121 6 0
Coffee, Raw, lbs.	73,762	922 0 6	Shot, lbs.	10,654	44 7 10
Doitto, Roasted, lbs.	11,814	196 18 0	Soap, at 1d., lbs.	19,698	82 1 6
Confectionery, feet	392 ¹ / ₂	58 17 6	Doitto, at 3d., lbs.	11,639	145 9 9
Doitto, <i>ad valorem</i>	£6406	640 12 6	Seeds, lbs.	16,010	33 7 3
Corn Flour, feet	354	35 8 0	Soda Crystals, lbs.	114,187	195 2 11
Corn Sacks, No.	296,815	901 5 3	Spices, lbs.	6924	115 8 0
Coppers and Bluestone, lbs.	16,929	29 8 10	Spirits, Methylated, gallons	346	51 18 0
Coir Matting, feet	231	5 15 6	Stationery, feet	291 ¹ / ₂	58 6 0
Drapery, feet	3398	878 16 3	Doitto, <i>ad valorem</i>	£11,379	1137 18 3
Earthen and Glassware, feet	7705 ¹ / ₂	288 19 2	Sulphur, lbs.	13,706	28 11 1
Doitto, <i>ad valorem</i>	£12,521	1252 2 3	Starch, lbs.	89,874	374 9 6
Fabrics—Cottons, Woollens, and			Sugar, cwts.	84,428	5,328 8 0
Silks, <i>ad valorem</i>	£331,813	33,181 6 9	Doitto, Loaf and Crushed, lbs. ...	105,240	438 10 0
Fish, Dried, lbs.	24,954	100 3 9	Molasses, cwts.	420 ¹ / ₂	73 13 3
Flour, Wheat, lbs.	58,300	29 3 0	Tapioca, lbs.	7731	64 8 6
Fruits, Dried, lbs.	421,346	3454 0 5	Tartaric Acid, lbs.	5598	93 6 0
Furniture, feet	1063 ¹ / ₂	106 7 0	Tea, lbs.	725,254	18,131 7 0
Doitto, <i>ad valorem</i>	£7561	756 1 9	Turpentine, gallons	1030	51 10 0
Ginger, lbs.	13,267	207 9 6	Tubs and Buckets, No.	5834	72 18 6
Glass, feet	575	1 7 9	Toys, feet	106 ¹ / ₂	5 7 0
Doitto, <i>ad valorem</i>	£2124	212 8 6	Doitto, <i>ad valorem</i>	£1627	162 13 9
Glue, lbs.	10,459	43 11 7	Varnish, gallons	1355 ¹ / ₂	100 17 3
Grain—Maize, lbs.	189,234	78 17 4	Vinegar, ditto	21,563 ¹ / ₂	512 7 2
Wheat, lbs.	228,690	95 5 10	Wines in wood, gallons	16,066 ¹ / ₂	2653 0 0
Gunpowder, lbs.	9408	235 4 0	Doitto in bottle, ditto	3241 ¹ / ₂	972 10 0
Doitto, Blasting, lbs.	29,950	124 15 10	Doitto in bottle, dozen quarts ..	160	48 0 0
Gunny Bags, No.	172,754	347 19 2	Doitto, ditto, pints	5	0 15 0
Hats and Caps, feet	61	15 5 0	Woollens, feet	33	8 5 0
Hardware, &c., at 6d. and 1s. per			Wool Packs, No.	38,809	646 16 4
cwt., cwts.		35 17 3	Works of Art	£1697	168 11 11
Doitto, at 9d., ditto	21,154 ¹ / ₂	793 6 10	<i>Ad valorem</i> Goods, 10 per cent. ..	£10,151	1615 2 2
Doitto, at 2s. 6d. per cwt.	11,631 ¹ / ₂	1453 19 6	Doitto, 20 per cent.	£1531	306 5 6
Hardware, 5 per cent. <i>ad valorem</i> ..	£22,950	1147 14 7			
Doitto, 5s. per cwt., cwts.	1794 ¹ / ₂	448 13 9			
					£222,282 3 6

[Extracted from a Statement compiled by the Collector of Customs.]

E. C. NOWELL, Government Statistician.

IMPERIAL EXPENDITURE.

STATEMENT of Imperial Expenditure during the Year 1880.

	£	s.	d.
Treasury Services	3308	14	11
Army Services	13,298	2	11
Convict Services	533	10	10
TOTAL	£17,140	8	8

C. T. BELSTEAD.

Imperial Office, Hobart,
5th January, 1881.

COURSE OF EXCHANGE, &c.

RETURN showing the Rates of Exchange with London and the Australasian Colonies, and the Rate of Discount and Interest, in the Year 1880.

EXCHANGE ON LONDON, at 60 days' sight.

For Mail of—	Buy Mercantile Bills at—	Sell Bank Bills at—
January	$\frac{1}{4}$ per cent. discount.	1 per cent. premium.
February	$\frac{1}{4}$ " "	1 " "
March	$\frac{1}{4}$ " "	1 " "
April	$\frac{1}{4}$ " "	1 " "
May	$\frac{1}{4}$ " "	1 " "
June	$\frac{1}{4}$ " "	1 " "
July	$\frac{1}{4}$ " "	1 " "
August	$\frac{1}{4}$ " "	1 " "
September	$\frac{1}{4}$ " "	1 " "
October	$\frac{1}{4}$ " "	1 " "
November	$\frac{1}{4}$ " "	1 " "
December	$\frac{1}{4}$ " "	1 " "

EXCHANGE ON THE OTHER COLONIES. At sight or on demand.

	Purchasing Rate.	Selling Rate.
Victoria	$\frac{1}{4}$ per cent. discount.	$\frac{1}{2}$ per cent. premium.
New South Wales	$\frac{1}{2}$ " "	$\frac{1}{2}$ " "
South Australia	$\frac{1}{2}$ " "	1 " "
Queensland	$\frac{1}{2}$ " "	1 " "
New Zealand	$\frac{3}{4}$ " "	$\frac{3}{4}$ " "

RATES OF DISCOUNT.

	1 Jan. to 23 Aug.	24 Aug. to 31 Dec.
Bills having a currency of 95 days and under	8 per cent.	7 per cent.
" " beyond 95 days	9 " "	8 " "

INTEREST ALLOWED ON FIXED DEPOSITS.

	1 Jan. to 10 Feb.	11 Feb. to 21 Aug.	22 Aug. to 31 Dec.
Deposited for 3 months	4 per cent.	3 per cent.	2 per cent.
" 6 "	5 " "	4 " "	3 " "
" 12 "	6 " "	5 " "	4 " "

[The information for this Return was furnished by the Manager of the Union Bank of Australia.]

E. C. NOWELL, Government Statistician.

BANKS.

RETURN of the Assets and Liabilities of the under-mentioned Banks of the Colony, for the Four Quarters of the Year 1880.

BANKS.	ASSETS.					LIABILITIES.				
	Specie and Bullion.	Landed Property.	Balances due from other Banks.	Debts due to Banks, including Notes, Bills of Exchange, Stock, and Funded Debts.	TOTAL.	Notes in Circulation.	Bills in Circulation.	Balances due to other Banks.	Deposits.	TOTAL.
	£ s. d.	£ s. d.	£ s. d.	£ s. d.	£ s. d.	£ s. d.	£ s. d.	£ s. d.	£ s. d.	£ s. d.
FIRST QUARTER.										
Bank of Australasia.....	83,615 15 0	10,406 3 6	—	113,804 5 10	207,826 4 4	17,583 16 11	2872 1 9	2128 10 2	381,228 1 10	403,812 10 8
Commercial Bank	107,602 7 2	13,000 0 0	153,201 1 5	796,591 19 11	1,070,395 8 6	59,811 0 0	—	—	822,688 0 10	882,494 0 10
Bank of Tasmania	9143 13 11	—	3051 6 6	103,811 18 1	116,006 18 6	7509 0 0	—	—	59,224 9 2	66,733 9 2
Union Bank of Australia	93,152 15 9	10,500 0 0	—	300,381 16 10	404,034 12 7	24,592 0 0	2802 1 8	—	562,172 2 2	589,566 3 10
Bank of Van Diemen's Land	51,854 6 7	2750 0 0	*23,965 9 6	384,440 19 10	463,010 15 11	21,046 0 0	—	1438 1 10	295,060 6 1	317,544 7 11
	345,368 18 5	36,656 3 6	180,217 17 5	1,699,031 0 6	2,261,273 19 10	130,541 16 11	5674 3 5	3566 12 0	2,120,368 0 1	2,260,150 12 5
SECOND QUARTER.										
Bank of Australasia.....	87,474 16 4	10,794 2 1	1 3 0	113,285 19 10	211,556 1 3	16,819 6 2	1831 4 2	1289 6 1	389,780 1 7	409,719 18 0
Commercial Bank	135,653 14 7	13,000 0 0	112,114 4 8	801,966 5 5	1,062,734 4 8	61,138 0 0	—	—	819,131 6 11	880,259 6 11
Bank of Tasmania	11,924 4 9	—	3482 0 9	104,545 3 7	119,951 9 1	7994 0 0	—	—	61,811 8 2	69,805 8 2
Union Bank of Australia	104,020 13 8	10,500 0 0	—	263,581 19 1	378,102 12 9	25,783 0 0	2428 6 10	—	559,929 2 2	588,140 9 0
Bank of Van Diemen's Land	47,629 9 2	2750 0 0	*20,976 13 10	380,580 14 4	451,936 17 4	21,247 0 0	—	2116 8 0	282,013 11 3	305,376 19 3
	386,702 18 6	37,044 2 1	136,574 2 3	1,663,960 2 3	2,224,281 5 1	132,981 6 2	4259 11 0	3405 14 1	2,112,655 10 1	2,253,302 1 4
THIRD QUARTER.										
Bank of Australasia.....	124,042 4 0	9808 18 0	—	106,096 6 4	239,947 8 4	15,897 16 11	804 5 7	2929 18 4	397,565 6 11	417,197 7 9
Commercial Bank	179,470 7 9	13,000 0 0	14,843 14 3	827,691 16 9	1,035,005 18 9	57,332 16 11	—	3811 10 7	786,334 10 5	847,478 17 11
Bank of Tasmania	8536 15 0	—	824 8 9	106,948 4 7	116,309 8 4	7236 0 0	—	—	69,122 5 2	76,358 5 2
Union Bank of Australia	128,872 4 7	10,500 0 0	—	249,460 5 9	388,832 10 4	24,019 0 0	2269 15 2	—	555,774 13 4	582,063 8 6
Bank of Van Diemen's Land	49,847 1 8	7500 0 0	*15,703 11 6	272,912 6 0	345,962 19 2	18,598 0 0	—	1763 12 4	261,289 17 0	281,651 9 4
	490,768 13 0	40,808 18 0	31,371 14 6	1,563,108 19 5	2,126,058 4 11	123,083 13 10	3074 0 9	8505 1 3	2,070,086 12 10	2,204,749 8 8
FOURTH QUARTER.										
Bank of Australasia.....	114,167 10 7	9857 2 11	—	106,848 6 4	230,872 19 10	15,252 12 3	1559 6 0	2277 7 10	381,471 4 7	400,560 10 8
Commercial Bank	165,430 5 5	13,000 0 0	72,630 9 11	853,638 19 5	1,109,699 14 9	58,143 1 6	—	3718 11 1	861,212 2 10	923,073 15 5
Bank of Tasmania	10,610 3 0	—	456 9 0	104,687 2 11	115,753 14 11	7957 0 0	—	—	62,133 8 9	70,090 8 9
Union Bank of Australia	128,190 10 6	10,500 0 0	—	253,623 1 7	392,313 12 1	23,735 0 0	3598 5 7	—	569,202 5 3	596,535 10 10
Bank of Van Diemen's Land	65,036 13 2	7500 0 0	*9124 3 5	284,686 18 11	366,347 15 6	17,354 0 0	283 17 0	8676 5 0	248,072 4 4	274,386 6 4
	483,435 2 8	40,857 2 11	82,211 2 4	1,608,484 9 2	2,214,987 17 1	122,441 13 9	5441 8 7	14,672 3 11	2,122,091 5 9	2,264,646 12 0

* Agencies.

[Compiled from Returns published in the Gazette.]

E. C. NOWELL, Government Statistician.

BANKS.—DECENNIAL RETURN.

QUARTER ENDING 31st DECEMBER,										
	1871.	1872.	1873.	1874.	1875.	1876.	1877.	1878.	1879.	1880.
Number of Banks in Tasmania } furnishing Returns pursuant to Act of Parliament	5	5	5	5	5	5	5	5	5	5
LIABILITIES.										
Notes in circulation.....	£ 75,717 3 1	£ 78,850 16 3	£ 101,851 0 9	£ 107,487 9 3	£ 105,236 7 8	£ 117,558 1 6	£ 129,655 4 3	£ 122,588 3 1	£ 125,830 4 6	£ 122,441 13 9
Bills in circulation	2028 9 0	6827 8 0	2282 0 9	3778 6 8	3699 8 6	2695 17 0	2567 17 0	5527 19 9	7092 17 1	5441 8 7
Balances due to other Banks....	23,814 1 8	4098 15 5	4342 4 8	2613 2 8	4240 5 7	2582 5 10	4157 6 5	6378 11 11	4611 19 7	14,672 3 11
Deposits	658,098 10 6	739,557 7 7	858,784 7 8	1,106,101 9 5	1,277,585 2 0	1,463,007 13 10	1,726,630 2 6	1,878,003 19 1	1,983,593 19 1	2,122,091 5 9
TOTAL.....	759,658 4 3	829,334 7 3	967,259 13 10	1,219,980 8 0	1,390,761 3 9	1,585,843 18 2	1,863,010 10 2	2,007,498 13 11	2,121,129 0 3	2,264,646 12 0
ASSETS.										
Specie and Bullion	173,425 13 8	207,327 7 10	251,133 12 4	239,134 9 7	245,458 12 6	256,498 13 9	305,904 1 10	302,711 19 6	323,624 17 9	483,435 2 8
Landed Property.....	34,500 0 0	34,500 0 0	35,743 0 0	38,500 0 0	41,020 18 5	39,245 6 0	33,250 0 0	35,500 0 0	35,761 15 8	40,857 2 11
Balances due from other Banks..	6545 3 1	34,424 9 2	35,170 10 4	43,864 5 9	14,920 19 3	28,881 2 7	41,364 14 4	114,740 6 10	58,237 0 10	82,211 2 4
Debts due to Banks*	1,038,933 4 11	894,132 2 11	986,186 19 11	1,197,751 12 4	1,245,215 9 2	1,357,198 1 8	1,516,175 11 7	1,648,980 6 7	1,740,576 18 3	1,608,464 9 2
TOTAL.....	1,253,404 1 8	1,170,383 19 11	1,308,234 2 7	1,519,250 7 8	1,546,621 19 4	1,681,823 4 0	1,896,694 7 9	2,101,932 12 11	2,158,200 12 9	2,214,987 17 1

* Including Notes, Bills of Exchange, Stock, and Funded Debts.

E. C. NOWELL, *Government Statistician.*

SAVINGS' BANKS.

RETURN showing the ASSETS and LIABILITIES of the SAVINGS' BANKS in the Colony, for the Year 1880-81.

1880-1

SAVINGS' BANKS.

91

WHERE SITUATED.	ASSETS.							LIABILITIES.				Total Amount received from Depositors during the Half Year.	Total Amount of Repayments to Depositors during the Half Year.
	Amount lent on Mortgage.	Amount lent on Debentures.	Cash deposited in other Banks, and on hand.	Interest due on Loans, &c.	Insurance due on Loans.	Bank Premises.	TOTAL.	Amount to Credit of Depositors.	Amount to Credit of Reserve Fund.	Amount to Credit of Profit and Loss.	TOTAL.		
	£ s. d.	£ s. d.	£ s. d.	£ s. d.	£ s. d.	£ s. d.	£ s. d.	£ s. d.	£ s. d.	£ s. d.	£ s. d.	£ s. d.	£ s. d.
HALF YEAR TO 31 AUGUST, 1880													
Hobart	111,385 0 0	52,800 0 0	68,019 18 8	4193 6 2	7 3 10	1200 0 0	237,555 8 8	202,135 19 6	30,326 12 10	5092 16 4	237,555 8 8	59,125 7 4	58,222 8 4
Launceston	47,785 0 0	17,250 0 0	34,907 11 5	843 19 5	8 8 9	2000 0 0	102,794 19 7	97,361 14 0	5346 16 3	86 9 4	102,794 19 7	33,163 4 8	32,770 3 9
Total	159,120 0 0	70,050 0 0	102,927 10 1	5037 5 7	15 12 7	3200 0 0	340,350 8 3	299,497 13 6	35,673 9 1	5179 5 8	340,350 8 3	92,288 12 0	90,992 12 1
HALF YEAR TO 28 FEBRUARY, 1881.													
Hobart	116,185 0 0	34,800 0 0	89,771 19 4	4852 9 3	14 5 5	1200 0 0	246,773 14 0	210,771 10 11	30,913 10 6	5088 12 7	246,773 14 0	64,688 14 6	56,053 3 1
Launceston	60,785 0 0	17,250 0 0	24,104 1 0	1119 0 9	14 7 5	2000 0 0	105,272 9 2	99,309 5 2	5809 12 3	153 11 9	105,272 9 2	34,179 12 2	32,232 1 0
Total	176,920 0 0	52,050 0 0	113,876 0 4	5971 10 0	28 12 10	3200 0 0	352,046 3 2	310,080 16 1	36,723 2 9	5242 4 4	352,046 3 2	98,868 6 8	88,285 4 1

NUMBER OF ACCOUNTS.

Place and Period.	No. on Books with Balances (not including such as consisted of Interest only) of					Opened	Closed
	Above £100.	From £50 to £100.	From £10 to £50.	Under £10.	TOTAL.	During Half-year.	
HALF YEAR TO 31 AUGUST, 1880							
Hobart	633	1215	1454	4053	7355	671	768
Launceston	254	375	1258	3980	5867	522	331
	887	1590	2712	8033	13,222	1193	1099
HALF YEAR TO 28 FEB., 1881.							
Hobart	694	677	1904	4234	7509	640	486
Launceston	257	376	1251	4127	6011	470	326
	951	1053	3155	8361	13,520	1110	812

[Compiled from Returns published in the Gazette, and from information supplied by the respective Actuaries.]

E. C. NOWELL, Government Statistician.

SAVINGS' BANKS.—DECENNIAL RETURN.

DATE.	NUMBER OF ACCOUNTS.*			AMOUNT TO CREDIT OF DEPOSITORS.						AVERAGE AMOUNT OF DEPOSITORS' BALANCES.		
	Hobart.	Launceston.	TOTAL.	Hobart.	Launceston.	TOTAL.	Hobart.	Launceston.	The whole Colony.	Hobart.	Launceston.	The whole Colony.
End of February, 1872.....	—	—	—	£ 159,521 s. 12 d. 5	£ 64,746 s. 12 d. 8	£ 224,268 s. 5 d. 1	£ — s. — d. —	£ — s. — d. —	£ — s. — d. —	£ — s. — d. —	£ — s. — d. —	£ — s. — d. —
„ 1873.....	5334	3603	8937	166,880 13 2	68,100 2 3	234,980 15 5	31 5 9	18 18 0	26 5 10	31 5 9	18 18 0	26 5 10
„ 1874.....	5746	3945	9691	189,699 4 10	79,907 19 8	269,607 4 6	33 0 3	20 5 1	27 16 5	33 0 3	20 5 1	27 16 5
„ 1875.....	6250	4114	10,364	196,157 8 10	79,201 1 0	275,358 9 10	31 7 8	19 5 0	26 11 4	31 7 8	19 5 0	26 11 4
„ 1876.....	6671	4537	11,208	207,241 12 2	81,981 7 3	289,222 19 5	31 1 4	18 1 5	25 16 1	31 1 4	18 1 5	25 16 1
„ 1877.....	6718	4796	11,514	213,462 14 4	88,809 18 4	302,272 12 8	31 15 6	18 10 4	26 5 0	31 15 6	18 10 4	26 5 0
„ 1878.....	7111	5150	12,261	215,983 14 0	95,456 18 4	311,440 12 4	30 7 6	18 10 8	25 8 0	30 7 6	18 10 8	25 8 0
„ 1879.....	7364	5400	12,764	211,804 8 5	96,584 11 11	308,389 0 4	28 15 2	17 17 8	24 3 2	28 15 2	17 17 8	24 3 2
„ 1880.....	7452	5676	13,128	201,233 0 6	96,968 13 1	298,201 13 7	27 0 0	17 1 8	22 14 4	27 0 0	17 1 8	22 14 4
„ 1881.....	7509	6011	13,520	210,771 10 11	99,309 5 2	310,080 16 1	28 1 4	16 10 4	22 18 8	28 1 4	16 10 4	22 18 8

* Not given in the Returns for the year 1872.

E. C. NOWELL, *Government Statistician.*

POST OFFICE MONEY ORDERS.

A RETURN showing the Number and Amount of Post Office Money Orders issued and paid, and Amount of Commission collected, at the respective Money Order Offices in Tasmania during the Years 1879-80.

OFFICE.	No. of Orders issued.		Amount of Orders issued.		No. of Orders paid.		Amount of Orders paid.		Commission.	
	1879.	1880.	1879.	1880.	1879.	1880.	1879.	1880.	1879.	1880.
Hobart.....	2967	3096	£ 10,961 19 6	£ 11,149 14 2	5023	6152	£ 17,164 13 5	£ 20,602 19 8	£ 198 18 6	£ 201 14 0
Avoca ^a	—	44	—	101 8 2	—	6	—	10 12 6	—	1 8 0
Beaconsfield.....	879	873	2928 8 8	2865 7 1	78	116	275 11 0	364 16 2	41 16 0	40 5 6
Bishopsbourne ^a	—	10	—	39 5 4	—	1	—	5 0 0	—	0 9 6
Blue Tier ^a	—	67	—	233 8 3	—	3	—	4 10 0	—	2 11 0
Bothwell.....	121	147	375 12 0	454 17 4	69	63	270 16 5	249 7 7	4 17 6	6 11 0
Bowood.....	21	21	51 5 7	55 1 9	2	6	4 10 0	26 15 2	0 18 0	1 4 0
Branxholm ^a	—	35	—	122 5 3	—	6	—	31 0 7	—	1 12 0
Bream Creek ^a	—	9	—	24 7 10	—	1	—	2 19 6	—	0 6 0
Bridgewater, North ^a	—	1	—	0 4 0	—	—	—	—	—	0 1 0
Brighton.....	140	119	587 6 9	470 0 10	62	56	216 1 5	233 17 0	6 4 6	5 18 0
Broadmarsh, Upper ^a	—	4	—	9 6 0	—	1	—	1 16 10	—	0 4 6
Brown's River ^a	—	13	—	42 7 1	—	9	—	36 3 0	—	0 10 0
Burnie.....	290	313	843 5 1	864 12 11	105	167	345 8 5	414 14 7	12 1 6	13 5 0
Campbell Town.....	211	233	481 9 0	551 0 2	136	143	562 4 4	528 15 10	8 3 6	8 16 0
Carrick.....	29	45	104 0 8	126 16 3	11	29	36 5 5	86 6 5	1 13 0	2 4 0
Chudleigh.....	32	182	102 9 6	494 1 8	3	22	8 18 8	96 13 5	1 0 0	5 9 0
Circular Head.....	302	260	946 4 10	781 14 11	96	116	409 7 2	371 0 2	14 18 0	12 14 6
Cranbrook ^a	—	4	—	13 13 10	—	—	—	—	—	0 3 0
Cressy.....	26	77	57 18 8	205 15 0	3	18	6 4 6	30 19 7	0 18 6	2 16 6
Deloraine.....	562	524	2110 19 9	1969 4 1	164	168	591 15 3	573 13 0	21 16 0	20 11 6
Don.....	22	43	54 12 3	107 17 0	4	68	8 3 0	280 0 10	0 17 0	1 18 6
Ellesmere ^a	—	77	—	259 1 10	—	4	—	23 0 0	—	2 15 6
Evandale.....	74	65	151 1 8	126 0 3	52	66	191 0 2	226 18 1	2 15 6	2 14 6
Exton ^a	—	18	—	31 13 11	—	1	—	3 5 0	—	0 13 6
Fingal.....	210	179	733 17 1	569 7 8	67	70	233 6 9	267 19 2	10 7 6	7 9 0
Forcett ^a	—	19	—	42 10 6	—	1	—	0 16 0	—	0 12 0
Formby ^a	—	35	—	68 6 1	—	5	—	11 15 0	—	1 3 0
Forth.....	56	220	168 14 0	621 11 7	8	49	34 5 2	135 7 5	2 8 0	8 14 0
Franklin.....	263	324	794 10 7	1169 13 4	79	94	285 10 9	271 6 1	9 12 0	12 8 0
Geeves Town ^a	—	53	—	169 7 5	—	1	—	10 0 0	—	1 10 6
George's Bay.....	232	250	729 14 7	823 7 6	104	56	387 1 9	180 18 5	8 0 0	9 5 6
George Town.....	186	204	478 14 0	483 14 11	73	76	246 13 0	224 16 10	5 17 0	6 4 0
Glenora ^a	—	26	—	48 10 0	—	4	—	16 8 4	—	0 14 6
Glenorchy.....	27	33	106 2 0	144 11 10	43	35	118 0 11	88 5 7	1 4 0	1 7 6
Gould's Country.....	345	241	1518 15 8	873 0 8	23	11	89 9 4	30 8 6	13 2 0	7 16 0
Green Ponds.....	172	169	592 18 9	604 8 7	36	50	112 6 6	159 7 3	6 18 6	6 15 6
Hagley ^a	—	26	—	64 0 9	—	3	—	13 3 6	—	0 19 0
Hamilton.....	162	136	459 10 7	415 3 3	37	37	84 0 2	99 16 2	5 1 0	4 4 0
Jerusalem.....	140	187	369 13 6	474 2 10	41	34	129 16 8	151 7 4	4 9 6	5 8 0
Kangaroo Point ^a	—	5	—	25 19 0	—	7	—	40 0 0	—	0 5 0
Kentishbury ^a	—	74	—	156 18 5	—	9	—	25 19 4	—	2 9 6
Krushka's Bridge.....	490	890	1954 13 3	4774 18 9	11	31	42 6 2	172 2 17	24 1 0	50 6 0
Latrobe.....	452	414	1925 4 2	1079 19 5	177	286	569 15 3	929 19 3	19 14 0	16 13 0
Launceston.....	2628	2906	9964 16 8	10,335 3 11	3258	4193	10,373 5 6	12,881 6 11	160 2 0	175 3 6
Leven.....	253	315	669 6 9	807 9 3	47	81	152 18 4	361 7 11	9 15 0	11 8 0
Lisdillon ^a	—	24	—	65 1 0	—	4	—	13 2 3	—	0 18 0
Lisle.....	275	488	1301 16 1	2238 7 7	11	19	42 12 4	89 13 6	13 19 6	24 15 0
Longford.....	304	260	1003 10 6	737 13 6	160	165	634 18 11	648 18 0	15 13 0	12 8 0
Macquarie Plains ^a	—	31	—	169 7 10	—	5	—	12 3 9	—	1 3 0
Mount Bischoff.....	1576	1635	6249 8 2	5801 7 10	39	71	126 13 2	318 19 4	82 8 0	77 3 0
New Norfolk.....	390	491	1282 13 2	1068 2 11	132	237	400 15 11	698 17 1	19 4 6	24 11 6
New Town ^a	—	30	—	97 3 1	—	9	—	27 12 0	—	1 17 0
Nine Mile Springs.....	387	758	1143 10 2	2110 6 3	44	67	149 0 9	297 19 0	16 16 6	30 14 0
Northdown ^a	—	9	—	16 7 0	—	4	—	15 5 1	—	0 5 6
Oatlands.....	201	231	498 18 2	388 15 7	74	110	188 11 1	296 15 4	7 9 0	7 4 6
Ouse.....	78	108	218 5 4	253 12 9	6	10	6 7 6	25 15 0	2 7 6	3 11 6
Penguin Creek.....	99	100	229 16 3	188 12 8	10	22	30 0 6	40 3 8	3 8 6	3 1 6
Perth.....	52	77	112 7 3	147 2 11	43	33	97 0 11	95 3 11	1 18 0	2 19 0
Piper's River, Lower ^a	—	15	—	25 12 6	—	—	—	—	—	0 8 6
Port Cygnet.....	177	168	586 6 5	571 0 9	39	40	191 2 10	137 0 6	5 10 6	5 12 0
Port Esperance ^a	—	16	—	33 9 10	—	1	—	0 10 0	—	0 10 6
Prosser's Plains ^a	—	16	—	22 0 3	—	1	—	1 15 0	—	0 10 0
Reedy Marsh.....	174	128	656 8 2	396 10 5	15	6	61 8 3	12 1 3	6 18 6	5 1 0
Richmond.....	82	93	244 9 1	246 6 3	79	86	274 16 10	247 6 9	3 7 0	4 0 0
Ross.....	173	213	445 16 11	461 10 8	56	57	166 7 2	134 17 8	7 3 6	7 12 6
Sandy Bay ^a	—	4	—	13 19 0	—	4	—	8 19 5	—	0 4 6
Shipwright's Point.....	51	99	148 6 6	283 3 1	15	13	70 12 9	64 8 5	1 11 6	3 0 6
Somerset ^b	—	44	—	96 0 5	—	2	—	5 2 0	—	1 13 0
Sorell.....	81	106	230 19 9	294 10 4	53	43	275 2 0	136 7 4	3 4 0	3 16 6
Spring Bay.....	76	66	327 4 2	193 18 3	12	19	34 8 8	62 14 6	3 12 0	2 13 0
St. Leonard's ^a	—	13	—	29 3 0	—	8	—	46 4 2	—	0 15 6
St. Mary's.....	101	161	367 9 3	571 15 10	25	25	115 13 8	99 0 0	4 0 0	5 17 0
Swansea.....	156	161	485 3 5	390 0 5	20	26	80 13 6	100 15 6	6 0 6	6 2 0
Thomas's Plains.....	579	721	3591 18 7	4864 16 2	10	18	106 0 6	107 1 8	37 12 6	50 11 0
Three Hut Point.....	17	13	40 1 0	35 3 10	8	10	35 16 0	56 10 6	0 19 6	0 12 0
Torquay.....	259	179	725 12 1	454 7 0	170	124	749 5 5	479 18 6	10 8 6	6 19 0
Tunbridge ^a	—	21	—	42 15 6	—	3	—	5 13 6	—	0 13 0
Tunnack ^a	—	26	—	73 17 3	—	2	—	10 3 10	—	0 15 6
Victoria ^a	—	2	—	2 19 4	—	6	—	15 15 8	—	0 1 6
Westbury.....	231	201	704 16 10	562 12 8	147	190	448 11 1	588 5 10	11 17 6	9 17 6
Wynyard.....	254	208	934 7 11	604 15 2	38	67	146 17 10	245 5 2	11 4 0	8 4 6
TOTALS.....	17,085	19,902	£ 61,152 10 8	£ 68,948 19 5	11,024	13,862	£ 37,382 13 0	£ 45,423 15 11	£ 874 2 6	£ 983 13 6

^a Opened 1st August, 1880. ^b 1st September, 1880.

POST OFFICE MONEY ORDERS—continued.

RETURN showing the Number and Amount of Money Orders issued in Tasmania, and the Number and Amount of Money Orders drawn on Tasmania, during the Year 1880.

ISSUED IN TASMANIA.			PAYABLE IN TASMANIA.		
Where payable.	Number.	Amount.	Where issued.	Number.	Amount.
		£ s. d.			£ s. d.
Tasmania	10,180	30,404 5 0	Tasmania	10,180	30,404 5 0
New South Wales	854	3120 11 0	New South Wales	841	3327 0 3
New Zealand	368	1787 11 5	New Zealand	667	3130 2 5
Queensland	79	476 5 7	Queensland	169	791 15 8
South Australia	237	741 9 2	South Australia	240	1025 19 4
United Kingdom	1625	6352 12 5	United Kingdom	341	1612 7 0
Victoria	6555	26,040 14 10	Victoria	1461	5067 10 11
Western Australia	4	25 10 0	Western Australia	11	76 10 6
TOTALS	19,902	68,948 19 5	TOTALS	13,910	45,435 11 1

RETURN showing the Number and Amount of Money Orders issued in TASMANIA during the Year 1880, classified according to the Rates of Commission charged thereon.

Inland.		Intercolonial.		United Kingdom of Great Britain and Ireland.				Total.	Amount.
£5 and under.	Between £5 and £10.	£5 and under.	Between £5 and £10.	£2 and under.	Between £2 and £5.	Between £5 and £7.	Between £7 and £10.		
8529	1651	6198	1899	730	559	71	265	19,302	£ 68,948 s. 19 d. 5

RETURN showing the Number and Amount of Money Orders issued and paid in TASMANIA from the Commencement of the System, 1st May, 1865, to 31st December, 1880; together with the Amount of Commission collected on Orders issued in the Colony.

Period.	No. of Orders issued.	Amount of Commission.	Amount of Orders issued.	No. of Orders paid.	Amount of Orders paid.	Total Amount of Transactions.
		£ s. d.	£ s. d.		£ s. d.	£ s. d.
1865	1201	85 18 6	4485 1 2	741	2824 10 7	7309 11 9
1866	2856	192 10 6	11,274 19 3	2030	8669 11 5	19,944 10 8
1867	3319	214 0 0	11,729 0 11	2412	10,332 17 5	22,061 18 4
1868	3376	221 10 0	13,070 1 9	2512	10,719 1 9	23,789 3 6
1869	4398	270 2 0	16,667 10 1	3135	12,990 16 4	29,658 6 5
1870	5193	315 19 0	19,337 17 7	3722	14,550 10 7	33,888 8 2
1871	5685	322 13 6	21,015 19 3	4411	16,467 13 7	37,483 12 10
1872	5820	317 6 6	21,171 0 3	5102	19,025 1 9	40,196 2 0
1873	6572	359 3 6	24,192 19 10	5534	21,108 3 5	45,301 3 3
1874	7131	396 10 0	27,063 4 5	5908	22,067 7 7	49,730 12 0
1875	7559	422 5 0	28,115 8 4	6179	22,218 9 10	50,333 18 2
1876	8851	478 17 0	32,426 10 7	6953	25,559 5 5	57,985 16 0
1877	13,068	687 9 6	47,273 12 0	8544	30,577 2 4	77,850 14 4
1878	15,237	781 15 0	54,009 10 2	9983	35,117 2 10	90,026 13 0
1879	17,065	874 2 6	61,152 10 8	11,024	37,982 13 0	98,535 3 8
1880	19,902	983 13 6	68,948 19 5	13,862	45,423 15 11	114,372 15 4

NOTE.—During the year 1880 the Money Order System was extended to 30 additional Offices.

THOS. H. MAGRATH, Controller.

PUBLIC DEBT.

RETURN showing the Public Debt of the Colony of Tasmania on the 31st December, 1880.

How Loans were raised.	For what purposes incurred.	Original Amount of Debt authorised.	Amount paid off.	Amount of Debt on 1 January, 1880.	Amount borrowed during the Year.	Amount repaid during the Year.	Amount of Debt on 31 December, 1880.	Rate of Interest.	Amount of Interest paid during the Year.
		£ s. d.	£ s. d.	£ s. d.	£ s. d.	£ s. d.	£ s. d.		£ s. d.
By Debentures under Acts of the Legislature	For Public Works, &c.	743,528 18 1	—	722,428 18 1	16,500 0 0	—	738,928 18 1	£943,700 at 6 per cent., £300,000 at 4 per cent., the rest at 5 per cent.	96,704 5 7
	For Immigration	200,000 0 0	—	194,000 0 0	1100 0 0	—	195,100 0 0		
	For Launceston and Western Rail- way	460,000 0 0	—	460,000 0 0	—	—	460,000 0 0		
	For Main Line Railway Interest during construction...	91,000 0 0	—	91,000 0 0	—	—	91,000 0 0		
	To commute State Aid to Religion	100,000 0 0	—	100,000 0 0	—	—	100,000 0 0		
	For payment of old Debt to Im- perial Government	30,500 0 0	—	30,500 0 0	—	—	30,500 0 0		
	For deficiency of General Revenue previous to 31 December, 1866..	252,371 1 11	95,500 0 0	156,871 1 11	—	—	156,871 1 11		
By Treasury Bills, ditto	In aid of Land Fund	52,000 0 0	52,000 0 0	—	—	—	—		
	To meet certain charges on the Consolidated Revenue...	50,000 0 0	50,000 0 0	—	—	—	—		
	Ditto ditto.....	20,800 0 0	20,300 0 0	7000 0 0	—	6500 0 0	500 0 0		
	Ditto ditto.....	100,000 0 0	19,200 0 0	25,000 0 0	75,000 0 0	19,200 0 0	80,800 0 0		
	Ditto ditto.....	90,000 0 0	—	—	90,000 0 0	—	90,000 0 0		
		2,190,200 0 0	237,000 0 0	1,786,800 0 0	182,600 0 0	25,700 0 0	1,943,700 0 0		

WM. H. WINDSOR, *Assistant Colonial Treasurer.*

PUBLIC DEBT.

DECENNIAL RETURN of the Public Debt of the Government of Tasmania on 31 December.

<i>Years.</i>	<i>Debentures.</i>	<i>Treasury Bills.</i>	<i>TOTAL.</i>	<i>Rate per Head of Population.</i>
	£	£	£	£ s. d.
1871.....	1,315,200	—	1,315,200	12 18 5
1872.....	1,382,300	30,000	1,412,300	13 14 5
1873.....	1,471,100	25,000	1,496,100	14 7 1½
1874.....	1,454,700	51,000	1,505,700	14 9 0½
1875.....	1,489,400	—	1,489,400	14 7 4½
1876.....	1,520,500	—	1,520,500	14 8 3½
1877.....	1,541,300	48,405	1,589,705	14 16 7½
1878.....	1,724,500	14,000	1,738,500	15 16 11½
1879.....	1,754,800	32,000	1,786,800	15 17 0
1880.....	1,772,400	171,300	1,943,700	16 18 8½

NOTE.—The rate per head in this Return has been calculated on the Population on 31 December, and not on the mean Population.

E. C. NOWELL, *Government Statistician.*

TAXES, DUTIES, FEES, &c.

SCHEDULE of Taxes, Duties, Fees, Licences, and all other fixed Sources of the Public Revenue in 1880, specifying the respective Laws or Authorities under which they are derived.

Authority under which levied, or by which legalised.	Specification of Taxes, Duties, Fees, &c.		Authority under which originally established.	At what Period.
	LEGISLATIVE COUNCIL.			
Standing Orders.	On introduction of every Private Bill	£ s. d. 20 0 0	Standing Orders of the Council.	5 Sept. 1859.
	HOUSE OF ASSEMBLY.			
Ditto.	On introduction of every Private Bill	25 0 0	Standing Orders of the House	4 June, 1857.
	COLONIAL SECRETARY'S OFFICE.			
9 Geo. 4, No. 7.	Copy of Affidavit of Newspaper Printers.....	0 1 0	9 Geo. 4, No. 7.	24 Dec. 1828.
22 Vict. No. 22.	For Patents for Inventions*—		22 Vict. No. 22.	5 Nov. 1858.
	On depositing Specification	2 10 0		
	On obtaining Letters Patent	2 10 0		
	On presenting Petition for extension, &c.	2 10 0		
	For every Search or Inspection	0 1 0		
	Entry of Assignment or Licence.....	0 10 0		
	Certificate of ditto ditto	0 10 0		
	Filing Disclaimer or Memorandum of Alteration	2 10 0		
	Entering any Caveat	2 10 0		
	Copy or Extract, &c., per Common Law folio.....	0 1 0		
	* The following fees are also payable to the Attorney-General under <i>The Patent Act</i> , but are not paid into the Public Treasury :—			
	For every appointment to hear application for Letters Patent	2 4 6		
	On leaving particulars of objections to Application for Letters Patent.....	2 4 6		
	COLONIAL TREASURY.			
23 Vict. No. 24 & 31 Vict. No. 21.	Public-house Licence, if paid before the 31st December in each year.....	25 0 0	21 Vict. No. 39.	1 Mar. 1858.
	Ditto if paid after ditto	30 0 0		
	Ditto under certain conditions. (See Section 5, 31 Vict. No. 21) not less than	12 10 0		
23 Vict. No. 24.	Tap Licence	20 0 0		
	Packet Licence	10 0 0		
	Wholesale Licence	25 0 0		
	Brewer's Licence	12 10 0		
	Importer's Licence	10 0 0		
6 Will. 4, No. 6.	Auctioneer's Licence (Town)	50 0 0	6 Will. 4, No. 6.	1 Oct. 1835.
	Ditto, (Country)	20 0 0		
21 Vict. No. 23.	Pawnbroker's Licence (Town)	20 0 0	21 Vict. No. 23.	22 Dec. 1857.
	Ditto, (Country)	5 0 0		
27 Vict. No. 39.	Carriage Tax, 4 wheels, drawn by 2 horses	4 0 0	27 Vict. No. 39.	15 Oct. 1863.
	Ditto, 2 or 4 wheels, drawn by 1 horse.....	2 0 0		
	Ditto, 1 carriage for hire	2 0 0		
	Ditto, 2 or more ditto.....	4 0 0		
29 Vict. No. 15.	Ditto, 2 or more carriages kept and used otherwise than for hire	6 0 0	29 Vict. No. 15.	29 Sept. 1865.
Gazette Notice, 21 Nov. 1864.	Fees on Grant Deeds.....	0 12 6 &	Governor in Council.	21 Nov. 1864.
King's Instructions.	Ditto in respect of Applications previous to 21 November, 1864	0 15 0	King's Instructions.	
29 Vict. No. 12.	Distillation Licence	2 5 0	29 Vict. No. 12.	29 Sept. 1865.
22 Vict. No. 22.	For Patents for Inventions—		22 Vict. No. 22.	5 Nov. 1858
	At or before the expiration of the third year	15 0 0		
	Ditto the seventh year	20 0 0		

Authority under which levied, or by which legalised.	Specification of Taxes, Duties, Fees, &c.	Authority under which originally established.	At what Period.
CUSTOMS DUTIES.			
43 Vict. No. 11.	<p>Acid, Tartaric 4d. per lb.</p> <p>Agricultural and Horticultural Tools and Implements—Agricultural Machinery, Cart and Carriage Axles, Arms, and Boxes, Chaff-cutters, Forks, Hoes, Rakes, Shovels, Spades..... 5 per cent. <i>ad val.</i></p> <p>Almonds 2d. per lb.</p> <p>Alum..... ½d. per lb.</p> <p>Anvils 10 per cent. <i>ad val.</i></p> <p>Architraves made of wood..... 20 per cent. <i>ad val.</i></p> <p>Apparel of all kinds 10 per cent. <i>ad val.</i></p> <p>Arrowroot 2d. per lb.</p> <p>Axe Handles 10 per cent. <i>ad val.</i></p> <p>Bacon 2d. per lb.</p> <p>Bags, Gunny and all other Bags manufactured from Hemp, Jute, or Cotton..... ½d. each.</p> <p>Bags, Wool 4d. each.</p> <p>Bagging, manufactured from Hemp, Jute, and Grey Calicoes 10 per cent. <i>ad val.</i></p> <p>Barley, Patent..... 10 per cent. <i>ad val.</i></p> <p>Barley, Pearl ½d. per lb.</p> <p>Barley, Scotch ½d. per lb.</p> <p>Basketware and Wickerware, lined or unlined 10 per cent. <i>ad val.</i></p> <p>Beef 1s. 6d. per 100 lbs.</p> <p>Bellows, Blacksmiths' 10 per cent. <i>ad val.</i></p> <p>Biscuits of every description 10 per cent. <i>ad val.</i></p> <p>Blacking 10 per cent. <i>ad val.</i></p> <p>Blankets 10 per cent. <i>ad val.</i></p> <p>Blue 2d. per lb.</p> <p>Bluestone ½d. per lb.</p> <p>Boards, Planed, of every description, including tongued and grooved 5s. per 100 sup. feet.</p> <p>Boilers, Cast Iron 10 per cent. <i>ad val.</i></p> <p>Packages containing less than 28 lbs. to pay duty as if weighing 28 lbs.</p> <p>Boots, Shoes, and Goloshes 10 per cent. <i>ad val.</i></p> <p>Bran 10d. per 100 lbs.</p> <p>Bricks, Bath 9d. per cwt.</p> <p>Bricks, Building 5 per cent. <i>ad val.</i></p> <p>Brooms, Hair, and all other Brooms 10 per cent. <i>ad val.</i></p> <p>Broom Handles 10 per cent. <i>ad val.</i></p> <p>Buckets 3d. each.</p> <p>Butter 2d. per lb.</p> <p>Candles..... 2d. per lb.</p> <p>Caps of every description 10 per cent. <i>ad val.</i></p> <p>Carriages on Two wheels and springs, intended to be drawn by cattle on ordinary roads..... £5 each.</p> <p>Carriages on Four wheels and springs, intended to be drawn by cattle on ordinary roads..... £10 each.</p> <p>Carpets and Carpeting of every description 10 per cent. <i>ad val.</i></p> <p>Castings, Rough Iron 1s. per cwt. gross.</p> <p>Cattle £1 10s. per head.</p> <p>Cements, Mineral 9d. per cwt.</p> <p>Chalk 9d. per cwt.</p> <p>Cheese 2d. per lb.</p> <p>Chicory 4d. per lb.</p> <p>Chimney Pots, Earthenware 9d. per cwt.</p> <p>Chinaware of every description 10 per cent. <i>ad val.</i></p> <p>Chocolate 3d. per lb.</p> <p>Cider..... 6d. per gallon.</p> <p>Cigars and Cigarettes..... 5s. per lb.</p> <p>Cigars, destroyed, for Sheepwash 3d. per lb.</p> <p>Clocks of every description 10 per cent. <i>ad val.</i></p> <p>Cloth of every description not otherwise enumerated 10 per cent. <i>ad val.</i></p> <p>Coals..... 1s. per ton.</p> <p>Cocoa 3d. per lb.</p> <p>Coffee, Green 3d. per lb.</p> <p>Coffee, Roasted or Ground 4d. per lb.</p> <p>Coke 1s. per ton.</p> <p>Confectionery and Ornaments for Confectionery ... 10 per cent. <i>ad val.</i></p> <p>Copperas ½d. per lb.</p> <p>Crockeryware of every description 10 per cent. <i>ad val.</i></p> <p>Cutlery of every description (except Sheep Shears) 10 per cent. <i>ad val.</i></p> <p>Drapery of every description not otherwise enumerated 10 per cent. <i>ad val.</i></p> <p>Doors made of wood..... 20 per cent. <i>ad val.</i></p> <p>Drugs, Druggists' and Apothecaries' Wares and Chemicals of every description, not otherwise charged or otherwise exempted from duty 10 per cent. <i>ad val.</i></p>	43 Vict. No. 11.	26 Feb. 1880.

Authority under which levied, or by which legalised.	Specification of Taxes, Duties, Fees, &c.	Authority under which originally established.	At what Period.
43 Vict. No. 11.	<p>Earthenware of every description 10 per cent. <i>ad val.</i> Feathers of every description 10 per cent. <i>ad val.</i> Fencing, Iron 9d. per cwt. Fish, packed in tin 10 per cent. <i>ad val.</i> Fish, dried 1d. per lb. Fish, pickled, in barrels or kegs 10 per cent. <i>ad val.</i> Flour, Wheat 1s. per 100 lbs. Flour, Corn 10 per cent. <i>ad val.</i> Forfar, and Grey Calicoes 10 per cent. <i>ad val.</i> Fork Handles 10 per cent. <i>ad val.</i> Fruits, dried 2d. per lb. Furniture manufactured of wood 10 per cent. <i>ad val.</i> Furs of every description 10 per cent. <i>ad val.</i> Galvanized Iron and Zinc, whether Sheet, Piping, Ridge Caps, or Spouting 10 per cent. <i>ad val.</i> Ginger 4d. per lb. Glass—Plate, Crown, Sheet, and Glass of every description, except Glassware 10 per cent. <i>ad val.</i> Glassware of every description 10 per cent. <i>ad val.</i> Gloves, Kid, of every description and all other Gloves manufactured from Skins 10 per cent. <i>ad val.</i> Glue 1d. per lb. Grain—Barley, Beans, Maize, Oats, Pease, Pulse, Wheat, and Grain of every description 10d. per 100 lbs. Grindery of all kinds 10 per cent. <i>ad val.</i> Grindstones 9d. per cwt. Groats, Patent 10 per cent. <i>ad val.</i> Guns and Fowling-pieces 10 per cent. <i>ad val.</i> Gunpowder, for blasting purposes 1d. per lb. Gunpowder, all other kinds 6d. per lb. Haberdashery and Millinery, of all kinds 10 per cent. <i>ad val.</i> Hams 2d. per lb. Hardware of every description, Mixed Metals, Brass, Copper, or other Metal 10 per cent. <i>ad val.</i> Harmoniums 10 per cent. <i>ad val.</i> Hats of every description 10 per cent. <i>ad val.</i> Harness of every description 10 per cent. <i>ad val.</i> Hides and Skins dressed in any manner 10 per cent. <i>ad val.</i> Hollowware of Iron only 10 per cent. <i>ad val.</i> Hops 2d. per lb. Hosiery of every description 10 per cent. <i>ad val.</i> Jewellery of Gold or Silver, whole or part 12½ per cent. <i>ad val.</i> Jewellery and Fancy Goods and Trinkets of every description not otherwise enumerated 12½ per cent. <i>ad val.</i> Lamp Black ½d. per lb. Lamps of all kinds 10 per cent. <i>ad val.</i> Lard 2d. per lb. Lead, Milled, Sheet, or Piping 2s. 6d. per cwt. Lead, Red ½d. per lb. Lead, White ½d. per lb. Liquorice 2d. per lb. Leather, and all goods manufactured therefrom in whole or in part not otherwise enumerated 10 per cent. <i>ad val.</i> Linseed ½d. per lb. Linseed Meal ½d. per lb. Macaroni 2d. per lb. Machines, Sewing, of every description 10 per cent. <i>ad val.</i> Machinery of every description not otherwise enumerated 5 per cent. <i>ad val.</i> Maizena 10 per cent. <i>ad val.</i> Malt 1s. per bushel Malt Liquors— Ale of all sorts, in wood; Beer of all sorts, in wood; Porter of all sorts, in wood 9d. per gallon. Ale of all sorts, in bottle; Beer of all sorts, in bottle; Porter of all sorts, in bottle 1s. 3d. per gallon. Six reputed quarts or one dozen reputed pints to be taken as a gallon. Manufactures of Cotton, Linen, Wool, and Calico, not otherwise enumerated 10 per cent. <i>ad val.</i> Matches, Lucifer 1s. per cubic foot. Matting of every description and manufacture 10 per cent. <i>ad val.</i> Mill Stones 5 per cent. <i>ad val.</i> Molasses 3s. 6d. per cwt. And so in proportion for any greater or less quantity than one cwt. not being less than 28 lbs. Mouldings made of Wood 20 per cent. <i>ad val.</i> Mop Handles 10 per cent. <i>ad val.</i> Musical Instruments of every description 10 per cent. <i>ad val.</i> Mustard 2d. per lb.</p>	43 Vict. No. 11.	26 Feb. 1880.

Authority under which levied, or by which legalised.	Specification of Taxes, Duties, Fees, &c.	Authority under which originally established.	At what Period.
43 Vict. No. 11.	Mutton 1s. 6d. per 100 lbs. Nails, Iron, except Screw Nails 2s. 6d. per cwt. gross. Packages containing less than 28 lbs. to pay duty as if weighing 28 lbs. Nuts and Bolts, Iron 2s. 6d. per cwt. Packages containing less than 28 lbs. to pay duty as if weighing 28 lbs. Oatmeal ½d. per lb. Oils, Medicinal 10 per cent. <i>ad val.</i> Oils of all kinds (except Fish Oils, Medicinal Oils, and Perfumed Oils) 1s. per gallon. Oilcloth, Oil-baize, Linoleum, and other similar manufactures 10 per cent. <i>ad val.</i> Oilmen's Stores of all kinds, except Pickles, Sauces, and Oils 10 per cent. <i>ad val.</i> Organs and Cabinet Organs 10 per cent. <i>ad val.</i> Ovens, Camp 2s. 6d. per cwt. gross. Packages containing less than 28 lbs. to pay duty as if weighing 28 lbs. Paints of every description ½d. per lb. Paper, printed, not being Books, but including Printed Bags 10 per cent. <i>ad val.</i> Paper, Printing 10 per cent. <i>ad val.</i> Paper, Wrapping, of every description, without printing thereon 10 per cent. <i>ad val.</i> Paper, Glass and Sand 10 per cent. <i>ad val.</i> Paper, uncut, for manufacturing purposes, without printing thereon 5 per cent. <i>ad val.</i> Paper, Room 10 per cent. <i>ad val.</i> Paper Bags, without printing thereon 5 per cent. <i>ad val.</i> Peas, Split ½d. per lb. Pepper, Black 2d. per lb. Pepper, all other, except Black Pepper 4d. per lb. Perfumery and Perfumed Oils 10 per cent. <i>ad val.</i> Perry 6d. per gallon. Photographs 10 per cent. <i>ad val.</i> Pianofortes 10 per cent. <i>ad val.</i> Pictures of every description 10 per cent. <i>ad val.</i> Pickles, in bottle, reputed quarts 3s. per dozen. Pickles, in bottle, reputed pints 2s. per dozen. Pistols 10 per cent. <i>ad val.</i> Plate and Platedware, Gold and Silver, of every description 12½ per cent. <i>ad val.</i> Plaster of Paris 9d. per cwt. Preserves 10 per cent. <i>ad val.</i> Pots, Iron 10 per cent. <i>ad val.</i> Packages containing less than 28 lbs. to pay duty as if weighing 28 lbs. Retorts, Iron 1s. per cwt. gross. Rice ½d. per lb. Rope and Cordage of every description, except Galvanized Iron Wire Rope 1s. 6d. per cwt. Rugs, Cotton 10 per cent. <i>ad val.</i> Rugs, Hearth, of every description 10 per cent. <i>ad val.</i> Rugs, Woollen, of every description 10 per cent. <i>ad val.</i> Sacks, Corn ½d. each. Saddlery of every description 10 per cent. <i>ad val.</i> Sago 2d. per lb. Salt and Saltpetre 1s. 6d. per cwt. Sashes made of wood 20 per cent. <i>ad val.</i> Sauces, in bottle, reputed pints 3s. per dozen. Sauces, in bottle, reputed half-pints 2s. per dozen. And so in proportion for any greater or less quantity than a dozen reputed quarts, pints, or half-pints. Screw Nails 10 per cent. <i>ad val.</i> Seeds—Canary, Hemp, Rape ½d. per lb. Sheep or Lambs 1s. 6d. per head. Sheep Shears 10 per cent. <i>ad val.</i> Shot 1d. per lb. Silks, Satins, and Velvets, of every description 10 per cent. <i>ad val.</i> Skirtings made of wood 20 per cent. <i>ad val.</i> Snuff 5s. per lb. Snuff, destroyed, for sheepwash 3d. per lb. Soap, Perfumed and Fancy 3d. per lb. Soap, not being Perfumed or Fancy 1d. per lb. Soda, Carbonate of 1d. per lb. Soda Crystals ½d. per lb. Spade Handles 10 per cent. <i>ad val.</i> Spices of all kinds 4d. per lb.	43 Vict. No. 11.	26 Feb. 1880.

Authority under which levied, or by which legalised.	Specification of Taxes, Duties, Fees, &c.	Authority under which originally established.	At what Period.
43 Vict. No. 11.	<p>Spirits—Brandy, Cordials and all other Liquors or Strong Waters, Geneva, Gin, Rum, Whisky..... 12s. per gallon. And so in proportion for any greater or less quantity than a gallon, not being less than one thirty-second part of a gallon. No allowance for under proof. All Spirits under proof to pay Duty as if proof.</p> <p>Spirits, Methylated and other unfit for human consumption, taken as proof 3s. per gallon. And so in proportion for any quantity not less than one-sixth of a gallon.</p> <p>Spirits, Perfumed 18s. per gallon. Spirits of Tar 6d. per gallon.</p> <p>Stationery, Envelopes, Fancy Paper, and Writing Paper of every description, not otherwise enumerated 10 per cent. <i>ad val.</i></p> <p>Statuary 10 per cent. <i>ad val.</i></p> <p>Suet 3s. per 100 lbs.</p> <p>Sulphur ½d. per lb.</p> <p>Starch 1d. per lb.</p> <p>Sugar Candy 1d. per lb.</p> <p>Sugar, Crushed 1d. per lb.</p> <p>Sugar, Loaf 1d. per lb.</p> <p>Sugar, all other kinds 6s. per cwt. And so in proportion for any greater or less quantity than one cwt. not being less than 28 lbs.</p> <p>Tallow 3s. per 100 lbs.</p> <p>Tapioca 2d. per lb.</p> <p>Tea 6d. per lb.</p> <p>Tiles, Flooring..... 9d. per cwt.</p> <p>Tiles, Kiln 9d. per cwt.</p> <p>Timber in Log..... 1s. per 100 sup. feet.</p> <p>Timber, Sawn, 3 inches and over..... 1s. per 100 sup. feet.</p> <p>Timber, Sawn, under 3 inches 2s. 6d. ditto.</p> <p>Tobacco 3s. per lb.</p> <p>Tobacco, destroyed, for Sheepwash 3d. per lb.</p> <p>Tools, Boring and Edge, not otherwise enumerated 10 per cent. <i>ad val.</i></p> <p>Toys 10 per cent. <i>ad val.</i></p> <p>Tubs 3d. each.</p> <p>Turpentine 1s. per gallon.</p> <p>Tweeds of every description..... 10 per cent. <i>ad val.</i></p> <p>Twine of every description 1d. per lb.</p> <p>Varnish and Polish of all kinds 1s. 6d. per gallon.</p> <p>Vermicelli..... 2d. per lb.</p> <p>Vinegar..... 6d. per gallon.</p> <p>Wadding 10 per cent. <i>ad val.</i></p> <p>Walnuts and other Nuts 2d. per lb.</p> <p>Watches of every description 12½ per cent. <i>ad val.</i></p> <p>Wax Vestas 3s. per cubic foot.</p> <p>Whiting 9d. per cwt.</p> <p>Whips and Whiphongs 10 per cent. <i>ad val.</i></p> <p>Wines— Wine in wood 4s. per gallon. Wine in bottle 6s. per gallon. Six reputed quarts or one dozen reputed pints to be taken as a gallon.</p> <p>Works of Art..... 10 per cent. <i>ad val.</i></p>	43 Vict. No. 11.	26 Feb. 1880.

All goods subject to Duty by cubic measure to be measured outside the package, and all packages of and under half a cubic foot to pay Duty as if half a cubic foot, and all packages over half a cubic foot but not exceeding one cubic foot to pay Duty as if one cubic foot.

All goods, except Sugars and Molasses, subject to Duty at per hundred pounds, or per hundredweight, or per ton, to pay Duty on gross weight, and on fractional parts of a quarter of a hundred pounds as if twenty-five pounds, or of a quarter of a hundredweight as if twenty-eight pounds, and so in proportion.

No allowance in weight or measure to be made for exempt articles used in packing goods subject to Duty.

All goods not mentioned above or not exempt to pay duty at the rate of Ten Pounds per cent. upon the value thereof.

Goods sent to other places with the sanction of proper Officer of Customs, for repairs or renovation, to pay on return Ten Pounds per cent. on cost of such repair or renovation.

EXEMPTIONS.

Acid, Carbolic.
 Acid, Citric.
 Acid, Muriatic.
 Acid, Sulphuric.
 Anchors, Ships'.
 Animals, Living, of every description, except Cattle and Sheep.
 Arsenic, Crude.
 Bags, empty, on proof to the Collector of Customs that they have been used in the export of Tasmanian Produce.
 Bark.
 Bells specially imported for Churches or for Chapels.
 Binnacle Lamps, Ships'.
 Board, Mill and Paste.
 Board, uncut Card.
 Boat Oars.
 Boats.
 Bolts, Rod or Sheathing, of Copper or Yellow Metal.
 Bone Dust.
 Bones.
 Bottles, not being fancy Bottles or Decanters, and being over one quarter pint imperial measure.
 Boxes, empty, on proof to the Collector of Customs that they have been used in the export of Tasmanian Produce.
 Bridges, Iron.
 Bristles, unmanufactured.
 Bulbs.
 Bullion.
 Candle Cotton.
 Carriage Shafts, Spokes, Naves, and Felloes.
 Cases, empty, on proof to the Collector of Customs that they have been used in the export of Tasmanian Produce.
 Casks, empty, on proof to the Collector of Customs that they have been used in the export of Tasmanian Produce.
 Chain Cables of every description.
 Charts.
 Chloralum.
 Clay, Fire, unmanufactured.
 Clay, Pipe, unmanufactured.
 Clocks specially imported for Churches or Chapels.
 Cocoa Nuts.
 Coin.
 Coir, unmanufactured.
 Compasses, Ships'.
 Corks.
 Cotton Waste.
 Dead Eyes and Rings for Shipping purposes.
 Dead Lights for Shipping purposes.
 Dyewoods and Dyestuffs for manufacturing purposes only.
 Felt for Sheathing.
 Fire Bricks.
 Fire Clay, lumps.
 Firewood.

Flock, Cotton.
 Flock, Woollen.
 Fruit, Green.
 Globes.
 Gold Bars.
 Gold Dust.
 Granite, in rough block.
 Grapes.
 Guano.
 Hair Cloth for Hopkilns.
 Hair, unmanufactured.
 Harmoniums, specially imported for Churches and Chapels.
 Hay.
 Hemp and Jute, unmanufactured.
 Hides and Skins of every description, raw and unmanufactured.
 Ice.
 Ingots, Sheets, or Plates of Copper, Brass, Bronze, and Zinc.
 Ink.
 Iron, Rod, Bar, Hoop, Sheet, Plate, and Pig.
 Kreosote, Crude.
 Lead, Pig.
 Lemons.
 Lime, Carbolate of.
 Lime, Chloride of.
 Lime Juice.
 Linseed Oil Cake.
 Logwood.
 Magazines, Reviews, and Pamphlets.
 Manures of every description.
 Maps.
 Marble in rough block.
 Memorial Windows for Churches and Chapels.
 Mould Boards.
 Moulds, Share.
 Music, printed.
 Nails, of Yellow Metal or Copper.
 Newspapers.
 Oakum and Junk.
 Oil from the Whale Fisheries.
 Oranges.
 Ores of all kinds of Metals.
 Organs specially imported for Churches and Chapels.
 Passengers' Baggage and Cabin Furniture, except Musical Instruments and Plate, arriving in the Colony at any time within six months before or after the owner thereof; also Household Furniture and Effects arriving within six months before or after the owner thereof, the same having been in the owner's use for a period of not less than six months before the removal to Tasmania, such Furniture and Effects not being for sale.
 Pine Apples.
 Pipes, Draining.
 Pipes, Earthenware, for the conveyance of Water.

Pipes, Iron, not being galvanised.
 Pitch.
 Plants of every description.
 Poultry.
 Printed Books.
 Printing Presses.
 Printing Materials.
 Produce of Tasmania, all Goods.
 Railway Plant, Rolling Stock, and all Material which may be applied to the construction or maintenance of Railways or Tramways, and not including stationery or similar articles.
 Rattans, split or unsplit.
 Resin.
 Rivets, iron.
 Rope, being Galvanised Iron Wire.
 Sail Canvas.
 Salts, Epsom.
 Scale Board.
 School Slates.
 Seeds for Agricultural or Horticultural purposes.
 Shackles, Ships'.
 Ships' Blocks and Sheaves.
 Shrubs of every description.
 Signal Lamps, Ships'.
 Slate in block.
 Slate Pencils.
 Soda Ash.
 Soda, Caustic.
 Soda, Silicate of.
 Soldering Fluid.
 Specimens of Natural History, Mineralogy, or Botany.
 Steel, unmanufactured.
 Stone in rough block.
 Sumac.
 Tablets, Memorial.
 Tanks, Iron.
 Tar.
 Terra Japonica.
 Thimbles, Ships'.
 Tiles, Draining.
 Tin, unmanufactured.
 Tin Plates, unmanufactured.
 Tow.
 Traction Engines and their Carriages.
 Trees of every description.
 Type, Printing.
 Valonia.
 Vegetables of every description.
 Whalebone, Whalefins, from the Whale Fisheries.
 Whaling Implements and Gear of every description.
 Wines and Spirits for the use of Her Majesty's Military Officers serving on full pay in this Colony, under such regulations as the Governor in Council may from time to time cause to be published in the *Gazette*.
 Wool, Flax, unmanufactured.
 Woollen Waste.

All Goods imported for the use of Her Majesty's Government.

Malt made from imported Barley, 6d. per 100 lbs.
 Carriages, Pianofortes, Musical Instruments and Sewing Machines, imported by visitors for their private use, and reshipped within six months of inward entry.
 Silver Plate imported by the owner for his own use reshipped at any time.
 Hats manufactured in the Colony, 4d. per dozen on not less than 10 dozen, to continue only until 1883.
 Jam manufactured in the Colony and packed in jars or tins, if in quantities of not less than one ton at a time, and manufactured within one year before export. (43 Vict. No. 11.)
 Prizes awarded at public exhibitions or competitions in any of the Australasian Colonies or in Tasmania. (44 Vict. No. 21.)

Drawbacks on Exportation.

Wine, Tea, Sugar, Coffee, Cocoa, Chicory, Currants, Raisins, Dates, Rice, Hops, Malt Liquors, Candles—Wax and Composition, Ginger, Pepper, Sago, Soda Crystals, Sulphur, White Lead, Sheet Lead, Barcelona Nuts, Mustard.
 Manufactures of silk, cotton, linen, and woollen, and all articles manufactured therefrom; drapery, haberdashery, hosiery, millinery, furs, hats, boots, shoes, wool-bags, and corn-sacks.
 Manufactures of iron, tin, brass, copper, bronze, or any other metal, or any mixed metals, not being machinery, the same having been imported on or after the Fourteenth day of January, 1880.

Authority under which levied, or by which legalised.	Specification of Taxes, Duties, Fees, &c.	Authority under which originally established.	At what Period.
43 Vict. No. 10. Order of the Governor in Council.	EXCISE.		
	Beer, per gallon	£ s. d. 0 0 3	43 Vict. No. 10. 13 Feb. 1880.
	<i>Fees payable to Collector of Customs, Hobart, under "The Merchant Ships Officers Examination Act."</i>		
	For Certificate of Competency : Master's	3 0 0	38 Vict. No. 3. 10 Nov. 1874.
	Ditto, Mate's	2 0 0	
	Ditto, 1st Class Engineer's	3 0 0	
	Ditto, 2nd Class ditto	2 0 0	
	For Certificate of Service : Master's	1 0 0	
	Ditto, Mate's	0 15 0	
	Ditto, 1st Class Engineer's	1 0 0	
	Ditto, 2nd Class ditto	0 15 0	
34 Vict. No. 8.	BONDING WAREHOUSE.*	Charge for Receiving. Rent per week.	
	Liquids in Bulk. (Full Contents)—	s. d. d.	34 Vict. No. 8. 18 Oct. 1870.
	For every Cask of 84 gallons and over	0 8 4	
	Ditto 45 gallons and under 84 gallons	0 8 2	
	Ditto 30 gallons and under 45 gallons	0 8 1	
	Ditto 20 gallons and under 30 gallons	0 8 0½	
	Ditto under 20 gallons	0 8 0½	
	Liquids in Bottles or Tins—		
	For every Case or Cask, 5 gallons and upwards	0 2 0½	
	Ditto 3 gallons and under 5 gallons	0 2 0½†	
	Ditto 3 gallons and under 5 gallons when bonded for more than 52 weeks	— 0½†	
	Ditto 2 gallons and under 3 gallons	0 2 0½	
	Ditto under 2 gallons	0 2 0½	
	All reputed Quarts, Pints, and Half-pints to be taken as Imperial Quarts, Pints, and Half-pints.		
	Tobacco, per cwt. net, or any portion thereof, per package as received	0 4 0½	
	For every Case of Cigars, 90 lbs. and over	0 9 3	
	Ditto under 90 lbs.	0 9 1½	
	Sugar, Coffee, Rice, Salt, and Pepper, packed in bags or baskets, per ton	2 0 3	
	Sugar, Coffee, Rice, Sago, Salt, and Pepper in casks or cases, per ton	2 0 4	
	Dried Fruits, per cwt. net	0 1 0½	
	Malt, per bushel	0 0½ 0½	
	Hops, per pocket or bale	0 6 1½	
	Tea, per chest	0 1½ 0½	
	Ditto, per half-chest	0 1 0½	
	Ditto, packages over 20 lbs. as per half-chest.		
	Ditto, ditto under 20 lbs. to be taken 6 to the chest.		
	Measurement Goods; viz., Soft Goods and Fabrics—		
	For each Package of any size	0 8	
	Eight-pence per ton of 40 feet and so in proportion, per week, for rent.		
	Gold and Silver Plate, and all articles wholly or in part of Gold and Silver, per package	10 0 6d.‡	
	Watches, per package		
	All Goods not otherwise enumerated, and liable to Duty by weight, to be subject to a charge of Two Shillings per ton for receiving, and to rent at the rate of One Farthing per hundredweight, for every week.		
	All Goods not otherwise enumerated, and liable to Duty by measurement, to be subject to a charge of Eight-pence per package for receiving, and to rent at the rate of Eight-pence per ton of 40 cubic feet; and so on in proportion for every week.		
	Fractions of 1 cwt. to be charged as 1 cwt.		
	Less than ¼th of a ton measurement to pay as if ¼-th.		
	Charges for Sampling—		
	Spirits, Wine, and Beer, in casks	0 3	
	Ditto, in cases	0 6	
	Tobacco (if the package is divided)	1 0	
	Ditto, (if only opened at the head)	0 6	
	Cigars, per package	1 0	
	Other Goods, per package	1 0	
	Charges for Repacking—		
	Pipe, Butt. or Puncheon Liquids, 84 gallons and over ..	4 0	
	Hhd. Liquids, 45 gallons and under 84 gallons	2 0	
	Barrel or Quarter-cask Liquids, 30 gallons and under 45 gallons	1 6	
	Ditto 20 gallons and under 30 gallons	1 0	
	Case Tobacco or Cigars	2 0	
	Half-tierce Tobacco	2 0	
	Tierce ditto	2 6	
	Labour in breaking out, excepting for duty or exportation, same rate as receiving.		

* Leased to private individuals at a yearly rent. The above rates are not therefore paid direct into the Treasury.

† The Governor in Council, 6 Nov. 1871.

‡ Per oz. net.

Authority under which levied, or by which legalised.	Specification of Taxes, Duties, Fees, &c.	Authority under which originally established.	At what Period.
The Governor in Council. The Governor, representing H. M. Commissioners of Customs. 34 Vict. No. 2.	REGISTRARS OF SHIPPING. All printed Forms used under <i>The Merchant Shipping Act, 1854</i> , each..... Parchment Certificates of Registry, each..... Inspecting Register Book, each inspection.....	The Governor in Council. The Governor, representing H.M. Commissioners of Customs.	17 Sept. 1855. 22 Dec. 1855.
	STAMP DUTIES. Agreement or Memorandum of Agreement under hand only not otherwise charged or exempted, the matter thereof amounting in value to £10 or upwards, whether only evidence of a contract or obligatory, together with every Schedule, receipt, or other matter endorsed or attached..... <i>Proviso.</i> —Wherever the Agreement is contained or is evidenced by letters it shall be sufficient to stamp any one of such letters. Exemption—Bills of Lading. Agreement of Apprenticeship to a profession or trade, whether under seal or not, and every duplicate thereof, on each part..... Excepting apprenticeships to the sea service or apprenticeships from “The Queen’s Asylum for Destitute Children,” or other public Charitable Institutions, or any apprenticeship made under <i>The Deserted Wives and Children Maintenance Act</i> . Appraisement or valuation of any estate or effects or of any interest therein, or of dilapidations, repairs, materials, or artificer’s work..... Articles of Clerkship to any Barrister, Attorney, Solicitor, or Proctor in Tasmania..... For every duplicate of such articles..... Attested copy of any Instrument duly stamped under <i>The Stamp Duties Act</i> Award, except in cases where the amount claimed is less than £10..... Bond and Covenant.—Any Bond or any Deed containing a covenant for the payment or repayment of any sum or sums of money, or for the transfer or re-transfer of any Debenture, in any case where a mortgage, if made for the like purpose, would be chargeable with any <i>ad valorem</i> duty, or for the payment of any annuity or any sums at stated periods, in any case where a Bond for the like purpose would be chargeable with any such duty: Where the amount secured does not exceed £100.... And where the amount secured shall exceed £100, then for every additional £50 and also for any fractional part of £50..... Exemptions—Bonds given under <i>The Customs Act</i> ; Recognizances entered into before any Court or Magistrate; Bonds under the Friendly Societies Act, or by the Manager of any Benefit Building Society. Bonds not included in any of the foregoing classes..... Certificate of Satisfaction of any Mortgage— If the Mortgage and Interest is under £100..... £100 and under £250..... £250 and under £500..... £500 and under £1000..... £1000 and upwards..... Charter Party, or Agreement or Memorandum of, relating to freight..... Exemptions—Bills of Lading. Conveyance, whether grant, disposition, lease, assignment, transfer, release, renunciation, certificate, or instrument under <i>The Real Property Act</i> , or of any other kind or description whatsoever, upon the sale of any lands, tenements, rents, annuities, or other property real or personal, or of any right, title, interest, or claim in, to, out of, or upon any lands, tenements, rents, annuities, or other property, that is to say, for and in respect of the principal or only deed, instrument, or writing whereby the lands or other things sold shall be granted, leased, assigned, transferred, released, renounced, or otherwise conveyed to or vested in the purchaser or purchasers, or any other person or persons by his, her, or their direction. Where the purchase or consideration money expressed in or upon the principal or only deed, certificate of		
	£ s. d. 0 2 6 1 1 0 0 1 0 0 1 0 0 5 0 0 1 0 5 0 0 0 5 0 0 0 6 0 5 0 0 2 6 0 2 6 0 5 0 0 2 6 0 5 0 0 7 6 0 10 0 1 0 0 0 2 6	27 Vict. No. 38.	24 Sept. 1863.

Authority under which levied, or by which legalised.	Specification of Taxes, Duties, Fees, &c.	Authority under which originally established.	At what Period	
34 Vict. No. 2.	<p>title, instrument, or writing of conveyance shall not exceed £100</p> <p>And where the purchase or consideration money shall exceed £100, then for every additional £50 and also for any fractional part of £50</p> <p>NOTE.—The purchase or consideration money is to be truly expressed and set forth in words at length in or upon every such principal or only deed or instrument of title or conveyance.</p> <p>And where any lands or other property of different tenures or holdings, or held under different titles, contracted to be sold at one entire price for the whole, shall be conveyed to the purchaser in separate parts or parcels by different deeds or instruments, the purchase or consideration money shall be divided and apportioned in such manner as the parties shall think fit, so that a distinct price or consideration for each separate part or parcel may be set forth in or upon the principal or only deed or instrument of conveyance relating thereto, which shall be charged with the said <i>ad valorem</i> duty in respect of the price or consideration money therein set forth.</p> <p>And where any lands or other property contracted to be purchased by two or more persons jointly, or by any person for himself and others, or wholly for others, at one entire price for the whole, is conveyed in parts or parcels by separate deeds or instruments to the persons for whom the same is purchased for distinct parts or shares of the purchase money, the principal or only deed or instrument of conveyance of each separate part or parcel shall be charged with the said <i>ad valorem</i> duty in respect of the sum of money therein specified as the consideration for the same. But if separate parts or parcels of such lands or other property are conveyed to or to the use of or in trust for different persons in and by one and the same deed or instrument, then such deed or instrument shall be charged with the said <i>ad valorem</i> duty, in respect of the aggregate amount of the purchase or consideration moneys therein mentioned to be paid or agreed to be paid for the lands or property thereby conveyed.</p> <p>And where any person having contracted for the purchase of any lands or other property, but not having obtained a conveyance thereof, shall contract to sell to any other person, and the same shall in consequence be conveyed immediately to the sub-purchaser, the principal or only deed or instrument of conveyance shall be charged with the said <i>ad valorem</i> duty in respect of the purchase or consideration money therein mentioned to be paid or agreed to be paid by the sub-purchaser.</p> <p>And where any person having contracted for the purchase of any lands or other property, but not having obtained a conveyance thereof, shall contract to sell the whole or any part or parts thereof to any other person or persons, and the same shall in consequence be conveyed by the original seller to different persons in parts or parcels, the principal or only deed or instrument of conveyance of each part or parcel thereof shall be charged with the said <i>ad valorem</i> duty in respect only of the purchase or consideration money which shall be therein mentioned to be paid or agreed to be paid for the same by the person or persons to whom or to whose use or in trust for whom the conveyance shall be made without regard to the amount of the original purchase money.</p> <p>And in all cases of such sub-sales as aforesaid the sub-purchasers, and the persons immediately selling to them, shall be deemed and taken to be the purchasers and sellers within the intent and meaning of the provisions of this Act relating to the <i>ad valorem</i> duties on conveyances on the sale of property thereby imposed.</p> <p>But where any sub-purchaser shall take an actual conveyance of the interest of the person immediately selling to him, which shall be chargeable with the said <i>ad valorem</i> duty in respect of the purchase or consideration money paid or agreed to be paid by him, and shall be duly stamped accordingly, any deed or instrument of conveyance to be afterwards made to him of the property in question by the original seller shall be exempted from the said <i>ad valorem</i> duty, and be charged only with the ordinary duty on deeds or instruments of the same kind, not upon a sale.</p> <p>And where any lands or other property separately contracted to be purchased of different persons at separate and distinct prices shall be conveyed to the purchaser, or as he shall direct in and by one and the same deed or instrument, such deed or instrument shall be charged with the said <i>ad valorem</i> duty in respect of the aggregate amount of the purchase or consideration moneys therein mentioned to be paid or agreed to be paid for the same.</p> <p>And where any lands or other property shall be sold and conveyed in consideration wholly or in part of any sum of money charged thereon by way of mortgage or otherwise, and then due and owing to the purchaser, or shall be sold and conveyed subject to any mortgage, bond, or other debt, or to any</p>	<p>£ s. d.</p> <p>0 5 0</p> <p>0 5 0</p>	27 Vict. No. 38.	24 Sept. 1880.

Authority under which levied, or by which legalised.	Specification of Taxes, Duties, Fees, &c.	Authority under which originally established.	At what Period.	
34 Vict. No. 2.	<p>gross or entire sum of money to be afterwards paid by the purchaser, such sum of money or debt shall be deemed the purchase or consideration money, or part of the purchase or consideration money, as the case may be, in respect whereof the said <i>ad valorem</i> duty is to be paid.</p> <p>And to prevent doubts respecting what shall be deemed the principal deed or instrument of conveyance in certain cases, it is declared :</p> <p>That where upon the sale of any annuity or other right not before in existence the same shall not be created by actual grant or conveyance, but shall only be secured by bond, warrant of attorney, covenant, contract, or otherwise, the bond or other instrument by which the same shall be secured, or some one of such instruments if there be more than one, shall be deemed and taken to be liable to the same duty as an actual grant or conveyance.</p> <p>And where there shall be several deeds, instruments, or writings for completing the title to the property sold, such of them as are not liable to the said <i>ad valorem</i> duty shall be charged with the duty to which the same may be liable under any general or particular description of such deeds, instruments, or writings contained in <i>The Stamp Act</i>.</p> <p>And where in any case not hereby expressly provided for of several deeds, instruments, or writings a doubt shall arise which is the principal, it shall be lawful for the parties to determine for themselves which shall be so deemed, and to pay the said <i>ad valorem</i> duty thereon accordingly ; and if necessary the other deeds, instruments, or writings on which the doubt shall have arisen shall be stamped with a particular stamp for denoting or testifying the payment of the <i>ad valorem</i> duty upon all the deeds, or instruments being produced and appearing to be duly stamped in other respects.</p> <p>And where there shall be duplicates of any deed or instrument chargeable with the said <i>ad valorem</i> duty, one of them only shall be charged therewith, and the other or others shall be charged with the ordinary duty on deeds or instruments of the same kind not upon a sale, and on the whole being produced duly stamped as hereby required, the latter shall also be stamped with a particular stamp for denoting or testifying the payment of the said <i>ad valorem</i> duty.</p> <p><i>Exemptions from the preceding Duties on Conveyance upon the Sale of Lands, &c.</i></p> <p>All transfers of Debentures of the Colony.</p> <p>All leases except so far as the same may be in consideration of any fine or forgift.</p> <p>All grants and conveyances of Waste Lands of the Crown.</p> <p>All duplicates of instruments under <i>The Real Property Act</i>.</p> <p>All transfers of any Mortgage to the Trustees of any certified Friendly Society.</p> <p>Declaration of Use or Trust in writing, not being a Deed or Will</p> <p>Deed.—For every deed and for every certificate or document of title under <i>The Real Property Act</i>, where not subject to <i>ad valorem</i> duty under <i>The Stamp Act</i></p> <p>Exemptions.—Every deed upon which <i>ad valorem</i> duty is payable, and duplicates of instruments under <i>The Real Property Act</i>.</p> <p>Deeds for purchase, conveyance, or transfer of lands from or to Minister of Lands and Works for purposes of <i>Main Roads and Bridges Construction Act</i>.</p> <p>Denoting Stamp or Certificate as in <i>The Stamp Act</i> mentioned</p> <p>Draft or Order on a Banker for the payment of any sum of money</p> <p>And the following instruments shall, amongst others, be deemed and taken to be Drafts or Orders for the payment of money within the intent and meaning of <i>The Stamp Act</i>, and shall be chargeable accordingly with the Duty imposed by <i>The Stamp Act</i> ; viz.—</p> <p>All documents or writings usually termed Letters of Credit, or whereby any person to whom any such document or writing is or is intended to be delivered or sent shall be entitled or be intended to be entitled to have credit with, or in account with, or to draw upon any Bank for or to receive from such Bank any sum of money therein mentioned.</p> <p><i>Exemptions.</i></p> <p>All Drafts or Orders for the payment of money charged with any Duty other than the above.</p> <p>All Drafts and Orders for the payment of money to the bearer or order on demand drawn by or upon any Savings' Bank.</p>	£ s. d.	27 Vict. No. 38.	24 Sept. 1863.
44 Vict. No. 31.		44 Vict. No. 31.	1 Nov. 1880.	
34 Vict. No. 2.		27 Vict. No. 38.	24 Sept. 1863.	

Authority under which levied, or by which legalised.	Specification of Taxes, Duties, Fees, &c.	Authority under which originally established.	At what Period.	
34 Vict. No. 2.	<p>All Drafts or Orders for the payment of money drawn by the Colonial Treasurer, or by the Registrar of the Supreme Court, or any Clerk of the Peace for the payment of sums ordered to be paid by them for Jurors and Witnesses' expenses.</p> <p>Foreign Bill of Exchange, drawn in but payable out of the Colony,—</p> <p>If drawn singly or otherwise than in a set of two or three or more</p> <p>If drawn in sets of two or three or more for every Bill of each set</p> <p>Foreign Bill of Exchange drawn out of the Colony and payable within the Colony</p> <p>Foreign Bill of Exchange drawn out of the Colony and payable out of the Colony but endorsed or negotiated within the Colony</p> <p>Inland Bills of Exchange and Promissory Notes, not exceeding £25</p> <p>Exceeding £25 and not exceeding £50</p> <p>Exceeding £50 and not exceeding £100</p> <p>For every succeeding £50 or part thereof, additional</p> <p><i>Exemptions.</i>—Bank Notes issued by licensed Bankers, Drafts, Orders, Cheques on Bankers or others payable to bearer or order at sight or upon demand, Debentures issued by authority of the Government of Tasmania, and Treasury Bills.</p> <p>Lease of lands, houses, or other premises, not being by Deed, at a yearly rent exceeding £20, or any Counterpart</p> <p>Mortgage, conditional surrender by way of mortgage, further charge or disposition, by way of security, reversion of or affecting any property real or personal whatsoever.</p> <p>Also any conveyance of any lands, estate, or property whatsoever in trust, to be sold or otherwise converted into money, which shall be intended only as a security, and shall be redeemable before the sale or other disposal thereof, either by express stipulation or otherwise, <i>except where such conveyance is made for the benefit of creditors generally, or for the benefit of creditors specified, who shall accept the provision made for payment of their debts in full satisfaction thereof, or who shall exceed five in number.</i></p> <p>Also any defeasance, declaration, or other deed or writing for defeating or making redeemable, or explaining or qualifying any conveyance or disposition of any lands, estates, or property whatsoever, which shall be apparently absolute, but intended only as a security.</p> <p>Also any agreement, contract or bond, accompanied with a deposit of title deeds or documents for making a mortgage, or any such other security or conveyance as aforesaid, of any lands, estate or property comprised in such title deeds or documents, for pledging or charging the same as a security.</p> <p>Where the same respectively shall be made as a security for the payment of any definite and certain sum of money advanced or lent at the time, or previously due and owing, or forborne to be paid, being payable.</p> <p>And where the same respectively shall be made as a security for the repayment of money to be thereafter lent, advanced, or paid, or which may become due upon an account current, together with any sum already advanced or due, or without, as the case may be, <i>other than and except any sum or sums of money to be advanced for the insurance of any property comprised in such mortgage or security against damage by fire, or to be advanced for the insurance of any life or lives, pursuant to any agreement in any deed whereby any annuity shall be granted or secured for such life or lives:</i></p> <p>If the amount secured shall not exceed £100</p> <p>If the amount secured shall exceed £100, for every additional £50 and also for any fractional part of £50</p>	<p>£ s. d.</p> <p>The same Duty as on an Inland Bill of the same amount and tenor.</p> <p>If in sets of two, not less than one-half; if in sets of three, not less than one-third of the Duty on an Inland Bill of the same amount and tenor.</p> <p>The same Duty as on an Inland Bill of the same amount and tenor.</p> <p>The same Duty as on a Foreign Bill drawn within the Colony, and payable out of the Colony.</p> <p>0 0 3</p> <p>0 0 6</p> <p>0 1 0</p> <p>0 0 6</p> <p>0 2 6</p> <p>0 2 6</p> <p>0 2 6</p>	27 Vict. No. 38.	24 Sept. 1863.

Authority under which levied, or by which legalised.	Specification of Taxes, Duties, Fees, &c.	Authority under which originally established.	At what Period.	
34 Vict. No. 2.	<p>If the total amount of the money secured or to be ultimately recoverable thereupon shall be uncertain and without any limit</p> <p>But if the total amount of the moneys secured or to be ultimately recoverable thereupon shall be limited not to exceed a given sum.</p> <p>And where the same respectively shall be made as a security for the transfer or re-transfer of any Debenture in consideration of Debentures or money advanced or lent at the time or previously due and owing, or forborne to be paid, being payable.</p> <p>And where the same respectively shall be made as a security for the payment of a sum of money and also for the transfer or re-transfer of any Debentures, the said <i>ad valorem</i> duty shall be charged in respect of each.</p> <p>And in case the same respectively shall be made as a security for the payment or transfer to different persons of separate and distinct sums of money or Debentures, the said <i>ad valorem</i> duty shall be charged for and in respect of each separate and distinct sum of money or Debenture secured, and not upon the aggregate amount thereof.</p> <p>Any Transfer or Assignment of any mortgage or of any such other security as aforesaid, or of the benefit thereof, or of the money or Debenture thereby secured :</p> <p>If the amount secured shall not exceed £100</p> <p>If the amount secured shall exceed £100, for every additional £50 and also for any fractional part of £50</p> <p><i>Exemption from Duty as Transfers.</i>—Transfer of Securities held by Friendly Societies.</p> <p>Provided always, that where several distinct deeds or instruments falling within the description of any of the instruments hereby charged with the said <i>ad valorem</i> duty on mortgages shall be made at the same time for securing the payment or transfer of one and the same sum of money, the said <i>ad valorem</i> duty shall be charged only on one of such deeds or instruments, and if required for the sake of evidence, all the rest of such deeds or instruments shall be also stamped with the same particular stamp for denoting or testifying the payment of the said <i>ad valorem</i> duty on all the said deeds or instruments being produced duly stamped with the duties charged thereon.</p> <p>And where there shall be duplicates of any deed or instrument chargeable with the said <i>ad valorem</i> duty on mortgages, one of them only shall be charged therewith; and on the whole being produced, duly stamped as by law required, the latter shall also be stamped with a particular stamp for denoting or testifying the payment of the said <i>ad valorem</i> duties.</p> <p>Provided also that duplicates of instruments under <i>The Real Property Act</i> shall not require to be stamped with either a denoting or deed stamp.</p> <p><i>Exemptions from the said ad valorem duty on Mortgages, &c., but not from any other duty to which the same may be liable.</i></p> <p>Any deed or other instrument made for the further assurance only of any estate or property already mortgaged, pledged, or charged as a security by any deed or instrument which shall have paid the said <i>ad valorem</i> duty.</p> <p>Any deed or instrument made as an additional or further security for any sum or sums of money, or any Debenture already secured by any deed or instrument which shall have paid the said <i>ad valorem</i> duty; but if any further sum of money or Debentures shall be added to the principal money or Debenture already secured, or shall be thereby secured to any other person, the said <i>ad valorem</i> duty shall be charged in respect of such further sum of money or Debenture.</p> <p>And if necessary for the sake of evidence the deeds and instruments hereby exempted from the said <i>ad valorem</i> duty shall be stamped with a particular stamp for denoting or testifying the payment of the said <i>ad valorem</i> duty upon all the Deeds and Instruments relating to the particular transactions being produced,</p>	<p>£ s. d.</p> <p>12 10 0</p> <p>{ The same duty as on a mortgage for such limited sum.</p> <p>{ The same duty as on a mortgage for a sum of money equal to the value of such Debenture according to the average price thereof on the date of the mortgage.</p> <p>0 2 6</p> <p>0 2 6</p>	27 Vict. No. 38.	24 Sept. 1863.

Authority under which levied, or by which legalised.	Specification of Taxes, Duties, Fees, &c.		Authority under which originally established.	At what Period.
34 Vict. No. 2.	<p>and appearing to be duly stamped with the duties to which they were liable.</p> <p>Mortgage, with the conveyance of the equity or right of redemption or reversion or other matter in the same deed; viz.—</p> <p>Where any deed or writing shall operate as a mortgage or other instrument charged with the <i>ad valorem</i> duty on mortgages, and also as a conveyance of the equity or right of redemption or reversion of any lands, estate, or property therein comprised to or in trust for and according to the direction of a purchaser, such deed or writing shall be charged not only with the said <i>ad valorem</i> duty on mortgages, but also with the <i>ad valorem</i> duty charged on a conveyance upon the sale of any property: but where the equity or right of redemption or reversion shall be thereby conveyed or limited in any other manner, such deed or writing shall be charged only as a mortgage.</p> <p>And in all other cases where a mortgage or other instrument hereby charged with the <i>ad valorem</i> duty on mortgages shall be contained in one and the same deed or writing with any other matter or thing (except what shall be incident to such mortgage or other instrument), such deed or writing shall be charged with the same duties as such mortgage or other instrument and such other matter or thing would have been separately charged with if contained in separate deeds or writings.</p> <p>Policy of Assurance or Insurance, by whatever name called, and whether issued in or out of this Colony, whereby any sum of money shall be assured to be paid on the death of any person, where the sum insured does not exceed £250, for every £100 and any part of £100 so insured</p> <p>Where the sum insured exceeds £250 and does not exceed £500, for every £100 and any part of £100 so insured</p> <p>Where the sum exceeds £500 and does not exceed £1000, for every £100 and any part of £100 so insured</p> <p>Where the sum insured exceeds £1000, for every £100 or part of £100 beyond £1000 so insured.</p> <p>Policy of Assurance or Insurance, by whatever name called, and whether issued in or out of this Colony, whereby any sum of money is contracted to be paid upon loss or damage by fire where such sum insured to be paid does not exceed £100</p> <p>For every £100 and every part thereof exceeding £100 so insured, additional</p> <p>Policy, Sea, of Assurance or Insurance, by whatever name called, and whether issued in or out of this Colony, where the premium contracted to be paid by or on behalf of the insured does not exceed 10s. per cent., for each £100 or portion thereof insured.</p> <p>Where the premium exceeds 10s. per cent. but does not exceed 25s. per cent., for each £100 or portion thereof insured.</p> <p>Where the premium exceeds 25s. per cent. but does not exceed 30s. per cent., for each £100 or portion thereof insured</p> <p>Where the premium exceeds 30s. per cent. but does not exceed 40s. per cent., for each £100 or portion thereof insured.</p> <p>Where the premium exceeds 40s. per cent. but does not exceed 50s. per cent., for every £100 or portion thereof insured.</p> <p>Where the premium exceeds 50s. per cent., for each £100 or portion thereof insured</p> <p>Power of Attorney, or Letter of Attorney, whether under Seal or not</p> <p>Receipt or Discharge given for or upon the payment of any sum of money amounting to 40s. and upwards, whether the same be paid by cheque or otherwise.</p>	£ s. d.	27 Vict. No. 38.	24 Sept. 1863.

Authority under which levied, or by which legalised.	Specification of Taxes, Duties, Fees, &c.	Authority under which originally established.	At what Period.
34 Vict. No. 2.	<p>counted for: Provided always, that this exemption shall not extend to Receipts or Acknowledgments for sums paid or deposited for or upon Letters of Allotment or in respect of calls upon any scrip or shares of or in any Joint Stock or other Company, or proposed or intended Company, which said last-mentioned Receipts or Acknowledgments, by whomsoever given, shall be liable to the Duty by this Act charged on Receipts.</p> <p>Receipts given for any sum of money paid to the Colonial Treasurer, or for or in respect of any Duties, Rates, or Charges payable under any Law relating to the Customs, or in respect of Light Dues, Wharfage Rates, Port Charges, or Pilotage, or other charges under any Law relating to Marine Boards.</p> <p>Receipts for any Rates or Taxes payable to any Municipality or Road Trust.</p> <p>Receipts for sums paid upon Post Office Money Orders.</p> <p>Reconveyance, Release, or Discharge of any Mortgage charge, registered lien or judgment:</p> <p> If the Mortgage and Interest is under £100 0 2 6</p> <p> £100 and under £250 0 5 0</p> <p> £250 and under £500 0 7 6</p> <p> £500 and under £1000 0 10 0</p> <p> £1000 and upwards 1 0 0</p> <p>Transfer for value of any Share in any Company, if the consideration be under £2 0 0 1</p> <p> If the consideration exceeds £2 but does not exceed £5 0 0 3</p> <p> If the consideration exceeds £5 but does not exceed £10 0 0 6</p> <p> And for every additional £10 beyond the first and any fractional part of £10 0 0 6</p> <p>Warrant of Attorney.—The same Duty as on a Mortgage, to be calculated upon the amount secured by the Defeasance:</p> <p> If the amount secured does not exceed £100 0 2 6</p> <p> If the amount secured exceeds £100, then for each additional £50 and for every fractional part of £50 0 2 6</p> <p> If no amount is named as the limit of the moneys secured 12 10 0</p>	27 Vict. No. 32.	24 Sept. 1863.
44 Vict. No. 2.	Power of Attorney, &c., appointing person to vote as proxy at one meeting 0 0 1	44 Vict. No. 2.	20 Oct. 1880.
34 Vict. No. 2.	Scrip of Mining Companies, whether original issue or transfer, in respect of each share of £5 and under 0 0 1	34 Vict. No. 2.	1 Nov. 1870.
44 Vict. No. 2.	Any instrument appointing a proxy under "The Bankruptcy Act, 1870," or any General Rules made thereunder, or under any Act relating to Insolvent Debtors.	44 Vict. No. 2.	20 Oct. 1880.
REAL AND PERSONAL ESTATE DUTIES.			
Schedule A.			
43 Vict. No. 12.	<p>On all lands in the £ on the value shown by the Assessment Rolls made by the Commissioners 0 0 9</p> <p>Exemptions—Public lands and lands held by public institutions, corporations, &c., or under the Waste Lands, Gold Fields, or Mineral Lands Acts.</p> <p>No Duty payable by certified Friendly Societies.</p>	43 V ct. No. 12.	1 Aug. 1880.
Schedule B.			
	On Dividends of Companies, in the £ 0 0 9		
SUPREME COURT.			
The Fees collected by the Registrar of the Supreme Court under the Rules of Court relating to Common Law, Equity, and Divorce are too voluminous and intricate for publication here.			
6 W. 4, No. 11.	<p>Other Fees fixed by Statute are the following:—</p> <p>In respect to Grants of Land—</p> <p> For every claim (by original locatee) 0 1 0</p> <p> For every claim (not by original locatee) [exclusive in each case of expenses of advertising] 0 5 0</p> <p> For every counter claim or caveat 1 0 0</p> <p> For every report by the Clerk of the Court in favor of original locatee 0 2 6</p>	6. W. 4, No. 11.	16 Oct. 1835.

<i>Authority under which levied, or by which legalised.</i>	<i>Specification of Taxes, Duties, Fees, &c.</i>	<i>Authority under which originally established.</i>	<i>At what Period.</i>
6 W. 4, No. 11.	For every report in favor of claimant not an original locatee but not being opposed For every hearing before the Court For ditto in contested cases (to be paid by claimant but repaid by opposing party if so ordered by the Court) For every report in such cases (by same party) For every summons containing not more than four names For every witness sworn For every affidavit or exhibit For every order For settling every special case (in appeals) For stating a case for the opinion of the Judges, or settling a feigned issue	£ s. d. 1 0 0 1 0 0 1 0 0 2 0 0 0 2 6 0 1 0 0 0 6 0 5 0 2 0 0 1 0 0	6 W. 4, No. 11. 16 Oct. 1835.
38 Vict. No. 14.	Enrolment Fee on Motion for Admission as a Barrister of the Supreme Court Enrolment Fee on Motion for Admission as an Attorney of the Supreme Court*	10 10 0 15 15 0	27 Vict. No. 25. 18 Sept. 1863.
Governor in Council. 5 Vict. No. 17. (Copartnerships.)	Inspecting document deposited Copy of ditto, per folio of 72 words Filing Annual Account or Return Filing every other Account or Return Inspection of Register Book Certified copy of Account or Return	0 1 0 0 0 6 0 5 0 0 2 6 0 1 0 0 10 0	38 Vict. No. 6. 13 Sept. 1875. 5 Vict. No. 17. 4 Nov. 1841.
12 Vict. No. 1. (Savings' Banks.)	Filing Rules, Regulations, Accounts, or Returns Inspection of ditto Certified copy of Account or Return	0 5 0 0 1 0 0 2 6	12 Vict. No. 1. 22 Sept. 1848.
16 Vict. No. 1. (Tasmanian Steam Navigation Company.)	Filing Returns, each Ditto Return of change of Public Officers	0 5 0 0 2 6	16 Vict. No. 1. 13 Aug. 1852.
18 Vict. (Hobart Gas Company.)	Certified copy of any Return	0 10 0	18 Vict. 1 Nov. 1854.
18 Vict. (Bank of Tasmania.)	Filing Returns, each Ditto Return of change of Public Officers Inspection of Register of Returns Certified copy of Returns, each	0 5 0 0 2 6 0 1 0 0 10 0	18 Vict. 25 Oct. 1854.
19 Vict. (Launceston Insurance Company.)	On depositing copy of Deed of Copartnership Inspection of ditto On filing Returns, each Inspection of ditto Certified copy of ditto	0 10 0 0 1 0 0 5 0 0 1 0 0 10 0	19 Vict. 12 Dec. 1855.
21 Vict. No. 4. (Executors' Relief.)	Filing Returns, each Inspection of ditto Certified copy of ditto	0 5 0 0 1 0 0 10 0	21 Vict. No. 4. 4 Dec. 1857.
22 Vict. (Launceston Gas Company.)	Filing each Account Filing each claim, Gazette, Newspaper, or other Document For every search For office copies, per folio	0 5 0 0 2 6 0 2 6 0 0 6	22 Vict. 5 Nov. 1858.
33 Vict. No. 22. (Companies Act, 1869.)	On filing Returns and entering in book each time Inspecting such book Certified copy of any Return	0 2 6 0 1 0 0 10 0	33 Vict. No. 22. 22 Oct. 1869.
26 Vict. No. 17. (State Aid Distribution.)	Inspection of any Document kept by the Registrar Certificate of Incorporation supplied to any person Certified copy or extract of any Document, per folio	0 1 0 0 5 0 0 0 6	26 Vict. No. 17. 1 Jan. 1863.
38 Vict. (Liverpool & London, &c. Insurance Company Act.)	Inspecting Returns filed under Act	0 2 0	38 Vict. 18 Sept. 1874.
The Judges, under 34 Vict. No. 33.	Filing Memorial Inspection of ditto <i>Fees in Bankruptcy.</i> Every declaration by a debtor of inability to pay his debts Every debtor's summons Every bankruptcy petition Every affidavit filed, other than proof of debts Every subpoena Every petition under sections 112 or 113 of the Act. For despatching notice to creditors or others, exclusive of postage, each notice Every application for an order of discharge Every special resolution presented to a Registrar for registration under section 112, paragraph 4, stamps denoting a fee computed at the rate of five shillings upon £100 or fraction of £100 on the gross amount of the estimated assets.	0 5 0 0 1 0 0 5 0 0 5 0 1 0 0 0 1 6 0 1 0 1 0 0 0 0 3 1 0 0 0 5 0 0 5 0 1 0 0 0 1 6 0 1 0 1 0 0 0 0 3 1 0 0	34 Vict. No. 33. 21 Feb. 1871.

* This and the foregoing fee are directed to be paid to the Registrar of the Supreme Court to defray the cost of the Examinations.

Authority under which levied, or by which legalised.	Specification of Taxes, Duties, Fees, &c.		Authority under which originally established.	At what Period.
The Judges, under 34 Vict. No. 33.	Every extraordinary resolution presented to a Registrar under section 113, stamps denoting a fee computed at the rate of five shillings upon £100 or fraction of £100 on the gross amount of the composition. Every application for search for proceedings ... Every application to a Court or Registrar ... Every office copy, each folio of 72 words ... [The above Fees are paid by means of Stamps and not through any officer of the Court.]	£ s. d. 0 1 0 0 5 0 0 0 4	34 Vict. No. 33.	21 Feb. 1871.
22 Vict. No. 4.	<i>Fees relating to Bills of Sale.</i> Filing Bill of Sale with affidavit of execution.....	0 2 6	22 Vict. No. 4.	1 Oct. 1858.
31 Vict. No. 14.	Search Registering Affidavit renewing Bill of Sale.....	0 2 6 0 5 0	31 Vict. No. 14.	11 Oct. 1867.
32 Vict. No. 1.	<i>Duty on Probates and Letters of Administration.</i> Upon the net value of the Personal Estate of Testator or Intestate, when £100 and under £500, per cent. Ditto, when £500 or upwards, per cent.	 2 0 0 3 0 0	22 Vict. No. 1.	14 Sept. 1858.
	<i>Fees in Small Debts Jurisdiction at Hobart.</i> [Same as under "The Small Debts Acts," <i>infra</i> .]			
	REGISTRARS OF COURTS ESTABLISHED UNDER "THE SMALL DEBTS ACT."			
31 Vict. No. 15.	Entering Plaintiff (including the issuing and serving of Summons), in the pound Hearing ditto Judgment by consent or in default, ditto Adjournment of a Cause, ditto Issuing <i>Fieri Facias</i> , ditto Subpoena Special Defence Copy of Particulars, where the Amount claimed does not exceed £10 Ditto, in all other cases Taking Recognizance, Bond, or Security for Costs, in the pound Enquiry into sufficiency of Sureties, in the pound For every Levy, where the amount claimed does not exceed £10 Ditto, between £10 and under £20 Ditto, where the amount exceeds £20	 0 0 6 0 0 6 0 0 3 0 0 3 0 0 6 0 1 0 0 1 6 0 1 0 0 2 0 0 0 3 0 0 3 0 1 0 0 2 0 0 3 0	31 Vict. No. 15.	1 Jan. 1868.
	CLERKS OF THE PEACE AT HOBART AND LAUNCESTON.			
21 Vict. No. 32, s. 38.	For each copy of any Electoral Roll For each copy of any Polling List	0 2 0 0 1 0	21 Vict. No. 23.	25 Feb. 1858.
	CLERKS AND DEPUTY CLERKS OF THE PEACE THROUGHOUT THE COLONY.			
21 Vict. No. 39, s. 17.	On delivering Justices' Certificate of Approval of a person receiving a Public-house or Packet Licence	0 5 0	21 Vict. No. 39.	1 Mar. 1858.
31 Vict. No. 21, s. 6.	On delivering Justices' Certificate approving of the Transfer of a Public-house or Packet Licence *For every Certificate by any Clerk or Deputy Clerk of the Peace that the Costs of an Appeal are not paid	0 5 0 0 2 6	19 Vict. No. 8, s. 31.	1 Oct. 1855.
35 Vict. No. 14, s. 3.	For every permission to sell liquor at Railway Stations between Hobart and Launceston For every certificate of transfer of same	5 0 0 2 10 0	35 Vict. No. 14.	21 Dec. 1871.
37 Vict. No. 6.	For each copy conviction or order made under <i>The Magistrates Summary Procedure Act</i>	0 1 0	37 Vict. No. 6, s. 26.	1 Sept. 1873.
	CLERKS OF PETTY SESSIONS.			
21 Vict. No. 39.	Certificate of Transfer of Canteen Licence Permission to sell liquor within a Theatre, or renewal of same Ditto to sell liquor at prohibited hours, &c. Ditto to keep Billiard Table Ditto to keep Bagatelle Board or Table	5 0 0 5 0 0 0 5 0 10 0 0 1 0 0	21 Vict. No. 39.	1 Mar. 1858.
35 Vict. No. 14, s. 1.	For every permission to sell Liquor at any one Railway Station, and for every renewal thereof For every certificate of transfer of same	1 0 0 0 10 0	35 Vict. No. 14.	21 Dec. 1871.

* Court of General Sessions for District of Hobart, 3 April, 1871, approved by Governor in Council, 11 April, 1871.

Authority under which levied, or by which legalised.	Specification of Taxes, Duties, Fees, &c.	Authority under which originally established.	At what Period.
	RECORDER OF TITLES.		
	£ s. d.		
Governor in Council.	For the bringing of Land under the provisions of <i>The Real Property Act</i> :—		
	Contribution to Assurance Fund upon first bringing Land under this Act, and upon the Registration of an Estate of Freehold in possession derived by Settlement, by Will, or Intestacy, in the Pound sterling	0 0 0 $\frac{1}{4}$	25 Vict. No. 16. 1 July, 1862.
31 Vict. No. 17.	For every Application to bring Lands under <i>The Real Property Act</i>	0 5 0	31 Vict. No. 17. 15 Oct. 1867.
	For every first Certificate of Title or Grant issued on application to the Recorder of Titles for land not exceeding the value of £500	1 0 0	
	Ditto not exceeding the value of £1000	1 10 0	
	Ditto not exceeding the value of £2000	2 0 0	
	Ditto not exceeding the value of £3000	2 10 0	
	Ditto not exceeding the value of £4000	3 0 0	
	Ditto not exceeding the value of £5000	4 0 0	
	Ditto exceeding the value of £5000	5 0 0	
	For every Certificate of Title after the first	1 0 0	
The Governor in Council.	For the registration of every Purchase Grant of less value than £50	0 5 0	
	Ditto of more value than £50 and less than £300 ..	0 7 6	
	Ditto of more value than £300	0 10 0	
	Registering Memorandum of Transfer or Mortgage where the money paid or secured shall not exceed £500	0 10 0	
	Ditto ditto £1000	1 0 0	
	Ditto ditto £2000	1 10 0	
	Ditto ditto £3000	2 0 0	
	Ditto ditto £4000	2 10 0	
	Ditto ditto £5000	3 0 0	
	Ditto where the money paid or secured exceeds £5000	4 0 0	
	Registering Memorandum of Encumbrance or Lease...	0 10 0	
	Registering Transfer or Discharge of Mortgage, or of Encumbrance, or the Transfer or Surrender of a Lease	0 5 0	
	Registering Proprietor of any Estate or Interest derived by settlement or transmission	0 10 0	
	For every Power of Attorney	0 10 0	
	For every Registration Abstract	1 0 0	
	For cancelling Registration Abstract	0 5 0	
	For every Revocation Order	0 10 0	
	Noting Caveat	0 10 0	
	Cancelling or withdrawal of Caveat, and Service of Notice to Caveator or Caveatee	0 5 0	
	Issuing Order for Foreclosure	1 0 0	
	For every Search	0 2 0	
	For every general Search	0 5 0	
	For every Map or Plan deposited	0 5 0	
	For every Instrument declaratory of Trusts, and for every Will or other Instrument deposited	0 10 0	
	For registering recovery by proceeding at Law or Equity, or re-entry by Lessee	0 10 0	
	For registering vesting of Lease in Mortgagee consequent on refusal of Assignees to accept the same	0 10 0	
	For entering Notice of Marriage or Death	0 10 0	
	For entering Notice of Writ or Order of Supreme Court	0 10 0	
	Taking acknowledgment of Married Woman	0 5 0	
	Taking declaration in case of lost grant or other Instrument, or where production of duplicate is dispensed with	0 10 0	
	Taking Affidavit or Statutory Declaration	0 5 0	
	For the exhibition or return of any deposited Instrument, or for exhibiting or returning Deeds surrendered by applicant Proprietor	0 5 0	
	For certified copy, first five folios, per folio of seventy-two words	0 5 0	
	For every folio or part folio after first five	0 0 8	
	For every Instrument drawn on parchment	0 2 6	
	When any Instrument purports to deal with land included in more than one Grant or Certificate, for each Registration Memorial after the first	0 2 0	

Authority under which levied, or by which legalised.	Specification of Taxes, Duties, Fees, &c.		Authority under which originally established.	At what Period.
	REGISTRAR OF DEEDS.	£ s. d.		
8 Geo. 4, No. 5.	For receiving each Memorial or verified Certificate	0 2 6	8 Geo 4, No. 5.	22 Sept. 1827.
	Giving a receipt for and afterwards entering and registering the same	0 7 6		
	Receiving every Will	0 5 0		
	Ditto Deed or other Instrument	0 5 0		
	Copy or other particulars of any Memorial or Certificate	0 7 6		
	Search	0 2 6		
24 Vict. No. 3.	Filing Power of Attorney	0 5 0	24 Vict. No. 3.	4 Oct. 1860.
	Inspection of Index	0 1 0		
	REGISTRAR OF BIRTHS, DEATHS, AND MARRIAGES.			
23 Vict. No. 11.	For registering Place of Worship for solemnising Marriages	0 10 0	23 Vict. No. 11.	1 Oct. 1860.
2 Vict. No. 7.	Marriage Licence	1 0 0	2 Vict. No. 7.	7 Aug. 1838.
	Certificate of Marriage Notice	0 1 0		
	Marriage by Deputy-Registrar	0 10 0		
	Entering Notice of Marriage	0 2 6		
	Copy of ditto	0 2 6		
2 Vict. No. 8.	Search of Register of Births, Deaths, and Marriages, for not more than One year	0 1 0	2 Vict. No. 8.	7 Aug. 1838.
	For every additional year	0 0 6		
	General Search of Indexes	0 5 0		
	Particular ditto	0 1 0		
	Registering Marriage by Deputy-Registrar in certain case	0 10 0		
	Certified copy of any Entry	0 2 6		
	Ditto, with Seal of Office	0 5 0		
	Entering Name after Registry of Birth	0 1 0		
6 Vict. No. 12.	Registering Birth after six weeks	0 5 0	6 Vict. No. 12.	11 Nov. 1842.
	INSPECTOR OF POLICE.			
6 W. 4, No. 7.	Carrier's Licence	1 0 0	6 W. 4, No. 7.	4 Sept. 1835.
32 Vict. No. 18.	Hawker's ditto	1 0 0	17 Vict. No. 10.	29 Sept. 1853.
23 Vict. No. 17.	Oyster Fisheries ditto	0 10 0	23 Vict. No. 17.	23 Sept. 1859.
	Tanner's ditto	0 5 0		
	FEES TO BE PAID TO SHERIFF.			
34 Vict. No. 17.	Sheriff's Poundage on Writs of Execution, and Writs of Ejectment—		34 Vict. No. 17.	18 Oct. 1870.
	Up to £100, in the pound	0 1 0		
	Over £100, ditto	0 0 6		
Judges' Order, 15 Dec. 1870.	For every Warrant granted by the Sheriff to his Officers upon any Writ or Process	0 5 0		
	For drawing every advertisement	0 5 0		
	Travelling expenses of Bailiff, for every mile beyond 3 in going to and returning from the place to which he may be compelled to travel in executing a Warrant	0 0 6		
	For every sale by auction, £5 per cent. on amount realised if it does not exceed £300, and £2 10s. per cent. on all sums over and above that amount.			
	Every Bond of Indemnity (besides Stamps)	1 1 0		
	For Perusal Entry and executing a Bill of Sale or Transfer of Land sold by Sheriff (besides Stamps)	1 1 0		
	For giving possession of Real Property, £5 per cent. on yearly value of the property if not exceeding £100, and £2 10s. per cent. if exceeding that amount.			
	Every Bond or Security given under the provisions of Section 5 of "The Debtor's Act, 1870" (besides Stamps)	1 1 0		
	For an Arrest under Section 5 of "The Debtor's Act, 1870"	1 1 0		
	Assignment of Bond or Security	0 5 0		
	Receiving money as a deposit and paying same into Court	0 10 6		
	Service of every Writ or Notice	0 5 0		
	Travelling expenses for every mile beyond 3 in going to and returning from the place to which it may be necessary to travel to effect such service	0 0 6		
	FEES PAYABLE AT POLICE OFFICES.			
The Governor in Council, under 19 Vict. No. 8, Sect. 31, 11 April, 1871.	For every information, if tendered ready drawn	0 1 0	8 Vict. No. 15.	28 Feb. 1845.
	The like, if drawn by the Clerk	0 2 6		
	The like, if special	0 5 0		
	For every complaint, if tendered ready drawn	0 1 0		
	The like, if drawn by the Clerk	0 2 6		
	The like, if special	0 5 0		

Authority under which levied, or by which legalised.	Specification of Taxes, Duties, Fees, &c.	Authority under which originally established.	At what Period.		
The Governor in Council under 19 Vict. No. 8, Sect. 31, 11 April, 1871.	For every Summons to a Defendant	£ s. d.	8 Vict. No. 15.	28 Feb. 1845.	
	For every Summons to a Witness	0 5 0			
	For every Copy of any Summons	0 1 0			
	For every Warrant of Arrest of a Defendant	0 0 6			
	For every Oath, Affirmation, or Declaration	0 5 0			
	For every Recognizance including Notices thereof entered into to keep the Peace to be of good behaviour, or other Recognizance entered into, under, or in pursuance of "The Magistrates Summary Procedure Act," or to answer to any charge of Felony or Misdemeanor before the Supreme Court or any Court of General Sessions of the Peace	0 1 0			
	For every Recognizance and Notices thereof to prosecute any Appeal against any Conviction or Order, or for the due compliance with any Order made under "The Deserted Wives and Children Maintenance Act"	0 10 0			
	For every Warrant of Distress	0 5 0			
	For every Warrant of Commitment	0 2 6			
	For every Order for the payment of Money	0 2 6			
	For every other Order made under "The Magistrates Summary Procedure Act," for which no fee is otherwise provided	0 2 6			
	For every Certificate of Dismissal of any Information or Complaint	0 1 0			
29 Vict. No. 10.	Dog Licence	0 2 6	10 Vict. No. 5.	20 Jan. 1830.	
21 Vict. No. 39.	Slaughter Licence	0 5 0	10 Geo. 4, No. 4.		
	Bagatelle Licence	0 5 0	21 Vict. No. 39.		25 Feb. 1858.
LANDS AND WORKS DEPARTMENT.					
Government Notice, No. 165, of 1 Nov. 1870.	Fees for Surveys:—		Government Notice, No. 233.	24 Nov. 1838.	
	Particulars.	Ordinary Crown Land.			Densely wooded or Scrub Land.
	25 acres and under	£ s.	£ s. d.		
	Above 25 and not exceeding 50 acres....	2 10	3 2 6		
	" 50 " 100 "	4 0	5 0 0		
	" 100 " 150 "	7 0	8 15 0		
	" 150 " 200 "	8 0	10 0 0		
	" 200 " 250 "	9 0	11 5 0		
	" 250 " 320 "	10 0	12 10 0		
	" 320 " 640 "	11 0	13 15 0		
	" 640 " 1000 "	13 0	16 5 0		
	" 1000 " 1500 "	16 0	20 0 0		
	" 1500 " 2000 "	19 0	23 15 0		
	" 2000 " 2560 "	22 0	27 10 0		
	" 2560 " 3200 "	26 0	32 10 0		
	(Any larger lot than the last named to be charged for at the rate of £7 10s. extra for every 1000 acres above 3200 if the land be either clear or open forest ground, and £10 per 1000 acres if densely wooded or scrub land.)	30 0	37 10 0		
	Single Town Allotment	1 5	1 11 0		
	Ditto Suburban	2 10	3 2 6		
	For a Section of any Township containing not fewer than five allotments	6 5	7 16 3		
	Connecting Surveys, for the first mile	5 0	6 5 0		
	Ditto, every additional chain	0 1	0 1 3		
Government Notice, 19 Jan. 1870.	Fees for Surveys of Water Rights—			23 Vict. No. 26.	1 Oct. 1859.
	For ordinary wooded land, per chain	0 1 0			
	For densely wooded and scrub land, per chain	0 1 3			
Government Notice, No. 165, 1 Nov. 1870.	Transfer Fees for purchased Lots; in the pound on the cost price	0 0 3		Col. Treasurer.	18 Aug. 1858.
Government Notice, No. 173, 16 Dec. 1873.	For leased Lots—For each Block	1 0 0		Lieut.-Governor Denison.	19 Oct. 1853.
	Timber Licences—				
	Licence to fell and split ordinary timber, for each person employed	0 5 0		Regulations under 31 Vict. No. 10.	16 Dec. 1873.
	Ditto to fell and remove blackwood or pine in the log, for each person employed, per week	0 5 0			
	Ditto to fell and remove ordinary timber in the log, for each person employed, per month	0 10 0			
	Ditto to fell and split blackwood, for each person employed	0 2 6			
	Ditto to make bricks, burn charcoal, strip bark, &c., for each person employed	0 5 0			

Authority under which levied, or by which legalised.	Specification of Taxes, Duties, Fees, &c.		Authority under which originally established.	At what Period.																													
Waste Lands Act, 1858.	Lithographed Plans, each [Is. each is not now charged for Sale Plans, but that amount is paid for each Sheet of the County Plans.]	£ s. d. 0 1 0	Waste Lands Act.	25 Feb. 1858.																													
34 Vict. No. 10.	Rental of Crown Land for grazing purposes, for each head of cattle Ditto ditto, for each sheep	2s. to 4s. 4d. to 9d.	34 Vict. No. 10.	18 Oct. 1870.																													
33 Vict. No. 3.	Certificate of Registration of Mining Company	0 1 0	33 Vict. No. 3.	22 Oct. 1869.																													
	Under Gold Fields Regulation Act.																																
44 Vict. No. 16.	Miner's Right Business Licence Transfer of Business Licence	0 5 0 4 0 0 0 2 6	Gold Fields Regulation Act, 1870.	1 Dec. 1870.																													
34 Vict. No. 6, and Regulations of Governor in Council, 9 Apr. 1878.	Scale of Fees payable to Mining Registrars— Registration of application for claim under Miner's Right (single) Ditto (united) Registration of claim under Miner's Right (single) Ditto (united) Registration of admission of a shareholder Registration of division of a claim, per division Registration of amalgamation Registration of forfeited claim (single) Ditto (united) Registration of transfer (single claim) Ditto (united) Registration of quartz stacked Ditto of application for water right Ditto of water right For certified copy of registration, per 100 words or figures For copies of documents, &c., per 100 words or figures All certificates not above mentioned For inspection of records, (each)	0 2 6 0 5 0 0 2 6 0 5 0 0 1 0 0 1 0 0 5 0 0 2 6 0 5 0 0 2 6 0 5 0 0 5 0 0 2 6 0 5 0 0 1 6 0 1 6 0 1 0 0 1 0	23 Vict. No. 26.	1 Oct. 1859.																													
33 Vict. No. 3, 34 Vict. No. 6, and Regulations of Governor in Council, 13 Mar. 1871.																																	
	<table><tr><td></td><td>Ordinary Lands.</td><td>Heavily wooded.</td></tr><tr><td>Survey Fees—</td><td>£ s. d.</td><td>£ s. d.</td></tr><tr><td>Under 2 acres</td><td>1 5 0</td><td>1 12 0</td></tr><tr><td>2 acres and under 10</td><td>2 0 0</td><td>2 10 0</td></tr><tr><td>10 acres and under 20</td><td>2 17 0</td><td>3 12 0</td></tr><tr><td>20 acres and under 30</td><td>3 10 0</td><td>4 8 0</td></tr><tr><td>30 acres and under 40</td><td>4 0 0</td><td>5 0 0</td></tr><tr><td>40 acres and under 50</td><td>4 10 0</td><td>5 13 0</td></tr><tr><td>Water races, &c., per chain</td><td>0 1 0</td><td>0 1 3</td></tr><tr><td>Plan and report, &c., by Surveyor where actual survey is unnecessary</td><td>1 1 0</td><td>—</td></tr></table>		Ordinary Lands.	Heavily wooded.	Survey Fees—	£ s. d.	£ s. d.	Under 2 acres	1 5 0	1 12 0	2 acres and under 10	2 0 0	2 10 0	10 acres and under 20	2 17 0	3 12 0	20 acres and under 30	3 10 0	4 8 0	30 acres and under 40	4 0 0	5 0 0	40 acres and under 50	4 10 0	5 13 0	Water races, &c., per chain	0 1 0	0 1 3	Plan and report, &c., by Surveyor where actual survey is unnecessary	1 1 0	—		
	Ordinary Lands.	Heavily wooded.																															
Survey Fees—	£ s. d.	£ s. d.																															
Under 2 acres	1 5 0	1 12 0																															
2 acres and under 10	2 0 0	2 10 0																															
10 acres and under 20	2 17 0	3 12 0																															
20 acres and under 30	3 10 0	4 8 0																															
30 acres and under 40	4 0 0	5 0 0																															
40 acres and under 50	4 10 0	5 13 0																															
Water races, &c., per chain	0 1 0	0 1 3																															
Plan and report, &c., by Surveyor where actual survey is unnecessary	1 1 0	—																															
	Use of water, per "sluice head" per annum Objection Fee Preparation of Lease Rent per acre of auriferous land Transfer of interest in application Transfer of Lease	1 0 0 5 0 0 1 10 0 1 0 0 1 0 0 1 0 0																															
	Under Mineral Lands Act.																																
Regulations of Governor in Council, Feb. 12, 1878.	Rent for Mineral Land, per acre per annum Ditto ditto if bearing Coal, Shale, Slate, or Limestone, per acre per annum Amalgamation of lots under application for lease, (each lot) Transfer of lease Consolidation of leases, (each lease) Application for lease Objection fee Transfer of interest in application registered Insertion of another as joint applicant, ditto Application for machinery site Application for water right Inspection of records, (each) Inspection of Surveyor's plan and report Copy of Surveyor's plan Copy of Surveyor's report Machinery site, per acre per annum Use of water, per "sluice head" per annum	0 5 0 0 2 6 1 0 0 1 0 0 1 0 0 1 0 0 0 10 0 0 10 0 0 10 0 1 0 0 1 0 0 0 1 0 0 1 0 0 5 0 0 2 6 1 0 0 1 0 0	34 Vict. No. 11.	1 Nov. 1870.																													

Authority under which levied, or by which legalised.	Specification of Taxes, Duties, Fees, &c.	Authority under which originally established.	At what Period.		
Regulations of Governor in Council, Feb. 12, 1878.	Survey Fees—	34 Vict. No. 11.	1 Nov. 1870.		
	Under 2 acres			£ s. d.	
	2 and under 10 acres			£ s. d.	
	10 and not exceeding 20 acres			£ s. d.	
	Above 20 and not exceeding 50 acres			£ s. d.	
	Above 50 and not exceeding 100 acres			£ s. d.	
	Above 100 and not exceeding 150 acres			£ s. d.	
	Above 150 and not exceeding 200 acres			£ s. d.	
	Above 200 and not exceeding 250 acres			£ s. d.	
	Above 250 and not exceeding 320 acres			£ s. d.	
Minister of Lands and Works.	Water rights, 1s. 3d. per chain.	L. & W. Railway Company.			
	LAUNCESTON AND WESTERN RAILWAY.				
	Passengers.				
	Fares.				
	Single.				
	Return.				
	1.				
	2.				
	1.				
	2.				
St. Leonards	4	1 0	0 8	1 6	1 0
Breadalbane	7½	1 6	1 3	2 3	2 0
Evandale Road	11½	2 0	1 6	3 0	2 3
Perth	14½	2 9	2 0	4 3	3 0
Longford	17½	3 0	2 3	4 6	3 6
Wilmore's Lane	21½	3 4	2 6	5 0	3 8
Little Hampton	22½	3 6	2 9	5 3	3 11
Bishopsbourne	24½	3 9	3 0	5 9	4 0
Oaks	26½	4 0	3 6	6 0	4 3
Glenore	28	4 3	3 6	6 6	5 0
Hagley	31½	4 9	3 9	7 0	5 0
Westbury	35	5 0	4 0	7 6	5 0
Exton	41½	6 6	5 3	9 9	7 9
Deloraine	45	7 0	5 6	10 6	8 3
Personal Luggage allowed to Passengers as under :—					
1st Class, 84 lbs.					
2nd Class, 56 lbs.					
Above which, to be charged for every 28 lbs. or under, as follows :—					
Under 10 miles, 9d.					
10 to 25 miles, 1s.					
45 miles, 1s. 6d.					
Children in arms, free ; under 12 years, half-price.					
Goods.					
Wool on up journey—					
Above 1 and not exceeding 15 miles					
" 15 " 30 "					
" 30 " 45 "					
Per Bale.					
0 1 0					
0 1 6					
0 2 0					
Live Stock—					
Not exceeding 20 miles					
" 35 "					
" 45 "					
Live Stock carried at Government risk, 25 per cent. extra.					
Minerals—					
Per mile					
Per truck (minimum)					
Bark, in bundles—					
Not exceeding 15 miles					
" 30 "					
" 45 "					
Firewood, same rates.					
Sawn Timber—					
Per mile					
Posts and Rails—					
Per mile					
Small Packages or Parcels—					
Under 112 lbs., not exceeding 45 miles					
" 168 lbs., " 20 "					
" 168 lbs., exceeding 20 "					

Authority under which levied, or by which legalised.	Specification of Taxes, Duties, Fees, &c.	Authority under which originally established.	At what Period.
Minister of Lands and Works.	Returned Empties— Boxes and Cases Pipes and Tierces Other Goods at per ton of 2240 lbs., minimum— Under 25 miles Over 25 miles	£ s. d. 0 0 3 0 1 0 per Ton. 0 2 0 0 2 6	
	RATES OF POSTAGE.		
33 Vict. No. 5.	1. Town Letters. (To be left till called for at any of the Post Offices in the Interior at which they may be posted or for delivery within the boundaries of the City of Hobart or Town of Launceston.) Not exceeding ½ ounce Exceeding ½ ounce and not exceeding 1 ounce Exceeding 1 ounce and not exceeding 1½ ounces Exceeding 1½ ounces and not exceeding 2 ounces And for each additional half ounce or fraction of half an ounce above 2 ounces	0 0 1 0 0 2 0 0 3 0 0 4 0 0 1	33 Vict. No. 5. 1 Jan. 1870.
34 Vict. No. 4.	2. Inland Letters. i.e., Letters transmitted between the several Post Towns within Tasmania. Not exceeding ½ ounce Exceeding ½ ounce and not exceeding 1 ounce Exceeding 1 ounce and not exceeding 1½ ounces Exceeding 1½ ounces and not exceeding 2 ounces And for each additional half ounce or fraction of half an ounce	0 0 2 0 0 4 0 0 6 0 0 8 0 0 2	34 Vict. No. 4. 1 Nov. 1870.
	3. Intercolonial Letters. i.e., Letters for New South Wales, New Zealand, Queensland, South Australia, Victoria, and Western Australia. Not exceeding ½ ounce Exceeding ½ ounce and not exceeding 1 ounce Exceeding 1 ounce and not exceeding 1½ ounces Exceeding 1½ ounces and not exceeding 2 ounces And for each additional half ounce or fraction of half an ounce above 2 ounces	0 0 3 0 0 6 0 0 9 0 1 0 0 0 3	
33 Vict. No. 5.	4. Letters for the United Kingdom, via Southampton, and to British Colonies and Foreign Countries, excepting Intercolonial, and in certain special cases. Not exceeding ½ ounce Exceeding ½ ounce and not exceeding 1 ounce Exceeding 1 ounce and not exceeding 1½ ounces Exceeding 1½ ounces and not exceeding 2 ounces And for each additional half ounce or fraction of half an ounce above 2 ounces	0 0 6 0 1 0 0 1 6 0 2 0 0 0 6	33 Vict. No. 5, and previous Acts. 1 Jan. 1870.
Government Notice, 21 June, 1876.	5. Letters for the United Kingdom via Brindisi. Not exceeding ½ ounce Exceeding ½ ounce and not exceeding 1 ounce Exceeding 1 ounce and not exceeding 1½ ounces Exceeding 1½ ounces and not exceeding 2 ounces And for each additional half ounce or fraction of half an ounce	0 0 8 0 1 4 0 2 0 0 2 8 0 0 8	
	6. Packets (Book and Patterns) for the United Kingdom via Brindisi. For every 4 ounces or portion thereof In addition to the postage for Inland and Ship Packets.	0 0 4	33 Vict. No. 5.
	7. Newspapers for the United Kingdom via Brindisi. For every single Newspaper	0 0 2	
33 Vict. No. 5.	8. Inland and Ship Packets. Not exceeding 1 ounce Exceeding 1 ounce and not exceeding 2 ounces Exceeding 2 ounces and not exceeding 3 ounces Exceeding 3 ounces and not exceeding 4 ounces And for each additional ounce or fraction of an ounce	0 0 1 0 0 2 0 0 3 0 0 4 0 0 1	

Authority under which levied, or by which legalised.	Specification of Taxes, Duties, Fees, &c.	Authority under which originally established.	At what Period.																											
33 Vict. No. 5.	<p>9. <i>Savings Banks Packets, Depositors' Moneys, and Pass Books.</i></p> <p>Packets containing Money or Deposit Books, not exceeding 4 ozs. in weight, are charged One penny only, which must be paid by means of Tasmanian Postage Stamps.</p> <p>10. Non-Commissioned Officers, Seamen, Soldiers, or Marines employed in Her Majesty's Service can send or receive letters, not exceeding ½ ounce in weight, on their private affairs, at the rate of 1d. each, provided those forwarded are superscribed by their Commanding Officer for the time being, in conformity with the 9th Clause of <i>The Post Office Act</i>, the penny being prepaid by an adhesive stamp. When, however, such letters pass through a Foreign Country, the transit rate due to such Country must be prepaid upon them in addition to the rate of 1d.</p> <p><i>Authorised Fees.</i></p> <p>1st Registered letters must bear stamps to the value of 6d. as the registration fee, exclusive of the amount of stamps required to cover their postage.</p> <p>2nd. On "Inland Late Letters," Twopence each.</p> <p>3rd. On "Ship Late Letters" posted at all Offices except Hobart and Launceston, Twopence each.</p> <p>4th. On "Ship Late Letters" posted at Hobart and Launceston, Threepence each.</p> <p>5th. On "Late Letters" for England, One Shilling each; but this fee is chargeable only at the General Post Office, Hobart, between 30 minutes past 4 p.m. and 6 p.m. on the days upon which the English Mails are closed. On the same days letters for Victoria posted at Hobart between 4.30 p.m. and 6 p.m. are also charged One Shilling each extra.</p> <p>6th. On "Late Newspapers," One Penny each.</p> <p>7th. Private Boxes, One Guinea per annum, payable in advance.</p> <p>8th. Ship Mail Notices, Five Shillings per quarter, payable in advance.</p> <p>9th. On Money Orders issued at Hobart and Launceston for places out of the Colony on days of closing English Mails, One Shilling each extra.</p> <table><thead><tr><th></th><th>£5 and under.</th><th>£10 and over £5.</th></tr></thead><tbody><tr><td>Orders payable in Tasmania</td><td>s. d. 0 6</td><td>s. d. 1 0</td></tr><tr><td>Ditto in New South Wales, New Zealand, Queensland, South Australia, Victoria, and Western Australia</td><td>1 0</td><td>2 0</td></tr><tr><td>Ditto in England, Wales, Ireland, and Scotland—</td><td></td><td></td></tr><tr><td>Not exceeding £2</td><td>£ s. d. 0 1 0</td><td></td></tr><tr><td>Above £2 to £5</td><td>0 2 6</td><td></td></tr><tr><td>Above £5 to £7</td><td>0 3 6</td><td></td></tr><tr><td>Above £7 to £10</td><td>0 5 0</td><td></td></tr><tr><td>No single Order issued for more than £10.</td><td></td><td></td></tr></tbody></table> <p><i>Commission on Money Orders.</i></p> <p>Orders payable in Tasmania</p> <p>Ditto in New South Wales, New Zealand, Queensland, South Australia, Victoria, and Western Australia</p> <p>Ditto in England, Wales, Ireland, and Scotland—</p> <p>Not exceeding £2</p> <p>Above £2 to £5</p> <p>Above £5 to £7</p> <p>Above £7 to £10</p> <p>No single Order issued for more than £10.</p> <p>ELECTRIC TELEGRAPH.</p> <p>Between one Station in Tasmania and another: 1 to 10 words</p> <p>Ditto for every additional word</p> <p>For Press Messages—</p> <p>Between 8.30 A.M. and 8 P.M.:</p> <p>10 words and under</p> <p>11 words and not exceeding 25</p> <p>26 words and not exceeding 50</p> <p>51 words and not exceeding 75</p> <p>76 words and not exceeding 100</p> <p>Over 100 words, for every additional 50 words</p> <p>Between 8 P.M. and 8.30 A.M.:</p> <p>Under 100 words, minimum</p> <p>Over 100 words, at ordinary rates.</p> <p>Between Tasmania and Victoria, N. S. Wales, S. Australia, and Queensland, by Submarine Cable: 1 to 10 words</p> <p>Ditto for every additional 5 words or under</p> <p>To the above charge for intercolonial Messages by Submarine Cable that before-mentioned for the Land Line in Tasmania, together with the following Australian local rates are to be added; viz.—</p>		£5 and under.	£10 and over £5.	Orders payable in Tasmania	s. d. 0 6	s. d. 1 0	Ditto in New South Wales, New Zealand, Queensland, South Australia, Victoria, and Western Australia	1 0	2 0	Ditto in England, Wales, Ireland, and Scotland—			Not exceeding £2	£ s. d. 0 1 0		Above £2 to £5	0 2 6		Above £5 to £7	0 3 6		Above £7 to £10	0 5 0		No single Order issued for more than £10.			33 Vict. No. 5.	1 Jan. 1870.
	£5 and under.	£10 and over £5.																												
Orders payable in Tasmania	s. d. 0 6	s. d. 1 0																												
Ditto in New South Wales, New Zealand, Queensland, South Australia, Victoria, and Western Australia	1 0	2 0																												
Ditto in England, Wales, Ireland, and Scotland—																														
Not exceeding £2	£ s. d. 0 1 0																													
Above £2 to £5	0 2 6																													
Above £5 to £7	0 3 6																													
Above £7 to £10	0 5 0																													
No single Order issued for more than £10.																														
Govt. Notice, No. 2, Jan. 1, 1870.																														
Gov. in Council, July 8, 1878.																														

Authority under which levied, or by which legalised.	Specification of Taxes, Duties, Fees, &c.	Authority under which originally established.	At what Period.
Gov. in Council, July 8, 1878.	From or to Victoria: 1 to 10 words Every additional word From or to N. S. Wales: 1 to 10 words Every additional word From or to S. Australia: 1 to 10 words Every additional word From or to Queensland: 1 to 10 words Every additional word From or to New Zealand: 1 to 10 words Every additional word In all cases, press messages for publication are charged at half the ordinary rates.	20 Vict. No. 22.	5 June, 1857.
	£ s. d. 0 1 0 0 0 1 0 2 0 0 0 2 0 2 0 0 0 2 0 3 0 0 0 3 0 8 0 0 0 10		
	GOVERNMENT PRINTING OFFICE.		
Government Regulations.	Law Notices in Gazette— Boundary fences Citations, three insertions Curators' Notices Dissolution of Partnership Bankruptcy Notices Letters Patent Notice to Creditors Ditto, if half a column Writ Foreign Attachment, two insertions Other legal notices at the same rates. Sale of Documents— Acts of Parliament, Assessment and Valuation Rolls, &c., 4d. per sheet (25 per cent. discount to Book-sellers.) Gazette, annual subscription Ditto, each copy	The Lieutenant-Governor.	1 July, 1839.
	0 7 6 1 11 6 0 7 6 0 7 6 0 7 6 0 10 6 0 7 6 0 10 6 1. 1 0		
	MARINE BOARD, HOBART.		
	Licensing of Boats and Regulation of Watermen.		
Bye-law, No. 2, 6 Aug. 1858.	For each Boat Licence.....	21 Vict. No. 16.	22 Dec. 1857.
	0 6 0		
	Pilotage Rates.		
Bye-law, No. 3, 29 Sept. 1859.	On Sailing Vessels per registered ton..... Ditto, Steam, ditto.....		
	0 0 9 0 0 6		
	Harbour Master's Fees.		
Bye-law, No. 4, 21 Feb. 1860.	For mooring or anchoring on arrival, per registered ton.. For moving to the wharf, ditto..... For any removal from one place to another, ditto.....		
	0 0 1 0 0 1 0 0 1		
	Wharfage Rates.		
Bye-law, No. 5, 7 Dec. 1864.	Tun Butt, each..... Pipe or puncheon, ditto..... Hogshead, ditto..... Barrel, tierce, or quarter cask, ditto..... Octave, keg, or firkin..... Case, crate, cask, bale, box, bundle, trunk, bag, or other package, containing goods not otherwise enumerated, measuring 30 feet and upwards..... Ditto over 5 feet, and not exceeding 30 feet..... Ditto, 5 feet and under..... Chest of tea..... Half-chest..... Quarter-chest or box..... Case, cask, or other package of any liquid in bottle, tin, jar, carboy, or drum, 5 gallons and upwards (reputed quarts and pints)..... Ditto under 5 gallons..... Sugar, coffee, rice, dried fruits, tallow, soap, paint, potatoes, flour, meal, salt, cordage, flax, oakum, nails, shot, iron, sheathing metal, steel, lead, or other loose metal, machinery, and other heavy goods not otherwise enumerated, per cwt..... Less than a cwt. to pay as if a cwt..... Candles, per cwt..... Less than a cwt to pay as if a cwt..... Coals, per ton.....	28 Vict. No. 2.	20 Sept. 1864.
	0 3 0 0 2 0 0 1 0 0 0 8 0 0 6 0 2 0 0 1 3 0 0 6 0 0 6 0 0 3 0 0 3 0 0 2 0 0 9 0 0 6 0 2 0 0 1 3 0 0 6 0 0 6 0 0 3 0 0 6 0 0 6 0 0 6		
Bye-law, No. 9, 23 Nov. 1875.	Timber, per load of 50 cubic feet, or any greater or less quantity not being a quarter of a load.....		
Bye-law, No. 5, 7 Dec. 1864.			
	0 2 6		
	* Reduced from £2 12s. 6d., } Jan. 1, 1863. † Reduced from 1s., }		

Authority under which levied, or by which legalised.	Specification of Taxes, Duties, Fees, &c.	£ s. d.	Authority under which originally established.	At what Period.
Bye-law, No. 5, 7 Dec. 1864.	Oars, spades, shovels, forks, frying-pans, and other similar articles, per dozen Fractional part of a dozen to pay as if a dozen. Brooms, handles, staves, handspikes, gun-stocks, and small pieces of shaped wood, per score Fractional part of a score to pay as if a score. Grain, malt, or pulse, per bushel Four-wheel carriage Two-wheel ditto Piano or harmonium Tubs or buckets, each Chairs, if loose, ditto All articles for the use of Her Majesty's Government, all goods and merchandise the produce of this Colony, or of the Fisheries thereof, as well as all fish oil, and whalebone landed in the Colony from any vessel engaged in the Fisheries, all empty casks intended for the Fisheries, and guano, bones, bone dust, and other manures are exempt from wharfage; also all wool and copper ore imported into the Colony intended for exportation.	0 0 2 0 0 3 0 0 2 1 0 0 0 10 0 0 4 0 0 0 1½ 0 0 1½	28 Vict. No. 2.	20 Sept. 1864.
21 Vict. No. 16.	<i>Light-house Rates.</i> For every steam vessel employed in the coasting trade on entering inwards at the Customs of the Colony, per ton	0 0 4	21 Vict. No. 16.	22 Dec. 1857.
Gov. in Council, 28 Mar. 1867.	For every other vessel entering inwards at the Customs of the Colony, per ton	0 0 6		
Bye-law, No. 11, 5 Dec. 1876.	<i>Porters' Licences.</i> [As at Launceston.]			
	<i>Boat, &c. Licences.</i> [From 20 Feb. 1879].			
Bye-law, No. 12, 7 Feb. 1879.	Boat Licence, per annum	0 6 0		
	Waterman's Licence	0 5 0		
MARINE BOARD, LAUNCESTON.				
	<i>Pilotage.</i>			
Bye-law, No. 3, 9 Mar. 1858.	Sailing vessels, inwards or outwards, per ton	0 1 0		
	Steamers, ditto	0 0 8		
	From Whirlpool Reach only, half rate. Colonial Traders towed to the Heads by Tug <i>Tamar</i> , one-third rate. Vessels putting back and anchoring below George Town, one-third rate. Vessels putting in and anchoring below George Town, and not breaking bulk, half rate, but not less than £4 each way. [No single charge to be less than £4, or more than £30.] For services of Pilot, when detained by quarantine or by act of Master, per diem	 0 15 0		
	<i>Harbour Dues.</i> Sailing vessels and steamers, per ton	0 0 1		
	<i>Towage.</i> All vessels up to 100 tons, per ton	0 2 0		
	For every additional ton up to 300, ditto	0 1 6		
	Ditto, 500 ditto	0 1 0		
	For every ton beyond 500	0 0 6		
Bye-law, No. 4, 7 Sept. 1858.	Licence for steam vessels to tow on the River Tamar, per annum	25 0 0		
Bye-law, No. 14, 14 Jan. 1874.	Ditto to tow coasting vessels of forty tons register and under, and vessels and boats employed exclusively on the River Tamar	2 2 0		
	<i>Boat Licences.</i>			
Bye-law, No. 3.	Licences, each, per annum	0 10 0		
Bye-law, No. 2, 2 Mar. 1858.	For each person employed by licensed boatman	0 2 6		
	<i>Porters' Licences.</i>			
Bye-law, No. 16, 17 Oct. 1876.	For each person authorised to act as porter, per annum ..	0 5 0		
Bye-law, No. 12, 6 Dec. 1864.	<i>Wharfage Dues, &c.</i> [Same as at Hobart.]			

Authority under which levied, or by which legalised.	Specification of Taxes, Duties, Fees, &c.	£ s. d.	Authority under which originally established.	At what Period.
	MARINE BOARD, CIRCULAR HEAD.			
	Wharfage. [Same as at Hobart.]			
Bye-law, No. 7, 27 Feb. 1868.	Harbour Dues, per ton	0 0 2	31 Vict. No. 30.	30 Dec. 1867.
Bye-law, No. 4, 13 Jan. 1868.	Pilotage, per ton	0 0 9		
Bye-law, No. 3, 13 Jan. 1868.	Bricks, per 1000	0 5 0		
Bye-law, No. 10, 5 Aug. 1879.	Clay drain pipes, assorted, per ton	0 1 8		
	MARINE BOARD, MERSEY.			
Bye-law, No. 1, 15 Aug. 1879.	Wharfage Rates, (same as at Hobart), with the following exception:—			
Bye-law, No. 8, 31 Oct. 1879.	Bricks, per 100 or less number	0 0 6		
	Harbour Dues.			
Bye-law, No. 6, 15 Aug. 1879.	For any service registered by the Harbour Master, per registered ton	0 0 1		
	Vessel entering and loading or discharging cargo or ballast, per registered ton, (maximum)	0 0 2		
	Coasting vessel, ditto, ditto	0 0 1		
	[Harbour Dues not to be paid in more than one port or river under the Board unless services of Harbour Master actually required.]			
	Pilotage.			
Bye-law, No. 3, 15 Aug. 1879.	River Mersey :			
	Sailing vessels not going farther up the River than Stewart's Wharf, inwards or outwards, per ton	0 0 5		
	Ditto going beyond Stewart's Wharf, inwards or outwards, per ton	0 0 6		
	Steam vessels (to any part of the River), per ton	0 0 4		
	River Don :			
	Sailing vessels (to the Corner Wharf), inwards or outwards, per ton	0 0 6		
	Steam vessels, per ton	0 0 3		
	Rivers Forth and Leven :			
	Sailing vessels, inwards or outwards, per ton	0 0 6		
	Steam vessels, ditto	0 0 3		
	Port Sorell :			
	Sailing vessels (not beyond Squeaking Point), inwards or outwards, per ton	0 0 6		
	Steam vessels (ditto), ditto	0 0 3		
	Ditto (beyond Squeaking Point), inwards or outwards, per ton	0 0 9		
	Pilot, if detained on board by the master, per diem	0 10 0		
	Vessels having left and putting back are charged one-third. Vessels from any port beyond Board's jurisdiction, not breaking bulk, to be charged one-half.			
	Certificate of Exemption, for five years	5 0 0		
	Steam Ferry Boat Licences.			
Bye-law, No. 5, 15 Aug. 1879.	For boat of 10 tons and under, per annum	2 10 0		
	Ditto over 10 and under 30 tons, ditto	4 0 0		
	Ditto over 30 and under 50 tons, ditto	5 0 0		
	Steam Boat Certificate Fees.			
	Under 50 tons	2 2 0		
	Over 50 and under 200 tons	3 3 0		
	Over 200 tons	5 5 0		
Bye-law, No. 6, 15 Aug. 1879.	Harbour Dues, per ton	0 0 1		
	Ditto, Coasters, per ton	0 0 1		
Bye-law, No. 4, 15 Aug. 1879.	Ferry boat	0 15 0		
	Punt	1 0 0		
	Barge, cargo, or other boat	0 5 0		
	For each boatman employed by holder of boat licence	0 2 6		
	MARINE BOARD, TABLE CAPE.			
	Wharfage.			
Bye-law, No. 3, 29 Feb. 1868.	Tun butt of liquid or cask of that size	0 2 6		
	Pipe or puncheon, ditto ditto	0 1 3		
	Hogshead, ditto ditto	0 1 0		
	Barrel, tierce, quarter-cask, or octave of liquid or provisions	0 0 8		

Authority under which levied, or by which legalised.	Specification of Taxes, Duties, Fees, &c.		Authority under which originally established.	At what Period.
Bye-law, No. 3, 29 Feb. 1868.	Case, crate, cask, bale, box, trunk, bag, or other large package of drapery, ironmongery, glassware, earthenware, stationery, or other goods, millstone, bellows, or other bulky article	£ s. d. 0 1 3	31 Vict. No. 30.	30 Dec. 1867.
	Chest of tea, case of Geneva or of wine, or other liquor in bottle, small case, keg, bag, or other small package not otherwise enumerated.....	0 0 6		
	Half-chest or box of tea, paint, paint oil, turpentine, varnish or spirits of tar, in keg, case, jar, or bottle.....	0 0 3		
	Oars, spades, shovels, forks, frying-pans, or other similar articles, per dozen.....	0 0 2		
	Bushel of grain, malt, or pulse.....	0 0 2		
	Four-wheel carriage.....	1 5 0		
	Two-wheel carriage.....	0 12 6		
	Piano	0 5 0		
	Sugar, coffee, rice, tallow, potatoes, flour, meal, salt, cordage, flax, oakum, iron, steel, lead, or other loose metal, machinery, and other heavy goods not otherwise enumerated, per cwt.....	0 0 3		
	Coals, per ton.....	0 1 3		
	Brooms, handles, staves, handspikes, gun-stocks, small pieces of shaped wood, per score.....	0 0 3		
	Table, chest of drawers, or bureau	0 1 3		
	Chairs or tubs, each	0 0 1½		
	Timber, per load of fifty cubic feet.....	0 2 6		
	All articles for the use of Her Majesty's Government, and all goods or merchandise the produce of this Colony or of the fisheries thereof, as well as all whale oil and whalebone landed on such special wharf as shall have been appointed for the purpose, from any vessel in which such oil or whalebone was caught, and all empty casks intended for the fisheries, and also guano, bones, and bone dust, are exempt from wharfage.			
Bye-law, No. 4, 8 May, 1879.	Bricks, per 1000 (from 29 May, 1879)	0 5 0		
	<i>Harbour Dues.</i>			
Bye-law, No. 3, 29 Feb. 1868.	For each vessel, per ton	0 0 2		
	For each remove, per ton.....	0 0 1		
	<i>Pilotage.</i>			
Bye-law, No. 1, 29 Feb. 1868.	For Steam and Sailing Vessels inwards, and the same outwards, per ton.....	0 0 6		
	[No charge for Pilotage to be less than £1, or more than £4.]			
	<i>Light-house Rates.</i>			
Bye-law, No. 3, 29 Feb. 1868.	Steam Vessels, inwards, per ton.....	0 0 4		
	Other Colonial Trading Vessels, inwards, per ton.....	0 0 6		
	<i>Boat Licences.</i>			
Bye-law, No. 2, 29 Feb. 1868.	For each Licence, per annum.....	0 15 0		
	For registering each person employed.....	0 2 6		
	INSPECTOR OF SHEEP.			
39 Vict. No. 20 & 41 Vict. No. 8, and Governor in Council, 16 Dec. 1878.	Contribution to Scab Act Fund: For every Sheep, if paid on or before 1st March	0 0 0½	33 Vict. No. 2.	1 Mar. 1870.
	If not paid by 1st March, one-fourth additional.			
	Renewal of Licence to cleanse Sheep for Three Months, for each Sheep	0 0 6		
	GENERAL HOSPITAL, HOBART.			
Bye-law of Board.	Fee for maintenance of Patients, per diem	0 3 0	26 Vict. No. 3.	25 Sept. 1862.
	[This fee may be increased at the discretion of the Finance Committee of the Board of Management.]			
	GENERAL HOSPITAL, LAUNCESTON.			
Resolution of Board of Manage- ment in 1869.	For each self-supporting Patient, per diem.....	0 3 0	The Governor in Council.	1 Jan. 1864.
Order of Justices and Commis- sioners.	HOSPITAL FOR THE INSANE, NEW NORFOLK. 5s. and 2s. 6d. per diem, according to accommodation, are the fixed Scale of Fees; but these are varied with reference to the circumstances of Patients, on recommendation of the Commissioners.		22 Vict. No. 23.	31 Dec. 1858.
	BRICKFIELDS PAUPER ESTABLISHMENT.			
Decision of Jus- tices.	The Rates chargeable for Paupers are fixed according to the circumstances of each case, a discretionary power being vested in the Justices by the Act referred to.		26 Vict. No. 3.	25 Sept. 1862.

Authority under which levied, or by which legalised.	Specification of Taxes, Duties, Fees, &c.		Authority under which originally established.	At what Period.
	CHARITABLE INSTITUTIONS FOR MALES AND FEMALES, NEW TOWN.	£ s. d.		
Decision of Justices.	The rate of charge for Paupers is usually 9d. per diem, but is varied as above.		37 Vict. No. 15.	31 Oct. 1837.
	UNDER "ALIEN ACT."			
25 Vict. No. 2.	For certificate of Naturalization	0 2 6	25 Vict. No. 2.	30 Nov. 1861.
	For enrolment in Supreme Court of ditto.....	0 2 6		
	For certified copy of ditto	0 1 0		
	TOLLS ON MAIN ROAD FROM HOBART TO LAUNCESTON.			
The Governor in Council, 21 Dec. 1863.	For every horse, mare, gelding, colt, or filly.....	0 0 3	Act of Council, 12 Vict. No. 5.	28 Sept. 1848.
	For every mule, ass, cow, bull, ox, heifer, steer, or calf..	0 0 2		
	For each score of pigs, sheep, or lambs.....	0 0 4		
	For each of any number of pigs, sheep, or lambs under a score	0 0 0½		
	For each wheel of every cart, wain, wagon, dray, carriage, or other vehicle of any description, exclusive of the toll on the animal or animals drawing the same	0 0 1½		
	[The above tolls are let or farmed out by the Director-General of Roads, under the authority of Act of Council, 14 Vict. No. 4.]			
	TOLLS AT BRIDGEWATER BRIDGE.			
10 Vict. No. 11, & 14 Vict. No. 2.	For every foot passenger	0 0 0½	10 Vict. No. 11, 14 Vict. No. 2.	18 Aug. 1846, & 16 Aug. 1850.
	For every horse, mare, or gelding	0 0 9		
	For every colt, filly, mule, ass, cow, bull, ox, heifer, or steer	0 0 4		
	For every calf.....	0 0 3		
	For all sheep and goats, by the score.....	0 0 8		
	Sheep and goats, less than a score, per head	0 0 0½		
	Swine, by the score	0 0 8		
	Swine, less than a score, per head.....	0 0 0½		
	For every cart, wain, dray, or carriage of any description, on two wheels, if drawn by one horse or other beast....	0 1 6		
	If drawn by two horses or other beasts	0 2 3		
	If drawn by more horses or other beasts, the carriage to be charged separately, and the horses and beasts by the head separately.			
	For every cart, wain, dray, or carriage of any description upon two wheels not drawn by any horse or other cattle, but in any other way, or being attached to some other carriage drawn by any horse or other cattle.....	0 1 6		
	For every cart, wain, wagon, dray, or other carriage of any description upon four or more wheels, drawn by one or more horses or other cattle not exceeding four ...	0 3 0		
	If drawn by more than four horses or other cattle, each horse and beast to be charged separately, and the carriage to be charged separately.			
	For each cart, wain, wagon, dray, or other carriage upon four or more wheels not drawn by any horse or cattle, but in any other way, or being attached to some other carriage drawn by any horse or other cattle.....	0 3 0		
	For every stage coach or carriage carrying passengers for hire, together with the passengers, horses, and driver thereof	0 4 0		
	NOTE.—No toll taken in respect of the same person, animal, or vehicle repassing the bridge once during the same day.			
	STORAGE OF GUNPOWDER.			
39 Vict. No. 8.	Barrel or package containing 50 lbs. and upwards, for any period not exceeding 6 weeks.....	0 0 6	39 Vict. No. 8.	30 Sept. 1875.
	Ditto ditto above 6 weeks, per week.....	0 0 1		
	Ditto containing less than 50 lbs., for any period not exceeding 6 weeks.....	0 0 3		
	Ditto ditto above 6 weeks, per week	0 0 0½		
	For blasting powder, one half of these rates.			
	STORAGE OF KEROSENE.			
The Governor, Gazette Notice, No. 23, 24 Jan. 1876.	For receiving or delivering: per case or other package containing 8 galls. and under	0 0 1	39 Vict. No. 9.	30 Sept. 1875.
	Ditto over 8 galls.	0 0 2		
	Rent: per week for each case or other package containing 8 galls. and under	0 0 0¼		
	Ditto ditto over 8 galls.	0 0 0½		
	SALMON AND TROUT LICENCES.			
The Governor in Council, 18 Aug. 1879, under 42 Vict. No. 31.	For season, to fish with rod and line only	0 10 0	42 Vict. No. 31.	18 Aug. 1879.

PUBLIC WORKS—UNDER SPECIAL ACTS.

STATEMENT of Expenditure during the Year 1880 on account of the under-mentioned Public Works.

<i>Heads of Service.</i>	<i>Amounts authorised.</i>			<i>Amounts expended during 1880.</i>			<i>Total Expenditure to 31st December, 1880.</i>		
	£	s.	d.	£	s.	d.	£	s.	d.
<i>Waste Lands Act, 34 Vict. No. 10.</i>									
Roads, &c. Parish or vicinity of—									
Stoodley and Dulverton	2270	0	0	135	0	9	2195	6	4
The "Nook"	1413	0	0	64	14	6	1367	15	8
Malling and Parkham	2446	3	9	108	11	7	1961	13	9
Ashwater and Stowport	2392	11	4	208	0	4	1786	14	5
Forrabury, Harford, and Templeton.....	500	0	0	44	8	6	47	15	0
Marland	750	0	0	2	9	6	8	12	1
Winkleigh and Wells	750	0	0	331	4	1	360	13	9
Bridgenorth	400	0	0	178	6	2	194	13	8
Roland	700	0	0	54	3	8	54	3	8
Kentishbury	1075	10	0	258	0	0	953	14	7
Midhurst and Ashgrove	1177	0	0	3	8	0	940	11	6
Barrington	1009	0	0	207	2	6	928	14	7
Abbotsham and Bradworthy	1125	0	0	163	6	6	748	17	11
North Motton	850	0	0	3	10	0	541	11	5
Chudleigh (Mole Creek and Wesleydale).....	2600	0	0	144	8	5	1602	10	3
Quamby's Bluff.....	1850	0	0	693	8	4	1574	15	7
Dalebrook	800	0	0	164	16	0	707	2	8
Brumby's Creek	600	0	0	21	16	0	28	2	1
Table Cape, Flowerdale	850	0	0	209	1	9	822	0	0
Cam and Seabrook	850	0	0	133	10	10	708	11	1
Montagu River, Circular Head	450	0	0	204	9	6	279	5	7
Upper Piper	2130	0	0	409	6	2	1386	0	0
Springfield and Scottsdale	2450	0	0	1025	18	5	2088	2	8
Ringarooma (Parish of Kay)	2850	0	0	1442	7	3	2175	4	10
George's Bay and Gould's Country	1200	0	0	225	1	10	633	18	11
Moorina	1700	0	0	18	2	6	19	13	6
Hall's Track, Piper's River District.....	1200	0	0						
Lower Piper River	450	0	0	385	8	2	399	10	2
Egremont	699	0	0	12	5	6	630	2	3
Kendall and Gray.....	700	0	0	433	16	6	480	13	9
Whiteford	4022	0	0	637	8	10	2732	13	4
Jervis	500	0	0	8	13	0	8	13	0
Wallace	300	0	0	214	9	6	215	2	0
Pelham, Hollow Tree Bottom	500	0	0	138	13	0	146	0	3
Melville	290	0	0	5	17	0	176	11	11
Ormaig, White Kangaroo Rivulet.....	300	0	0	14	16	7	268	14	9
Hartington	400	0	0	46	15	0	46	15	0
Monto's Marsh	700	0	0	175	5	9	699	6	2
Uxbridge	1520	0	0	252	11	0	1311	2	4
Upper Sorell River (Camden and Wellington)	1000	0	0	46	12	10	902	13	10
Glenorchy	1214	2	6	11	14	0	1042	18	3
Sandfly Basin, Huon District.....	1051	0	0	3	8	6	905	9	2
Port Cygnet, ditto	750	0	0	2	3	0	584	9	5
Nicholl's Rivulet, ditto.....	440	0	0	...			397	14	9
Gardiner's Bay, ditto	360	0	0	54	12	6	337	9	6
Mountain River, ditto	400	0	0	69	0	6	394	0	3
Hull (Ranelagh), Upper Huon	550	0	0	414	13	5	512	0	9
Oyster Cove and Three Hut Point	1100	0	0	25	3	9	422	15	8
Leithbridge, Huon District.....	995	0	0	273	11	6	926	0	8
Honeywood, ditto	1780	0	0	71	8	0	1199	1	7
Price, ditto.....	250	0	0	115	12	0	154	14	5
Garrett, ditto	250	0	0	30	7	10	159	1	10
Bream Creek.....	700	0	0	2	14	6	331	18	9
Deep Bay	250	0	0	...			238	1	4
Horncastle	1000	0	0	...			16	2	8
	£59,059	7	7	£9902	15	3	£39,756	3	3
<i>UNDER PUBLIC WORKS ACTS.</i>									
<i>41 Vict. No. 10.</i>									
Road from Elizabeth Town to Latrobe.....	11,750	0	0	2867	7	3	11,532	4	0
Green's Creek Road.....	1000	0	0	351	12	11	1005	8	4
Latrobe to Torquay	2750	0	0	135	12	1	2505	12	5
Latrobe to Leven	7000	0	0	574	5	10	6643	8	0
Leven to Castra.....	2000	0	0	97	14	3	1697	18	7
West Castra Road.....	1000	0	0	261	9	4	570	17	8
Hamilton-on-Forth <i>via</i> Wilmot River south	1000	0	0	112	19	0	813	7	2
Ditto to Kindred Plains	2000	0	0	472	12	2	1873	0	4
Don Bridge to Formby	600	0	0	94	15	2	571	4	10
Pine Road, Penguin Creek.....	2000	0	0	548	19	8	1994	19	5
Leven to Emu Bay	1500	0	0	10	10	9	1489	2	4

Heads of Service.	Amounts authorised.			Amounts expended during 1880.			Total Expenditure to 31st December, 1880.		
	£	s.	d.	£	s.	d.	£	s.	d.
Emu Bay to Table Cape	1500	0	0	228	11	0	1162	19	11
Table Cape to Detention River (including contributions) ...	6093	1	0	22	4	8	6092	2	2
Table Cape to Mount Hicks	1000	0	0	110	4	9	996	14	4
Flowerdale Road	1000	0	0	669	18	11	992	19	0
George Town to Mount Direction <i>via</i> Nine Mile Springs...	3000	0	0	1	15	6	2777	1	8
George Town Road to Upper Piper	2500	0	0	17	0	0	2464	0	4
Launceston to Scottsdale	8500	0	0	1831	2	4	8448	18	5
Bridport to Scottsdale	2000	0	0	70	8	6	1842	19	11
Scottsdale to Upper Ringarooma Bridge	3000	0	0	151	0	6	2937	3	1
Bransholm to Moorina	1000	0	0	111	13	0	972	10	10
George's Bay to St. Mary's Road near Falmouth	3000	0	0	517	13	9	2820	9	4
Richmond to Swansea	4150	0	0	63	10	6	4113	15	5
Sorell to Eagle Hawk Neck	2500	0	0	844	19	6	1157	15	3
East Bay Neck to Ragged Tier <i>via</i> Bream Creek	1000	0	0	0	5	0	999	14	2
Fenton Forest to Dunrobin <i>via</i> Monto's Marsh	1000	0	0	160	19	7	970	6	6
Junction of Eastern Marshes and Bluff Roads to Tunnack	1000	0	0	68	2	6	997	11	9
Margate to Three Hut Point	2000	0	0	32	8	0	1971	16	1
Victoria to Port Cygnet	5000	0	0	192	10	8	4827	2	10
Huon Bridge to Honeywood	5000	0	0	603	18	7	4996	9	11
Glenorchy, near the <i>Berriedale Inn</i> , <i>via</i> German Town, to Sorell Creek	1060	0	0	1	5	0	1051	1	2
Bridgewater to Dromedary	500	0	0	15	7	6	381	11	0
<i>Bridges—</i>									
Mersey Bridge approach	1200	0	0	74	10	0	1093	8	8
Bridge over River Cam	1500	0	0	211	0	6	1492	13	2
Seabrook Bridge, near Inglis	250	0	0	1	5	0	213	6	10
Bridge over River Derwent at New Norfolk	4000	0	0	1953	5	7	4136	14	9
Bridge over Russell's Falls	700	0	0	445	2	4	589	15	11
Jones' River Bridge and approaches	500	0	0	294	11	0	596	1	6
Bridge over River Jordan, Bothwell to Melton Mowbray	500	0	0	180	16	0	467	15	10
Bridge over Ouse River, Bothwell to Lakes	300	0	0	334	13	0	348	5	4
Bridge over the Meredith	500	0	0	165	0	2	179	15	6
Bridge over the Wye	500	0	0	450	17	2	465	12	10
Bridge over the Brushy	500	0	0	365	12	3	382	1	6
Bridge over Break o' Day Creek at Killymoon	1500	0	0	3	0	0	1413	10	4
Scamander Bridge	800	0	0	5	8	0	790	7	7
Sandfly Bridge and approaches	800	0	0	299	6	9	538	1	3
<i>Jetties.</i>									
Erection of Jetty at Bridport	500	0	0	20	0	0	500	17	4
Ditto at Spring Bay	1500	0	0	106	12	5	1453	11	9
Ditto at Swansea	2500	0	0	1425	10	6	1954	11	1
Ditto at Emu Bay	2500	0	0	1663	8	1	1754	1	11
<i>Telegraphs.</i>									
Erection of Line, Longford to Cressy	200	0	0	120	18	9	221	5	3
Ditto, Honeywood to Southport	1000	0	0	42	1	0	771	18	2
Ditto, George's Bay to Moorina	1000	0	0	143	16	2	361	12	2
<i>Roads.</i>									
Bransholm to Cascade River	1000	0	0	51	12	0	203	17	3
Erection of Bridges over Sheepwash and Tomahawk Creeks	100	0	0	6	13	5	97	16	10
<i>Police Buildings, 41 Vict. No. 11.</i>									
Emu Bay	850	0	0	1	12	0	848	17	2
Upper Ringarooma	150	0	0	9	0	0	136	10	0
Latrobe	800	0	0	290	0	2	804	17	6
Leven	150	0	0	166	2	8	166	2	8
Hamilton-on-Forth	150	0	0	148	16	6	148	16	6
<i>Supplementary Estimates.</i>									
Additions and alterations to Hospital, Launceston	520	0	0	457	10	0	473	15	0
Pack-tracks, vicinity of Mount Bischoff and Pieman Goldfield, at White River	450	0	0	159	17	6	449	5	0
Tracks, vicinity of Lisle Goldfields	150	0	0	4	12	0	138	4	4
For marking and cutting track from Circular Head to Pyramid Hill and towards Mount Donaldson	100	0	0	100	0	0	100	0	0
Supplementary estimate to meet cost of special surveys in connection with Public Works proposals	315	0	0	315	0	0	315	0	0
Road from Ringarooma Port to Mount Cameron Goldfields, £285; Contribution, £142 10s.	427	10	0	3	12	0	3	12	0
				£21,264 1 1 *			†		
<i>Act 44 Vict. No. 31.</i>									
Road from Elizabeth Town to Creek crossing Gilbert-street in Latrobe	1800	0	0	53	6	0	53	6	0
River Don to River Forth	700	0	0	0	13	8	0	13	8
Cooee Creek to River Cam	400	0	0	3	10	0	3	10	0
Dean's, at Boat Harbour Settlement near Table Cape, to Detention River	3500	0	0	14	16	10	14	16	10
North Esk River to Lisle Road	5000	0	0	22	7	6	22	7	6

* Total expenditure during the year under these Acts.

† This column shows total expenditure to 31 December, 1880, only on account of the works stated, and does not include previous expenditure on other works under Acts 41 Vict. Nos. 10 & 11, in connection with which nothing has been paid during 1880.

<i>Heads of Service.</i>	<i>Amounts authorised.</i>	<i>Amounts expended during 1880.</i>	<i>Total Expenditure to 31st December, 1880.</i>
	£ s. d.	£ s. d.	£ s. d.
From School-house at Cambridge to Richmond	1500 0 0	37 15 0	37 15 0
From Richmond to Stokell's Hill <i>via</i> Searle's Bridge	500 0 0	6 3 0	6 3 0
Through Flats to Runnymede, and on to Buckland	700 0 0	3 17 6	3 17 6
Buckland to Orford	800 0 0	3 17 6	3 17 6
Orford to Spring Bay	1200 0 0	3 17 6	3 17 6
Spring Bay to Little Swanport Bridge.....	1300 0 0	3 17 6	3 17 6
Little Swanport Bridge to Swansea	1000 0 0	5 1 6	5 1 6
Black Fish Creek Road to River Huon	1200 0 0	2 4 6	2 4 6
Bridge—Over River Emu and approach roads	1500 0 0	4 4 0	4 4 0
Telegraph—Launceston to Beaconsfield	700 0 0	13 6 6	13 6 6
<i>Surveys and Tracks—</i>			
Mount Bischoff to Pieman River and Macquarie Harbour.....	1000 0 0	35 9 5	35 9 5
Leading tracks to facilitate exploration for Minerals.....	1000 0 0	1 14 6	1 14 6
Erection of Court House, Scottsdale.....	300 0 0	0 19 0	0 19 0
Erection of new Landing Waiter's Office, Launceston	700 0 0	4 9 0	4 9 0
		£221 10 5	£221 10 5

C. O'REILLY, *Director of Public Works.*

PUBLIC WORKS—ORDINARY SERVICES.

STATEMENT of Expenditure through Public Works Branch (Lands and Works Department) on account of the under-mentioned Services, 1880, for which provision has been made on Estimates or authorised to be provided by Supplementary Vote.

<i>Heads of Service.</i>	<i>Particulars and Description of Service.</i>	<i>Amounts voted.</i>	<i>Amounts expended.</i>	<i>Remarks.</i>
		£ s. d.	£ s. d.	
Maintenance of Government House	Furniture and repairs	500 0 0	912 7 8	Provision for excess provided for by Supplementary Estimate.
	On account of previous years, not before included	—	5 1 0	
Electric Telegraphs	Additions and repairs to lines	2000 0 0	1156 2 2	
	On account of previous years, not before included	—	148 4 7	
New Town Charitable Branch	Repairs to buildings	250 0 0	243 9 4	
	Advertising	—	3 7 6	
Brickfields Pauper Establishment	Miscellaneous and funeral expenses	125 0 0	47 4 0	
	Repairs to buildings	25 0 0	13 11 7	
Launceston Pauper Establishment for Males	Funeral expenses and miscellaneous	—	11 14 0	Expenditure only through this Department.
	Repairs to buildings	50 0 0	46 17 4	
	Funeral expenses and miscellaneous	—	33 12 0	Ditto.
	Repairs on account of previous year, not before included	50 0 0	44 18 10	
	Funerals ditto	—	47 5 0	Ditto.
Maintenance of Paupers generally	Funeral expenses, &c.	—	26 11 6	
Cascades Hospital for Insane	Repairs to buildings	75 0 0	38 9 6	
	Funeral expenses	5 0 0	0 16 0	Ditto.
	Funerals not included in previous return	—	0 8 4	
Hospital for Insane, New Norfolk	Repairs to buildings	100 0 0	81 18 2	
	Funeral expenses	—	9 2 0	Ditto.
General Hospital, Hobart:	Repairs to buildings	200 0 0	159 13 0	
	Funeral expenses	—	27 11 0	Ditto.
	Cleansing	—	15 12 0	
	Petty and incidental expenses	—	8 0 0	
	Not included in previous return, 1879.	—	4 18 2	
General Hospital, Launceston	Repairs, &c. to buildings	200 0 0	146 5 11	
	Funeral expenses	—	51 16 0	Ditto.
	Not included in previous return, 1879, repairs	—	36 5 1	
Police—Construction of and repairs to Buildings	Repairs to stations and erection of new buildings, &c.	400 0 0	361 15 1	
	Not included in previous return	—	0 8 0	
Gaols	Alterations and repairs	350 0 0	165 0 0	
Parliamentary Buildings	Repairs and furniture	200 0 0	169 4 5	
Public Offices	Furniture	250 0 0	558 10 6	Ditto.

<i>Heads of Service.</i>	<i>Particulars and Description of Service.</i>	<i>Amounts voted.</i>	<i>Amounts expended.</i>	<i>Remarks.</i>
		£ s. d.	£ s. d.	
Public Offices	Not included in previous return, 1879	—	10 6 6	
Public Buildings generally	Repairs and alterations	1000 0 0	1035 1 2	Provision for excess by Supplementary Estimate.
	Not included in previous return, 1879	—	38 1 3	Ditto.
Queen's Domain and Franklin Square	Repairs to roads and fences in Domain and maintenance of Franklin Square	200 0 0	239 10 3	
Aid to Ferry between Hobart and Kangaroo Point	Steam Ferry "Kangaroo"	200 0 0	200 0 0	
Aid to Arthur River Ferry	—	50 0 0	50 0 0	
Expenses in connection with residence for Commodore	—	200 0 0	199 1 2	
Main Road	Metal, cartage, and wages, &c.	—	560 11 11	Expenditure to half year ending June 30 against Toll Receipts.
Launceston Swamp	21 Vict. No. 30	—	523 19 6	
39 Vict. No. 22, additional Buildings, Hospital, Hobart	Preparation of plans, &c.	—	109 10 0	
Public Schools under the Board	—	—	20 0 6	
Repairs to Weighing Machines	—	—	47 5 9	
Unforeseen Expenses	—	—	9 12 0	
Public Works Department	Travelling expenses, Engineer-in-Chief	100 0 0	126 14 9	Provision for excess by Supplementary Estimate.
	Ditto, Inspector, north side	100 0 0	178 15 11	
	Ditto, south side	100 0 0	144 14 9	Ditto.
	Ditto, Clerk of Works	25 0 0	11 19 0	Ditto.
	Advertising	20 0 0	25 2 8	Ditto.
	Incidental expenses	—	0 15 0	
	Stationery and stores, &c.	—	5 14 4	
	Commission for selling public land	—	1 4 0	
Repairs to Volunteer buildings	—	80 0 0	67 10 11	
Volunteer Force	Incidental expenses	50 0 0	0 13 6	
Incidental Expenses in connection with Powder Magazines	—	—	6 6 0	
			8188 10 0	
Reimbursement of portion of the amount expended by the Hamilton Board of Works	Authorised to 27 Oct. 1879	682 10 0	156 1 9	Total Expenditure. £641 16 9
Ditto Bothwell	Authorised to 20 May, 1878	447 9 3	15 0 0	£426 9 9
		£8034 19 3	£8359 11 9	

Main Roads Act, 43 Vict. No. 13, and Main Roads Amendment Act, 44 Vict. No. 30.

[illegible]

* Excess provided for by Supplementary Estimate.

PART V.

**ESTABLISHMENTS AND INSTITUTIONS MAINTAINED OR ASSISTED
BY GOVERNMENT.**

POST OFFICE.

RETURN showing the Number of Inland Letters, Packets, and Newspapers posted, also the Number of Ship Letters, Packets, and Newspapers received and despatched, together with the Revenue and Expenditure of the Post Office Department, during the Year 1880.

LETTERS.			PACKETS.			NEWSPAPERS.			REVENUE.*	EXPENDITURE.		
Inland, (including Town Letters.)	Ship.		Inland, (including Town Packets.)	Ship.		Inland, (including Town Newspapers.)	Ship.					
	Received.	Despatched.		Received.	Despatched.		Received.	Despatched.				
1,961,918	383,293	337,118	88,609	48,246	13,112	1,601,749	345,678	248,306	£ 19,484	s. d. 0 0	£ 27,154	s. d. 1 8

N.B.—Of the Letters and Packets dealt with, 2,400,757 were stamped, 333,301 were franked.

* It is impossible to give the exact Post Office Revenue for the whole year, as the same description of Stamps were used for the purposes of the Post Office and of the Stamp Act to 15 April, 1880; but the estimate given above is believed to be as near the actual Revenue as possible.

A. C. DOUGLAS, *Secretary.*

POST OFFICE.—DECENNIAL RETURN.

Year.	Number of Post Offices and Re- ceiving Houses.	No. of Persons in the pay of the Department.	No. of Miles of Post Roads.	No. of Miles travelled by Mail Conveyance.	RECEIVED AND DESPATCHED.			Revenue.	Expenditure.
					Letters.	Packets.	Newspapers.		
1871.....	144	167	1400	—	1,189,994	32,930	1,103,408	£ 9000 s. 0 d. 0 ^(a)	£ 16,817 s. 8 d. 1
1872.....	146	169	1420	—	1,241,111	38,393	1,073,793	9800 0 0 ^(a)	14,521 13 6
1873.....	154	177	1480	—	1,397,011	44,913	1,204,292	11,500 0 0 ^(a)	16,792 4 7
1874.....	163	186	1530	—	1,542,870	52,233	1,208,101	12,700 0 0 ^(a)	20,002 5 1
1875.....	170	203	1293 ^(c)	436,536	1,695,256	71,998	1,351,440	13,500 0 0 ^(a)	20,002 7 11
1876.....	177	206	1359	481,512	1,909,583	88,713	1,452,514	14,450 0 0 ^(a)	21,349 18 0
1877.....	180	290	1460	500,697	2,092,032	99,129	1,619,522	16,000 0 0 ^(a)	24,082 15 0
1878.....	191	301	1719	621,768	2,313,801	122,633	1,922,900	17,000 0 0 ^(a)	26,221 9 7
1879.....	198	308	1720	658,040	2,466,109	123,346	2,040,902	17,800 0 0 ^(a)	26,675 6 1
1880.....	201	317	1831	678,968	2,682,329	149,967	2,195,733	19,484 0 0 ^(a)	27,154 1 8

^(a) Estimated. See note to previous Return.

^(b) From 1st November, 1870, the rate per half oz. for Inland Letters was reduced from 4d. to 2d., and for Intercolonial Letters from 6d. to 3d.

^(c) Obtained from the Lands Department. The number of miles in former years has been overstated.

E. C. NOWELL, *Government Statistician.*

GOVERNMENT TELEGRAPHS.

RETURN of the Number of Messages transmitted, and of the Revenue and Expenditure of the Electric Telegraph Department during the Year 1880.

NO. OF MESSAGES TRANSMITTED.				REVENUE.			EXPENDITURE.		
Paid.		Unpaid.		From Messages.			Salaries, Maintenance of Lines, &c.	Subsidy, Submarine Cable.	TOTAL.
Between Stations within Tasmania.	Between Tasmania and other Countries.	On Public Service.	Shipping Messages, &c.	Between Stations within Tasmania.	Between Tasmania and other Countries.	TOTAL.			
				£ s. d.	£ s. d.	£ s. d.	£ s. d.	£ s. d.	£ s. d.
66,925	14,871	18,934	8000	4159 3 4	849 3 3	5008 6 7	6464 19 3	4200 0 0	10,664 19 3

ROBT. HENRY, JUNR., Superintendent of Telegraphs.

GOVERNMENT TELEGRAPHS.—DECENNIAL RETURN.

YEAR.	No. of Stations.	No. of Persons in the pay of the Department. ^a	No. of Miles of Poles.	No. of Miles of Wire.	No. of Messages, (Paid and Unpaid.)			Revenue. ^b	Expenditure. ^{b,c}
					Between Stations within Tasmania. ^d	Between Tasmania and other Countries.	TOTAL.		
1871.....	14	19	212	241	20,535		20,535	£ 764 s. 5 d. 4	£ 2053 s. 19 d. 10
1872.....	14	19	254	281	24,254	7513	31,767	1378 11 9	1930 15 4
1873.....	23	28	254	281	29,507	9774	39,281	1588 12 6	1851 5 11
1874.....	23	28	257	286	31,683	10,407	42,090	1885 17 11	2148 17 3
1875.....	32	35	396	468	38,539	11,087	49,626	2244 5 1	2677 4 3
1876.....	40	43	513	630	53,475	12,613	66,088	3042 17 3	3886 6 11½
1877.....	46	53	553 ^e	763 ^e	67,355	12,644	79,999	3610 5 5	5364 16 4
1878.....	59	71 ^f	692	910	74,799	15,514	90,313	4276 12 2	5970 0 7
1879.....	62	74 ^f	731	949	77,810 ^f	14,022	91,832	4225 2 5	6148 2 7
1880.....	64	76	745	963	93,859	14,871	108,730	5008 6 7	6464 19 3

The Submarine Cable was opened for public use on the 1st May, 1869. A great reduction in the charges for Inland Messages was made on the 20th May, 1869.

^a Not including the officers at the Mount Nelson or Longford Stations, or at the Launceston and Western Railway Stations, whose salaries are not paid by the Department, or the men occasionally employed in repairing the Lines. ^b The Revenue as here given does not include the amount collected, nor the Expenditure the amount paid, by the Department as Agent for the Submarine Cable Company and Lines in other Colonies, &c. ^c Does not include the annual subsidy of £4200, which, since the 1st May, 1869, has been paid to the Submarine Cable Company. This amount has been excluded, as it was desired to show the working expenses of the Department, but it must of course be included in order to ascertain the total cost to the Colony of the telegraphic service. ^d Includes Shipping Messages, Enquiries, &c. transmitted free, the numbers of which are estimated as follows:—1000 in 1869, 3000 in 1870, 3000 in 1871, 4000 in 1872, 4000 in 1873, 4000 in 1874, 5000 in 1875, 5000 in 1876, 6000 in 1877 and 1878, 8000 in 1879 and 1880. The number of Messages transmitted between Railway Stations on railway business is not included. ^e Corrected, the numbers given in last Return, as furnished by the Telegraph Department, having been since found to be erroneous. ^f Corrected.

E. C. NOWELL, Government Statistician.

LAUNCESTON AND WESTERN RAILWAY.

STATEMENT of Receipts and Expenditure for the Year 1880.

Train Mileage—Goods and Passengers, 86,977; Ballasting, 3913: Total (L. & W. R.), 90,890: T. M. L. R. Train Mileage, Evandale to and from Launceston, 21,131: Grand Total, 112,021.
Mean Train Miles, 104,473. Engine Miles (L. & W. R.), 105,280.

EXPENDITURE.		Train Mileage.	Cost per Mile open.	Cost per Train Mile.	RECEIPTS.				Receipts per	
		No.	£	s. d.					Train mile.	Open mile.
<i>Working Expenses.</i>										
Maintenance of Permanent Way and Works..	£ s. d.				Passengers, 102,918, at average 1s. 11d. 59 per passenger	£ s. d.	£ s. d.			
Locomotive and carriage and wagon charges..	5553 17 8	112,021	*99·2	0 11·9	Parcels, horses, carriages, and dogs.....	..	10,117 10 11			
Traffic charges	5248 7 5	90,890	116·6	1 1·9	Goods, 20,762 tons, at average 6s. 7·73d. per ton	6897 19 2	759 10 1			
Police, gatekeepers, &c.	4502 2 9	112,021	88·9*	0 10·7	Live Stock	434 10 6	7332 9 8			
General charges.....	473 17 11				Rents, mails, &c.....	1080 10 4				
Mails, &c.	1284 14 7	112,021	30·0*	0 3·6	Tasmanian Main Line Railway Toll, &c., 1880	4270 0 0	5350 10 4			
	392 14 0									
Total Working Expenses	17,455 14 4	104,473 ^a	334·7*	3 4·1	Total Railway Income	23,560 1 0	s. d.	£	
<i>Construction.</i>					Cash advanced by Treasury on account of new works of construction, and carried to debit of Construction Account	—	4 6·1	523·6	
Expenditure upon new works of construction not chargeable to Working Expenses.....	—									
Total Expenditure.....	17,455 14 4									
Balance to credit of Railway Income.....	6104 6 8									
	£23,560 1 0						£23,560 1 0			

^a Mean Train Mileage. * Reduced to the equivalent of a single line throughout.

J. W. ISRAEL, Accountant.

R. W. LORD, Secretary and Manager.

COST of Railway and Equipment and List of Rolling Stock, 1880.

Construction and Equipment.			Rolling Stock.															
Miles open.	Cost.		Loco-motives.	Carriages.				Wagons.								Horse Boxes.	Brake Vans.	Total No. Vehicles.
	Amount.	Per Mile open.		1st Class.	2nd Class.	Composite.	Excursion.	Ballast.	Low-sided.	High-sided.	Medium.	Swivel.	Covered.	Cattle.	Sheep.			
45	£ 435,595	£ 9679	5	3	3	7	2	5	13	16	42	8	15	9	6	4	6	144
				15				114										

J. W. ISRAEL, Accountant.

R. W. LORD, Secretary and Manager.

LAUNCESTON AND WESTERN RAILWAY—*continued.*

ANALYSIS of Traffic, and Traffic Receipts, 1880.

STATIONS.	TRAFFIC AND RECEIPTS AT EACH STATION.									RECEIPTS DURING EACH MONTH.			
	PASSENGERS.		GOODS TONNAGE.		RECEIPTS.					Month.	Working Days.	Relative Value of each Month.	Amount.
	Outwards.	Inwards.	Outwards.	Inwards.	Passengers.	Parcels, &c.	Goods and Live Stock.	Mails, Rent, Tolls, &c.	TOTAL.				
Launceston.....	82,092	37,355	3415	13,708	£ s. d. 3117 6 9	£ s. d. 214 2 3	£ s. d. 4314 7 3	£ s. d. 10 4 5	£ s. d. 7656 0 8	January	27	8·0	£ s. d. 1872 13 9
St. Leonard's	8142	7562	162	248	300 0 2	..	Cr. 3 12 0	..	296 8 2	February ..	24	7·5	1720 12 8
Breadalbane*.....	..	1811*	233	82	March	27	11·4	2771 7 8
Evandale	9842	4952	524	774	694 11 0	49 18 7	194 19 5	16 3 3	955 12 3	April	26	11·0	2589 15 11
Perth	7577	6747	713	756	487 15 8	34 19 2	310 2 11	13 5 2	846 2 11	May	26	9·5	2224 6 11
Longford	18,227	11,903*	2738	2414	1515 15 8	135 7 1	915 13 2	15 0 9	2581 16 8	June	26	7·5	1748 17 7
Wilmore's Lane*	971*	July	27	7·5	1772 4 4
Little Hampton*	1122*	2113	474	..	0 4 9	1 11 4	..	1 16 1	August	26	6·6	1554 19 9
Bishopsbourne*....	..	4958*	September..	26	6·9	1626 19 10
Oaks*	2798*	397	134	..	0 8 9	1 1 6	..	1 10 3	October	26	8·0	1893 4 6
Glenore*	1900*	438	134	November ..	26	7·5	1756 16 4
Hagley	3490	1957	1068	492	308 0 6	23 12 6	222 9 1	..	554 2 1	December ..	27	8·6	2028 1 9
Westbury	8953	5348	1801	575	894 1 4	48 0 7	456 3 9	41 15 9	1440 1 5				
Exton	2564	1199	1219	97	241 7 9	7 16 11	106 5 4	..	355 10 0				
Deloraine	12,081	8587	5941	874	2179 18 6	172 19 6	813 7 11	74 0 10	3240 6 9				
Mails, Rents	3748*	378 13 7	72 0 0	..	910 0 2	1360 13 9				
Sundry Receipts	4270 0 0	4270 0 0				
Toll, &c (T.M.L.R.)				
	102,918	102,918	20,762	20,762	10,117 10 11	759 10 1	7332 9 8	5350 10 4	23,560 1 0		314	100·0	23,560 1 0

* Includes Outwards and Inwards.

J. W. ISRAEL, *Accountant.*R. W. LORD, *Secretary and Manager.*

RECEIPTS, Traffic, and Working Expenses, &c.—Decennial Return.

TRAFFIC RECEIPTS, &c.

Year.	Miles open.	Cost of Construction and Equipment.		Total Train Miles.	Locomotives.	Goods and Passenger Traffic.		Receipts.												Receipts per Train Mile.	Working Days.				
		Amount.	Per mile.			Tons.	Passen- gers.	Passengers.	Parcels, &c.	Goods and Live Stock.			Miscel- laneous.			TOTAL.									
										£	s.	d.	£	s.	d.	£	s.	d.	£			s.	d.	£	s.
1871	45	—	—	78,816	4	13,710	59,880	6586	10	3	270	15	3	5309	3	1	462	6	0	12,628	14	7	3	2 45	279
1872	45	—	—	72,300	4	18,111	63,647	6199	15	7	316	14	1	5813	14	6	1306	2	1	13,636	6	3	3	9 24	278
1873	45	426,279	9472	83,682	4	25,283	82,923	7659	9	7	432	18	9	7968	15	2	1032	3	8	17,093	7	2	4	1 02	313
1874	45	427,946	9509	94,110	5	24,804	91,264	8918	13	6	515	9	1	7496	2	4	1394	19	11	18,325	4	10	3	10 7	313
1875	45	429,604	9547	89,650	5	25,837	92,122	9132	3	5	571	10	5	8691	8	3	1040	11	1	19,435	13	2	4	4 8	313
1876	45	431,613	9591	89,101	5	20,630	103,017	9838	4	7	698	4	0	6787	19	4	1589	8	3	18,913	16	2	4	2 9	313
1877	45	433,409	9631	102,471	5	18,516	102,959	9899	2	5	571	15	9	6804	9	2	4167	9	9	21,442	17	1	4	2 2	313
1878	45	435,445	9676	101,712	5	17,421	106,472	10,250	19	8	674	9	7	6448	3	11	4816	6	8	22,189	19	10	4	4 3	312
1879	45	435,595	9679	100,624	5	16,363	103,256	10,082	8	7	769	9	1	5685	17	7	5046	4	3	21,583	19	6	4	3 4	313
1880	45	435,595	9679	104,473	5	20,762	102,918	10,117	10	11	759	10	1	7332	9	8	5350	10	4	23,560	1	0	4	6 1	314

WORKING EXPENSES.

Year.	Miles worked.	Maintenance.			Locomotive & Carriage and Wagon Charges.			Traffic Charges.			General Charges, Mails, &c.			Total Working Charges.			Working Days.
		Amount.	Per Mile open.	Per Train Mile.	Amount.	Per Mile open.	Per Train Mile.	Amount.	Per Mile open.	Per Train Mile.	Amount.	Per Mile open.	Per Train Mile.	Amount.	Per Mile open.	Per Train Mile.	
		£ s. d.	£	s. d.	£ s. d.	£	s. d.	£ s. d.	£	s. d.	£ s. d.	£	s. d.	£ s. d.	£	s. d.	
1871	45	—	—	—	—	—	—	—	—	—	—	—	—	12,037 18 3	267 6	3 0 6	279
1872	45	4008 5 4	89 07	1 1 3	4299 10 2	95 54	1 2 7	3907 13 10	86 84	1 1 19	1570 19 8	34 91	0 5 10	13,786 9 0	306 36	3 10 3	278
1873	45	3400 1 0	75 5	0 9 75	4559 0 0	101 3	1 1 08	4237 15 1	94 1	0 10 16	1454 18 0	32 4	0 4 16	13,651 14 1	303 3	3 3 15	313
1874	45	4790 17 4	106 4	1 0 2	5284 9 9	117 6	1 1 5	4231 2 2	94 1	0 10 7	1321 9 5	29 3	0 3 4	15,627 18 8	347 3	3 3 8	313
1875	45	4863 12 8	101 8	1 1 2	5084 17 6	113 0	1 1 8	4780 16 5	106 2	1 1	1483 14 5	33 3	0 4	16,213 1 0	360 3	3 8	313
1876	45	4650 15 8	103 3	1 0 5	5031 16 7	111 8	1 1 5	4665 18 11	103 7	1 0 5	1433 18 6	31 9	0 3 9	15,782 9 8	350 7	3 6 4	313
1877	45	5960 1 2	132 4	1 1 1	5657 9 2	125 7	1 3 1	4884 1 9	108 5	0 10 7	1601 13 2	35 6	0 3 5	18,103 5 3	402 2	3 6 4	313
1878	45	5341 10 0	97 2*	0 11 7	5662 8 6	125 8	1 3 4	4805 18 4	85 8*	0 10 5	1871 4 0	33 4*	0 4 1	17,681 0 10	342 2*	3 5 7*	312
1879	45	6550 12 5	118 7*	1 2 5	5681 4 0	126 2	1 3 7	4719 18 0	84 3*	0 10 5	1747 13 0	31 2*	0 3 9	18,699 7 5	360 4*	3 8 6*	313
1880	45	5553 17 8	99 2*	0 11 9	5248 7 5	116 6	1 1 9	4976 0 8	88 9*	0 10 7	1677 8 7	30 0*	0 3 6	17,455 14 4	334 7*	3 4 1*	314

* Reduced to the equivalent of a single line of Railway throughout.

SUMMARY of Railway Statistics for Five Years ending 31st December, 1880.

	—	1876.	1877.	1878.	1879.	1880.
Miles open	No.	45	45	45	45	45
Miles worked (reduced to the equivalent of a single line)	No.	45	52	51 3	51 6	52 1
Total cost of construction and equipment	£	431,613	433,409	435,445	435,595	435,595
Ditto ditto per mile	£	9591	9631	9676	9679	9679
Gross earnings	£	18,913	21,442	22,189	21,583	23,560
Working expenses	£	15,782	18,103	17,681	18,699	17,456
Profits on working	£	3131	3339	4508	2884	6104
Proportion of working expenses to gross earnings	Per cent.	83 44	84 42	79 68	86 82	74 09
Passenger journeys	No.	103,017	102,959	106,472	103,256	102,918
Average distance travelled per passenger	Miles.	16 95	17 33	17 39	17 63	17 33
Average rate per passenger	s. d.	1 10 92	1 11 07	1 11 10	1 11 43	1 11 59
Ditto per passenger per mile	Pence.	1 35	1 33	1 32	1 33	1 36
Goods tonnage	No.	20,630	18,516	17,421	16,363	20,762
Average distance travelled per ton	Miles.	25 86	30 01	29 11	27 36	28 35
Average rate per ton	s. d.	6 3 37	6 9 46	6 9 02	6 3 55	6 7 85
Ditto per ton per mile	Pence.	2 01	2 71	2 78	2 76	2 82
Train mileage	No.	89,101	102,471	101,712	100,624	104,473
Average ditto per mile open	No.	1980	2277	2260	2236	2322
Engine mileage	No.	99,222	102,745	101,271	100,590	105,280
Gross earnings per train mile	s. d.	4 2 9	4 2 2	4 4 3	4 3 4	4 6 1
Ditto per mile open	£	420 2	476 4	493 0	479 6	523 6
Working expenses per train mile	s. d.	3 6 4	3 6 4	3 5 7	3 8 6	3 4 1
Ditto per mile worked	£	350 7	348 0	342 2	360 4	334 7
Locomotives	No.	5	5	5	5	5
Other vehicles	No.	126	126	144	144	144

R. W. LORD, *Secretary and Manager.*J. W. ISRAEL, *Accountant.*

MARINE BOARDS.

RETURN of the Receipts and Expenditure of the Marine Boards in Tasmania for the Year 1880.

Name of Port.	Balance from previous Year.	Receipts.					Expenditure.	Balance to following Year.
		Wharfage.	Pilotage.	Harbour Dues.	Other Receipts.	TOTAL.		
	£ s. d.	£ s. d.	£ s. d.	£ s. d.	£ s. d.	£ s. d.	£ s. d.	£ s. d.
Hobart	924 10 4	3855 10 10	388 17 4	896 8 4	22 0 1	5162 16 7	4902 17 0	1184 9 11
Launceston.....	—1143 18 8	4057 10 11	586 6 2	607 15 0	1462 10 4	6714 2 5	5024 19 4	545 4 5
Circular Head ..	69 7 4	38 16 1	41 0 9	73 10 9	21 0 0	174 7 7	162 15 9	80 19 2
Mersey	711 13 0	253 12 3	72 10 9	116 1 0	36 1 5	478 5 5	413 13 4	776 5 1
Table Cape.....	285 19 9	162 15 7	8 8 6	156 18 11	12 15 0	340 18 0	96 19 5	529 18 4
TOTAL	847 11 9	8368 5 8	1097 3 6	1850 14 0	1554 6 10	12,870 10 0	10,601 4 10	3116 16 11

The sign minus (—) shows that the balance was against the Board.
[Compiled from information supplied by the Master Wardens.]

E. C. NOWELL, Government Statistician.

LIGHT-HOUSES.

RETURN relative to Light-houses, for the Year 1880.

Where situated.	Nature of Light exhibited.	Number of Officers.	Expenses of Management.			Amount received from Light Dues and other Sources.	Proportion of Expenses contributed by other Governments.
			Salaries of the Superintendents and Assistants.	Stores, Repairs, Transport, &c.	All other Expenses.		
			£ s. d.	£ s. d.	£ s. d.	£ s. d.	£ s. d.
Iron Pot	Fixed	Superintendent and two Assistants ...	295 0 0	115 0 10	821 1 2	3975 18 9	570 12 11*
South Bruni	Revolving	Ditto	285 0 0	273 13 8			
Low Head	Ditto	Ditto	295 0 0	122 2 6			
Swan Island	Revolving flash	Ditto and three Assistants	374 16 6	274 3 11			
Goose Island	Fixed	Ditto	370 0 0	249 1 9			
Kent's Group	Revolving	Ditto and four Assistants	440 14 4	441 14 3			
King's Island (Cape Wickham)	Fixed	Ditto	359 7 6	367 12 3	821 1 2	3975 18 9	570 12 11*
Ditto(Currie Harbour)	Revolving	Ditto and three Assistants	312 5 0	377 6 11			
TOTAL			£5774 0 7			£4546 11 8	

To balance credit commencement of year - - - - - £ s. d.
Ditto end of year - - - - - 5552 14 10^b
4825 5 11
^a For half-year ended 30th June, 1879, only.
^b Not including £500 loan to Harbour Trust Fund repaid in 1880.

[Compiled from Returns published in the Gazette.]
E. C. NOWELL, Government Statistician.

SALMON AND TROUT BREEDING ESTABLISHMENT.

RETURN of the Expense of the Salmon and Trout Breeding Establishment for the Year 1880.

	Salaries.	Other Expenses.	TOTAL.
	£ s. d.	£ s. d.	£ s. d.
Secretary, Superintendent's Assistant, and Water Bailiff, including Conservancy of the River Derwent	209 5 2	83 4 4	292 9 6

PHILIP S. SEAGER, Secretary to the Salmon Commissioners.

I.—ESTABLISHMENTS MAINTAINED BY GOVERNMENT.

CHARITABLE ESTABLISHMENTS.—ACCOMMODATION AND NUMBERS.

RETURN relative to Hospitals, Pauper, and other Charitable Establishments in Tasmania maintained by Government; showing the Number of Wards or Rooms, with their Capacity, the Number of Patients treated, and Persons maintained, in the Year 1880.

ESTABLISHMENTS.	Accommodation.				Numbers.																			Cases of Sickness treated.				
	No. of Wards or Rooms.	Aggregate Capacity of Wards or Rooms in cubic feet.	No. of Beds		Remaining on 1st January from previous Year.		Admitted during Year.		Discharged.						Died.		Remaining at end of Year.		Daily Average during Year.						In-Patients.		Out-Patients.	
			For Males.	For Females.					Cured or relieved.	Incurable.	At their own request or on other grounds.	Chargeable to Colonial Government.	Chargeable to Imperial Government.	TOTAL.														
					M.	F.	M.	F.							M.	F.	M.	F.	M.	F.	M.	F.	M.	F.	M.	F.	M.	F.
HOSPITALS—																												
Hobart	17	166,160	90	43	57	18	687	367	614 ^a	331 ^a	—	—	—	—	69	35	61	19	55·14	33·59	00·74	—	55·88	33·59	74	385	943	1214
Ditto, Contagious Diseases ..	2	49,636	—	40	—	10	—	98	—	104	—	—	—	—	—	—	4	—	—	10·15	—	—	—	10·15	—	108	—	—
Launceston	10	94,676 ^b	54	23	42	18	344	120	286	112	9	2	2	—	46	10	43	14	39·04	17·62	00·15	—	39·19	17·62	386	138	144	204
Total Hospitals.....	29	310,472	144	106	99	46	1031	585	900	547	9	2	2	—	115	45	104	37	94·18	61·36	00·89	—	95·07	61·36	460	631	1087	1418
PAUPER ESTABLISHMENTS—																												
Brickfields, Hobart	9	129,000 ^c	188	—	122	—	101	—	—	—	—	—	79	—	29	—	115	—	132·11	—	4·58	—	136·69	—	434	—	—	—
New Town	33	412,503	450	170	408	151	482	116	—	—	—	—	393	87	98	23	399	157	351·00	153·33	62·00	2·66	413·00	155·99	528	200	—	—
Launceston	11	148,455	144	—	133	—	176	—	—	—	—	—	152	—	20	—	137	—	137·38	—	3·24	—	140·62	—	111	—	—	—
Total Pauper Establishments	53	689,958	782	170	663	151	759	116	—	—	—	—	624	87	147	23	651	157	620·49	153·33	69·82	2·66	690·31	155·99	1073	200	—	—

^a Total number discharged. It is stated that no record has been kept of the particulars in the next columns. ^b Error in previous Returns, the passages having been included. ^c Sleeping accommodation only.

[Compiled from Returns furnished by the respective Superintendents.]

E. C. NOWELL, *Government Statistician.*

I.—ESTABLISHMENTS MAINTAINED BY GOVERNMENT—continued.

HOSPITALS FOR THE INSANE.—ACCOMMODATION AND NUMBERS.

RETURN relative to the Hospitals for the Insane in Tasmania, showing the Number of Wards or Rooms, with their Capacity, and the Number of Patients treated, in the Year 1880.

HOSPITAL.	Accommodation.				Numbers remaining on the 1st January from the previous Year.		Numbers admitted during the Year.										Numbers discharged during the Year.												Number absconded and retaken.			
	No. of Wards or Rooms.	Aggregate Capacity of Wards or Rooms in cubic feet.	No. of Beds.				Re-admitted.	Fresh Patients.		Retaken, having absconded during the previous Year.		Transferred from other Establishments.		TOTAL.		Cured.		Improved.		To friends without improvement.		Absconded and not retaken.		Transferred to other Establishments.		Died.		TOTAL.				
			For Males.	For Females.																												
New Norfolk	116	123,070	140	140	M. 138	F. 131	M. 4	F. 1	M. 16	F. 15	M. ..	F. ..	M. ..	F. ..	M. 20	F. 16	M. 7	F. 5	M. ..	F. 4	M. ..	F. ..	M. ..	F. ..	M. ..	F. ..	M. 12	F. 7	M. 19	F. 16	M. 1	F. ..
Cascades	31	57,286	100	..	74	74	2	..	2	..	1	..
TOTAL	147	180,356	240	140	212	131	4	1	16	15	94	16	7	5	..	4	14	7	21	16	2	..

HOSPITAL.	Numbers remaining on 31st December.						Daily Average during Year.					
	Supposed curable.		Supposed incurable.		TOTAL.		Chargeable to Colonial Government.		Chargeable to Imperial Government.		TOTAL.	
	M.	F.	M.	F.	M.	F.	M.	F.	M.	F.	M.	F.
New Norfolk	16	12	123	119	139	131	110·88	96·58	8·64	13·03	119·52	109·61
Cascades	72	..	72	..	8·04	..	65·22	..	73·26	..
TOTAL	16	12	195	119	211	131	118·92	96·58	73·86	13·03	192·78	109·61

[Compiled from Returns furnished by the respective Superintendents.]

E. C. NOWELL, Government Statistician.

I.—ESTABLISHMENTS MAINTAINED BY GOVERNMENT—*continued.*

GAOLS AND PENAL ESTABLISHMENTS.—ACCOMMODATION AND NUMBERS.

RETURN relative to the Accommodation, Number of Prisoners, &c., for the Year 1880.

ESTABLISHMENT.	Accommodation.				Number of Prisoners.														Average Number during Year chargeable to—						Greatest Number in Confinement at one time during Year.		Number of Cases of Sickness during Year.	
	No. of Wards or Cells.	Aggregate Capacity of Wards or Cells in cubic feet.	No. of Prisoners the Wards or Cells are capable of containing.		At commencement of Year.		Received during Year.		Absconded and not retaken.		Executed.		Died.		Remaining at end of Year.		Discharged during Year.		Colonial Government.		Imperial Government.		TOTAL.					
			In separate Cells.	If more than one Prisoner sleeps in one Cell.																								
Gaol for Males, Campbell-street, Hobart	90	144,446	87	160	M. 182	F. ..	M. 471	F. ..	M. 2	F. ..	M. ..	F. ..	M. 2	F. ..	M. 148	F. ..	M. 501	F. ..	M. 163·73	F. ..	M. 7·87	F. ..	M. 171·60	F. ..	M. 198	F. ..	M. 322	F. ..
Gaol for Females, ditto	14	34,036	5	50	.. 37	.. 293 27	.. 303	.. 32·58 82·59	.. 48·61	1·22 43	.. 28
Gaol, Launceston	96	96,564	82	12	M. 75	F. 44	M. 599	F. 286	M. 2	F. 6	M. 79	F. 44	M. 593	F. 280	M. 81·37	F. 48·61	M. 1·22	F. ..	M. 82·59	F. 48·61	M. 95	F. 52	M. 110	F. 130
TOTAL	200	275,046	174	222	M. 257	F. 81	M. 1070	F. 579	M. 2	F. ..	M. ..	F. ..	M. 4	F. 6	M. 227	F. 71	M. 1094	F. 583	M. 245·10	F. 81·19	M. 9·09	F. ..	M. 254·19	F. 81·19	M. 293	F. 95	M. 432	F. 158

[Compiled from Returns furnished by the respective Superintendents.]

E. C. NOWELL, *Government Statistician.*

I.—ESTABLISHMENTS MAINTAINED BY GOVERNMENT—continued.
RETURN showing the Ages, Education, and Birth-places of Inmates, for the Year 1880.

ESTABLISHMENT.	AGES.																	EDUCATION.								BIRTH PLACES OF INMATES.															
	Under 10.		10 and under 15.		15 and under 25.		25 and under 35.		35 and under 45.		45 and under 55.		55 and under 65.		65 and upwards.		Average of all Ages.	Unable to read.		Able to read only.		Able to read and write.		Of Superior Education.	Australian Colonies and Tasmania.		England and Wales.		Ireland.		Scotland.		Other British Possessions.		Foreign Countries.		Birth-places unknown.				
	M.	F.	M.	F.	M.	F.	M.	F.	M.	F.	M.	F.	M.	F.	M.	F.	M. & F.	M.	F.	M.	F.	M.	F.	M.	F.	M.	F.	M.	F.	M.	F.	M.	F.	M.	F.	M.	F.				
<i>Hospitals.</i>																																									
Hobart	33	16	39	25	134	107	94	55	55	47	121	54	125	56	143	25	37·94 & 15·21 ^a	293	214	270	64	97	64	32	26	16	1	27	5	9	11		
Ditto, Contagious Diseases	1	..	98	..	8	..	1	20·45	107	1				
Launceston	7	2	9	7	71	41	46	11	34	14	61	30	90	18	68	15	43·25 & 15·28 ^a	109	73	174	31	71	29	15	4	2	..	13	1	2	..		
Total Hospitals	40	18	48	33	205	246	140	74	89	62	182	84	215	74	211	40	402	394	444	95	168	94	47	30	18	1	40	6	11	11		
<i>Hospitals for the Insane.</i>																																									
New Norfolk	1	2	1	15	18	29	13	23	27	31	45	32	25	26	17	45 & 11 ^a	56	39	102	108				
Cascades	2	..	24	..	25	..	21	..	60·00	1	..	33	..	32	..	3	1	..	2	..		
Total Hospitals for the Insane.....	..	1	2	1	15	18	29	13	25	27	55	45	57	25	47	17	57	39	33	..	32	..	3	1	..	104	108		
<i>Pauper Establishments.</i>																																									
Brickfields, Hobart	2	..	1	..	2	..	7	..	47	..	164	..	70·00	68	..	30	..	125	5	..	189	..	23	..	5	1		
New Town	2	..	1	22	12	12	8	4	61	41	209	86	597	102	68·00	370	123	90	70	430	74	15	38	616	69	185	128	57	28	2	..	15	4		
Launceston.....	1	..	1	..	4	..	2	..	10	..	18	..	67	..	206	..	66·89 & 11·00 ^a	117	..	129	..	59	..	4	..	8	..	202	..	76	..	19	4		
Total Pauper Estabts. ...	1	..	3	..	7	22	15	12	20	4	86	41	323	86	967	102	..	555	123	249	70	614	74	4	..	28	38	1007	69	284	128	81	28	2	..	20	4		
<i>Gaols and Penal Establishments.</i>																																									
Gaol for Males, Campbell-street, Hobart.....	16	..	181	..	79	..	34	..	111	..	142	..	90	..	42·00	191	..	44	..	409	..	9	..	204	..	240	..	112	..	86	11		
Gaol for Females, ditto	81	..	22	..	42	..	131	..	44	..	10	42·00	..	125	..	71	..	134	124	..	96	..	64	..	46			
Launceston	12	14	3	138	44	86	49	100	36	132	94	125	57	79	35	40·71 & 2·50 ^a	166	70	104	117	403	142	1	1	207	82	228	103	120	86	97	48	4	6	18	5		
Total Gaols and Penal Establishments	12	30	3	319	125	165	71	134	78	243	225	267	101	169	45	..	357	195	148	188	812	276	10	1	411	206	468	199	232	150	183	94	4	6	29	5		

^a Adults and Children respectively.

[Compiled from Returns furnished by the respective Superintendents.]

E. C. NOWELL, Government Statistician.

I.—ESTABLISHMENTS MAINTAINED BY GOVERNMENT—*continued.*

GAOLS AND PENAL ESTABLISHMENTS.—EMPLOYMENT, PUNISHMENTS, &c.

RETURN showing the Employments of Prisoners, Punishments inflicted for Offences committed within the Prison, and the Number of Prisoners committed before, for the Year 1880.

ESTABLISHMENT.	Average Daily Number employed.								Punishments.						Number of Prisoners committed before.					
	Hard Labour in Prison.		Hard Labour outside Prison.		Other Employments.		Not employed.		Irons.		Solitary Imprisonment.		Other Punishments.		Once.		Twice.		Three or more times.	
	M.	F.	M.	F.	M.	F.	M.	F.	M.	F.	M.	F.	M.	F.	M.	F.	M.	F.	M.	F.
Hobart—Gaol for Males, Campbell-street	70	—	65	—	8	—	22	—	1	—	44	—	22	—	197	—	139	—	317	—
Ditto Females, ditto	—	30	—	—	—	—	—	2	—	—	—	5	—	7	—	41	—	29	—	260
Gaol, Launceston	23	19	31	—	9	6	17	23	—	—	11	2	3	—	148	35	96	26	206	190
TOTAL	93	49	96	—	17	6	39	25	1	—	55	7	25	7	345	76	235	55	523	450

[Compiled from Returns furnished by the respective Superintendents.]

E. C. NOWELL, *Government Statistician.*

I.—ESTABLISHMENTS MAINTAINED BY GOVERNMENT—*continued.*

RETURN showing the Expenditure on Account of Establishments maintained by the Government of Tasmania, together with the Amounts received for Labour of Inmates and from other Sources, during the Year 1880.

ESTABLISHMENT.	Salaries and Allowances.	Other Expenses.	Gross Expenditure.	Cash Receipts from Labour of Inmates, Sale of Produce, &c.	Net Expenditure.	Proportion of Net Expenditure chargeable to ^a		Average Cost per Head per Annum. ^b	
						Colonial Government.	Imperial Government.	On Gross Expenditure.	On Net Expenditure.
	£ s. d.	£ s. d.	£ s. d.	£ s. d.	£ s. d.	£ s. d.	£ s. d.	£ s. d.	£ s. d.
<i>Hospitals.</i>									
Hobart	2261 18 10	4061 7 6	6323 6 4	394 4 0	5929 2 4	5881 6 11	47 15 5	70 13 6	66 5 4½
Ditto Contagious Diseases	60 0 0	201 1 9	261 1 9	...	261 1 9	261 1 9	...	25 13 9½	25 13 9½
Launceston	1046 13 7	3155 1 3c	4201 14 10	330 4 10½	3871 9 11½	3866 18 11	4 11 0½	73 19 2½	68 2 11½
Total Hospitals	3368 12 5	7417 10 6	10,786 2 11	724 8 10½	10,061 14 0½	10,009 7 7	52 6 5½	68 19 0	64 5 0
<i>Hospitals for the Insane.</i>									
New Norfolk	3020 7 4	4379 12 8	7400 0 0	1750 10 3	5049 3 9	5114 3 11	534 19 10	27 4 5½	20 15 7¾
Cascades	896 16 6	1368 10 4	2265 6 10	143 18 4	2121 8 6	73 9 6	2047 19 0	30 18 4¾	28 19 1½
Total Hospitals for the Insane	3917 3 10	5748 3 0	9665 6 10	1894 14 7	7770 12 3	5187 13 5	2582 18 10	31 19 3	25 13 11¼
<i>Pauper Establishments.</i>									
Brickfields, Hobart	163 11 2	1425 1 6½	1588 12 8½	10 14 6	1577 18 2½	1477 4 6½	100 13 8	11 11 10¾	11 10 4
New Town	907 17 6	5961 15 7d	6869 13 1	120 12 9	6749 0 4	5242 4 4	1506 16 0	12 1 5½	11 17 2½
Launceston	293 14 8	1604 19 4	1898 14 0	32 10 9	1866 3 3	1823 2 3	43 1 0	13 10 7¾	13 6 0
Total Pauper Establishments	1365 3 4	8991 16 5½	10,356 19 9½	163 18 0	10,193 1 9½	8542 11 1½	1650 10 8	15 7 5	12 0 10¾
<i>Gaols and Penal Establishments.</i>									
Gaol for Males, Campbell-street, Hobart.....	3457 19 3	2830 16 11c	6288 16 2	1827 10 1	4461 6 1	4246 16 6	214 9 7	36 12 11½	25 19 11½
Ditto for Females, ditto.....	366 18 0	429 2 1	796 0 1	411 13 5	384 6 8	384 6 8	...	24 8 7½	11 15 10
Launceston	1267 6 4	1976 9 10	3243 16 2	1354 15 7½	1889 0 6½	1858 15 0¾	30 5 5¾	24 14 5	14 7 11
Total Gaols and Penal Establishments ...	5092 3 7	5236 8 10	10,328 12 5	3593 19 1½	6734 13 3½	6489 18 2¾	244 15 0¾	30 15 11½	20 1 7
<i>Total of all Establishments</i>	13,743 3 2	27,393 18 9½	41,137 1 11½	6377 0 7	34,760 1 4½	30,229 10 4¼	4530 11 0¼

^a As far as could be ascertained.^b The totals of these averages are found by dividing the total expenditure by the total average daily number, and not by taking the means of the cost per head.^c Includes erection and repairs of buildings, £553 11s. 5d.^d Includes £236 8s. 6d. for repairs.^e Includes £46 15s. 11d. for repairs.

[Compiled from Returns furnished by the Superintendents of the respective Establishments.]

E. C. NOWELL, *Government Statistician.*

ESTABLISHMENTS MAINTAINED BY GOVERNMENT.

DAILY Average Number of Persons maintained.—Decennial Return.

	1871.		1872.		1873.		1874.		1875.		1876.		1877.		1878.		1879.		1880.	
	M.	F.	M.	F.	M.	F.	M.	F.	M.	F.	M.	F.	M.	F.	M.	F.	M.	F.	M.	F.
<i>Hospitals.</i>																				
Hobart	84 ^a	..	84 ^a	..	82 ^a	..	79 ^a	..	56	26	72	31	80	27	58	21	53	27	56	34
Ditto, Contagious Diseases ^b	12	..	10
Launceston	68 ^a	..	64 ^a	..	59 ^a	..	60 ^a	..	41	17	38	19	42	15	39	14	37	16	39	18
Port Arthur ^c	64	..	57	..	42	..	19	..	^d	..	^d
<i>Hospitals for Insane.</i>																				
New Norfolk	70	58	73	58	77	56	66	52	113	122	117	115	121	106	121	102	120	106	120	110
Cascades, Hobart ^e	76	..	75	..	75	..	73	..
Port Arthur ^c	85	..	85	..	90	..	83	..	87	..	83
<i>Pauper Establishments.</i>																				
Brickfields, Hobart	232	..	247	..	248	..	245	..	265	..	265	..	265	..	269	..	222	..	137	..
Cascades, ditto ^f	160	125	156	122	160	109	202	51	302	..	259	..	274	..	316	..	325
New Town (Males) ^g	400	..	413	..
Ditto (Females) ^h	124	..	134	..	137	..	147	..	146	..	150	..	156
Launceston	121	..	128	..	132	..	129	..	123	..	122	..	154	..	124	..	126	..	141	..
Port Arthur ^c	112	..	112	..	84	..	28	..	22	..	70
Queen's Asylum for Destitute Children	205	148	201	150	166	158	131	119	101	91	78	79	66	61	56	48
Cascades Training School for Juvenile Offenders ^f	37	..	39	..	36	..	32	..	27	..	15	..	10
<i>Gaols and Penal Establishments.</i>																				
Hobart (Males)	168	..	160	..	146	..	197	..	156	..	139	..	177	..	186	..	199	..	172	..
Ditto (Females)	66	..	75	..	84	..	67	..	54	..	44	..	43	..	52	..	48	..	33
Ditto (Children of Prisoners)	10	..	17	..	18	..	16	..	11	..	5
Cascades (Males) ⁱ	29	..	28
Launceston	74	23	72	40	74	49	62	47	71	52	53	53	55	53	63	55	65	39	83	49
Ditto (Children of Prisoners)	3	..	5	..	4	..	3
Port Arthur ^c	297	..	282	..	269	..	154	..	83	..	68

^a Males and females. The sexes were not distinguished in the Return for this year. ^b Opened, 25 Nov. 1879. ^c Closed, 19 April, 1877. ^d No Return furnished. ^e Opened, 16 April, 1877.^f Abolished. ^g Opened, 1 July, 1879. ^h Opened, 19 June, 1874. ⁱ Opened, 16 Feb. 1875.

E. C. NOWELL, Government Statistician.

ESTABLISHMENTS MAINTAINED BY GOVERNMENT.

AVERAGE Net Cost of Inmates per head per Annum.—Decennial Return.

	1871.	1872.	1873.	1874.	1875.	1876.	1877.	1878.	1879.	1880.
<i>Hospitals.</i>	£ s. d.	£ s. d.	£ s. d.	£ s. d.	£ s. d.	£ s. d.	£ s. d.	£ s. d.	£ s. d.	£ s. d.
Hobart	38 5 0	38 10 1	40 18 4	43 10 9	43 14 5½	53 5 0	66 2 8½	82 14 5	72 13 6	66 5 4½
Ditto, Contagious Diseases ^a	43 15 0	25 13 9½
Launceston	36 8 3	40 17 1	37 18 5½	38 1 3½	44 9 6½	43 10 2½	40 7 11	45 12 2	61 16 11	68 2 11½
Port Arthur ^b	24 6 1½	22 0 5½	18 18 9½	21 18 5
<i>Hospitals for Insane.</i>										
New Norfolk	24 2 2	21 14 3½	23 14 3½	25 17 11	22 13 10	24 6 6½	22 15 10½	26 11 11	22 3 8½	20 15 7¼
Cascades ^c	33 17 4½	32 7 0½	30 5 10	28 19 1½
Port Arthur ^b	27 16 4	26 0 5½	23 9 4	28 14 7	29 13 4	29 2 7½
<i>Pauper Establishments.</i>										
Brickfields	11 14 3½	11 3 6½	12 1 7¼	13 7 7½	13 0 0	13 8 4	13 5 9	14 12 1½	12 16 9¼	11 10 4
Cascades ^d	10 16 9	9 18 7½	11 2 5	13 15 2½	12 7 3½	14 9 9½	14 17 5	13 9 1½	11 11 10½	..
New Town (Males) ^e	13 6 6½	11 17 2½
New Town (Females) ^f	10 12 9	13 2 5½	13 6 11½	14 19 1½	15 11 4½	14 3 3½	13 6 0
Launceston	9 7 7¼	11 8 9	10 7 4	11 8 1	11 3 7½	14 6 2½	13 18 7½	12 19 10½	13 9 7	..
Port Arthur ^b	19 19 10½	18 19 0½	18 9 11¼	21 10 3	24 3 4	22 19 1
Queen's Asylum for Destitute Children ^d	15 12 4	15 0 6	14 13 4½	14 15 10½	15 11 1¼	16 18 7½	19 3 5½	20 4 7
Cascades Training School for Juvenile Offenders ^d ..	13 2 5	8 12 0	8 17 9	12 4 0	9 12 6½	19 16 8½	23 12 1½
<i>Gaols and Penal Establishments.</i>										
Hobart (Males)	22 7 0	23 9 10	23 5 10	27 0 6½	23 6 4	34 11 0	27 10 10	23 11 9½	28 11 4	25 19 11½
Ditto (Females)	14 9 9	13 1 1	12 15 10½	17 16 7½	24 1 0	21 17 3	15 16 1	11 5 10½	8 9 4½	11 15 10
Ditto (Children of Prisoners)	11 2 11	12 5 10	9 12 3	11 6 4	12 7 3½	11 5 8½
Cascades (Males) ^g ^d	18 11 8½	33 1 2
Launceston	30 11 2¼	23 19 6	21 6 2	20 8 9½	17 10 8	21 17 7½	20 1 0	19 1 3½	21 8 7½	14 7 11
Port Arthur ^b	35 15 8	34 8 9½	27 11 1¼	20 7 0	31 19 4	27 8 0½

^a Opened, 25 November, 1879.^b Closed, 19 April, 1877.^c Opened, 16 April, 1877.^d Abolished.^e Opened, 1 July, 1879.^f Opened, 19 June, 1874.^g Opened, 16 Feb. 1875.

E. C. NOWELL, Government Statistician.

II.—ESTABLISHMENTS ASSISTED BY GOVERNMENT.

RETURN relative to the Number of Patients treated in the Hospital, Campbell Town, and of Children maintained in the Boys' Home and Girls' Industrial Schools, Hobart and Launceston, during the Year 1880.

ESTABLISHMENT.	Remaining from previous Year.		Admitted.		Discharged.		Died.		Remaining at end of Year.		Average Daily Number during Year.	
	M.	F.	M.	F.	M.	F.	M.	F.	M.	F.	M.	F.
Hospital, Campbell Town	3	..	28	12	27	11	3	..	1	1
Boys' Home, Hobart ^b	31	..	7	..	8	30	..	30.33	..
Girls' Industrial School, ditto	39	..	7	..	12	34
Ditto, Launceston.....	..	13	..	3	..	2	14	..	13
TOTAL	34	52	35	22	35	25	3	..	31	49	..	13

^a Not furnished. ^b Year ending 31 March, 1881.

[Compiled from information furnished by the respective Establishments.]

RAGGED SCHOOLS.

RETURN relative to Ragged Schools in Tasmania receiving Government Aid, for the Year 1880.

	NUMBER OF CHILDREN.					
	Average Number on the Rolls.			Average Daily Attendance.		
	Boys.	Girls.	TOTAL.	Boys.	Girls.	TOTAL.
Watchorn-street School	58	54	112	50	32	82
Collins-street School	82	87	169	59	64	123
Cascades Road School.....	98	91	189	73	67	140
St. Luke's School	36	59	95	21	27	48
TOTAL.....	274	291	565	203	190	393

[Compiled from information furnished by the Managers of the respective Schools.]

BENEVOLENT SOCIETIES.

RETURN showing the Number of Persons relieved by the Benevolent Societies at Hobart and Launceston during the Year 1880.

WHERE.	NUMBER OF PERSONS WHO RECEIVED RELIEF.											
	Permanent.						Occasional.					
	Adults.			Children.			Adults.			Children.		
	Male.	Female.	TOTAL.	Male.	Female.	TOTAL.	Male.	Female.	TOTAL.	Male.	Female.	TOTAL.
Hobart	70	158	228	115	117	232
Launceston.....	17	54	71	37	45	82	27	28	55	33	23	56
TOTAL.....	17	54	71	37	45	82	97	186	283	148	140	288

[Compiled from Returns furnished by the respective Societies.]

For the Receipts and Expenditure of the above Establishments see page 147.

E. C. NOWELL, Government Statistician.

ESTABLISHMENTS ASSISTED BY GOVERNMENT.

RETURN showing the Receipts and Expenditure of Establishments assisted by the Government of Tasmania during the Year 1880.

ESTABLISHMENT.	RECEIPTS.					EXPENDITURE. ^a	Balance at end of the year.	Proportion per cent. which Private Subscriptions bore to Government Grant.
	Balance from last year.	From Private Subscriptions.	From Government.	From other sources.	TOTAL.			
<i>Charitable.</i>	£ s. d.	£ s. d.	£ s. d.	£ s. d.	£ s. d.	£ s. d.	£ s. d.	
Hospital, Campbell Town	14 12 3	101 18 3	253 4 0	211 13 3	581 7 9	352 19 5	228 8 4	40·28
Boys' Home, Hobart.....	31 4 6	197 8 0	290 19 6	54 0 8	573 12 8	560 18 4	12 14 4	67·69
Girls' Industrial School, ditto	138 15 0	417 9 1	199 15 11	756 0 0	722 11 9	33 8 3	33·23
Ditto, Launceston.....	...	182 1 3	94 12 6	77 2 11	353 16 8	387 16 2	— 33 19 6	192·41
Benevolent Society, Hobart	111 14 4	230 9 6	504 12 10	306 0 0	1152 16 8	1253 5 9 ^c	— 100 9 1	45·67
Ditto, Launceston.....	197 9 5	415 3 9	500 0 0	...	1112 13 2	902 17 7	209 15 7	83·03
	355 0 6	1265 15 9	2060 17 11	848 12 9	4530 6 11	4180 9 0	349 17 11	61·41
<i>Educational.</i>								
Ragged School Association	132 16 1	452 0 5	3 17 5	588 13 11	529 11 2	59 2 9	29·38
St. Luke's Ragged School	50 0 0	7 2 0	57 2 0	57 2 0
		132 16 1	502 0 5	10 19 5	645 15 11	586 13 2	59 2 9	26·45
<i>Scientific.</i>								
Royal Society of Tasmania	321 14 0	650 0 0 ^d	95 1 10	1066 15 10	1130 2 5 ^e	— 63 6 7	49·49

^a Includes debit balances from last year.^b Deposit and interest, £286 17s. 7d.^c Includes deposit at interest, £400.^d £200 being for Museum and £450 for Gardens.^e To this item must

be added outstanding liabilities, £15, whilst against it assets to the amount of £70 12s. have to be placed, reducing the debit balance to £7 14s. 7d.

The balances against the Establishments are denoted by the sign *minus* (—).

[Compiled from information furnished by the respective Establishments.]

E. C. NOWELL, *Government Statistician.*

OUT-DOOR CHARITABLE RELIEF.

RETURN of the Amount expended in connection with Out-door Charitable Relief for the Year 1880.

<i>Charitable Grants Department.</i>	£ s. d.	£ s. d.
Salaries and Allowances	820 4 0	
Transport and Funeral Expenses	554 1 10	
Maintenance of Paupers not otherwise provided for.....	6702 7 10	
		8076 13 8
Destitute Children under Boarding-out system.....	..	2084 19 11
		<u>£10,161 13 7</u>

WM. H. WINDSOR, *Assistant Treasurer.*

NEW TOWN FARM.

RETURN showing Expense, Produce, and Receipts of the New Town Farm during the Year 1880.

<i>Dr.</i>	£ s. d.	£ s. d.	<i>Cr.</i>	£ s. d.	£ s. d.
Wages, &c. paid	306 10 10		Cash Receipts—		
Seed, bran, &c. purchased	66 3 4		Sale of Stock	125 18 8	
Miscellaneous expenses.....	142 0 2		46 ³ / ₈ bushels wheat, at 5s. per bushel ..	11 14 8	
Stock purchased	31 15 0		Potatoes	3 11 0	
		546 9 4	Milk supplied to Officers, &c.	72 15 0	
					213 19 4
			Milk, &c. supplied to other Institutions—		
			Milk, 84,084 pints, at 2d. per pint ..	700 14 4	
			Vegetables—23,981 lbs. Potatoes, at		
			£4 per ton	42 16 6	
			Ditto, 1004 lbs., at £10 per ton ..	4 9 7	
					748 0 5
Balance in favour of Farm	415 10 5			
		<u>£961 19 9</u>			<u>£961 19 9</u>

[Compiled from statement furnished by the Superintendent of the Farm.]

E. C. NOWELL, *Government Statistician.*

BOARDS OF WORKS.

RETURN showing the Amounts at the disposal of the several Boards of Works on 1st January, 1880; the Amounts expended during 1880; and the Balances unexpended on 31st December, 1880.

BOARDS.	Amounts at disposal of Boards on 1st Jan. 1880.	Amounts expended during 1880.	Balances unexpended on 31st Dec. 1880.
	£ s. d.	£ s. d.	£ s. d.
Campbell Town	5 0 6	..	5 0 6
Clarence	3 0 0	..	3 0 0
Deloraine	1 6 8	..	1 6 8
Evandale	24 12 6	..	24 12 6
Fingal	83 10 7	..	83 10 7
Franklin	1 17 11	..	1 17 11
Glamorgan	16 14 5	..	16 14 5
Green Ponds	4 19 9	4 19 9	..
George Town	28 0 1	..	28 0 1
Kingborough { North West Bay.....	51 17 5	..	51 17 5
{ Long Bay, &c.	6 18 5	..	6 18 5
Lake District, South Longford.....	6 9 7	..	6 9 7
Mersey, East	10 7 3	..	10 7 3
West	14 16 5	14 16 5	..
New Norfolk	0 4 5	..	0 4 5
New Town	0 7 6	..	0 7 6
Oatlands	20 14 1	..	20 14 1
Port Davey	1 6 9	..	1 6 9
Port Esperance	16 0 1	..	16 0 1
Queenborough.....	11 3 10	11 3 10	..
Ross	0 5 0	..	0 5 0
Russell	2 8 0	..	2 8 0
Selby	136 14 0	..	136 14 0
Westbury	4 9 9	..	4 9 9
	<u>453 4 11</u>	<u>31 0 0</u>	<u>422 4 11</u>

WM. H. WINDSOR, *Assistant Treasurer.*

VOLUNTEERS.

ENROLLED Strength of the Tasmanian Local Forces on the 31st December, 1880.

Designation of Corps.	Station of its Head Quarters.	Number of Troops, Batteries, or Companies.	Distribution.										Total of all Ranks.
			Field Officers.	Captains.	Subalterns.	Surgeons.	Pay and Quarter Masters.	Staff Sergeants.	Sergeants.	Trumpeters and Buglers.	Bands.	Rank and File.	
Permanent Staff	Hobart	1	1	3	5
Ditto, Northern Division	Launceston	1	1	2	4
Total Staff	2	2	5	9
Northern Division—													
Tasmanian Light Horse	Launceston	1	..	1	1	1	1	1	2	1	..	34	42
Northern Volunteer Artillery Corps	Ditto	1	1	1	1	1	1	2	4	1	10 ^a	54	76
Northern Volunteer Rifle Regiment	Ditto	2	1	2	3	8	4	10 ^a	100	128
Total Northern Division	4	2	4	5	2	2	3	14	6	20 ^a	188	246
Southern Division—													
Southern Volunteer Artillery Corps	Hobart	2	1	1	5	2	2	8	11	4	20	137	191
Southern Volunteer Rifle Regiment	Ditto	4	1	4	10	1	1	3	16	4	20	178	238
Total Southern Division	6	2	5	15	3	3	11	27	8	40	315	429
GRAND TOTAL	10	6	11	20	5	5	19	41	14	60	503	684

^a Garrison Band.

E. M. TUDOR BODDAM, Capt. & Staff Officer.

ROAD TRUSTS.

RETURN of Receipts and Expenditure of the several Road Trusts for the Year ending 28th February, 1881.

NAME OF TRUST.	Number of Miles of Road under control of Trust.	Amount of Rates in the £ on Private Property.*	Date on which Rate was made.	RECEIPTS.					EXPENDITURE.				Balance to next Year.
				Rates and Tolls.	From Government.	Balance from last Year.	From other Sources.	TOTAL.	Roads, &c.	Salaries and Commission on Collection of Rates.	Other Expenses. ^a	TOTAL.	
		s. d.	1880.	£ s. d.	£ s. d.	£ s. d.	£ s. d.	£ s. d.	£ s. d.	£ s. d.	£ s. d.	£ s. d.	£ s. d.
Augusta	20	1 0	9 August	311 11 4	...	26 17 4	...	338 8 8	139 16 10	21 1 4	5 3 11	166 2 1	172 5 7
Bothwell	98	0 6	21 June	453 14 5	...	18 1 2	...	471 15 7	334 10 2	15 0 0	3 13 10	353 4 0	118 11 7
Breadalbane	25½	0 6	8 July	121 6 6	40 5 10	123 15 10	...	285 8 2	130 8 8	19 1 10	1 17 0	151 7 6	134 0 8
Bream Creek	61	1 0	8 May	131 4 10	124 0 0	124 14 8	...	379 19 6	200 8 4	7 9 0	4 9 0	212 6 4	167 13 2
Bridgewater	20	0 6	5 August	30 1 9	10 2 7	63 6 0	...	103 10 4	70 13 0	3 0 0	0 12 0	74 5 0	29 5 4
Broadmarsh	41	73 12 6	179 11 0	58 13 4	...	311 16 10	109 2 10	9 0 0	...	118 2 10	193 14 0
Cambridge	36	62 16 7	62 16 7	62 16 7	62 16 7	...
Carrick	33	0 6	3 May	297 10 0	96 9 2	183 8 9	...	577 7 11	197 18 2	35 5 0	318 19 4	552 2 6	25 5 5
Chudleigh	45	0 9	9 May	400 19 1	529 11 0	...	252 18 7	1183 8 8	746 8 2	15 0 0	1276 10 0	2037 18 2	854 9 6
Clarence	31	0 6	14 June	29 16 0	...	138 9 11	...	168 5 11	99 3 11	99 3 11	69 2 0
Deloraine	38	9 8 0	411 10 0	643 1 2	...	1063 19 2	751 14 5	22 10 0	12 15 9	787 0 2	276 19 0
Don	26	123 7 8	...	222 15 0	...	346 2 8	243 19 8	21 11 9	18 14 9	284 6 2	61 16 6
Dorset	35	34 12 9	152 1 8	186 14 5	38 0 4	...	121 13 4	159 13 8	27 0 9
East Mersey	45	1 0	10 April	152 9 0	144 16 6	12 0 10	29 11 11	338 18 3	380 9 0	6 6 6	57 8 10	444 4 4	105 6 1
Emu Bay	28	1 0	1 May	175 4 0	144 16 0	63 12 8	...	383 12 8	256 6 7	25 10 0	32 4 10	314 1 5	69 11 3
Esperance and Southport...	31	0 6	1 May	34 19 0	...	63 11 8	...	98 10 8	87 5 0	7 0 0	2 8 1	96 13 1	1 17 7
Evandale	60	0 6	13 April	516 18 6	172 9 9	87 4 6	...	776 12 9	366 13 0	30 0 0	14 8 2	411 1 2	365 11 7
Exton	20	0 6	30 April	173 5 6	...	452 7 6	...	625 13 0	312 19 9	35 0 0	6 7 4	354 7 1	271 5 11
Forth	71	1 0	6 May	225 10 0	...	159 18 6	...	385 8 6	583 5 2	10 0 0	13 8 9	606 13 11	221 5 5
George Town	54	1 0	13 May	87 6 6	...	120 3 4	67 16 5	275 6 3	41 16 6	20 0 0	186 5 9	248 2 3	27 4 0
Glamorgan	90	91 19 4	145 9 6	...	237 8 10	105 7 10	...	1 13 9	107 1 7	130 7 3
Glamorgan and Cornwall..	65	4 13 10	486 9 3	...	103 7 9	594 10 10	368 11 11	50 0 0	73 10 3	492 2 2	102 8 8
Gordon	25	1 0	10 May	71 13 6	68 3 0	10 17 4	...	150 13 10	71 13 1	5 0 0	3 8 3	80 1 4	70 12 6
Gould's Country ^b	43	1 0	2 May	120 12 0	120 12 0	81 7 3	6 5 0	1 1 5	88 13 8	31 18 4
Great Lake	120	1 0	30 March	520 16 6	...	253 4 7	...	774 1 1	214 6 0	38 10 9	14 12 0	267 8 9	506 12 4
Green Ponds	22	0 11 0	...	91 14 7	4 19 9	97 5 4	14 0 0	4 16 6	...	18 16 6	78 8 10
Hamilton	336	1216 19 9	1216 19 9	464 9 3	20 0 0	27 17 0	512 6 3	704 13 6
Harford and Templeton ..	40	1 0	5 April	261 12 5	263 14 6	109 14 9	...	635 1 8	436 8 4	14 12 0	26 3 10	477 4 2	157 17 6
Horton	114	1 0	1 March	305 14 0	301 7 6	111 2 1	153 10 2	871 13 9	486 3 7	48 12 0	107 18 2	642 13 9	229 0 0
Huon	25	0 3	19 April	...	267 18 2	55 5 7	10 6 6	333 10 3	278 13 9	11 1 0	6 0 6	295 15 3	37 15 0
Jerusalem	60	19 1 5	...	274 2 5	...	293 3 10	281 14 9	19 0 0	9 4 1	309 18 10	16 15 0
Kentish Plains	26	1 0	6 March	172 12 0	144 2 0	...	254 3 11	570 17 11	125 7 6	15 18 6	450 14 10	592 0 10	21 2 11
Kingston ^c	18	1 0	25 May	139 1 6	...	180 1 4	11 15 2	330 18 0	285 17 9	14 15 10	14 19 3	315 12 10	15 5 2
Lake River ^d	12	180 5 5	...	180 5 5	185 11 1	185 11 1	5 5 8
Latrobe	10	1 0	12 May	101 15 0	106 14 0	...	485 12 9	694 1 9	981 6 8	981 6 8	287 4 11
Leslie	10½	48 13 7	76 12 7	125 6 2	84 14 0	10 1 3	13 0 6	107 15 9	17 10 5
Leven	40	1 0	19 June	99 11 0	82 12 0	50 4 7	...	232 7 7	130 17 0	15 10 0	3 10 0	149 17 0	82 10 7
Liverpool	16	1 0	22 June	48 17 6	46 1 6	78 5 6	...	173 4 6	114 11 6	5 0 0	12 9 6	132 1 0	41 3 6
Longford	123	0 6	16 April	710 4 9	1399 11 6	...	60 1 6	2169 17 9	916 18 2	150 0 0	808 18 3	1875 16 5	294 1 4
Longley	33	1 0	23 July	24 1 6	...	70 18 7	...	95 0 1	65 3 10	3 0 0	2 6 7	70 10 5	24 9 8
Lower Derwent	35	504 5 2	3 0 0	507 5 2	477 3 7	1 0 0	4 18 0	483 1 7	24 3 7
Lower Sorell	100	203 4 9	...	203 4 9	155 4 3	7 0 0	51 2 3	213 6 6	10 1 9
Midhurst	36½	0 6	5 May	135 16 6	374 0 0	...	13 17 9	523 14 3	295 5 3	10 0 0	239 3 7	544 8 10	20 14 7
New Norfolk	24	293 9 2	223 2 11	3 0 0	524 12 1	285 3 10	...	3 2 7	288 6 5	236 5 8
North Esk	100	514 6 1	...	514 6 1	160 9 10	...	32 17 8	193 7 6	320 18 7

Northern Macquarie.....	116	928 2 9	10 0 0	938 2 9	738 12 9	30 0 0	16 11 8	785 4 5	152 18 4
Oatlands ^d	140	584 2 0	584 2 0	1889 13 11	30 0 0	226 13 4	2146 7 3	—1562 5 3
Old Beach	24	1 0	29 May	151 8 0	148 8 0	299 16 0	225 18 0	...	54 4 4	280 2 4	—19 13 8
Perth	30	0 3	23 April	83 7 6	83 7 6	67 0 5	16 1 0	7 19 5	91 0 10	—7 13 4
Port Cygnet	250	1 0	12 June	90 2 3	107 5 6	197 7 9	84 2 9	31 0 0	252 18 6	368 1 3	—170 13 6
Portland ^e	33	1 0	9 Nov.	97 16 6	97 16 6	97 16 6
Queenborough	10	325 0 0	...	26 16 7	33 9 9	385 6 4	183 8 2	162 11 4	39 6 10	385 6 4	...
Richmond	66	1 0	8 Nov. '79	354 9 6	...	166 5 0	6 0 0	526 14 6	293 2 8	...	2 16 11	295 19 7	230 14 11
Ringarooma	100	1 0	3 June	175 19 0	104 16 6	112 6 1	...	393 1 7	251 0 2	...	11 3 6	262 3 8	130 17 11
Saltwood ^f	42	1 0	12 July	89 1 11	89 1 11	45 3 6	4 9 2	3 4 8	52 17 4	36 4 7
Scottsdale	61½	1 0	15 May	97 18 6	71 7 6	124 4 0	14 0 0	307 10 0	123 19 9	9 17 9	86 2 0	219 19 6	87 10 6
South Arm.....	17½	5 2 10	15 13 2	...	20 16 0	2 12 6	...	0 16 0	3 8 6	17 7 6
Spring Bay	190	461 5 3	5 0 0	466 5 3	238 1 4	...	14 9 4	252 10 8	213 14 7
Southern Macquarie.....	59	1 0	6 Sept.	585 19 6	...	424 10 0	7 10 0	1017 19 6	212 13 9	...	22 8 8	235 2 5	782 17 1
Surges Bay	31½	1 0	12 June	21 14 0	28 4 1	32 8 9	...	82 6 10	51 14 0	5 0 0	3 12 9	60 6 9	22 0 1
Table Cape.....	52	1 0	5 May	162 15 0	156 18 0	318 8 0	...	638 1 0	491 9 2	16 10 0	6 5 10	514 5 0	123 16 0
Tankerville	45	1 0	14 May	34 13 8	32 15 8	29 13 8	...	97 3 0	85 4 0	1 14 8	2 6 5	89 5 1	7 17 11
Tarleton	68	1 0	2 April	64 19 9	71 7 0	202 5 9	2 10 6	341 3 0	297 0 0	17 0 0	13 8 8	327 8 8	13 14 4
Upper Derwent.....	36	0 6	16 August	113 1 11	2 0 0	115 1 11	81 6 6	10 0 0	97 17 6	189 4 0	—74 2 1
Upper Huon	9	1 0	24 April	32 12 0	...	44 14 1	...	77 6 1	42 18 4	42 18 4	34 7 9
Upper Sorell	55	18 1 0	319 0 0	155 18 5	...	492 19 5	478 8 10	20 19 0	12 1 6	511 9 4	—18 9 11
Victoria	37	1 0	19 June	51 16 0	...	94 0 2	...	145 16 2	70 16 9	10 0 0	1 18 11	82 15 8	63 0 6
Waratah	7½	1 0	13 March	118 4 0	137 9 0	43 11 8	...	299 4 8	256 18 6	1 10 10	2 10 0	260 19 4	38 5 4
Westbury	143½	0 6	10 May	490 1 3	978 16 6	1046 10 8	80 0 0	2595 8 5	857 1 3	93 15 0	8 17 0	959 13 3	1635 15 2
West Mersey.....	12	1 0	4 May	74 11 0	137 1 6	72 4 1	...	283 16 7	192 1 0	6 2 0	3 4 0	201 7 0	82 9 7
West Tamar	120	0 9	9 July	230 6 10	257 19 9	30 16 0	...	528 2 7	401 11 4	...	9 13 4	471 4 8	56 17 11
Westwood	36	107 18 6	...	107 18 6	101 10 9	...	7 3 5	108 14 2	—0 15 8
Woodstock	20	1 0	7 April	18 6 0	...	92 2 5	...	110 8 5	24 7 6	24 7 6	86 0 11
TOTAL	4159½	10,151 6 1	9558 5 4	10,240 8 8	1906 3 3	31,856 3 4	18,981 2 1	1219 9 0	5980 9 0	26,181 0 1	5675 3 3

BRIDGE TRUSTS.

Bridgewater	320 0 0	...	89 8 7	...	409 8 7	...	88 7 0	88 18 1	177 5 1	g
South Esk	78 11 3	...	314 1 8	...	392 12 11	...	16 10 6	140 15 0	157 5 6	h
TOTAL	398 11 3	...	403 10 3	...	802 1 6	...	104 17 6	229 13 1	334 10 7	...

^a Including Dr. Balances from last year. ^b Proclaimed April 19, 1880. ^c Formerly North West Bay ; proclaimed under new name, August 9, 1880. ^d It having been found impossible to obtain correct returns from this Trust, the figures from last year have been inserted. ^e Proclaimed October 18, 1880. ^f Proclaimed June 12, 1880. ^g Balance £232 3s. 6d. paid into the Treasury. ^h Balance £235 7s. 5d. paid into the Treasury.

* By Act 33 Vict. No. 8, Sect. 89, the amount of rates in the £ on Crown Land is fixed at one half of that on Private Property.

The balances against the Trusts are denoted by the sign *minus* (—).

[Compiled from the Accounts of the Colonial Auditor, and from Returns furnished by the respective Trusts.]

E. C. NOWELL, *Government Statistician.*

MUNICIPALITIES.

RETURN showing the Area, Revenue and Expenditure, the Rateable Property, and the Rates levied in the several Municipalities in the Colony, in the Year 1880.

NAME OF MUNICIPALITY.	When proclaimed.	Area.	Amount of Rates in the £ on Private Property.*	When made.	Annual Value of Rateable Property.	RECEIPTS.						EXPENDITURE.				Balance to next Year.
						Balance from last Year.	Local and Police Rates.	From Government.	Licences, including Dog Tax.	Others, including Fees.	TOTAL.	Salaries, not including Police.	Police. (Salaries, Allowances, and all other Expenses.)	All other Expenditure.*	TOTAL.	
Bothwell ^b ...	22 Dec. 1862	Acres.	8d.	1880.	£ s. d.	£ s. d.	£ s. d.	£ s. d.	£ s. d.	£ s. d.	£ s. d.	£ s. d.	£ s. d.	£ s. d.	£ s. d.	£ s. d.
Brighton ...	5 Oct. 1863	95,922	9d.	13 Mar.	20,296 0 0	65 2 8	669 3 5	47 18 2	67 5 0	42 13 2	892 2 5	221 12 10	551 16 11	82 6 9	855 16 6	36 5 11
Campbell Town	6 Aug. 1866	392,527	1s.	15 Jan.	26,081 0 0	—	1278 14 0	—	171 18 3	88 3 9	1538 16 0	330 0 0	777 4 1	377 7 2	1484 11 3	54 4 9
Clarence ...	9 Oct. 1860	56,000	9d.	1 April	8477 0 0	—	315 15 0	363 3 8	59 17 6	38 6 10	777 3 0	125 0 0	604 9 2	326 0 3	1055 9 5	278 6 5
Deloraine ...	3 Nov. 1863	376,000	9d. ^c	2 Feb.	29,131 0 0	—	1105 17 9	—	218 8 3	139 0 3	1463 6 3	290 0 0	710 12 3	401 17 3	1402 9 6	60 16 9
Evandale ...	9 Oct. 1865	255,000	7d.	2 Mar.	27,962 0 0	—	809 17 5	—	152 7 6	48 17 9	1011 2 8	195 0 0	786 12 9	49 8 0	1031 0 9	19 18 1
Fingal	5 Jan. 1863	652,000	9d.	7 April	27,314 0 0	—	958 15 6	146 10 7	131 15 0	191 15 0	1428 16 1	250 0 0	1100 15 1	185 1 0	1535 16 1	107 0 0
Glamorgan ...	23 Jan. 1860	439,000	4d & 9d ^d	6 July	6443 0 0	—	327 2 11	463 19 3	73 1 1	17 17 10	882 1 1	112 0 0	572 4 5	465 12 9	1149 17 2	267 16 1
Glenorchy ...	4 Apr. 1864	24,000	9d.	24 Mar.	10,168 0 0	102 10 9	369 16 5	271 17 11	48 0 0	81 4 3	873 9 4	125 0 0	676 17 9	52 19 2	854 16 11	18 12 5
Green Ponds ...	7 Mar. 1862	100,800	3d, 9d, & 1d. ^e	10 May	11,747 0 0	—	540 3 0	788 15 8	93 15 0	126 2 6	1548 16 2	135 0 0	960 0 2	753 10 2	1848 10 4	299 14 2
Hamilton ^b ...	24 Aug. 1863	2,903,535	8d & 1d. ^e	27 April	26,020 0 0	49 12 8	958 13 7	—	132 7 6	68 2 9	1208 16 6	290 0 0	710 5 2	219 10 11	1219 16 1	10 19 7
Hobart	22 Oct. 1857	1270	1s. 4d. & 9d. ^{at}	26 Jan.	110,800 0 0	—	19,348 13 2	2412 10 7	532 4 0	25,268 6 9	47,561 14 6	3009 13 4	5765 7 3	38,543 14 6 ^b	47,318 15 1	242 19 5
Launceston ...	1 Nov. 1858	3440	1s 4d, 9d, & 1s 2d. ^d	12 Feb.	88,000 0 0	1822 14 11	12,399 4 7	958 12 5 ^k	371 8 6	10,979 14 0	26,531 14 5	1200 0 0	3308 5 5	18,920 11 10 ^m	23,428 17 3	3102 17 2
Longford ...	27 Jan. 1862	212,000	7d.	5 Feb.	36,903 0 0	81 4 8	1070 14 3	—	221 5 0	111 5 7	1484 9 6	300 0 0	1383 14 1	123 5 7	1806 19 8	322 10 2
New Norfolk ^b	13 Feb. 1863	248,000	9d. ^p	23 July ^o	14,645 0 0	306 16 3	635 16 10	418 7 9	167 2 6	175 12 6	1703 15 10	355 0 0	820 6 0	225 2 4	1400 8 4	303 7 6
Oatlands ^b ...	29 Nov. 1861	369,000	7d & 1½d ^p	5 June	31,764 0 0	—	1479 18 10½	—	227 10 0	129 13 11	1837 2 9½	266 5 0	733 13 7	733 14 3½	1733 12 10½	103 9 11
Richmond ...	10 June, 1861	137,078	1½d & 9d ^d	13 Mar.	15,379 0 0	—	654 5 1½	303 5 6	113 0 0	95 12 9	1166 3 4½	208 15 0	847 11 5	142 11 4½	1198 17 9½	32 14 5
Ross	26 Dec. 1862	178,000	7d.	2 Feb.	13,899 0 0	63 14 9	403 18 10	78 7 6	55 15 0	18 16 3	620 12 4	112 0 0	396 16 3	23 7 11	532 4 2	88 8 2
Sorell	26 May, 1862	136,000	1d & 9d ^d	10 Jan.	12,826 0 0	—	540 11 6	175 0 0	124 15 0	54 14 6	895 1 0	200 0 0	663 7 8	137 3 10	1030 11 6	105 10 6
Spring Bay ...	10 Sept. 1860	330,000	9d.	27 Mar.	8086 0 0	—	279 13 6	443 9 9	61 0 0	36 17 6	821 0 9	104 11 9	590 15 11	140 2 10	835 10 6	14 9 9
Westbury ...	2 Nov. 1863	300,000	9d. ^c	15 Jan.	33,939 0 0	—	1260 19 6	—	206 10 0	155 9 6	1622 19 0	350 0 0	1031 0 0	236 1 2	1617 1 2	5 17 10
TOTAL....	—	7,506,637	—	—	572,112 0 0	2491 16 8	45,865 13 10	6957 1 8	3338 10 1	38,018 0 10	96,671 3 1	8389 17 11	23,497 7 7	62,268 13 9	94,155 19 3	2515 3 10

Outstanding Loans—Deloraine, £1500; Green Ponds, £300; Hamilton, £600; Hobart, £105,484; Launceston, £93,506; Westbury, £1800.

* Includes debit balances from last year. ^b Subject to future revision, the accounts not having been audited. ^c Includes 1d. special rate for Town Hall Loan. ^d Municipal and Police respectively.
^e Municipal, Police, and Special respectively. ^f Also, Water Rate—under £10, 12s. each house; between £10 and £40, 1s. 4d. in the £; over £40, 1s. 4d. in the £ on £40, and 1s. in the £ on the remainder. ^g Includes £20,358 12s. from Loans. ^h Includes £3800, repayment of Loans. ⁱ Municipal, Police, and Water respectively. ^k Includes £300 for Gardens. ^l Includes £5500 from Loans. ^m Includes £3972 10s., repayment of Loans. ⁿ Also Water Rates, 2s. 6d. to 10s. per quarter, according to value of house and quantity of water required. ^o Water Rate, 28 May.
^p Police and special rate for Town Hall respectively.

^q By Act 29 Vict. No. 8, Sect. 135, the amount of rates in the £ on Crown Land is fixed at one half of that on Private Property.

The sign minus (—) shows that the balances were against the Municipalities.

[Compiled chiefly from Returns rendered by the respective Municipalities to the Colonial Auditor.]

E. C. NOWELL, Government Statistician.

ROAD TRUSTS.—DECENNIAL RETURN.

Year.	No. of Trusts.	No. of Miles of Roads under control of Trust.	Receipts.*	Expenditure.*
			£	£
1871.....	55	2915	19,849	18,222
1872.....	63	2913	14,673	19,597
1873.....	61	3038	21,339	17,376
1874.....	63	3075	22,470	22,993
1875.....	67	3481	28,135	26,858
1876.....	68	3626	25,848†	29,650†
1877.....	69	3760	27,045	26,202
1878.....	69	3852	30,534	28,585
1879.....	70	4079	29,486	28,327
1880.....	73	4160	21,616†	21,773†

* The Receipts and Expenditure are exclusive of Credit and Debit Balances, but inclusive of amounts raised by loans, or expended in repayment of such.

† Corrected. ‡ By Act 43 Vict. No. 13 (11 March, 1880), the management of the Roads therein declared to be Main Roads was transferred from the Road Trusts to the Main Road Boards created by that Act.

E. C. NOWELL, *Government Statistician.*

MUNICIPALITIES AND RURAL MUNICIPALITIES.

DECENNIAL RETURN.

Year.	No. of Municipalities and Rural Municipalities.	Annual Value of Rateable Property.	Total Receipts.*	Total Expenditure.*
		£	£	£
1871.....	21	521,298	51,944	54,488
1872.....	21	498,222	53,867	54,150
1873.....	21	500,856	54,694	53,567
1874.....	21	503,100	54,898	55,401
1875.....	21	506,469	54,496	55,580
1876.....	21	526,163	80,727	78,343
1877.....	21	531,834	76,899	79,417
1878.....	21	546,940†	72,140	76,301
1879.....	21	552,865	84,334	85,460
1880.....	21	572,112	94,179	85,086

* The Receipts and Expenditure are exclusive of Credit and Debit Balances, but inclusive of amounts raised by loans, or expended in repayment of such.

† As corrected, the value at Green Ponds being £11,815 instead of £1240 9s.

E. C. NOWELL, *Government Statistician.*

PROPERTY VALUATION.

DISTRICTS.	AMOUNTS.
	£
Municipalities—Hobart and Launceston*	198,800
Rural Municipalities*	373,312
Police Districts—	
Carnarvon	835
George Town	8781
Hobart	22,034
Horton	16,965
Huon	10,354
Kingborough	6258
Portland	13,146
Port Sorell	28,961
Selby	20,898
South Longford	8004
TOTAL	£708,348

* Vide p. 152.

[The amounts for the Police Districts were furnished by the Colonial Auditor.]

E. C. NOWELL, *Government Statistician.*

PROPERTY VALUATION.—DECENNIAL RETURN.

Year.	Municipalities, Hobart and Launceston.	Rural Municipalities.	Police Districts.	TOTAL.
	£	£	£	£
1871.....	160,111	361,187	102,324	623,622
1872.....	159,376	338,846	102,254	600,476
1873.....	160,376	340,480	100,682	601,538
1874.....	161,559	341,541	95,687	598,787
1875.....	162,629	343,840	97,878	604,347
1876.....	170,105	356,058	121,159*	647,322*
1877.....	174,679	340,688	121,024	636,391
1878.....	180,336	366,613†	129,314	665,689
1879.....	184,300	368,565	130,212	683,077
1880.....	198,800	373,312	136,236	708,348

* Corrected, the value for Hobart (£19,802) having inadvertently been omitted in the Return for this year.

† As corrected, the value at Green Ponds being £11,815 instead of £1240 9s.

E. C. NOWELL, *Government Statistician.*

PART VI.

CROWN LANDS, AGRICULTURE, &c.

CROWN LANDS.

RETURN of the Number of Acres of Land leased from the Crown, and the Rental received therefrom, between the Years 1842 and 1880, both inclusive.

Year.	Ordinary Land.		Islands.		Total Amount of Rental.
	No. of Acres.	Annual Rental.	No. of Acres.	Annual Rental.	
		£ s. d.		£ s. d.	
1842.....	39,019	658 14 0	—	—	658 14 0
1843.....	78,714	991 0 8	—	—	991 0 8
1844.....	206,395	3359 2 4	—	—	3359 2 4
1845.....	271,102	4553 15 10	—	—	4553 15 10
1846.....	336,894	5549 17 8	—	—	5549 17 8
1847.....	1,062,989	14,279 0 0	—	—	14,279 0 0
1848.....	1,363,427	17,511 11 3	—	—	17,511 11 3
1849.....	1,335,779	16,714 6 5	—	—	16,714 6 5
1850.....	1,524,226	18,283 11 10	—	—	18,283 11 10
1851.....	1,836,417	22,628 0 0	—	—	22,628 0 0
1852.....	1,913,719	23,580 0 0	—	—	23,580 0 0
1853.....	2,314,414	29,569 18 1	—	—	29,569 18 1
1854.....	2,284,214	29,152 4 3	—	—	29,152 4 3
1855.....	2,160,534	27,583 9 10	—	—	27,583 9 10
1856.....	2,009,477	25,478 5 7	—	—	25,478 5 7
1857.....	1,900,457	25,435 17 0	700	38 10 0	25,474 7 0
1858.....	1,778,051	23,815 10 7	700	38 10 0	23,854 0 7
1859.....	1,750,351	22,268 13 6	700	38 10 0	22,307 3 6
1860.....	1,826,417	21,063 15 3	3600	67 10 0	21,131 5 3
1861.....	2,039,668	18,854 6 6	24,600	172 10 0	19,026 16 6
1862.....	1,789,691	15,154 15 6	24,600	172 10 0	15,327 5 6
1863.....	1,663,649	13,546 4 9	523,600	361 0 6	13,907 5 3
1864.....	1,573,653	11,441 6 0	818,300	739 1 0	12,180 7 0
1865.....	1,456,499	8865 0 0	818,300	739 1 0	9604 0 0
1866.....	1,369,771	8564 0 0	818,300	739 1 0	9303 0 0
1867.....	738,582	7063 3 9	853,481	1142 19 6	8206 3 3
1868.....	669,690	6736 7 0	823,678	1144 14 0	7881 1 0
1869.....	616,935	6328 5 2	824,478	979 14 0	7307 19 2
1870.....	526,673	6240 4 8	823,538	970 12 6	7210 17 2
1871.....	572,626	5211 0 11	823,400	936 3 0	6147 3 11
1872.....	826,431	5945 4 8	834,572	799 17 0	6745 1 8
1873.....	804,108	5179 16 1	848,304	915 19 0	6095 15 1
1874.....	545,848	5095 4 7	802,552	803 6 0	5898 19 7
1875.....	661,371	6693 14 4	802,552	803 6 0	7497 0 4
1876.....	778,015	6364 6 2	512,320	397 16 0	6762 2 2
1877.....	1,001,398	6392 3 4	752,880	670 12 6	7062 15 10
1878.....	1,249,992	8037 11 2	752,880	670 12 6	8708 3 8
1879.....	1,270,133	7689 9 11	752,880	670 12 6	8360 2 5
1880.....	1,742,633	7695 9 2	815,285	1137 16 0	8833 5 2

MEMO.—The Returns hitherto furnished of the Area of Crown Land under Rental have, for many years past,* shown a considerable excess beyond the actual quantity under lease. It is difficult now to account for the very great discrepancy; but it may have arisen, in some measure, from the fact that, after the annual Returns are made up, lists of persons who have failed to pay rent are received from the Colonial Treasury, and they have not been taken into consideration when the Returns for the following year have been prepared.

* Up to, and including, 1866.

RETURN of the Number of Acres rented from the Crown during the Year 1880.

Number of Acres.	Amount of Rental.
635,751	£1532 5s. 0d.

RETURN of the Number of Acres in the Colony; also the Number of Acres granted or sold, or held under Depasturing Licences, up to the 31st December, 1880.

No. of Acres in the Colony.	Number of Acres granted or sold up to the end of the Year 1880.	Held under Depasturing Licences up to the end of the Year 1880.		
			Area.	Rental.
			Acres.	£ s. d.
16,778,000	4,232,870	Islands	815,285	1137 16 0
		Ordinary Leased Lands	1,742,633	7695 9 2
		TOTAL	2,557,918	8833 5 2

H. J. HULL, Deputy Commissioner of Crown Lands.

CROWN LANDS—continued.

RETURN of Town and Suburban Allotments sold during the Year 1880.

Town.	No. of Lots.	Area.	Amount sold for.	Town.	No. of Lots.	Area.	Amount sold for.
		A. R. P.	£ s. d.			A. R. P.	£ s. d.
Apsley	6	31 0 38	107 13 4	Leith	6	6 1 31	42 0 0
Avoca	1	3 1 23	34 13 4	Montagu	2	20 0 0	64 0 0
Beaconsfield	55	13 3 2	1130 0 0	Moorina	1	0 3 10	5 0 0
Bridport	3	3 1 34	17 10 0	Parattah	9	15 0 22	70 13 4
Campbell Town	7	6 3 27	89 0 0	Pontville	2	1 1 38	12 0 0
Cleveland	39	320 3 4	1124 6 8	Ross	8	7 1 3	74 0 0
Copping	1	2 0 0	6 0 0	Rhyndaston	1	5 2 14	20 0 0
Cradoe	1	16 2 8	49 6 8	Somerset	2	17 2 0	102 13 4
Crawford	1	49 3 0	74 13 4	Summerleas	3	20 0 0	61 6 8
Elizabeth Town	6	20 1 22	66 6 8	Tunbridge	1	1 1 27	14 0 0
Enfield	5	12 1 35	100 0 0	Ulverstone	8	13 2 36	86 6 8
Formby	2	15 2 33	129 6 8	Victoria	1	6 1 18	21 6 8
Franklin	2	19 1 3	60 0 0	Waratah	22	14 1 35	418 6 8
George Town	1	0 2 4	6 0 0				
Latrobe	56	171 3 32	994 7 8	TOTAL	254	837 0 36	5042 4 4
Llewellyn	2	18 3 17	61 6 8				

RETURN of Country Lots of Crown Land sold during the Year 1880.

COUNTY.	50 Acres and under.		Over 50 Acres and up to 100 Acres.		Over 100 Acres and up to 500 Acres.		Over 500 Acres.	
	No. of Lots.	Area.	No. of Lots.	Area.	No. of Lots.	Area.	No. of Lots.	Area.
		A. R. P.		A. R. P.		A. R. P.		A. R. P.
Buckingham	50	1363 1 24	10	735 1 0	3	437 0 0
Cornwall	14	412 3 0	1	95 2 0
Cumberland	4	167 2 0	1	52 2 0	2	207 0 0
Devon	71	2665 1 35	37	2645 2 0	29	6260 2 0
Dorset	54	1803 1 0	16	1419 1 0	22	5497 1 0
Glamorgan	3	66 2 0	1	155 0 0
Kent	27	732 3 0	4	256 0 0	3	555 0 0
Monmouth	45	1147 1 29	13	924 0 0	7	1428 1 0
Pembroke	12	451 3 0	12	833 1 0	11	1687 1 0
Russell	1	30 0 0
Wellington	15	498 1 0	7	591 2 0	2	358 2 0
Westmoreland	14	564 1 0	6	514 2 0	13	2167 0 0	1	1190 0 0
TOTAL	310	9903 1 8	107	8067 1 0	98	18,752 3 0	1	1190 0 0

Grand Total..... No. of Lots. 511 Area. 37,913a. 1r. 8p.

RETURN of the Number of Country Lots of Crown Land, and Town and Suburban Allotments (as shown in the two preceding Returns), sold during the Year 1880; also, the Quantity sold, the Amount of Sale, and the Average Price per Acre.

COUNTRY LOTS.				TOWN AND SUBURBAN LOTS.			
Number of Lots.	Quantity.	Amount of Sale.	Average Price per Acre.	Number of Lots.	Quantity.	Amount of Sale.	Average Price per Acre.
	A. R. P.	£ s. d.	£ s. d.		A. R. P.	£ s. d.	£ s. d.
511	37,913 1 8	50,336 18 9	1 6 7	254	837 0 36	5042 4 4	6 0 6

RETURN of Lands granted during the Year 1880.

Name.	Area.	Situation.	Name.	Area.	Situation.	Remarks.
	A. R. P.			A. R. P.		
Vardy, Thos. Henry	41 2 0	Scottsdale.	Fitzgerald, Henry ..	100 0 0	Parish of Kay.	Immigration Certificates.
Steele, Gilbert	30 0 0	Parish of Pedder.	Coates, John	30 0 0	Vicinity of Mole Creek	
Ross, James C.	80 0 0	Parish of Barrington	Pike, Alfred	36 0 0	Parish of Anglesea.	
Doogan, Daniel	30 0 0	Ditto.	Chester, Charles	140 0 0	Parish of Templeton.	
Jessen, J. Hansen ..	19 2 0	Parish of Boulton	Fitzpatrick, James ..	70 0 0	Parish of Throckmorton.	
Irvine, Margaret ..	30 0 0	Parish of Stowport.				
Jamieson, Charlotte	50 0 0	Ditto.				
Jamieson, David H.	18 0 0	Ditto.	TOTAL	675 0 0		

H. J. HULL, Deputy Commissioner of Crown Lands.

LAND SALES.—DECENNIAL RETURN.

YEAR.	NUMBER OF LOTS.			AREA OF LAND SOLD.					AMOUNT FOR WHICH SOLD.					AVERAGE PRICE PER ACRE.			
	Country.	Town and Suburban.	TOTAL.	Country.			Town and Suburban.	TOTAL.	Country.			Town and Suburban Lots.	TOTAL.	Of Country Lots.			Of Town and Suburban Lots.
				Pastoral.	Agricultural.	TOTAL.			Pastoral.	Agricultural.	TOTAL.			Pastoral.	Agricultural.	Of all Country Lots.	
1871.....	254	37	291	acres. 14,609	acres. 16,043	acres. 30,652	acres. 232	acres. 30,884	£ 5670	£ 21,209	£ 26,879	£ 898	£ 27,777	£ s. d. 0 7 9	£ s. d. 1 6 5	£ s. d. 0 17 6½	£ s. d. 3 17 8
1872.....	303	57	360	4907	20,875	25,782	383	26,165	2200	27,793	29,993	1891	31,884	0 8 11½	1 6 7½	1 3 3	4 19 0
1873.....	282	92	374	28,148	13,504	41,652	484	42,136	25,547	17,741	43,288	3519	46,807	0 18 1¾	1 6 3	1 0 9¼	7 5 8
1874.....	260	109	369	59,434	13,302	72,736	551	73,287	60,220	20,305	80,525	5224	85,749	1 0 3	1 10 6¼	1 2 1½	9 10 0
1875.....	243	135	378	24,975	16,529	41,504	803	42,307	26,275	17,758	44,033	2962	46,995	1 1 0½	1 1 5¾	1 1 2½	3 13 8½
1876.....	311	136	447	3708	22,265	25,973	594	26,567	3968	29,893	33,861	2629	36,490	1 1 1¾	1 6 10	1 6 1	4 8 6
1877.....	423	335	758	4948	33,516	38,464	1058	39,522	4012	46,680	50,692	8643	59,335	0 16 2½	1 2 1¾	1 6 4½	8 3 4½
1878.....	478	209	687	11,478	33,455	44,933	1309	46,242	12,717	52,799	65,516	9332	74,848	1 2 2	1 11 6¾	1 9 2	7 1 1
1879.....	578	209	787	10,514	42,366	52,880	724	53,604	8092	60,877	68,969	7294	76,263	0 15 4¾	1 8 8¾	1 6 1	10 1 5
1880.....	511	254	765	1546	36,367	37,913	837	38,750	2116	48,221	50,337	5042	55,379	1 7 4½	1 6 6	1 6 7	6 0 6

E. C. NOWELL, Government Statistician.

AURIFEROUS LANDS.

RETURN showing the Number of Gold Mining Leases applied for and executed during the Year 1880, and the Number in force on the 31st December, 1880.

Number applied for	216
Area in Acres.....	1752½
Number executed	30
Area in Acres	282
Number in force at the end of the year.....	101
Area in Acres	998½

RETURN showing the Number of Registered Claims under Miners' Rights and Business Licences applied for during the Year 1880.

Business Areas	3
Ordinary Mining Claims	20
Residence Areas	5
Machinery Sites	9
Water Rights	25
Prospector's Areas	1

NOTE.—The great majority of Business and Residence Areas and ordinary Mining Claims are taken up without reference to the Department,—registration not being compulsory.

RETURN showing the Number of Business Licences and Miners' Rights issued during the Year 1880.

Business Licences	49
In force for twelve months from date of issue, and apply to any part of the Colony.	
Miners' Rights.....	1771
In force until 31st December, and apply to any part of the Colony.	
Miners' Rights	352
Issued in December, 1880, for the year 1881, under Sect. 19 of 44 Vict. No. 16.	

RETURN showing the Amount of Fees, &c. received during the Year 1880.

	£	s.	d.
Miners' Rights.....	816	15	0
Business Licences.....	245	0	0
Claims under Miners' Rights, &c.	23	15	0
Survey Fees	767	7	11
*Leases (Deposits, &c.)	1948	11	0
Rents	497	7	6
Miscellaneous	55	19	0
TOTAL.....	£4354	15	5

* Principally rent paid in advance under Regulations of April, 1878.

BERNARD SHAW, *Commissioner of Gold Fields.*

MINERAL LEASES.

RETURN of Leases granted, and of the Amount of Rental received, under "The Mineral Lands Act," during the Year 1880.

Description of Mineral.	No.	Area.			Rental.	Locality.
		A.	R.	P.	£ s. d.	
Tin	173	5235	0	0	1308 15 0	Counties of Cornwall, Dorset, Russell. County of Buckingham. County of Dorset.
Coal	1	320	0	0	40 0 0	
Slate	1	80	0	0	10 0 0	
TOTAL	175	5635	0	0	1358 15 0	

H. J. HULL, Deputy Commissioner of Crown Lands.

RETURN of the Number of Leases in force on the 31st December, 1880, for the purpose of Mining for Metals and Minerals other than Gold, of the Area of the Land leased, and the Amount of Rental.

Description of Metal or Mineral.	No. of Leases.	Area.			Rental.		
		A.	R.	P.	£	s.	d.
Tin	407	18,976	0	0	4744	0	0
Coal	6	1144	0	0	146	15	0
Iron	7	500	0	0	115	0	0
Slate	5	299	1	0	37	0	0
Copper	4	560	0	0	140	0	0
Galena	2	41	0	0	11	0	0
Bismuth	1	80	0	0	20	0	0
TOTAL	432	21,600	1	0	5214	3	0

H. J. HULL, Deputy Commissioner of Crown Lands.

MINERAL LEASES.—RETURN FOR NINE YEARS.
RETURN of Leases granted, and Amount of Rental received, under “The Mineral Leases Act.”

Description of Mineral.	1872.			1873.			1874.			1875.			1876.			1877.			1878.			1879.			1880.		
	Granted.		Amount of Rental received.	Granted.		Amount of Rental received.	Granted.		Amount of Rental received.	Granted.		Amount of Rental received.	Granted.		Amount of Rental received.	Granted.		Amount of Rental received.	Granted.		Amount of Rental received.	Granted.		Amount of Rental received.	Granted.		Amount of Rental received.
	No.	Area.		No.	Area.		No.	Area.		No.	Area.		No.	Area.		No.	Area.		No.	Area.		No.	Area.		No.	Area.	
			No.			Area.			No.			Area.			No.			Area.			No.			Area.			No.
Iron.....	5	acres. 400	£ 100	20	a. r. 1488 0	£ s. d. 372 0 0	5	a. r. 192 3	£ s. d. 48 3 9	1	a. r. 30 0	£ s. d. 3 15 0	a. r.	£ s.	acres.	£ s. d.
Tin	1	80	20	5	400 0	100 0 0	16	1279 0	319 15 0	66	5203 3	1300 18 9	170	11,760	2940	196	11,629 0	3107 5	94	5514	1388 10 0	67	2505	626 5 0	173	5235	1308 15
Copper	1	80 0	20 0 0	10	800	200 0 0	4	320	80 0 0
Slate	1	80	20	4	171 0	21 7 6	4	280	35	1	19 1	2 8	1	80	10 0
Coal.....	1	5	25	2	10 0	50 0 0	5	378 1	90 0 0	1	20 0	10 0 0	2	278	40	4	1160 0	145 0	1	320	40 0 0	1	320	40 0
Lime	1	19 2	4 17 6	1	80 0	10 0 0
Bismuth	3	240 0	60 0 0
Galena...	1	1	1 0 0
Silver	2	134	21 15 0
TOTAL	8	565	165	29	1997 2	546 17 6	31	2101 0	489 6 3	71	5493 3	1374 13 9	176	12,318	3015	201	12,808 1	3254 13	107	6449	1611 5 0	72	3145	746 5 0	175	5635	1358 15

E. C. NOWELL, Government Statistician.

AGRICULTURE.—ACREAGE.

RETURN showing the Number of Acres of Land under Cultivation and Crop, in the Year ending 31st March, 1881.

DISTRICTS— MUNICIPAL OR POLICE.	Wheat.	Barley.	Oats.	Rye.	Pease.	Beans.	Tares.	Potatoes.	Turnips.	Carrots.	Mangel Wur- zel.	Onions.	Artificial Grasses.	Hay.	Flax.	Hops.			Other Crops.	Gardens and Orchards.	In Green Forage.	Total land in Crop.	In Permanent Artificial Grasses.	Under Bare Fallow.	All other Cul- tivated Land.	Total Land in Cultivation.	New Land bro- ken up during the Year.	Under rotation of Crops.
																1 year old.	2 years old.	3 years old.										
Bothwell.....	431	26	87	..	12	1	1	20	49	1	8	495	32	10	1173	1814	181	..	3168	17	..
Brighton.....	2990	403	344	7	379	3	1	146	16	2	19	1	31	3718	151	37	8248	1350	2132	3704	15,434	130	70
Campbell Town.....	454	49	154	3	32	24	40	..	11	442	1	42	2	1254	843	123	120	2340
Carnarvon.....	94	51	20	..	33	1	..	32	..	1	23	3	12	270	127	397	75	11
Clarence.....	2076	200	43	..	83	9	1	74	22	26	5	38	6	1746	122	277	4728	1185	1390	3393	10,696	70	213
Deloraine.....	2875	153	3351	..	675	..	7	592	164	3	1	..	234	1080	8	120	28	9291	13,903	338	13,121	36,653	476	..
Emu Bay.....	236	15	329	..	124	15	15	552	10	2	9	1	581	528	3 ^a	125	10	2555	8292	24	400	11,271	312	127
Evandale.....	2949	1317	649	..	338	..	1	126	1	3	33	..	41	1966	73	71	7568	7336	2065	4218	21,187	48	435
Fingal.....	943	157	247	..	52	..	4	91	24	..	13	..	53	594	2	74	11	2265	3850	93	50	6258	12	33
George Town.....	28	30	182	..	137	1	1	99	1	..	3	2	7	445	2	118	194	1250	1684	256	596	3786	20	65
Glamorgan.....	717	267	147	..	129	..	1	70	29	2	74	..	41	342	14	1 ^b	203	11	2048	691	239	917	3895
Glenorchy.....	186	54	45	..	51	25	1	73	..	3	27	..	2	1478	30	6 ^c	313	127	2421	466	217	1172	4276	63	100
Green Ponds.....	1731	65	225	35	102	102	2	..	22	..	35	783	73	70	3245	3409	626	2045	9325
Hamilton.....	698	72	156	3	60	16	1	93	71	2	29	..	174	808	..	2	48	92	6	2331	2698	306	333	5668	393	160
Hobart.....	43	7	12	..	38	6	1	115	19	13	55	3	..	590	7	53 ^d	946	86	1994	950	58	116	3118	4	86	
Huon.....	398	42	131	..	241	30	3	687	52	2	5	..	15	385	9	..	1171	6	3227	2182	9	14	5432	177	3	
Kingborough.....	94	51	45	..	90	13	2	209	43	1	7	..	2	375	190 ^e	408	18	1548	1178	50	1223	3999	59	345	
Launceston (Selby)	1353	114	1584	..	252	15	3	575	43	12	70	4	207	2001	6 ^f	796	129	7164	10,379	623	3288	21,454	139	179
Longford.....	8984	1103	1587	7	268	1	3	184	3	2	53	..	32	2957	271	61	15,516	8626	7902	8245	40,289	473	150
New Norfolk.....	1137	470	236	27	194	100	7	273	77	15	189	1	132	1793	2	37	24	386	20 ^g	455	111	6686	1379	504	553	8122	279	61
Oatlands.....	1863	181	1278	7	71	197	173	1	7	..	100	1465	59	2	5404	5580	755	5222	16,961	173	..
Portland.....	26	3	39	..	14	115	28	1	1	..	54	305	27	55	668	6015	3	111	6797	1262	..
Port Sorell.....	5361	740	4738	7	859	44	52	3768	204	1	63	1	604	1516	14	265	27	18,264	22,786	293	4573	45,916	1543	96
Richmond.....	2745	240	292	..	170	3	2	200	3	1	10	..	30	1407	113	46	5262	2881	1770	4937	14,870	189	..
Ross.....	268	5	75	..	1	7	3	..	1	246	22	1	629	1707	215	56	2607	88	441
Russell.....	123	376	363	..	58	12	10	1030	1	..	26	2	3	294	1 ^h	40	17	2356	6432	8788	62	50
Sorell.....	2322	863	283	..	683	37	37	77	2	2	16	..	42	1152	64	62	5642	2553	796	4813	13,804	137	105
Spring Bay.....	274	67	96	5	73	1	2	61	8	1	24	..	16	350	55	14	1047	697	118	2099	3961	4	..
Westbury.....	8623	1176	3065	..	775	3	33	829	278	2	11	..	185	2331	2	9	..	226	186	17,734	11,976	5356	7761	42,827	178	470
TOTAL.....	50,022	8297	19,853	101	5994	336	189	10,421	1323	99	823	53	2639	31,615	29	39	74	455	280	6459	1687	140,788	132,969	26,442	73,100	373,299	6383	3200

^a Linseed. ^b Maize. ^c Canary Seed. ^d Plums, 6 acres; Strawberries, 47 acres. ^e Raspberries, 171 acres; Currants, 19 acres. ^f Tobacco. ^g Raspberries. ^h Radish Seed.

Wheat reaped { By machine..... 24,566 acres. No. of Persons from whom were obtained .. { Agricultural and Live Stock Returns 7044
 { By hand 25,456 acres. { Live Stock Returns only 1420

NOTE.—In dealing with fractional parts, the following rule has been observed:—All quantities under one-half have been neglected; one-half and over have been treated as whole numbers.

E. C. NOWELL, Government Statistician.

AGRICULTURE.—GROSS PRODUCE.

RETURN showing the Gross Produce of each description of Crop in Tasmania during the Year ended 31st March, 1881.

DISTRICTS—MUNICIPAL OR POLICE.	Wheat.	Barley.	Oats.	Rye.	Pease.	Beans.	Tares.	Potatoes.	Turnips.	Carrots.	Mangel Wurzel.	Onions.	Artificial Grasses, Seed.	Hay.	Linseed.	Hops.	Apples.	Pears.
	bushels.	bushels.	bushels.	bushels.	bushels.	bushels.	bushels.	tons.	tons.	tons.	tons.	tons.	bushels.	tons.	lbs.	lbs.	bushels.	bushels.
Bothwell	6236	407	1335	...	151	8	8	24	38	6	33	1	...	454	107	48
Brighton	38,062	6867	4984	80	3712	26	8	331	67	4	108	1	407	3454	2866	672
Campbell Town	6123	531	2987	16	466	97	...	3	670	...	160	486	608	...	223	237
Carnarvon	1260	999	396	...	523	34	...	126	1	3	29	51	4
Clarence	23,991	3084	526	...	829	128	20	123	30	136	37	84	92	1323	2313	436
Deloraine	32,281	3294	73,714	...	13,497	...	130	1921	1022	38	9	...	3795	1370	5200	...	2089	174
Emu Bay	3078	280	8005	...	2095	317	134	1913	64	21	51	2	4479	1060	1120	120	2493	256
Evandale	44,898	30,222	14,918	...	6478	...	20	440	10	26	367	...	680	2276	297	89
Fingal	17,793	3308	6683	...	687	...	13	379	147	1	169	...	871	730	330	...	770	125
George Town	279	270	3136	...	2098	10	20	203	2	...	15	4	50	514	60	...	1745	390
Glamorgan	11,091	4558	2574	...	1977	7	10	200	373	4	800	1	400	342	...	23,520	2230	185
Glenorchy	2310	1158	766	...	336	183	11	166	3	17	202	1	30	1660	...	33,600	13,654	2382
Green Ponds	30,842	1208	3920	335	1449	251	20	...	114	...	396	907	56	...	967	164
Hamilton	11,031	1598	4067	36	895	247	12	246	389	13	177	1	974	1142	...	27,202	1463	345
Hobart	558	127	170	...	862	51	30	393	102	79	427	9	...	788	...	8240	27,886	7992
Huon	7259	831	3955	...	4682	604	80	2492	469	75	66	...	306	659	...	10,000	47,698	821
Kingborough	1203	741	795	...	1950	79	31	719	268	5	72	1	30	452	7825	1279
Launceston (Selby)	19,958	2668	32,309	...	4091	282	30	1883	257	79	736	17	2088	2996	7000	2329
Longford	173,961	22,115	38,120	97	4539	15	50	374	7	7	301	...	526	3441	2419	948
New Norfolk	18,574	11,786	5571	405	2526	2622	86	980	472	243	2750	2	1776	1917	430	538,741	22,223	1511
Oatlands	22,560	2542	24,226	37	854	462	459	6	41	...	1571	991	79	22
Portland	392	30	920	...	231	451	73	5	8	...	510	502	114	...
Port Sorell	73,271	18,745	125,313	70	16,804	724	941	11,203	707	4	582	4	8821	2579	6858	...	3595	576
Richmond	35,340	4267	3501	...	1840	70	17	561	6	11	186	...	339	1203	1070	202
Ross	3322	76	685	...	4	24	45	...	20	244	136	128
Russell	2234	8779	10,120	...	1170	275	145	3973	14	...	845	8	70	560	1304	139
Sorell	24,630	12,273	3872	...	8750	458	374	236	11	5	110	...	611	962	247	153
Spring Bay	3152	1067	1735	61	1000	3	15	151	37	2	178	...	127	235	341	73
Westbury	134,351	25,385	60,143	...	14,532	85	411	2226	1151	8	56	...	1652	2607	...	2580	2032	406
TOTAL	750,040	169,156	489,446	1137	99,028	6231	2598	32,548	6199	801	9155	136	30,781	35,883	14,662	644,273	155,237	22,086

The following additional Crops have also been returned by the respective Collectors :—George Town—Flax, 700 lbs. Glamorgan—Maize, 3 tons. Glenorchy—Canary Seed, 1600 lbs. Hobart—Plums, 741 bushels; Strawberries, 35 tons. Kingborough—Currants, 26 tons; Raspberries, 184 tons. Launceston—Tobacco, 2300 lbs. New Norfolk—Raspberries, 45,050 lbs. Russell—Radish Seed, 450 lbs.

NOTE.—In dealing with fractional parts, the following rule has been observed :—All quantities under one-half have been rejected; one-half and over have been treated as whole numbers.

E. C. NOWELL, *Government Statistician.*

AGRICULTURE.—AVERAGE PRODUCE.

RETURN showing the Average Produce per Acre of each description of Crop in Tasmania in the Year ended 31st March, 1881.

DISTRICTS—MUNICIPAL OR POLICE.	Wheat.	Barley.	Oats.	Rye.	Pease.	Beans.	Tares.	Potatoes.	Turnips.	Carrots.	Mangel Wurzel.	Onions.	Artificial Grasses, Seed.	Hay.	Linseed.	Hops.
	bushels.	bushels.	bushels.	bushels.	bushels.	bushels.	bushels.	tons.	tons.	tons.	tons.	tons.	bushels.	tons.	lbs.	lbs.
Bothwell	14.46	15.65	15.34	..	12.58	16.00	7.50	1.20	0.78	6.00	4.25	2.00	..	0.91
Brighton	12.72	16.94	14.47	11.03	9.80	9.45	16.00	2.26	4.32	2.28	5.73	1.50	13.02	0.92
Campbell Town	13.48	10.94	19.39	6.40	14.44	3.97	..	12.00	16.93	..	14.54	1.09	608.00	..
Carnarvon	13.40	19.49	20.30	..	16.09	27.20	..	3.93	4.00	5.00	1.26
Clarence	11.55	15.43	12.37	..	9.95	14.62	40.00	1.67	1.36	5.26	7.78	2.23	16.72	0.75
Deloraine	11.22	21.52	21.99	..	19.99	..	18.57	3.24	6.23	12.66	9.00	..	16.21	1.26	650.00	..
Emu Bay	13.04	18.66	24.31	..	16.92	21.49	8.93	3.46	6.56	9.11	5.82	3.00	7.71	2.00	448.00	480.00
Evandale	15.22	22.95	22.98	..	19.16	..	20.00	3.50	10.00	10.40	11.19	..	16.68	1.15
Fingal	18.87	21.07	27.08	..	13.26	..	3.71	4.15	6.12	4.00	13.00	1.00	16.43	1.22	188.57	..
George Town	9.96	9.00	17.23	..	15.31	10.00	20.00	2.05	2.00	..	5.00	2.00	7.14	1.15	60.00	..
Glamorgan	15.46	17.10	17.52	..	15.32	28.00	10.00	2.87	12.86	2.66	10.76	4.00	9.75	1.00	..	1680.00
Glenorchy	12.43	21.64	17.02	..	6.62	7.37	14.66	2.29	12.00	6.00	7.48	2.00	15.00	1.12	..	1120.00
Green Ponds	17.81	18.65	17.46	9.50	14.20	2.46	13.33	..	5.12	..	11.31	1.15
Hamilton	15.81	22.27	26.02	14.40	14.97	15.20	16.00	2.63	5.49	7.42	6.08	4.00	5.60	1.41	..	546.77
Hobart	12.97	19.53	13.87	..	22.68	9.81	30.00	3.41	5.29	6.17	7.71	3.00	..	1.33	..	1177.14
Huon	18.22	19.66	21.93	..	19.42	20.30	32.00	3.62	9.10	33.33	14.66	..	20.06	1.71	..	1111.11
Kingborough	12.83	14.45	17.76	..	21.74	5.96	13.77	3.43	6.18	1.33	9.93	2.00	20.00	1.20
Launceston (Selby)	14.75	23.35	20.40	..	16.23	18.80	10.00	3.27	6.04	6.54	13.23	4.71	10.11	1.49
Longford	19.36	20.04	24.02	14.92	16.93	15.00	16.66	2.03	2.80	4.66	5.73	..	16.43	1.16
New Norfolk	16.33	25.06	23.65	15.28	13.05	26.23	13.03	3.58	6.14	16.72	14.56	2.66	13.45	1.06	245.71	1206.59
Oatlands	12.10	14.08	18.95	5.28	12.11	2.34	2.65	6.00	6.30	..	15.71	0.67
Portland	15.07	10.00	23.59	..	17.11	3.93	2.60	4.00	6.40	..	9.44	1.64
Port Sorell	13.66	25.34	26.44	10.00	19.57	16.45	18.27	2.98	3.46	3.20	9.20	3.50	14.61	1.70	489.85	..
Richmond	12.87	17.76	12.01	..	10.82	23.33	8.50	2.80	2.40	8.80	18.14	..	11.30	0.85
Ross	12.41	15.20	9.13	..	8.00	3.69	15.00	..	40.00	0.99
Russell	18.16	23.34	27.87	..	20.17	22.91	14.50	3.85	14.00	..	32.50	4.00	23.33	1.90
Sorell	10.60	14.22	13.68	..	12.81	12.29	10.10	3.06	6.28	3.33	6.87	..	14.72	0.83
Spring Bay	11.51	15.92	18.07	12.20	13.69	3.00	10.00	2.48	4.93	4.00	7.41	..	7.93	0.67
Westbury	15.58	21.59	19.62	..	18.75	34.00	12.54	2.86	4.14	5.33	5.04	..	8.92	1.11	..	259.09
	14.99	20.38	22.13	11.14	16.52	18.57	13.48	3.12	4.67	7.82	11.10	2.59	11.65	1.13	505.59	1134.28

George Town—Flax, 700 lbs. Glamorgan—Maize, 3 tons. Glenorchy—Canary Seed, 256 lbs. Hobart—Plums, 118.56 bushels; Strawberries, 0.75 tons. Kingborough—Currants, 1.35 tons; Raspberries, 1.07 tons. Launceston—Tobacco, 35.38 lbs. New Norfolk—Raspberries, 2252.50 lbs. Russell—Radish Seed, 900 lbs.

In calculating the above averages, fractional parts of the acreage and produce have been taken into account. The general average has been found by dividing the total yield by the total acreage, and not by taking the sum and mean of the averages.

E. C. NOWELL, *Government Statistician.*

AGRICULTURAL PRODUCE.—PRICES.

RETURN of the Prices of Agricultural Produce in the different Districts in Tasmania on the 31st March, 1881.

DISTRICTS—MUNICIPAL OR POLICE.	WHEAT.	BARLEY.	OATS.	RYE.	PEASE.	BEANS.	TARES.	POTATOES.	TURNIPS.	CARROTS.	MANGEL WURZEL.	ONIONS.	ARTIFICIAL GRASS SEED.	HAY.	HOPS.	FRUIT.	
																APPLES.	PEARS.
	per bushel.	per bushel.	per bushel.	per bushel.	per bushel.	per bushel.	per bushel.	per ton.	per ton.	per ton.	per ton.	per ton.	per bushel.	per ton.	per lb.	per bushel.	per bushel.
	s. d.	s. d.	s. d.	s. d.	s. d.	s. d.	s. d.	£ s. d.	£ s. d.	£ s. d.	£ s. d.	£ s. d.	s. d.	£ s. d.	s. d.	s. d.	s. d.
Bothwell	5 0	4 0	2 6	—	4 0	—	—	6 10 0	1 10 0	3 0 0	2 0 0	12 0 0	10 0	4 10 0	—	5 0	6 0
Brighton	4 6	3 6	2 9	5 0	2 6	3 0	6 0	3 10 0	1 10 0	2 0 0	1 5 0	6 0 0	6 0	4 0 0	—	6 0	6 0
Campbell Town ..	4 3	2 3	2 0	6 0	2 6	—	—	4 0 0	—	4 0 0	1 10 0	—	6 0	4 0 0	—	6 0	6 0
Carnarvon	4 6	3 3	2 3	—	3 0	3 6	—	3 10 0	1 5 0	1 10 0	—	—	—	4 0 0	—	4 0	3 6
Clarence	4 6	3 9	2 0	—	3 0	3 3	8 0	3 0 0	2 0 0	2 0 0	1 10 0	6 0 0	10 0	3 10 0	—	5 0	5 6
Deloraine	3 9	3 3	1 4	—	2 0	—	5 0	1 15 0	0 10 0	1 15 0	1 0 0	—	4 6	2 0 0	—	3 0	4 0
Emu Bay	4 0	5 0	1 9	—	2 6	3 0	6 0	2 10 0	1 10 0	3 0 0	1 10 0	14 0 0	5 0	2 10 0	—	3 6	6 0
Evandale	4 8	2 6	2 3	—	4 6	—	—	3 0 0	3 0 0	3 10 0	3 10 0	—	5 0	3 0 0	—	5 0	6 0
Fingal	4 0	2 6	2 0	—	2 2	—	2 6	3 0 0	1 10 0	1 10 0	1 10 0	4 10 0	5 0	2 10 0	—	4 0	5 0
George Town	4 0	4 0	2 0	—	3 9	4 0	8 0	4 0 0	1 10 0	—	1 10 0	8 0 0	5 0	4 0 0	—	4 6	4 6
Glamorgan	4 6	3 0	2 0	—	2 9	3 3	7 0	3 0 0	1 0 0	1 5 0	1 0 0	5 0 0	—	3 10 0	—	5 0	2 6
Glenorchy	4 6	3 0	2 0	—	2 9	3 3	7 0	3 0 0	1 0 0	1 5 0	1 0 0	5 0 0	—	3 10 0	1 3	5 0	2 6
Green Ponds	4 6	4 0	2 0	3 6	3 6	3 6	3 0	6 0 0	1 0 0	5 0 0	1 0 0	10 0 0	6 0	4 0 0	—	3 6	3 6
Hamilton	4 6	4 0	2 0	—	3 6	3 0	5 0	5 0 0	—	—	—	—	5 0	3 0 0	1 6	5 0	—
Hobart	4 6	3 0	2 0	—	2 9	3 3	7 0	3 0 0	1 0 0	1 5 0	1 0 0	5 0 0	—	3 10 0	1 3	5 0	2 6
Huon	4 9	—	2 0	—	2 6	2 9	—	3 10 0	—	—	—	—	4 0	4 10 0	1 4	5 0	4 3
Kingborough	4 6	3 0	2 0	—	2 9	3 3	7 0	3 0 0	1 0 0	1 5 0	1 0 0	5 0 0	—	3 10 0	—	5 0	2 6
Launceston (Selby)	4 9	3 0	2 0	—	2 6	3 0	6 0	3 0 0	2 10 0	2 10 0	1 5 0	7 0 0	4 6	3 5 0	—	5 0	5 0
Longford	4 3	3 6	2 0	5 0	4 0	5 0	6 0	4 0 0	2 0 0	3 10 0	3 0 0	—	5 0	3 0 0	—	4 0	4 0
New Norfolk	4 2	2 10	2 6	—	3 3	3 0	—	2 10 0	1 0 0	1 5 0	1 0 0	5 0 0	—	3 10 0	1 0	4 6	2 0
Oatlands	4 6	3 6	1 3	5 0	3 0	—	—	3 10 0	—	—	—	—	4 9	2 15 0	—	5 0	—
Portland	4 6	3 0	2 0	—	2 9	—	—	4 0 0	3 0 0	—	—	—	—	4 0 0	—	4 6	—
Port Sorell	3 10	2 3	1 8	3 6	2 0	2 6	4 0	2 0 0	1 10 0	1 10 0	1 10 0	6 0 0	4 6	1 10 0	—	3 6	4 0
Richmond	4 3	3 6	2 6	—	4 0	6 0	7 0	4 0 0	1 5 0	1 10 0	1 0 0	—	7 0	3 10 0	—	5 0	2 6
Ross	4 6	—	2 3	—	—	—	—	5 0 0	4 0 0	—	—	—	—	—	—	4 0	4 0
Russell	4 0	2 0	1 6	—	2 0	3 0	5 0	2 5 0	1 0 0	—	0 10 0	4 0 0	5 0	2 10 0	—	4 0	5 0
Sorell	4 2	3 0	2 0	—	2 6	2 6	4 0	2 10 0	—	—	—	—	5 0	3 0 0	—	4 0	4 0
Spring Bay	4 0	3 0	2 4	6 0	3 0	3 0	6 0	3 10 0	0 15 0	1 5 0	1 0 0	—	6 0	4 0 0	—	4 6	2 6
Westbury	4 6	2 6	2 0	—	2 3	5 0	6 0	2 10 0	0 10 0	2 0 0	0 15 0	—	4 0	3 0 0	—	5 0	4 6
Mean	4. 4 $\frac{1}{4}$	3 2	2 0 $\frac{3}{4}$	4 10 $\frac{1}{4}$	2 11 $\frac{1}{4}$	3 5	5 9 $\frac{1}{4}$	3 8 11 $\frac{1}{2}$	1 10 7 $\frac{1}{2}$	2 3 6 $\frac{3}{4}$	1 7 6	6 16 8	5 7	3 6 9 $\frac{1}{4}$	1 3	4 7 $\frac{1}{4}$	4 1 $\frac{1}{2}$

Linseed—Deloraine, 3d. per lb.; Port Sorell, 2d. per lb. bushel.

Radish Seed—Russell, 9d. per lb. Raspberries—Kingborough, 2d. per lb. ; New Norfolk, 1 $\frac{1}{2}$ d. per lb.

Tobacco—Launceston, 10d. per lb.

Currants—Kingborough, 1 $\frac{3}{4}$ d. per lb. Strawberries—Hobart, 2 $\frac{1}{2}$ d. per lb.

Plums—Hobart, 4s. 6d. to 5s. per

E. C. NOWELL, Government Statistician.

AGRICULTURAL MACHINES.

RETURN of the Number and Description of certain Agricultural Machines in operation in the Colony of Tasmania on the 31st March, 1881.

DISTRICT—MUNI- CIPAL OR POLICE.	Steam Engines.		Clod Crushers.		Chaff Cutters.		Cultivators.		Corn Crushers.		Hay Elevators.		Hay Rakes.		Horse Hoes, Grub- bers and Scarifiers.		Irrigation Works.		Lift and Force Pumps.		Mowing Machines.		Ploughs (Sub-soil).		Ploughs (Double- furrow).		Reaping Machines.		Reaper and Mower combined.		Seed Drills.		Sowing Machines.		Strippers.		Threshing Machines.		Reapers & Binders.			
	NO.	H.P.	H.P.	S.P.	H.P.	S.P.	H.P.	S.P.	H.P.	S.P.	H.P.	S.P.	H.P.	S.P.	H.P.	S.P.	H.P.	S.P.	H.P.	S.P.	H.P.	S.P.	H.P.	S.P.	H.P.	S.P.	H.P.	S.P.	H.P.	S.P.	H.P.	S.P.	H.P.	S.P.	H.P.	S.P.	H.P.	S.P.	H.P.	S.P.		
Bothwell ^a	1	8	—	—	5 ^b	—	—	—	3 ^b	—	—	—	2	2	—	—	—	—	—	—	—	—	3	3	2	—	—	—	—	—	—	—	—	—	—	—	—	—	—	—	—	
Brighton	3	24	—	—	12	—	2	—	3	—	—	—	9	23	—	—	—	—	—	—	—	6	—	18	24 ^c	6	—	—	—	—	—	—	—	—	—	—	—	—	4	3 ^b	—	3
Campbell Town.....	2	16	1	—	1	3	2 ^d	—	—	1 ^d	—	—	6	7	—	—	—	—	—	—	4	2 ^e	3	—	5	7	—	—	—	—	—	—	—	—	—	—	—	—	—	—	1	
Carnarvon	—	—	—	—	—	—	—	—	—	—	—	—	—	—	—	—	—	—	—	—	—	—	—	—	—	—	—	—	—	—	—	—	—	—	—	—	—	—	—	—		
Clarence	3	24	3	—	13	1	11	—	5	—	—	—	15	21	—	—	—	—	—	—	—	—	15	15	—	—	—	—	—	—	—	—	—	—	—	—	—	—	—	—		
Deloraine	9	81	—	—	14	2	4	—	2	3	5	—	12	8	—	—	—	—	—	—	—	5	—	6	8	—	—	—	—	—	—	—	—	—	—	—	—	—	—	—		
Emu Bay	—	—	—	—	7 ^b	—	—	—	2 ^b	—	—	—	4	8	—	—	—	—	—	—	—	—	—	1	1	—	—	—	—	—	—	—	—	—	—	—	—	—	—	—		
Evandale	8	66	5	—	45	—	7	—	6	—	4	—	16	61	—	—	—	—	—	—	—	4	—	4	57	4	—	—	—	—	—	—	—	—	—	—	—	—	—	—		
Fingal	1	5	2	—	10	1	1	—	3	—	—	—	2	12	—	—	—	—	—	—	—	—	—	5	2	—	—	—	—	—	—	—	—	—	—	—	—	—	—	—		
George Town	—	—	—	—	5	—	—	—	—	—	—	—	4	—	—	—	—	—	—	—	—	—	—	1	—	—	—	—	—	—	—	—	—	—	—	—	—	—	—	—		
Glamorgan	1	7	4	—	8 ^b	—	6	—	5	—	—	—	4	14	—	—	—	—	—	—	—	2	—	2	10	13	—	—	—	—	—	—	—	—	—	—	—	—	—	—		
Glenorchy	—	—	4	—	11	2	4	—	1	2	—	—	8	11	—	—	—	—	—	—	—	4	—	7	—	1	—	—	—	—	—	—	—	—	—	—	—	—	—	—		
Green Ponds	2	13	1	—	17	2	6	—	7	2	—	—	7	15	—	—	—	—	—	—	—	4	—	7	22 ^k	4	—	—	—	—	—	—	—	—	—	—	—	—	—	—	—	
Hamilton	4	26	12	—	4	1	4	—	2 ^f	—	—	—	5	17	—	—	—	—	—	—	—	—	—	25	10	—	—	—	—	—	—	—	—	—	—	—	—	—	—	—		
Hobart.....	—	—	—	—	—	—	—	—	—	—	—	—	1	—	—	—	—	—	—	—	—	—	—	—	—	—	—	—	—	—	—	—	—	—	—	—	—	—	—	—		
Huon	—	—	—	—	1 ⁱ	—	—	—	—	—	—	—	—	1	—	—	—	—	—	—	—	—	—	—	—	—	—	—	—	—	—	—	—	—	—	—	—	—	—	—		
Kingborough ^m	2	30	—	—	8	2	2	—	—	—	—	—	—	6	—	—	—	—	—	—	—	—	—	6	—	1	—	—	—	—	—	—	—	—	—	—	—	—	—	—		
Launceston (Selby)	9	8	3	—	19	15	6	—	7	5	—	—	9	6	14	—	—	—	—	—	—	—	—	3	12	5	—	—	—	—	—	—	—	—	—	—	—	—	—	—		
Longford ⁿ	15	120	36	—	65	—	28	—	26	—	4	—	40	70	—	—	—	—	—	—	—	—	—	44	56	28	—	—	—	—	—	—	—	—	—	—	—	—	—	—		
New Norfolk ^p	5	40	2	—	14	—	14	—	5	—	—	—	16	108	—	—	—	—	—	—	—	—	—	13	22	1	—	—	—	—	—	—	—	—	—	—	—	—	—	—		
Oatlands	—	—	1	—	12	—	2	—	4 ^d	—	—	—	7	8	—	—	—	—	—	—	—	—	—	8	9	9	—	—	—	—	—	—	—	—	—	—	—	—	—	—		
Portland	—	—	—	—	8	—	—	—	—	—	—	—	—	—	—	—	—	—	—	—	—	—	—	—	—	—	—	—	—	—	—	—	—	—	—	—	—	—	—	—		
Port Sorell	20	160	4	—	21	5	1	—	1	2 ^s	—	—	4	31	—	—	—	—	—	—	—	—	—	3	23	—	—	—	—	—	—	—	—	—	—	—	—	—	—	—		
Richmond	—	—	5	—	5	—	—	—	2	—	1	—	5	20	—	—	—	—	—	—	—	—	—	2	18 ^c	6	—	—	—	—	—	—	—	—	—	—	—	—	—	—	—	
Ross	—	—	2	—	4	—	2	—	—	—	—	—	2	2	—	—	—	—	—	—	—	—	—	3	4	2	—	—	—	—	—	—	—	—	—	—	—	—	—	—		
Russell	2	16	3	—	1	3	1	—	—	2	—	—	2	1	10	—	—	—	—	—	—	—	—	—	—	—	—	—	—	—	—	—	—	—	—	—	—	—	—	—		
Sorell	4	28	2	—	9	—	9	—	5	—	—	—	5	26	—	—	—	—	—	—	—	—	—	18	7	7	—	—	—	—	—	—	—	—	—	—	—	—	—	—		
Spring Bay	—	—	1	—	8	—	4	—	1 ^s	—	—	—	5	16	—	—	—	—	—	—	—	—	—	1	6	1	—	—	—	—	—	—	—	—	—	—	—	—	—	—		
Westbury	7	63	8	—	45	2	30	—	9	—	—	—	35	55	—	—	—	—	—	—	—	—	—	24	34	6	—	—	—	—	—	—	—	—	—	—	—	—	—	—		
TOTAL.....	98	735	101	—	371	40	151	—	99	17	14	11	221	566	10	7	134	9	79	—	—	—	215	333	122	—	—	—	—	—	—	85	23	4	152	77	80					

^a One bark crusher worked by water. ^b Also one worked by water. ^c Three treble-furrow ploughs. ^d Also 1 worked by hand. ^e Also 1 worked by wind. ^f Also 2 worked by hand. ^g Two worked by hand. ^h One worked by wind. ⁱ One worked by hand. ^j Eight treble-furrow ploughs. ^k The same engine works saw-mills. ^m Two turnip cutters. ⁿ Two turnip cutters, 5 iron rollers, 5 circular saws, 1 root cutter, 1 potato raiser, 1 Tiney machine for threshing grain for seed purposes, 1 seed coverer, 4 furrows, 1 corn-dressing machine. ^o Two worked by floodgates. ^p One steaming apparatus for feeding stock, 1 bonecrusher, 1 treble-furrow plough. ^q Five worked by gravitation. ^r One worked by wind, 3 by water, and 1 by hydraulic ram. ^s Also 3 worked by hand.

E. C. NOWELL, Government Statistician.

AGRICULTURE.—ACREAGE.—DECENNIAL RETURN.

[1880.]

AGRICULTURE.—ACREAGE, &c.

YEAR.	ACRES																							
	IN CROP.																		OTHERWISE CULTIVATED.					
	Wheat.	Barley.	Oats.	Pease.	Beans.	Tares.	Potatoes.	Turnips.	Carrots.	Mangel Wurzel.	Onions.	Artificial Grasses, Seed.	Hay.	Flax.	Hops.	Other Crops.	Gardens and Orchards.	In Green Forage.	Total Land in Crop.	In Permanent Artificial Grasses.	Under Bare Fallow.	All other Cultivated Land.	Total Land under Cultivation.	New Land broken up during the Year.
1871-2....	63,332	4275	29,631	5794	465	149	8154	1180	138	1183	100	1073	31,578	30	652	67	5997	1218	155,046	90,247	27,287	68,414	340,451	4952
1872-3....	62,390	5751	27,373	5459	386	179	7513	1714	127	1971	57	1798	33,268	37	661	46	6301	1246	156,277	92,090	26,971	66,134	341,439	5047
1873-4....	58,610	6440	26,750	5777	495	96	7910	1056	82	1020	34	1617	26,406	14	664	35	6036	1565	144,607	93,564	23,360	62,574	324,105	3606
1874-5....	57,633	5129	32,704	5174	511	96	6978	1777	109	1041	52	1803	30,486	19	656	35	5976	1058	151,237	93,176	22,512	59,629	326,486	3880
1875-6....	42,745	5939	32,556	5951	563	203	6906	1897	156	1137	66	1778	34,758	37	661	116	6189	941	142,547	102,023	20,517	67,743	332,824	3368
1876-7....	38,977	6258	23,609	6648	548	143	7954	1486	104	994	51	2293	29,664	58	641	7	6419	1407	127,282	113,571	21,532	70,185	332,558	2425
1877-8....	46,719	4283	21,883	5374	472	118	8336	2301	116	1124	72	2054	29,440	26	656	113	6318	1655	131,013	118,721	25,469	73,638	348,841	4008
1878-9....	48,392	4040	28,802	4700	354	130	8079	1666	141	1074	70	3615	33,933	20	630	208	6292	1606	143,797	116,872	24,106	70,628	355,403	4778
1879-80....	45,191	6371	37,259	5958	353	186	9762	2048	124	1120	78	3553	35,638	8	548	375	6559	1198	156,559	117,666	26,287	66,399	366,911	4431
1880-1....	50,022	8297	19,853	5994	336	189	10,421	1323	99	823	53	2639	31,615	29	568	280	6459	1687	140,788	132,969	26,442	73,100	373,299	6383

AGRICULTURE.—GROSS PRODUCE.—DECENNIAL RETURN.

YEAR.	Wheat.	Barley.	Oats.	Pease.	Beans.	Tares.	Potatoes.	Turnips.	Carrots.	Mangel Wurzel.	Onions.	Artificial Grasses, Seed.	Hay.	Linseed.	Hops.	Apples.	Pears.
	bushels.	bushels.	bushels.	bushels.	bushels.	bushels.	tons.	tons.	tons.	tons.	tons.	bushels.	tons.	lbs.	lbs.	bushels.	bushels.
1871-2	847,962	76,812	593,477	79,167	8588	1940	22,608	6199	1217	16,505	414	8268	30,891	14,540	785,977	142,756	20,801
1872-3	1,161,859	131,401	707,763	111,029	9796	2863	29,447	11,985	1180	24,729	309	24,305	46,372	19,816	994,467	143,486	25,097
1873-4	947,813	124,459	561,247	82,926	8253	1064	24,970	8204	806	12,335	131	20,202	28,430	5980	825,306	174,551	15,042
1874-5	1,066,861	123,469	877,243	99,556	12,312	1378	26,169	12,603	1021	12,569	182	23,031	41,144	12,446	811,746	150,978	31,020
1875-6	700,092	165,357	827,043	121,460	14,709	3376	24,455	14,290	1200	14,572	334	21,984	49,217	13,768	1,032,008	136,682	16,310
1876-7	752,070	147,537	571,485	117,119	12,785	2081	27,290	8981	839	11,484	257	26,929	35,907	22,680	839,514	153,812	23,148
1877-8	846,420	86,840	488,350	81,537	8485	1389	27,106	13,868	1029	11,965	253	26,052	33,331	10,650	796,839	138,215	16,583
1878-9	778,977	97,845	714,987	83,844	7978	2131	27,257	9472	1149	11,881	250	42,947	40,499	6690	801,226	137,215	18,684
1879-80	1,042,999	182,753	1,065,847	132,272	8434	2599	31,103	10,294	982	13,357	343	38,444	54,079	3896	738,616	140,277	19,340
1880-1	750,040	169,156	439,446	99,028	6231	2598	32,548	6199	801	9155	136	30,781	35,883	14,662	644,273	155,237	22,086

E. C. NOWELL, Government Statistician.

AGRICULTURE.—AVERAGE PRODUCE PER ACRE.—DECENNIAL RETURN.

YEAR.	Wheat.	Barley.	Oats.	Pease.	Beans.	Tares.	Potatoes.	Turnips.	Carrots.	Mangel Wurzel.	Onions.	Artificial Grasses, Seed.	Hay.	Linseed.	Hops.
	bushels.	bushels.	bushels.	bushels.	bushels.	bushels.	tons.	tons.	tons.	tons.	tons.	bushels.	tons.	lbs.	lbs.
1871-2.....	13·39	17·97	20·03	13·66	18·47	13·02	2·77	5·25	8·82	13·96	4·14	7·71	0·98	—	1205·03
1872-3.....	18·62	22·85	25·86	20·34	25·38	14·88	3·92	6·99	8·90	12·55	5·42	13·52	1·39	—	1504·49
1873-4.....	16·17	19·33	20·98	14·35	16·67	11·08	3·16	7·77	9·83	12·09	3·85	12·49	1·08	—	1242·93
1874-5.....	18·51	24·47	26·83	19·25	24·04	14·78	3·75	7·10	9·79	12·13	3·48	12·79	1·35	—	1237·42
1875-6.....	16·38	27·84	25·41	20·38	26·27	16·77	3·55	7·56	7·94	12·85	4·92	12·40	1·42	425·56	1563·06
1876-7.....	19·29	23·58	24·24	17·62	23·33	14·56	3·43	6·05	8·08	11·55	5·04	11·75	1·21	391·03	1309·69
1877-8.....	18·11	20·27	22·03	15·10	18·00	11·47	3·02	6·13	8·68	16·20	3·39	12·67	1·13	89·50	1211·46
1878-9.....	16·09	24·21	24·82	17·83	22·53	16·39	3·37	5·68	8·14	11·06	3·57	11·88	1·19	334·50	1271·78
1879-80.....	23·03	27·83	28·60	22·39	24·06	14·34	3·18	5·03	8·16	11·93	4·53	10·83	1·51	472·24	1280·00
1880-1.....	14·99	20·38	22·13	16·52	18·57	13·48	3·12	4·67	7·82	11·10	2·59	11·65	1·13	505·59	1134·28

The averages for the years prior to 1874-5 have been recalculated, in accordance with the principle now adopted; namely, that of dividing the total acreage by the total produce.

E. C. NOWELL, *Government Statistician.*

AGRICULTURAL PRODUCE—AVERAGE PRICES.—OCTENNIAL RETURN.

YEAR.	Wheat.	Barley.	Oats.	Rye.	Pease.	Beans.	Tares.	Potatoes.	Turnips.	Carrots.	Mangel Wurzel.	Onions.	Artificial Grass Seed.	Hay.	Hops.	Fruit.	
	per bushel.	per bushel.	per bushel.	per bushel.	per bushel.	per bushel.	per bushel.	per ton.	per ton.	per ton.	per ton.	per ton.	per bushel.	per ton.	per lb.	per bushel.	per bushel.
	s. d.	s. d.	s. d.	s. d.	s. d.	s. d.	s. d.	£ s. d.	£ s. d.	£ s. d.	£ s. d.	£ s. d.	s. d.	£ s. d.	s. d.	s. d.	s. d.
1873-4.....	5 2½	5 1	3 11	...	3 11	4 1½	5 11	4 3 0	1 14 0	1 18 0	1 7 0	12 16 0	7 4	4 10 0	1 5	3 11	3 8
1874-5.....	4 4½	4 6½	3 3½	...	3 7	3 11½	5 9½	3 12 2½	2 1 10	2 10 0	1 12 1	9 11 5	6 6½	4 12 10¾	1 6½	3 8½	3 3½
1875-6.....	4 6½	4 4	2 4½	...	3 1½	3 10½	6 7	3 10 9	1 16 11	2 9 4½	1 9 7½	6 10 0	7 0	3 16 5	1 4¾	3 11½	3 9½
1876-7.....	5 6½	4 0¾	2 7	...	3 2½	4 0¼	6 0	4 2 11½	1 19 1	2 13 5	1 6 8½	7 9 3½	6 11½	3 5 11½	1 4¾	4 3½	3 11
1877-8.....	5 8½	4 8¾	3 7	...	4 0½	4 5	5 9½	4 10 0¾	1 17 9	2 17 0	1 12 4½	8 13 4	7 7	5 1 7½	1 3¾	4 11¾	4 9
1878-9.....	4 9	5 1½	3 5½	5 1½	3 9½	3 10½	6 4¾	4 4 5½	1 12 8½	2 4 1¾	1 10 2½	8 13 8	6 8½	4 10 4¼	1 1¼	4 10¼	4 4
1879-80.....	4 3½	4 4½	2 0¼	4 1½	3 1¼	3 3½	5 8½	3 13 0	1 11 10	2 8 3½	1 8 9½	7 11 1¾	5 10½	2 17 10	1 3	4 4	3 10¾
1880-1.....	4 4½	3 2	2 0¾	4 10½	2 11½	3 5	5 9½	3 8 11½	1 10 7½	2 3 6¾	1 7 6	6 16 8	5 7	3 6 9½	1 3	4 7½	4 1½

E. C. NOWELL, *Government Statistician.*

AGRICULTURAL MACHINES.—DECENNIAL RETURN.

YEAR.	Steam Engines.		Clod Crushers.		Chaff Cutters.*		Cultivators.		Corn Crushers.		Hay Elevators.		Hay Rakes.		Horse Hoes, Grub- bers, and Scarifiers.		Irrigation Works.		Lift & Force Pumps.		Mowing Machines.		Ploughs (Subsoil.)		Ploughs (Double- furrow.)*		Reaping Machines.		Reaper and Mower combined.		Seed Drills.		Sowing Machines.		Strippers.		Subsoil Plough and Cultivator.		Threshing Machines.		Reapers & Binders.																																																																																																																																																																																																																																																																																																																																																																																																																																																																																																																																																																																																																																																																																																																																																																																																																																																																																	
	No.	H.P.	H.P.	S.P.	H.P.	S.P.	H.P.	H.P.	S.P.	H.P.	S.P.	H.P.	H.P.	S.P.	H.P.	S.P.	H.P.	S.P.	H.P.	S.P.	H.P.	H.P.	H.P.	H.P.	H.P.	H.P.	H.P.	H.P.	H.P.	H.P.	H.P.	H.P.	H.P.	H.P.	H.P.	H.P.	H.P.	H.P.	H.P.	H.P.	H.P.	H.P.	H.P.	H.P.	H.P.	H.P.	H.P.	H.P.	H.P.	H.P.	H.P.	H.P.	H.P.	H.P.	H.P.	H.P.	H.P.	H.P.	H.P.	H.P.	H.P.	H.P.	H.P.	H.P.	H.P.	H.P.	H.P.	H.P.	H.P.	H.P.	H.P.	H.P.	H.P.	H.P.	H.P.	H.P.	H.P.	H.P.	H.P.	H.P.	H.P.	H.P.	H.P.	H.P.	H.P.	H.P.	H.P.	H.P.	H.P.	H.P.	H.P.	H.P.	H.P.	H.P.	H.P.	H.P.	H.P.	H.P.	H.P.	H.P.	H.P.	H.P.	H.P.	H.P.	H.P.	H.P.	H.P.	H.P.	H.P.	H.P.	H.P.	H.P.	H.P.	H.P.	H.P.	H.P.	H.P.	H.P.	H.P.	H.P.	H.P.	H.P.	H.P.	H.P.	H.P.	H.P.	H.P.	H.P.	H.P.	H.P.	H.P.	H.P.	H.P.	H.P.	H.P.	H.P.	H.P.	H.P.	H.P.	H.P.	H.P.	H.P.	H.P.	H.P.	H.P.	H.P.	H.P.	H.P.	H.P.	H.P.	H.P.	H.P.	H.P.	H.P.	H.P.	H.P.	H.P.	H.P.	H.P.	H.P.	H.P.	H.P.	H.P.	H.P.	H.P.	H.P.	H.P.	H.P.	H.P.	H.P.	H.P.	H.P.	H.P.	H.P.	H.P.	H.P.	H.P.	H.P.	H.P.	H.P.	H.P.	H.P.	H.P.	H.P.	H.P.	H.P.	H.P.	H.P.	H.P.	H.P.	H.P.	H.P.	H.P.	H.P.	H.P.	H.P.	H.P.	H.P.	H.P.	H.P.	H.P.	H.P.	H.P.	H.P.	H.P.	H.P.	H.P.	H.P.	H.P.	H.P.	H.P.	H.P.	H.P.	H.P.	H.P.	H.P.	H.P.	H.P.	H.P.	H.P.	H.P.	H.P.	H.P.	H.P.	H.P.	H.P.	H.P.	H.P.	H.P.	H.P.	H.P.	H.P.	H.P.	H.P.	H.P.	H.P.	H.P.	H.P.	H.P.	H.P.	H.P.	H.P.	H.P.	H.P.	H.P.	H.P.	H.P.	H.P.	H.P.	H.P.	H.P.	H.P.	H.P.	H.P.	H.P.	H.P.	H.P.	H.P.	H.P.	H.P.	H.P.	H.P.	H.P.	H.P.	H.P.	H.P.	H.P.	H.P.	H.P.	H.P.	H.P.	H.P.	H.P.	H.P.	H.P.	H.P.	H.P.	H.P.	H.P.	H.P.	H.P.	H.P.	H.P.	H.P.	H.P.	H.P.	H.P.	H.P.	H.P.	H.P.	H.P.	H.P.	H.P.	H.P.	H.P.	H.P.	H.P.	H.P.	H.P.	H.P.	H.P.	H.P.	H.P.	H.P.	H.P.	H.P.	H.P.	H.P.	H.P.	H.P.	H.P.	H.P.	H.P.	H.P.	H.P.	H.P.	H.P.	H.P.	H.P.	H.P.	H.P.	H.P.	H.P.	H.P.	H.P.	H.P.	H.P.	H.P.	H.P.	H.P.	H.P.	H.P.	H.P.	H.P.	H.P.	H.P.	H.P.	H.P.	H.P.	H.P.	H.P.	H.P.	H.P.	H.P.	H.P.	H.P.	H.P.	H.P.	H.P.	H.P.	H.P.	H.P.	H.P.	H.P.	H.P.	H.P.	H.P.	H.P.	H.P.	H.P.	H.P.	H.P.	H.P.	H.P.	H.P.	H.P.	H.P.	H.P.	H.P.	H.P.	H.P.	H.P.	H.P.	H.P.	H.P.	H.P.	H.P.	H.P.	H.P.	H.P.	H.P.	H.P.	H.P.	H.P.	H.P.	H.P.	H.P.	H.P.	H.P.	H.P.	H.P.	H.P.	H.P.	H.P.	H.P.	H.P.	H.P.	H.P.	H.P.	H.P.	H.P.	H.P.	H.P.	H.P.	H.P.	H.P.	H.P.	H.P.	H.P.	H.P.	H.P.	H.P.	H.P.	H.P.	H.P.	H.P.	H.P.	H.P.	H.P.	H.P.	H.P.	H.P.	H.P.	H.P.	H.P.	H.P.	H.P.	H.P.	H.P.	H.P.	H.P.	H.P.	H.P.	H.P.	H.P.	H.P.	H.P.	H.P.	H.P.	H.P.	H.P.	H.P.	H.P.	H.P.	H.P.	H.P.	H.P.	H.P.	H.P.	H.P.	H.P.	H.P.	H.P.	H.P.	H.P.	H.P.	H.P.	H.P.	H.P.	H.P.	H.P.	H.P.	H.P.	H.P.	H.P.	H.P.	H.P.	H.P.	H.P.	H.P.	H.P.	H.P.	H.P.	H.P.	H.P.	H.P.	H.P.	H.P.	H.P.	H.P.	H.P.	H.P.	H.P.	H.P.	H.P.	H.P.	H.P.	H.P.	H.P.	H.P.	H.P.	H.P.	H.P.	H.P.	H.P.	H.P.	H.P.	H.P.	H.P.	H.P.	H.P.	H.P.	H.P.	H.P.	H.P.	H.P.	H.P.	H.P.	H.P.	H.P.	H.P.	H.P.	H.P.	H.P.	H.P.	H.P.	H.P.	H.P.	H.P.	H.P.	H.P.	H.P.	H.P.	H.P.	H.P.	H.P.	H.P.	H.P.	H.P.	H.P.	H.P.	H.P.	H.P.	H.P.	H.P.	H.P.	H.P.	H.P.	H.P.	H.P.	H.P.	H.P.	H.P.	H.P.	H.P.	H.P.	H.P.	H.P.	H.P.	H.P.	H.P.	H.P.	H.P.	H.P.	H.P.	H.P.	H.P.	H.P.	H.P.	H.P.	H.P.	H.P.	H.P.	H.P.	H.P.	H.P.	H.P.	H.P.	H.P.	H.P.	H.P.	H.P.	H.P.	H.P.	H.P.	H.P.	H.P.	H.P.	H.P.	H.P.	H.P.	H.P.	H.P.	H.P.	H.P.	H.P.	H.P.	H.P.	H.P.	H.P.	H.P.	H.P.	H.P.	H.P.	H.P.	H.P.	H.P.	H.P.	H.P.	H.P.	H.P.	H.P.	H.P.	H.P.	H.P.	H.P.	H.P.	H.P.	H.P.	H.P.	H.P.	H.P.	H.P.	H.P.	H.P.	H.P.	H.P.	H.P.	H.P.	H.P.	H.P.	H.P.	H.P.	H.P.	H.P.	H.P.	H.P.	H.P.	H.P.	H.P.	H.P.	H.P.	H.P.	H.P.	H.P.	H.P.	H.P.	H.P.	H.P.	H.P.	H.P.	H.P.	H.P.	H.P.	H.P.	H.P.	H.P.	H.P.	H.P.	H.P.	H.P.	H.P.	H.P.	H.P.	H.P.	H.P.	H.P.	H.P.	H.P.	H.P.	H.P.	H.P.	H.P.	H.P.	H.P.	H.P.	H.P.	H.P.	H.P.	H.P.	H.P.	H.P.	H.P.	H.P.	H.P.	H.P.	H.P.	H.P.	H.P.	H.P.	H.P.	H.P.	H.P.	H.P.	H.P.	H.P.	H.P.	H.P.	H.P.	H.P.	H.P.	H.P.	H.P.	H.P.	H.P.	H.P.	H.P.	H.P.	H.P.	H.P.	H.P.	H.P.	H.P.	H.P.	H.P.	H.P.	H.P.	H.P.	H.P.	H.P.	H.P.	H.P.	H.P.	H.P.	H.P.	H.P.	H.P.	H.P.	H.P.	H.P.	H.P.	H.P.	H.P.	H.P.	H.P.	H.P.	H.P.	H.P.	H.P.	H.P.	H.P.	H.P.	H.P.	H.P.	H.P.	H.P.	H.P.	H.P.	H.P.	H.P.	H.P.	H.P.	H.P.	H.P.	H.P.	H.P.	H.P.	H.P.	H.P.	H.P.	H.P.	H.P.	H.P.	H.P.	H.P.	H.P.	H.P.	H.P.	H.P.	H.P.	H.P.	H.P.	H.P.	H.P.	H.P.	H.P.	H.P.	H.P.	H.P.	H.P.	H.P.	H.P.	H.P.	H.P.	H.P.	H.P.	H.P.	H.P.	H.P.	H.P.	H.P.	H.P.	H.P.	H.P.	H.P.	H.P.	H.P.	H.P.	H.P.	H.P.	H.P.	H.P.	H.P.	H.P.	H.P.	H.P.	H.P.	H.P.	H.P.	H.P.	H.P.	H.P.	H.P.	H.P.	H.P.	H.P.	H.P.	H.P.	H.P.	H.P.	H.P.	H.P.	H.P.	H.P.	H.P.	H.P.	H.P.	H.P.	H.P.	H.P.	H.P.	H.P.	H.P.	H.P.	H.P.	H.P.	H.P.	H.P.	H.P.	H.P.	H.P.	H.P.	H.P.	H.P.	H.P.	H.P.	H.P.	H.P.	H.P.	H.P.	H.P.	H.P.	H.P.	H.P.	H.P.	H.P.	H.P.	H.P.	H.P.	H.P.	H.P.	H.P.	H.P.	H.P.	H.P.	H.P.	H.P.	H.P.	H.P.	H.P.	H.P.	H.P.	H.P.	H.P.	H.P.	H.P.	H.P.	H.P.	H.P.	H.P.	H.P.	H.P.	H.P.	H.P.	H.P.	H.P.	H.P.	H.P.	H.P.	H.P.	H.P.	H.P.	H.P.	H.P.	H.P.	H.P.	H.P.	H.P.	H.P.	H.P.

* These machines, not having been included in the forms supplied to the Collectors in the earlier years of the period, were not in all instances returned.

As regards all machines except Steam Engines, H.P. and S.P. denote the number worked by horses or steam respectively.

E. C. NOWELL, Government Statistician.

LIVE STOCK.

RETURN showing the Number of LIVE STOCK in TASMANIA on 31st March, 1881.

DISTRICTS, <i>Municipal or Police.</i>	HORSES.		HORNED CATTLE, (including Calves).		SHEEP, (including Lambs).		GOATS.	MULES.	ASSES.	PIGS.
	<i>On Private Property.</i>	<i>On Crown Land.</i>	<i>On Private Property.</i>	<i>On Crown Land.</i>	<i>On Private Property.</i>	<i>On Crown Land.</i>				
Bothwell	512	..	5451	..	126,555	6680	356
Brighton	831	..	1891	16	34,623	40	47	1242
Campbell Town....	484	5	3743	19	115,525	9625	11	..	1	327
Carnarvon	52	8	351	101	2332	3670	5	210
Clarence	400	..	878	1	17,834	..	19	650
Deloraine	1709	..	13,376	100	32,680	800	35	3687
Emu Bay	582	..	3252	..	3846	..	68	1243
Evandale	1035	..	4748	..	112,630	4998	25	1	..	1881
Fingal	927	..	7358	272	117,468	2700	28	1	..	1782
George Town.....	474	12	2393	172	21,621	7645	218	..	1	817
Glamorgan	364	1	1387	391	56,379	14,084	17	1139
Glenorchy	275	17	577	57	2174	110	24	1	..	448
Green Ponds	503	..	1724	100	30,420	501	35	683
Hamilton	872	96	10,048	1064	153,276	1810	21	1069
Hobart	1079	4	1559	9	2420	..	175	..	1	1537
Huon	595	..	3511	63	3205	..	17	1	..	1847
Kingborough	345	..	1620	20	6627	1470	31	789
Launceston (Selby). 1892	2	6522	50	53,603	6872	185	2725
Longford	2217	..	7089	..	124,854	..	213	2962
New Norfolk	672	..	2100	..	28,482	2477	115	..	2	2148
Oatlands	1092	2	6310	314	165,233	22,750	28	1	..	1488
Portland	459	37	3148	579	14,275	10,205	36	1	..	1128
Port Sorell	2586	..	11,198	29	19,837	1297	72	6644
Richmond	691	..	1688	..	53,451	1000	56	1373
Ross	237	..	2196	70	81,071	1500	6	171
Russell	551	..	2732	164	11,709	400	9	938
Sorell	717	..	2006	62	33,077	2120	138	2973
South Longford....	210	29	3108	774	69,546	52,360
Spring Bay	270	6	1466	216	56,624	10,653	15	949
Westbury	2411	4	9075	59	65,227	1240	99	4823
TOTAL	25,044	223	122,505	4682	1,616,604	167,007	1748	6	5	48,029
	25,267		127,187		1,783,611					

Islands in Bass's Straits—Sheep in January, 1881, 10,654.

No. of Sheepowners who washed their Sheep in warm water..... 54

Ditto who sheared their Sheep in the grease..... 1116

NOTE —It is to be understood that all sheep not washed in warm water, or shorn in the grease, were washed in cold water.

E. C. NOWELL, *Government Statistician.*

LIVE STOCK—continued.

RETURN of Live Stock imported into the Colony, and of all Live Stock slaughtered at the Public Slaughter-houses, during the Year 1880.

PLACE WHERE.	SHEEP AND LAMBS.		HORNED CATTLE AND CALVES.		PIGS.	
	<i>Imported.</i>	<i>Slaughtered.</i>	<i>Imported.</i>	<i>Slaughtered.</i>	<i>Imported.</i>	<i>Slaughtered.</i>
Hobart	7372	57,782	1707	5178	700	4045
Launceston	3821	31,421	1	3141	—	695
TOTAL	11,193	89,203	1708	8319	700	4740

Public Slaughter Houses are established in Hobart and Launceston only. There are none in the Country Districts. There are therefore no means of ascertaining the number of animals slaughtered there.

[Compiled from Returns obtained through the Mayors of Hobart and Launceston, and from the Customs Returns.]

E. C. NOWELL, *Government Statistician.*

LIVE STOCK—NUMBER IN THE COLONY.—DECENNIAL RETURN.

YEAR.	Horses.	Horned Cattle, (including Calves.)	Sheep, (including Lambs.)	Goats.	Mules.	Asses.	Pigs.
1871-2	23,054	101,540	1,305,489	2488	8	6	52,863
1872-3	24,244	104,594	1,395,353	2395	3	4	53,927
1873-4	22,612	106,308	1,490,746	2201	3	3	59,628
1874-5	23,208	110,450	1,714,168	2579	10	13	51,468
1875-6	23,473	118,694	1,719,768	2242	8	13	47,664
1876-7	23,622	124,459	1,755,142	2437	4	11	60,681
1877-8	22,195	126,882	1,818,125	2021	10	12	55,652
1878-9	24,107	126,276	1,838,831	2367	9	8	39,595
1879-80	24,593	129,317	1,835,970	2278	4	11	38,610
1880-1	25,267	127,187	1,783,611	1748	6	5	48,029

Sheep on Islands in Bass's Straits not included in the above :—1873-4, 10,785 ; 1874-5, 10,132 ; 1875-6, 11,955 ; 1876-7, 13,643 ; 1877-8, 13,153 ; in January, 1878, 12,153 ; in January, 1879, 14,156 ; in January, 1880, 11,918 ; in January, 1881, 13,104. The numbers for the years previous to 1873-4 are not known.

E. C. NOWELL, *Government Statistician.*

LIVE STOCK IMPORTED AND SLAUGHTERED AT THE PUBLIC SLAUGHTER-HOUSES.—DECENNIAL RETURN.

YEAR.	SHEEP AND LAMBS.		HORNED CATTLE AND CALVES.		PIGS.	
	Imported.	Slaughtered.	Imported.	Slaughtered.	Imported.	Slaughtered.
1871.....	11,889	75,500	967	7101	..	4146
1872.....	4915	49,427	828	8261	..	4872
1873.....	13,238	60,230	921	8839	..	4657
1874.....	20,834	67,329	784	8230	..	5161
1875.....	19,411	72,089	1173	7783	..	4976
1876.....	12,054	77,648	805	8168	..	5259
1877.....	8385	79,848	904	7940	..	5916
1878.....	10,980	87,497	1347	8039	..	5692
1879.....	13,132	94,171	1476	8084	..	4968
1880.....	11,193	89,203	1708	8319	700	4740

E. C. NOWELL, *Government Statistician.*

PART VII.

LAW, CRIME, &c.

COMMITMENTS.

RETURN showing the Number, Sex, and Civil Condition of all Persons committed for Trial during the Year 1880, and how they have been dealt with, classified according to the Nature of the Offences committed by such Persons.

Month.	Number of Persons committed.	SEX.		CIVIL CONDITION.					HOW DEALT WITH.					OFFENCES.						
		Males.	Females.	Always Free.	Free by Servitude.	Holding Conditional Pardons.	Holding Tickets-of-Leave.	Prisoners under Sentence.	Not disposed of.	Escaped.	Not further prosecuted.	Tried and convicted.	Tried and acquitted.	Accessories and Abettors of Offences.	Offences against the Person.	Malicious Injuries to Property.	Larceny and similar Offences.	Forgery and cognate Offences.	Offences relating to Coin.	All other Offences.
January	10	7	3	10	—	—	—	—	—	—	2	6	2	—	1	—	7	2	—	—
February	10	10	—	10	—	—	—	—	—	—	2	1	7	—	7	1	1	—	—	1
March	15	14	1	11	4	—	—	—	—	—	2	9	4	—	2	1	9	2	—	1
April	10	6	4	7	3	—	—	—	—	—	2	8	—	1	1	1	7	—	—	—
May	10	8	2	7	3	—	—	—	—	—	4	6	—	—	2	3	4	1	—	—
June	12	12	—	8	4	—	—	—	—	—	7	4	1	—	4	—	5	1	2	—
July	10	7	3	6	4	—	—	—	—	—	3	5	2	—	2	—	5	—	1	2
August	3	3	—	3	—	—	—	—	—	—	1	1	1	—	—	—	2	1	—	—
September	13	12	1	8	5	—	—	—	—	—	4	7	2	—	5	1	7	—	—	—
October	12	9	3	7	5	—	—	—	—	—	2	6	4	—	2	—	8	1	—	1
November	11	8	3	6	5	—	—	—	—	—	2	8	1	—	—	—	8	3	—	—
December	13	12	1	8	5	—	—	—	—	—	2	10	1	—	5	1	6	—	—	1
		108	21	91	38	—	—	—	—	—	33	71	25	1	31	8	60	11	3	6
	129	129		129					129					129						

F. STOPS, Clerk to the Attorney-General.

INDICTMENTS AND INFORMATIONS IN THE SUPERIOR COURTS.

RETURN for 1880.

How the Cases ended.	TOTAL.	Murder.	Manslaughter.	Attempt at Murder.	Concealment of Birth.	Abortion.	Rape, & Carnal Knowledge of Girls under 10 years of Age.	Indecent Assaults on Female Persons.*	Unnatural Crimes.	Indecent Assaults on Male Persons.	All other Offences against the Person.	Robbery with Violence.	Other Offences against Property.	Miscellaneous Offences.
Judgment for the Crown.....	73	—	—	—	—	—	—	1	—	—	12	—	42	18
Judgment for the Prisoner	25	1	—	—	—	—	—	5	1	—	4	—	12	2
Prisoner found Insane	—	—	—	—	—	—	—	—	—	—	—	—	—	—
Prisoner remanded	5	—	—	—	—	—	—	—	—	—	—	—	—	5
Cases fell through for want of Prosecution	4	—	—	—	—	—	—	—	—	—	—	—	—	4
TOTAL	107	1	—	—	—	—	—	6	1	—	16	—	54	29

* Including carnal knowledge of girls between 10 and 12 years of age.
NOTE.—Of the above number, 81 were tried for Felonies, and 17 for Misdemeanors.

E. C. NOWELL, Government Statistician.

EXECUTIONS.

Nil.

JNO. ROTHWELL, Deputy Sheriff.

MAGISTERIAL JURISDICTION.—RETURN FOR THE YEAR 1880.
I.—NUMBER OF PERSONS DEALT WITH, AND NATURE OF THEIR OFFENCES.

OFFENCES.	NO. OF PERSONS.								HOW DEALT WITH.									
	Apprehended or brought up on Warrant.		Appeared on Summons.		Cases heard <i>Ex parte</i> .		TOTAL.		Cases with- drawn by Prosecution.		Cases dismissed or otherwise discharged.		Summarily convicted or held to Bail.		Committed for Trial.		Orders for Payment of Money.	
	M.	F.	M.	F.	M.	F.	M.	F.	M.	F.	M.	F.	M.	F.	M.	F.	M.	F.
<i>Offences against the Person.</i>																		
Murder	1	1	1
Attempt at Murder	1	1	1
Shooting at, Poisoning, Wounding with intent to do Bodily Harm	9	5	1	10	5	1	...	3	1	3	3	3	1
Exposing or Abandoning Young Children	1	1	1
Assault, Common	45	7	283	87	3	1	331	95	60	12	84	35	187	48
Assaulting, Resisting, or Obstructing Police	117	1	20	6	137	7	15	2	6	...	114	5	2
Rescuing or attempting to Rescue from Custody	1	...	2	2	3	2	1	3	1
Rape	2	2	2
Rape, Assault with intent to commit.....	6	6	6
Indecent Assault on Males and Females.....	6	6	3	3
Bigamy.....	2	1	2	1	2	1
Concealment of Birth.....	...	4	4	2	...	2
Unnatural Offences	1	1	1
Unnatural Offences, assault with intent to commit	1	1	1
Attempt to commit Suicide.....	2	1	2	1	2	1
Other Offences.....	10	2	29	7	39	9	10	...	8	3	21	6
TOTAL.....	203	22	336	102	3	1	542	125	86	14	107	41	329	65	20	5
<i>Offences against the Person and Property.</i>																		
Robbery (with Violence).....	56	56	4	...	44	...	8
Robbery, Assault with intent to commit	3	3	3
Burglary.....	8	1	8	1	1	...	2	1	4
Housebreaking	13	6	13	6	2	...	2	5	9	1
Other Offences.....	2	...	14	16	6	...	9	...	1
TOTAL.....	82	7	14	96	7	1	...	14	1	56	5	25	1
<i>Offences against Property.</i>																		
Cattle Stealing	10	...	2	1	12	1	5	1	2	...	5
Horse Stealing	2	2	2
Sheep Stealing	7	3	7	3	1	...	6	3
Stealing other Animals.....	1	1	1
Illegally using Horses or Cattle	5	5	5
Having possession of Meat, &c., without being able to account therefor	3	...	3	6	2	...	4
Larceny (undescribed).....	175	29	10	185	29	8	1	53	5	122	23	2
Larceny in a Dwelling.....	94	37	1	2	95	39	5	2	21	7	65	28	4	2

1880.]

MAGISTERIAL JURISDICTION.

175

MAGISTERIAL JURISDICTION—continued.

OFFENCES.	NUMBER OF PERSONS.								HOW DEALT WITH.									
	Apprehended or brought up on Warrant.		Appeared on Summons.		Cases heard <i>Ex parte</i> .		TOTAL.		Cases with- drawn by Prosecution.		Cases dismissed or otherwise discharged.		Summarily convicted or held to Bail.		Committed for Trial.		Orders for Payment of Money.	
	M.	F.	M.	F.	M.	F.	M.	F.	M.	F.	M.	F.	M.	F.	M.	F.	M.	F.
Larceny from the Person.....	54	25	54	25	2	1	8	7	41	15	3	2
Larceny by Servants	4	3	4	3	2	...	1	2	1	1
Larceny as a Bailee	7	1	3	10	1	1	...	1	...	6	...	2	1
Larceny from a Ship or Wreck	6	6	2	...	4
Larceny of things growing on or attached to land.....	5	1	11	16	1	1	...	6	...	9	1
Larceny from Shop or other Building	60	7	60	7	6	1	54	6
Breaking Tree, Fruit or Vegetable, with In- tent to Steal	2	...	2	4	4
Embezzlement	11	11	...	2	8	...	1
Obtaining Money, &c., by false pretences ...	36	6	5	...	1	...	42	6	5	...	11	...	26	6
Receiving Stolen Property	5	3	5	10	3	2	...	6	1	2	2
Illegal Possession or Disposal of Goods	2	1	2	4	1	1	1	3
Being unlawfully on Premises	14	1	1	15	1	1	...	3	...	10	1	1
Arson	6	2	6	2	3	3	2
Feloniously wounding Cattle	3	3	...	1	...	2
Malicious Injury to Property.....	3	...	13	2	16	2	4	...	11	2	1
Wilful Damage to Property, summarily dealt with	26	6	24	11	50	17	13	4	15	3	22	10
Other Offences	4	3	89	1	1	...	94	4	14	1	12	...	67	3	1
TOTAL.....	536	128	180	17	2	...	718	145	56	9	163	26	467	99	32	11
<i>Forgery and Offences against the Currency.</i>																		
Forgery or Uttering Forged Instruments.....	17	1	1	18	1	1	...	5	...	12	1
Uttering, having, or putting off Counterfeit Coin.....	3	3	3
TOTAL.....	20	1	1	21	1	1	...	5	...	15	1
<i>Offences against Good Order.</i>																		
Breach of Municipal Bye-laws	22	16	175	19	3	...	200	35	10	1	15	...	175	34
Breach of Police Act	334	181	428	43	21	1	783	225	33	5	53	7	697	213
Offences with Horses, Cattle, and Vehicles	93	...	1	...	94	...	6	...	1	...	87
Breach of Licensing Act	3	...	51	4	54	4	8	...	4	...	42	4
Drunkenness	1003	518	19	3	1022	521	7	...	32	18	983	503
Obscene, Threatening, Abusive, or Insulting Language or Behaviour in Public	181	118	131	64	1	...	313	182	32	5	39	18	242	159
Indecently Exposing the Person	37	6	3	1	40	7	3	1	37	6
Being an Idle or Disorderly Person	129	70	2	131	70	6	2	19	10	106	58
Keeping a Common Brothel	1	1	1
Vagrancy	48	20	48	20	2	3	6	2	40	15
Nuisances	9	...	2	1	11	1	1	10
Cruelty to Animals	4	...	88	1	92	1	21	1	71
Lunacy	29	7	29	7	3	...	10	2	16	5
Other Offences	5	2	59	4	64	6	6	...	8	...	50	6
TOTAL.....	1804	938	1051	141	26	1	2381	1080	114	16	211	60	2556	1004

<i>Offences relating to Carrying Out Laws.</i>																		
Disobedience of Order of Court or a Summons	7	...	13	2	20	2	4	...	2	...	14	2
Perjury and Subornation of Perjury.....	2	4	2	4	4	2	2	2	2
Escaping from Legal Custody, or being illegally at Large.....	12	12	...	4	...	1	...	7
Breach of Gaols Act.....	1	...	1	2	1	...	1
Breach of Bankruptcy and Debtors Acts.....	3	3	3
Other Offences	3	...	10	1	13	1	4	...	3	...	6	1
TOTAL.....	28	4	26	1	...	2	54	7	12	...	9	...	28	5	5	2
<i>Offences relating to Revenue.</i>																		
Illegally Selling Liquor	2	3	2	3	1	1	1	2
Breach of Customs Act	3	...	4	7	1	...	6
Breach of Carriage Duty Act.....	10	1	5	...	15	1	3	...	7	1	5	...
Non-Registration of Dogs	69	4	3	...	72	4	6	1	2	...	64	3
Non-Payment of Rates and Taxes.....	41	...	895	137	286	33	1232	170	136	3	6	1	29	1051	166
Other Offences	27	2	1	...	28	2	6	22	2
TOTAL.....	44	...	1007	147	295	33	1346	180	149	4	12	2	129	8	1056	166
<i>Offences against Public Welfare.</i>																		
Breach of Fisheries and Game Acts	20	20	...	1	...	1	...	18
Breach of Public Schools Act.....	51	14	16	...	67	14	14	1	7	2	34	11	12	...
Breach of Railway Acts and Bye-laws.....	1	...	5	6	1	...	5
Breach of Acts relating to Neglected and Criminal Children.....	9	7	...	2	9	...	2	9	7
Breach of Impounding Act.....	6	6	...	3	...	1	...	1	1	...
Breach of Merchant Seamen Acts.....	56	...	16	72	...	8	...	21	...	41	2	...
Breach of Masters and Servants Act.....	91	...	217	10	15	...	323	10	61	1	76	5	132	2	54	2
Breach of Deserted Wives and Children's Maintenance Act	15	1	124	1	2	...	141	2	27	...	31	1	56	27	1
Breach of Scab Act	17	17	2	...	15
Other Offences	20	1	230	155	29	2	279	158	92	46	21	1	110	111	56	...
TOTAL.....	192	9	686	182	62	2	940	193	206	50	161	9	421	131	152	3
GRAND TOTAL	2909	1109	3301	590	388	39	6598	1738	624	93	678	139	3991	1317	97	20	1208	169

[Compiled from Returns furnished by the Mayors of Hobart and Launceston, the Wardens of Rural Municipalities, and the Stipendiary Magistrates in Police Districts.]

E. C. NOWELL, *Government Statistician.*

I.—OFFENCES REPORTED, BUT NOT PROSECUTED.

RETURN, for the Year 1880, of Offences reported to the Police, but, from want of Evidence or other Causes, not prosecuted.

<i>Offences against the Person.</i>	<i>Offences against Property.</i>	<i>Other Offences.</i>	<i>Total Number of Offences.</i>
40	390	95	525

[Compiled from Returns furnished by the Mayors of Hobart and Launceston, by Wardens of Rural Municipalities, and by Chief District Constables in Police Districts.]

E. C. NOWELL, *Government Statistician.*

II.—APPREHENSIONS AND SUMMONSES.

TABLE, for the Year 1880, showing the Number of Persons brought before the Magistrates' Courts by Arrest or Warrant, and of Persons summoned, and how their Cases were disposed of in the Magistrates' Courts.*

	NUMBER OF PERSONS			
	<i>Whose Cases were withdrawn by the Prosecution.</i>	<i>Whose Cases were dismissed.</i>	<i>Summarily convicted.</i>	<i>Committed for Trial.</i>
Offences against the Person	100	148	394	25
Offences against Property	65	189	566	43
Other Cases†	549	468	5704	49
Total Number of Persons summoned or apprehended	714	805	6664	117

* Including Cases heard *Ex parte*.

† In this and the following Table persons brought up for Lunacy are not included.

III.—SUMMARY CONVICTIONS.

TABLE, for the Year 1880, showing the Number of Summary Convictions for various Classes of Offences, and the kind of Punishments inflicted.

<i>Punishments.</i>	<i>Total Number of Offences.</i>	<i>Offences against the Person.</i>	<i>Offences against Property.</i>	<i>Other Offences.</i>
Fine.....	2644	274	103	2267
Fine with Imprisonment	2	2
Imprisonment in lieu of fine or surety	1434	66	38	1330
Peremptory Imprisonment	881	24	302	555
Whipping
Imprisonment with Whipping
Bound over with or without sureties ..	61	30	9	22
Orders for the payment of Money ..	1384	..	2	1382
TOTAL.....	6406	394	454	5558
Persons convicted but not punished ..	258	..	112	146
Total Number summarily convicted..	6664	394	566	5704

E. C. NOWELL, *Government Statistician.*

CRIME.—DECENNIAL RETURN.

Years.	Commitments.	Persons dealt with by Superior Courts.								Persons (including Lunatics) dealt with by Magistrates.	
		Number tried.						Convicted.	Executed.	Number dealt with.	Convicted.*
		TOTAL.	Offences against—		Miscellaneous Offences.	Felonies.	Misdemeanors.				
			Person.	Property.							
1871	137	105	29	76	—	84	21	74	—	6576	4207
1872	123	108	25	83	—	95	13	82	—	6321	4137
1873	125	101	40	61	—	81	20	75	—	7308 ^b	4641
1874	120	81	27	54	—	65	16	63	—	6513 ^c	4433
1875	108	78	35	37	6	61	17	49	1	9088 ^d	4438
1876	94	71	26	43	2	44	27	51	—	9207	5567
1877	93	74	20	46	8	67	7	49	1	7619	5082
1878	109	77	25	41	11	60	17	54	1	790	4965
1879	114	96	35	37	24	75	21	67	—	8709 ^e	5556
1880	129	98	24	54	20	73	12	73	—	8336	5308

^a Not including those cases in which Orders were made for the Payment of Money. ^b Increase probably caused by influx of Railway Navvies. ^c Not including 2389 cases arising out of the collection of the Launceston and Western Railway Rate. ^d The increase over previous years is caused by the number of cases (2681) heard at the Mayors' Courts in Hobart and Launceston having been here included for the first time. Cases (247) arising out of the collection of the Launceston and Western Railway Rate not included. ^e Corrected—typographical error.

E. C. NOWELL, Government Statistician.

CRIME.—COMPARATIVE TABLE.

COMPARATIVE Table showing the Number of Offences,^a Apprehensions, Convictions, and Acquittals, for the last Five Years.

	1876.	1877.	1878.	1879.	1880.
I. The Number of Persons reported to the Police :—					
1. Against the person	922	697	769	698	707
2. Against property	1305	1279	1290	1427	1253
3. Others	746 ²	5643	6351	7220 ^b	6901
II. The Number of Persons brought before the Magistrates :—					
1. For offences against the person	900	677	729	672	667
2. For offences against property	921	901	917	1033	863
3. On other grounds	7386	6041	6235	7004	6806
III. The Number of Persons summarily convicted :—					
1. For offences against the person	485	393	411	387	394
2. For offences against property	518	610	598	679	566
3. For other offences	6205	5089	5251	5995	5725
IV. The Number of Persons convicted in the Superior Courts :—					
1. For offences against the person	20	11	20	21 ^c	13
2. For offences against property	30	32	28	26 ^c	42
3. For other offences	1	6	6	20	18
V. The Number of Persons discharged or acquitted :—					
1. In Magistrates' Courts	1903	1425	1528	1538	1534
2. In Superior Courts	20	25	23	29	25

^a Including charges of lunacy and those which resulted in Orders for the Payment of Money. ^b Corrected. ^c Corrected—typographical error.

E. C. NOWELL, Government Statistician.

LITIGATION—SUPREME COURT.

RETURN relative to the Number of Civil Causes tried, &c. before the Supreme Court of Tasmania in its ordinary Jurisdiction, during the Year 1880.

Writs of Summons issued.	Causes entered.		Causes tried.	Amount of Damages laid in Declaration.	Number of Verdicts returned.		Amount awarded by Jury.	Non-suits.	Causes withdrawn, &c.
	For Assessment.	For Trial.			For Plaintiff.	For Defendant.			
403	..	14	11	*	9	1	£ s. d. 1203 6 9	1	3

* Cannot be supplied.

H. J. BUCKLAND, Registrar.

RETURN of Summonses issued, of Causes tried, and of Amount of Claims sued for, and Verdicts obtained in the Supreme Court of Tasmania, in its Small Debts Act Jurisdiction, during the Year 1880.

Number of Summonses issued.	Number of Causes tried.	Number of Verdicts for Plaintiff.	Number of Verdicts for Defendant.	Aggregate Amount of Claims sued for.	Aggregate Amount of Verdicts obtained.	Warrants issued.	Subpœnas.
92	62	57	5	£ s. d. 2008 10 6	£ s. d. 862 8 6	42	—

GEO. BROWNE, Registrar.

LITIGATION—COURTS OF REQUESTS.

RETURN of Summonses issued, of Cases tried, and of Amount of Claims sued for, and Verdicts obtained in Courts of Requests and Courts of General Sessions of the Peace having the Jurisdiction of Courts of Requests, during the Year 1880.

PLACES WHERE COURTS HELD.	NUMBER OF		AMOUNT OF		TOTAL NUMBER OF		Number of Writs of Fi. Fa. issued.*	Number of Judgment Summonses issued.
	Summonses issued.	Cases tried.	Claims sued for.	Verdicts obtained.	Verdicts for Plaintiff.	Verdicts for Defendant and Non-suits.		
			£ s. d.	£ s. d.				
Beaconsfield	72	44	392 19 5	253 9 11	38	6	10	—
Bothwell	15	10	56 2 1	46 15 4	10	—	—	1
Branxholm	43	27	365 4 2	157 2 3	20	7	—	—
Burnie	99	70	421 1 3	315 6 2	67	3	23	3
Campbell Town	32	23	173 10 5	116 1 1	21	2	2	—
Clarence	10	9	25 11 8	24 6 2	8	1	—	—
Deloraine	167	94	1336 3 8	925 7 6	89	5	24	3
Evandale	25	12	292 4 0	136 14 5	11	1	—	—
Fingal	58	30	346 1 1	117 19 11	26	4	8	—
Franklin	144	108	855 15 6	633 9 5	98	10	17	9
George Town	47	24	258 18 1½	162 2 8½	23	1	19	—
Glamorgan	20	12	115 18 2	80 18 1	11	1	6	1
Glenorchy	29	29	126 12 3	114 14 2	22	7	3	—
Gordon	14	11	32 11 11½	29 1 11½	11	—	—	—
Green Ponds	59	43	234 15 2	183 4 3	43	—	4	9
Hamilton	34	24	153 12 1	137 8 7	24	—	—	4
Hobart	1342	1015	6911 18 3	4219 10 1	995	20	292	45
Kingston	11	7	37 16 11½	36 0 3½	5	2	—	—
Launceston	766	387	5724 3 8	2923 4 0	372	15	237	15
Latrobe	124	70	534 14 5	502 11 2	62	8	17	—
Lisle	14	7	90 5 1	48 0 4	7	—	—	3
Longford	86	41	529 15 11	239 0 5	40	1	11	2
New Norfolk	83	58	390 0 5	215 9 10	52	6	10	—
Oatlands	38	22	259 16 8½	146 10 7½	22	—	7	1
Pontville	55	39	349 16 2	136 9 6	34	5	5	—
Port Cygnet	70	49	221 7 4	167 18 1	45	4	8	12
Port Esperance	4	3	12 8 8	8 15 0	3	—	—	1
Richmond	28	26	91 6 5½	86 4 11½	25	1	7	—
Ross	17	13	81 19 10	65 4 1½	12	1	—	—
Scottsdale	18	13	158 9 4	91 17 3	8	5	3	—
Sorell	40	30	218 13 7	137 8 6	25	5	1	—
Stanley	36	36	205 17 2	178 13 2	32	4	4	1
St. Helen's	79	69	488 5 9	402 7 10	54	15	19	—
Torquay	171	113	1373 6 5	696 0 9	101	12	51	3
Triabunna	11	8	111 10 5	50 2 9	6	2	1	—
Westbury	72	53	549 15 10	357 0 1	53	—	8	—
Wynyard	34	23	193 19 1	84 16 9	17	6	6	—
TOTAL	3967	2652	23,722 8 5½	14,227 7 5	2492	160	803	113

* Including Alias Writs.

E. C. NOWELL, Government Statistician.

LITIGATION.—DECENNIAL RETURN.

YEARS.	SUPREME COURT.						COURTS OF REQUESTS, &c.			
	ORDINARY JURISDICTION.		UNDER "SMALL DEBTS ACT."				Summonses issued.	Cases tried.	Amount of Claims sued for.	Amount of Verdicts obtained.
	Writs of Summonses issued.	Civil Causes tried.	Summonses issued.	Causes tried.	Amount of Claims sued for.	Amount of Verdicts obtained.				
					£ s. d.	£ s. d.			£ s. d.	£ s. d.
1871....	361	17	78	52	1042 10 1	807 19 1	3419	1877	17,123 12 10	8289 10 3
1872....	270	14	51	40	966 1 0	443 1 2	3240	1968	16,043 0 1	8300 19 8
1873....	182	19	40	21	708 2 10	376 6 8	2503	1585	12,569 7 0	5940 15 11
1874....	204	20	53	37	1188 4 0	529 3 9	2280	1258	11,699 0 0	5849 0 0
1875....	250	21	72	47	1521 6 0	690 10 3	2244	1330	14,266 12 2½	6845 1 8½
1876....	219	7	84	53	2087 4 0	731 10 4	2261	1304	14,640 0 10½	7794 8 4
1877....	330	11	79	51	2072 0 0	627 0 6	2540	1467	14,761 10 9½	6095 5 7
1878....	335	16	105	80	3171 4 8	1156 7 9	3064	1890	19,303 7 1	10,512 19 9½
1879....	461	8	121	91	3230 19 5	1306 9 1	3426	2042	21,735 15 0	11,859 6 8
1880....	403	11	92	62	2008 10 6	862 8 6	3967	2652	23,722 8 5½	14,227 7 5

E. C. NOWELL, *Government Statistician.*

DIVORCE.

RETURN of the Number of Petitions, Decrees, and Protection Orders during the Year 1880.

NUMBER OF PETITIONS.				NUMBER OF DECREES GRANTED.				PROTECTION ORDERS.
<i>For Dissolution of Marriage.</i>	<i>For Judicial Separation.</i>	<i>For Alimony.</i>	TOTAL.	<i>For Dissolution of Marriage.</i>	<i>For Judicial Separation.</i>	<i>For Alimony.</i>	TOTAL.	
1	—	—	1	4	—	1	5	2

H. J. BUCKLAND, *Registrar.*

PROBATES AND LETTERS OF ADMINISTRATION.

RETURN of the Number of Probates and Letters of Administration granted by the Supreme Court of Tasmania, and the Amount of Property sworn under the same, during the Year 1880.

PROBATES.		LETTERS OF ADMINISTRATION.	
Number.	Property sworn under—	Number.	Property sworn under—
103	£236,598	30	£23,456

H. J. BUCKLAND, *Registrar.*

BANKRUPTCIES.

RETURN of Petitions presented and of Proceedings taken thereupon under "The Bankruptcy Act, 1870," during the Year 1880.

PLACE WHERE.	PETITIONS IN BANKRUPTCY.					PETITIONS FOR LIQUIDATION BY ARRANGEMENT.				
	Petitions presented.	Proceedings taken thereupon.		Assets of Persons adjudicated Bankrupt.	Liabilities of Persons adjudicated Bankrupt.	Petitions presented.	Proceedings taken thereupon.		Assets of Persons who presented Petitions under Sections 112 & 113.	Liabilities of Persons who presented Petitions under Sections 112 & 113.
		Persons adjudicated Bankrupt.	Petitions dismissed.				Liquidation arranged.	Petition not proceeded with.		
Hobart	11	10	1	£ s. d.	£ s. d.	16	16	—	£ s. d.	£ s. d.
Launceston	2	2	—	—	—	33	29	4	15,199 16 7	33,801 2 1
TOTAL	13	12	1	—	—	49	45	4	—	—

A complete Return of the amount of Assets and Liabilities cannot be furnished, because statements of the affairs of the Bankrupts have not been filed in all the cases.

[Compiled from Returns furnished by the Registrars.]

E. C. NOWELL, Government Statistician.

BANKRUPTCIES.—DECENNIAL RETURN.

YEAR.	VOLUNTARY.	COMPULSORY.	
		Number of Petitions presented.	Number of Persons adjudicated Bankrupt.
1871*	16	..	9
1872.....	35	13	12
1873.....	7	7	7
1874.....	25	16	16
1875.....	21	10	9
1876.....	16	8	8
1877.....	28	5	5
1878.....	40	13	11
1879	52	14	14
1880.....	49	13	12

* Under "The Bankruptcy Act," which came into force in this year, the mode of dealing with Insolvents was completely changed. The jurisdiction in regard to them at Hobart is now vested in the Supreme Court, and at Launceston in a Commissioner of Bankruptcy, exercising the powers of the Supreme Court.

E. C. NOWELL, Government Statistician.

MORTGAGES, &c. REGISTERED.

RETURN of the Number and Amount of Mortgages, Memorials, Judgments, and Certificates of Satisfaction registered in the Office of the Registrar of Deeds during the Year 1880.

MORTGAGES.		RELEASES.		MEMORIALS.		JUDGMENTS.		CERTIFICATES OF SATISFACTION.	
No.	Amount.	No.	Amount.	No.	Amount.	No.	Amount.	No.	Amount.
421	£ 246,414	—	—	1315	—	53	£ s. d. 2663 5 0	84	£ s. d. 60,748 0 0

GEO. PATTEN ADAMS, Registrar of Deeds.

MORTGAGES REGISTERED.—DECENNIAL RETURN.

YEAR.	UNDER OLD SYSTEM.		UNDER "REAL PRO- PERTY ACT."		TOTAL.	
	No.	Amount.	No.	Amount.	No.	Amount.
		£		£		£
1871	254	129,836	139	41,487	393	170,823
1872	250	119,537	127	40,553	377	160,090
1873	250	175,531	117	53,880	367	229,411
1874	219	113,781	121	36,393	340	150,174
1875	273	242,574	127	31,233	400	273,807
1876	338	231,985	168	55,994	504	287,979
1877	354	173,992	234	103,057	588	277,049
1878	421	284,245	249	112,994	670	397,239
1879	452	248,052	209	126,355	721	374,407
1880	421	246,414	313	127,148	734	373,562

E. C. NOWELL, *Government Statistician.*

LANDS' TITLES OFFICE.

RETURN of Transactions registered at the Lands' Titles Office during the Year 1880.

DESCRIPTION OF TRANSACTION.	NUMBER.	VALUE.	AREA.					
			Town and Suburbs.			Country.		
		£	A.	R.	P.	A.	R.	P.
Applications for Certificates of Title and Grants.....	117	76,318	187	0	12	8276	3	0
Grants registered under "Real Property Act," No. 2.....	209	16,289	169	0	23	14,196	0	23
Transfers.....	329	75,888	380	0	36	16,158	3	17
Mortgages	313	127,148	491	1	12	50,359	2	0
Mortgages discharged	138	55,220	103	0	36	16,898	2	15
Mortgages transferred	15	6600	2	3	27	2272	3	19
Mortgages partially discharged	12	3170	1	1	36	501	0	0
Leases	16	3256	4	0	24	10,065	3	7
Powers of Attorney	12	—	—	—	—	—	—	—
Writ of <i>Fi. Fa.</i>	1	—	—	—	—	—	—	—
Surrender of Lease	1	—	—	—	—	—	—	—
Transfers by death or bankruptcy	26	—	—	—	—	—	—	—
Applications on death of Registered Proprietor	33	8956	—	—	—	—	—	—
Order of the Supreme Court	1	—	—	—	—	—	—	—
Registration of Estate in Remainder..	1	—	—	—	—	—	—	—
Transfer of Lease	1	—	—	—	—	—	—	—
	1225	372,845	1339	2	6	118,729	2	1

Certificates of Title (in duplicate) prepared and issued in 1880 498

G. PATTEN ADAMS, *Recorder of Titles.*

LANDS' TITLES OFFICE.—DECENNIAL RETURN.

RETURN of Transactions registered at the Lands' Titles Office.

YEAR.	NUMBER.	VALUE.	AREA.	
			Town & Suburbs.	Country.
		£	ACRES.	ACRES.
1871.....	691	214,515	757	106,445
1872.....	710	162,681	869	118,059
1873.....	960	221,764	2013	116,357
1874.....	1050	190,285	1524	133,799
1875.....	942	202,567	2237	117,094
1876.....	1068	235,499	1352	119,996
1877.....	1197	278,609	1991	91,469
1878.....	1276	369,474	2181	143,217
1879.....	1321	426,595	2316	154,822
1880.....	1225	372,845	1339	118,729

E. C. NOWELL, *Government Statistician.*

BILLS OF SALE.

RETURN showing the Number of Bills of Sale and Renewals of Bills of Sale registered during the Year 1880, and the Amount secured, or other stated Consideration.

Bills of Sale.	Renewals.	Amount secured.	Other Consideration.
197	—	£ s. d. 56,211 15 11	Settlement.
5	71	30,653 7 10	
202	71	86,865 3 9	

H. J. BUCKLAND, Registrar.

BILLS OF SALE.—RETURN FOR NINE YEARS.

Year.	Bills of Sale.	Renewals.	Amount secured.
			£
1872.....	139	34	92,680
1873.....	124	27	59,752
1874.....	110	39	46,092
1875.....	145	33	69,868
1876.....	126	47	49,652
1877.....	183	50	81,576
1878.....	204	40	74,774
1879.....	230	67	97,141
1880.....	202	71	86,865

E. C. NOWELL, Government Statistician.

GRANT DEEDS.

RETURN of the Number of Grant Deeds enrolled in the Supreme Court of Tasmania during the Year 1880.

Number of Deeds 260

H. J. BUCKLAND, Registrar.

GRANT DEEDS ENROLLED.—DECENNIAL RETURN.

Year.	Number.	Year.	Number.
1871	260	1876.....	409
1872	325	1877.....	364
1873	559	1878.....	377
1874	650	1879.....	337
1875	419	1880.....	260

E. C. NOWELL, Government Statistician.

INQUESTS.

INQUESTS.

RETURN of the Number of Inquests touching the Cause of Death of any Person held in the Year 1880, and the total Amount of the Costs, including Fees, Allowances, and Expenses.

MUNICIPALITY OR DISTRICT.	NUMBER OF INQUESTS.										FINDING OF THE JURY.																				TOTAL COSTS.			
	Infants 7 Years and under.		Children under 16 Years and above 7 Years.		Adults 16 Years and under 60 Years.		Above 60 Years, Aged and Infirm.		TOTAL.		Murder.		Man- slaughter.		Justifiable Ho- micide.		Suicide or Self Murder.		Accidental Death.		Injuries, Causes un- known.		Found dead.		NATURAL DEATH.									
																									Excessive Drinking.		Disease, aggravated by Neglect		From Want, Cold, Ex- posure, &c.			Other Causes.		
M.	F.	M.	F.	M.	F.	M.	F.	M.	F.	M.	F.	M.	F.	M.	F.	M.	F.	M.	F.	M.	F.	M.	F.	M.	F.	M.	F.	M.	F.	£	s.	d.		
Bothwell.....	-	-	-	-	-	-	2	-	2	-	-	-	-	-	-	-	-	-	-	-	-	2	-	-	-	-	-	-	-	-	-	4	2	0
Brighton.....	-	-	-	-	-	1	-	-	-	1	-	-	-	-	-	-	-	-	1	-	-	-	-	-	-	-	-	-	-	-	-	5	10	0
Campbell Town	-	1	-	-	1	-	-	-	1	1	-	-	-	-	-	-	-	-	1	1	-	-	-	-	-	-	-	-	-	-	-	5	8	0
Clarence.....	-	-	-	-	1	-	1	-	2	-	-	-	-	-	-	-	-	-	-	-	-	1	-	-	-	-	-	1	-	-	8	12	0	
Emu Bay.....	-	-	-	-	-	-	1	-	1	-	-	-	-	-	-	-	-	1	-	-	-	-	-	-	-	-	-	-	-	-	-	0	12	0
Fingal.....	-	-	-	-	3	3	-	-	3	3	-	-	-	-	-	-	-	3	2	-	-	-	-	-	-	-	-	-	-	1	30	5	0	
Franklin.....	-	-	-	-	3	-	1	1	4	1	-	-	-	-	-	-	-	3	1	-	-	-	-	-	-	-	1	-	-	-	11	5	6	
George Town.....	-	-	-	1	1	-	-	-	1	1	-	-	-	-	-	-	-	1	1	-	-	-	-	-	-	-	-	-	-	-	-	3	3	0
Glamorgan.....	-	-	-	-	3	-	1	-	4	-	-	-	-	-	-	-	-	3	-	-	-	1	-	-	-	-	-	-	-	-	-	5	4	0
Glenorchy.....	2	-	-	-	-	-	-	-	2	-	-	-	-	-	-	-	-	-	-	-	-	1	-	-	-	-	-	-	1	-	-	5	0	6
Green Ponds.....	-	-	-	-	1	-	1	-	2	-	-	-	-	-	-	1	-	-	-	-	-	1	-	-	-	-	-	-	-	-	-	4	16	0
Hamilton.....	-	1	-	-	-	2	1	-	1	3	-	-	-	-	-	1	-	-	-	-	-	-	-	-	-	-	-	-	-	3	14	19	0	
Hobart.....	-	-	-	-	1	3	2	-	3	3	-	-	-	-	-	-	-	2	1	-	-	1	2	-	-	-	-	-	-	-	-	5	4	0
Hobart (City).....	-	-	-	1	8	-	4	-	12	1	-	-	-	-	-	1	-	3	1	-	-	-	-	-	-	-	-	8	-	36	13	0		
Kingborough.....	-	1	-	-	2	-	-	-	2	1	-	-	-	-	-	-	-	-	1	-	-	-	-	-	-	-	-	2	-	4	3	0		
Launceston.....	2	-	1	-	3	4	4	-	10	4	-	-	-	-	-	1	4	4	-	-	-	2	-	-	-	-	-	6	1	16	13	0		
Longford.....	-	2	-	-	-	2	4	-	4	4	-	-	-	-	-	-	4	4	-	-	-	-	-	-	-	-	-	-	-	-	26	11	0	
New Norfolk.....	-	-	-	-	2	2	4	-	6	2	-	-	-	-	-	-	4	1	-	-	-	2	1	-	-	-	-	-	-	-	28	12	0	
Oatlands.....	-	1	-	-	2	1	1	-	3	2	-	-	-	-	-	-	2	-	-	-	-	1	-	-	-	-	-	-	2	16	17	0		
Portland.....	-	1	-	-	7	2	1	-	8	3	1	-	-	-	-	-	6	3	-	-	-	1	-	-	-	-	-	-	-	-	14	4	0	
Port Sorell.....	-	-	-	-	-	-	1	1	1	1	-	-	-	-	-	1	-	-	-	-	-	-	-	-	-	-	-	-	-	-	2	0	0	
Richmond.....	-	-	-	-	-	-	6	-	6	-	-	-	-	-	1	-	-	-	-	-	3	-	-	-	-	-	-	2	-	22	10	6		
Selby.....	-	-	-	-	1	-	-	-	1	-	-	-	-	-	-	-	1	-	-	-	-	-	-	-	-	-	-	-	-	-	2	19	0	
Sorell.....	-	1	-	-	-	-	-	-	-	1	-	-	-	-	-	-	-	-	-	-	-	-	-	-	-	-	-	-	1	2	3	0		
Spring Bay.....	-	-	-	-	-	2	1	-	1	2	-	-	-	-	-	-	-	1	-	-	-	1	-	-	-	-	-	-	1	11	11	0		
Westbury.....	-	1	-	-	-	-	-	-	-	1	-	-	-	-	-	-	-	1	-	-	-	-	-	-	-	-	-	-	-	-	5	14	0	
TOTALS	4	9	1	2	39	22	36	2	80	35	1	-	-	-	-	4	2	39	19	-	-	15	5	-	-	-	-	1	-	20	9	294	11	0

JOHN SWAN, *Inspector of Police.*

INQUESTS.—*DECENNIAL RETURN.*

YEAR.	TOTAL NO.	CAUSES OF DEATH.					
		<i>Intemperance.</i>	<i>Murder, Man- slaughter, &c.</i>	<i>Suicide.</i>	<i>Accident.</i>	<i>Want, cold, exposure, neglect, &c.</i>	<i>Other or unspecified causes.</i>
1871.....	162	1	7	6	72	1	75
1872.....	139	4	6	6	53	3	67
1873.....	156	1	3	7	66	4	75
1874.....	138	3	2	5	53	2	73
1875.....	154	2	3	7	68	5	69
1876.....	126	6	1	4	52	1	62
1877.....	157	7	5	10	56	6	73
1878.....	142	2	3	5	62	2	68
1879.....	118	4	5	3	44	1	61
1880.....	115	—	1	6	58	1	49

E. C. NOWELL, *Government Statistician.*

PART VIII.

EDUCATION, RELIGION, &c.

PUBLIC SCHOOLS.

RETURN showing the Number of Scholars and Teachers in the Public Schools under the Board of Education, for the Year 1880.

Electoral District.	No. of Schools.	No. of distinct Scholars on the Rolls during the Year.			Average Number of Scholars on the Rolls during the Year.			Average Daily Attendance.			Teachers and Assistant Teachers.		Pupil Teachers and Paid Monitors.	
		Male.	Female.	Total.	Male.	Female.	Total.	Male.	Female.	Total.	M.	F.	M.	F.
Hobart	6	1165	790	1955	661	444	1105	495	303	798	6	10	8	10
Glenorchy	4	225	143	368	176	112	288	133	81	214	4	3	1	2
Queenborough	1	25	24	49	12	14	26	8	10	18	—	1	—	—
Kingborough	11	252	245	497	199	177	376	137	114	251	7	7	—	—
Franklin	8	243	239	482	195	179	374	156	141	297	7	7	1	1
New Norfolk	3	141	115	256	107	76	183	76	49	125	3	2	—	1
Brighton	11	268	217	485	194	149	343	139	105	244	5	8	1	1
Clarence	6	101	111	212	66	71	137	48	48	96	2	6	—	—
Richmond	4	116	86	202	71	46	117	52	32	84	2	4	—	—
Sorell	10	192	212	404	137	165	302	98	117	215	5	10	—	—
Oatlands	7	169	153	322	169	153	322	113	106	219	5	3	—	—
Cumberland	4	150	154	304	109	108	217	82	78	160	2	6	—	—
Glamorgan	2	49	44	93	38	36	74	29	25	54	1	2	—	—
Launceston	3	730	407	1137	474	249	723	358	182	540	2	7	5	6
Campbell Town	4	148	119	267	104	68	172	79	50	129	3	3	1	1
Deloraine	6	218	182	400	133	123	256	101	91	192	5	6	—	2
East Devon	9	363	303	666	236	189	425	174	134	308	8	8	1	1
West Devon	8	301	258	559	205	161	366	142	102	244	7	4	2	1
Wellington	10	312	246	558	201	159	360	146	117	263	9	6	—	3
Fingal	10	250	277	527	169	202	371	116	137	253	6	7	—	—
George Town	3	105	105	210	69	74	143	50	51	101	3	2	—	1
Morven	6	234	175	409	175	129	304	124	82	206	4	5	—	2
Norfolk Plains	3	205	130	335	135	88	223	95	64	159	3	3	1	1
Ringwood	5	148	97	245	100	63	163	73	45	118	2	5	—	1
Selby	9	242	177	419	177	131	308	132	96	228	6	6	1	—
Westbury	17	519	387	906	367	295	662	269	209	478	12	12	1	2
Furneaux Group	1	10	9	19	6	6	12	4	4	8	1	1	—	—
TOTAL	171	6881	5405	12,286	4685	3667	8352	3429	2573	6002	120	144	23	36

RETURN showing the Expenditure on account of Public Schools under the Board of Education, for the Year 1880.

Electoral District.	Aid granted during the Year ended 31st December, 1880.							School Fees.	Average amount of Government Aid per annum for each Scholar in daily attendance.
	Amount paid to Teachers of all Classes in Salaries & Allowances.	Rent of School Buildings.	Repairs, &c. of School Buildings.	School Furniture and Fittings.	School Books, Maps, and Requisites.	Miscellaneous.	TOTAL.		
Hobart	£ s. d. 1709 16 8	£ s. d. 10 0 0	£ s. d. 85 6 7	£ s. d. 17 2 6	£ s. d. 20 8 9	£ s. d. 22 14 6	£ s. d. 1865 9 0	£ s. d. 794 4 10	£ s. d. 2 6 9
Glenorchy	475 19 0	—	2 0 0	—	4 18 1	17 2 3	499 19 4	217 14 5	2 6 8½
Queenborough	61 14 6	—	30 5 0	—	0 16 0	—	92 15 6	19 2 11	5 3 1
Kingborough	692 2 8	—	39 1 4	7 7 6	5 13 4	—	744 4 10	218 0 3	2 19 3½
Franklin	757 3 2	13 6 8	10 16 0	1 10 0	7 11 3	3 11 3	793 18 4	360 9 7	2 13 5½
New Norfolk	271 7 9	—	—	—	3 12 0	—	274 19 9	104 15 7	2 4 0
Brighton	700 0 10	41 0 0	17 13 10	—	5 19 6	13 19 0	778 13 2	336 4 8	3 3 10
Clarence	314 14 3	11 6 8	—	1 12 0	5 9 9	3 6 6	336 9 2	112 4 4	3 10 1½
Richmond	290 8 10	6 0 0	25 3 4	—	1 17 10	—	323 10 0	61 7 0	3 17 0½
Sorell	693 3 1	—	14 19 8	1 8 0	4 18 4	1 17 6	716 6 7	175 0 7	3 6 7½
Oatlands	490 10 4	4 6 8	2 1 4	—	3 11 4	—	500 9 8	117 0 6	2 5 8½
Cumberland	360 17 3	—	26 14 0	7 4 0	3 13 6	—	398 8 9	163 12 8	2 9 9½
Glamorgan	133 7 0	7 10 0	—	—	0 19 7	—	141 16 7	56 4 4	2 12 6½
Launceston	807 6 9	26 13 4	—	—	4 12 9	2 0 0	840 12 10	655 13 9	1 11 1½
Campbell Town	324 14 9	—	—	11 6 6	3 1 0	—	339 2 3	171 9 5	2 12 7
Deloraine	575 8 9	1 13 4	20 0 0	2 12 0	6 11 2	2 0 0	608 5 3	173 8 0	3 3 4½
East Devon	742 15 10	—	55 13 10	28 6 6	14 13 1	8 11 9	850 1 0	265 8 5	2 15 2½
West Devon	539 17 11	—	52 6 0	7 10 0	7 9 6	4 13 0	641 16 5	247 3 10	2 12 7½
Wellington	723 0 3	6 13 4	9 4 8	25 6 6	14 5 0	18 4 5	796 14 2	318 1 0	3 0 7
Fingal	554 7 6	11 0 0	62 2 5	11 5 6	4 8 8	0 15 9	643 19 10	289 16 6	2 10 11
George Town	258 17 6	—	73 6 8	—	1 5 3	—	333 9 5	118 0 4	3 6 0½
Morven	528 15 3	46 13 4	15 0 0	1 17 0	8 0 3	—	600 5 10	311 6 0	2 18 3½
Norfolk Plains	420 1 9	—	—	5 8 0	6 8 8	—	431 18 5	156 14 8	2 14 4
Ringwood	317 7 3	—	30 13 8	1 0 6	2 19 6	2 5 6	354 6 5	103 15 7	3 0 0½
Selby	583 12 5	—	53 12 0	0 6 0	4 12 10	—	642 3 3	219 16 0	2 16 4
Westbury	1270 6 9	—	51 3 0	15 18 6	13 7 9	1 5 4	1352 1 4	427 6 1	2 16 6½
Furneaux Group	125 0 0	—	—	—	0 9 0	—	125 9 0	—	15 13 7½
TOTAL	14,752 18 0	186 3 4	677 3 4	147 1 0	161 13 8	102 6 9	16,027 6 1	6254 1 3	2 15 0½

GEO. RICHARDSON, Secretary.

PUBLIC SCHOOLS, NUMBERS.—DECENNIAL RETURN.

Year.	No. of Schools.	No. of Teachers.				No. of distinct Scholars on the Rolls during the Year.			Average No. of Scholars on the Rolls during the Year.			Average Daily Attendance.		
		Teachers and Assistant Teachers.		Pupil Teachers and Paid Monitors.										
		M.	F.	M.	F.	M.	F.	M. & F.	M.	F.	M. & F.	M.	F.	M. & F.
1871.....	130	100	105	14	17	5647	4547	10,194	3795	2991	6786	2946	2241	5187
1872.....	130	105	111	16	15	5564	4415	9979	3873	3065	6938	2946	2278	5224
1873.....	141	105	108	14	18	6057	4746	10,803	3962	3085	7047	3003	2265	5268
1874.....	147	107	116	16	23	6748	5410	12,158	4444	3526	7970	3314	2553	5867
1875.....	154	109	124	11	28	6904	5367	12,271	4558	3587	8145	3254	2449	5703
1876.....	158	108	132	12	30	6691	5540	12,231	4502	3638	8140	3297	2570	5867
1877.....	165	117	142	13	25	6961	5596	12,557	4536	3686	8222	3338	2635	5973
1878.....	164	112	146	15	24	6873	5580	12,453	4582	3715	8297	3376	2636	6032
1879.....	171	116	144	22	28	7075	5577	12,652	4751	3769	8520	3521	2682	6203
1880.....	171	120	144	23	36	6881	5405	12,286	4685	3667	8352	3429	2573	6002

E. C. NOWELL, Government Statistician.

PUBLIC SCHOOLS, EXPENDITURE.—DECENNIAL RETURN.

Year.	Amount expended.			Average Expenditure for each Child in Average Daily Attendance.		
	From Public Sources.*	From Private Sources.	TOTAL.	From Public Sources.	From Private Sources.	TOTAL.
	£	£	£	£ s. d.	£ s. d.	£ s. d.
1871.....	14,280	4057	18,337	2 15 0½	0 15 7½	3 10 8½
1872.....	13,321	3853	17,174	2 10 1½	0 14 9	3 4 10½
1873.....	13,549	4340	17,889	2 11 3¼	0 16 5¾	3 7 9
1874.....	14,240	4933	19,173	2 8 6½	0 16 9¾	3 5 4½
1875.....	15,667	4797	20,464	2 14 11¼	0 16 9¼	3 11 9
1876.....	15,946	5182	21,128	2 14 4¼	0 17 8	3 12 0½
1877.....	17,191	5401	22,592	2 17 6½	0 18 1	3 15 7½
1878.....	17,150	5877	23,027	2 16 10¼	0 19 5¾	3 16 4
1879.....	17,888	6148	24,036	2 17 8	0 19 9¾	3 17 5¾
1880.....	18,011	6254	24,265	3 0 0¼	1 0 10	4 0 10¼

* Including cost of administration and inspection.

E. C. NOWELL, Government Statistician.

TASMANIAN COUNCIL OF EDUCATION.

RETURN of Sums (not including those for Exhibitions) expended by the Tasmanian Council of Education, for the Year 1880.

COST OF ADMINISTRATION.			DEGREE OF ASSOCIATE OF ARTS.				MINOR SCHOLAR- SHIPS.	TASMANIAN SCHOLAR- SHIPS.	GRAND TOTAL.
<i>Secretary's Salary.</i>	<i>Books, Stationery, Printing, and Advertising.</i>	TOTAL.	<i>Examiners' Fees.</i>	<i>Medals and Prizes.</i>	<i>Incidental Expenses.</i>	TOTAL.			
£ s. d.	£ s. d.	£ s. d.	£ s. d.	£ s. d.	£ s. d.	£ s. d.	£ s. d.	£ s. d.	£ s. d.
50 0 0.	12 12 3	62 12 3	115 0 0	100 0 0	25 17 1	240 17 1	120 0 0	1433 6 8	1856 16 0

GEO. RICHARDSON, *Secretary.*

SCHOOL EXHIBITIONS.

RETURN of Exhibitions tenable at Superior Schools, and the Sums expended on account of the same, for the Year 1880.

BY WHOM AWARDED.	TOTAL NUMBER OF EXHIBITIONS.	NUMBER OF EXHIBITIONS AWARDED IN 1880.	AMOUNT EXPENDED.			
			<i>Payments to Exhibitioners.</i>	<i>Boarding Allowances to Country Exhibitioners.</i>	<i>Examiners' Fees.</i>	TOTAL.
			£ s. d.	£ s. d.	£ s. d.	£ s. d.
Council of Education.....	8	2	150 0 0	—	30 0 0	180 0 0
Board of Education—						
Boys	24	6	372 8 9	320 0 0	7 10 0	960 9 3
Girls	13	4	180 10 6	80 0 0		
TOTAL.....	45	12	702 19 3	400 0 0	37 10 0	1140 9 3

GEO. RICHARDSON, *Secretary.*

EDUCATION.

RETURN showing the State of Education of the Population of Tasmania, as ascertained by Census taken on the 7th February, 1870.

	<i>Number of Persons.</i>	<i>Ratio per cent. of Population.</i>
Number of Persons who could read and write	55,939	56.32
Number of Persons who could read only	13,945	14.04
Number of Persons who could not read	29,444	29.64
TOTAL.....	99,328	100.00

[Extracted and calculated from the Returns of the Census.]

E. C. NOWELL, *Government Statistician.*

RELIGION.

RETURN of the Population of Tasmania, classed according to their Religious Persuasions, and of the Number of Buildings used for Public Worship, as ascertained by the Census taken on the 7th February, 1870.

<i>Religion.</i>	<i>Number of Persons.</i>	<i>Ratio per cent. of Total Popula- tion.</i>	<i>Churches, Chapels, and other Buildings used as places for Public Worship.</i>
Church of England.....	53,047	53.41	118
Church of Rome	22,091	22.24	44
Church of Scotland.....	6644	6.69	18
Free Church of Scotland	2420	2.43	7
Independents	3931	3.96	31
Baptists	931	0.94	9
Wesleyan Methodists	7187	7.23	61
Society of Friends	82	0.08	1
Jews	232	0.23	2
Mahommedans or Pagans	4	0.004	
Other Sects	2759	2.78	25
TOTAL.....	99,328	—	316

[Extracted and calculated from the Returns of the Census.]

E. C. NOWELL, *Government Statistician.*

TASMANIAN PUBLIC LIBRARY.

RETURN relating to the Tasmanian Public Library for the Year 1880.

RECEIPTS.				EXPENDITURE.	NUMBER OF BOOKS.				NO. OF VISITORS DURING YEAR.
<i>Balance from 1879.</i>	<i>From Hobart Municipal Council.</i>	<i>Interest, &c.</i>	TOTAL.		<i>In Library at beginning of year.</i>	<i>Added during year.</i>	<i>Sold during year.</i>	<i>In Library at end of year.</i>	
£ s. d.	£ s. d.	£ s. d.	£ s. d.	£ s. d.	Vols.	Vols.		Vols.	
0 4 7	439 8 1	94 16 0	534 8 8	532 18 1*	8208	182	<i>Nil.</i>	8390†	25,721

* Labour valued at £20 is performed by Servants of the Municipal Council.

† Not including Magazines bound.

ALFRED J. TAYLOR, *Librarian and Secretary.*

FRIENDLY SOCIETIES.

ABSTRACT of Returns for the Year 1880, filed in the Offices of the Clerks of the Peace, Hobart and Launceston, relative to Friendly Societies in Tasmania registered under "The Friendly Societies Act."

Name of Society.	Number of Members at end of Year.*	Receipts.	Expenditure.	Capital of Society.
		£ s. d.	£ s. d.	£ s. d.
Independent Order of Odd Fellows, (Manchester Unity.)				
Hobart District - - - -	—	297 12 9	155 17 9	971 2 3
Rose of Tasmania Lodge - - -	118	341 13 11	334 0 1	861 4 1
Loyal Albemarle Lodge - - -	98	321 1 4	345 0 10	198 17 10
Loyal Tasmania's Hope Lodge - -	132	411 16 0	376 16 11	318 2 9
Loyal Richmond Lodge - - -	22	70 19 2	62 8 5	54 1 4
Tasmanian Star District - - -	—	306 19 1½	284 7 10	1406 10 11½
Loyal Southern Star Lodge - - -	261	762 12 6½	584 0 8	2160 14 4½
Loyal Franklin Lodge - - -	79	189 19 11	148 12 1	282 3 0
Loyal Raglan Lodge - - -	140	458 6 10	458 19 0½	235 11 2¾
Loyal Pride of Devonshire Lodge -	112	291 6 7½	258 13 8	343 11 2
Cornwall District - - -	—	786 9 9	341 9 6	4929 18 10
Loyal Cornwall Lodge - - -	149	445 14 10	348 7 11	952 0 4
Pride of the West Lodge, Deloraine -	88	273 13 9	380 17 0	259 16 1
Loyal Clarendon Lodge, Evandale -	86	246 1 5	144 9 5	486 15 8
Loyal Rose of Latrobe Lodge - - -	46	152 3 8	213 1 4	245 13 11
Loyal Don Lodge - - -	59	183 14 0	197 19 7	126 19 11
Loyal Westbury Lodge - - -	32	106 0 6	91 9 10	134 15 5½
Loyal Wellington Lodge, Emu Bay -	25	92 13 0	70 6 10	94 13 4
Loyal Beaconsfield Lodge - - -	39	117 13 8	70 5 4	61 16 9
Loyal Midland Star Lodge, Campbell Town	17	56 4 10	38 6 10	56 4 10
Loyal Bischoff Lodge - - -	65	158 12 2	87 9 7	71 2 7
Ancient and Independent Order of Odd Fellows.				
Loyal United Brothers Lodge - - -	74	252 1 1	182 6 0	1614 12 2
Cornwall Lodge - - -	288	1001 2 2	1012 9 2	1870 12 8
Independent Order of Rechabites.				
Southern Cross District - - -	—	178 13 8	78 2 6	983 7 5
Victoria Tent, Hobart - - -	137	376 16 10	295 19 9	1191 8 9
United Brothers Tent, Hobart - -	42	104 0 5	111 16 9	581 7 1
Rising Star Tent, Hobart - - -	56	90 8 5	112 9 11	103 13 9
Heart and Hand Tent, Oatlands - -	32	61 10 7	40 12 1	133 13 5
Guiding Star, Hobart, (Female) -	39	67 0 5	43 9 0	23 11 5
Star of Hope Tent, New Town, (mixed) -	19	42 18 6	26 5 3	45 7 7
Tasmanian District - - -	—	346 19 9	254 12 7	3256 10 10
Star of Tasmania Tent, Launceston -	52	255 7 3	240 15 11½	535 1 3½
Olive Branch Tent, Launceston - -	120	986 15 5½	461 18 4	461 18 4
Star of Westbury Tent, Westbury -	40	101 2 7	146 3 8	63 7 11
Longford Star Tent - - -	22	30 6 4½	45 0 11½	134 2 2½
Star of the West Tent, Deloraine -	37	152 16 10½	89 8 3½	420 17 8
Star of the Forth Tent - - -	46	82 14 9	60 15 10	166 6 11½
Perseverance Tent, Latrobe - - -	40	110 1 2	93 1 5	117 5 6
Ancient and Independent Order of Foresters.				
Court Pride of Tasmania, Hobart - -	88	287 10 2	207 15 6	999 1 7
Protestant Alliance Friendly Society of Australia				
Good Samaritan Lodge, Hobart - -	65	190 5 8	140 7 9	60 14 5
United Ancient Order of Druids - -	53	156 4 4½	103 19 5	228 5 6
St. Joseph's Branch (No. 103) of the Hibernian	95	414 3 0	316 1 5	98 1 7
Catholic Benefit Society of Victoria -	55	172 19 5	109 18 0	241 6 2½
St. John's Friendly Society, Hobart -	456	738 11 9	542 17 0	950 0 0
St. John's Friendly Society, Launceston -	256	422 14 5	340 16 3	531 4 10
St. Patrick's Society, Launceston - -	80	284 18 2	137 0 1	†
Working Men's Club, Westbury - - -	177	302 8 6	219 11 10	962 16 2
TOTAL - - -	3937	13,282 1 6½	10,415 15 1½	30,026 11 11½

* Including Honorary Members.

† Not furnished.

[Compiled from Returns furnished by the Clerks of the Peace at Hobart and Launceston.]

E. C. NOWELL, Government Statistician.

FRIENDLY SOCIETIES.—*DECENNIAL RETURN.*

<i>Year.</i>	<i>No. of Lodges or Districts which filed Returns.</i>	<i>No. of Members.</i>	<i>Receipts.</i>	<i>Expenditure.</i>	<i>Capital.</i>
			<i>£ s. d.</i>	<i>£ s. d.</i>	<i>£ s. d.</i>
1871.....	19	1697	4045 18 6	3078 11 0	13,896 19 1
1872.....	15	1532	3862 14 0	2731 4 2	10,281 6 9
1873.....	16	2179	5039 13 6	3673 9 7	12,501 5 7
1874.....	18	1863	5312 14 5	3875 0 0	12,551 17 1
1875.....	24	1902	6081 17 6	5385 15 9	12,133 6 1
1876.....	27	2149	7118 10 0	6615 19 1	16,513 5 4
1877.....	49	3624	11,353 17 7	9663 6 9	28,081 15 10
1878.....	35	3755	10,190 11 9	8438 19 10	24,642 15 4½
1879.....	44	4107	11,911 14 3½	9996 5 2½	30,848 12 0¾
1880.....	47	3937	13,282 1 6½	10,415 15 1¼	30,026 11 11¼

E. C. NOWELL, *Government Statistician.*

PART IX.

VITAL STATISTICS.

BIRTHS.

RETURN of BIRTHS registered in TASMANIA in the Years 1879 and 1880, distinguishing Males and Females (Registration Districts specified and classed under their respective Electoral Districts); and showing the Increase and Decrease in the several Districts.

ELECTORAL DISTRICTS.	REGISTRATION DISTRICTS.	MALES.		FEMALES.		TOTAL.		Increase.	Decrease.
		1879	1880	1879	1880	1879	1880		
Brighton	Brighton	28	16	34	30	62	46	—	16
	Part of Green Ponds.								
Campbell Town	Campbell Town	39	43	48	47	87	90	3	—
	Clarence	14	15	14	10	28	25	—	3
Clarence	Ralph's Bay	3	1	4	6	7	7	—	—
	Part of Richmond								
	Bothwell	17	15	13	14	30	29	—	1
Cumberland	Hamilton	33	30	30	34	63	64	1	—
	Part of Green Ponds.								
Deloraine	Deloraine	78	59	83	77	161	136	—	25
Part of East Devon									
Part of West Devon									
	Fingal	49	38	55	47	104	85	—	19
Fingal	Portland	13	28	7	25	20	53	33	—
	Part of Ringarooma.								
	Franklin	41	29	27	34	68	63	—	5
Franklin	Esperance	22	24	26	30	48	54	6	—
	George Town	45	66	70	65	115	131	16	—
George Town	Part of Ringarooma.								
Glamorgan	Glamorgan	17	19	17	12	34	31	—	3
Hobart East, South, Central, West, North, Queenborough, and Glenorchy	Hobart	430	463	428	437	858	900	42	—
	Kingston	17	14	19	25	36	39	3	—
Kingborough	Port Cygnet	20	27	20	23	40	50	1	—
	Victoria (Huon)	11	16	8	11	19	27	8	—
	Gordon	12	14	17	14	29	23	—	1
Launceston Central, North, South, and part of Selby..	Launceston	221	258	215	233	436	491	55	—
Morven	Morven	41	41	40	38	81	79	—	2
New Norfolk	New Norfolk	52	54	52	60	104	114	10	—
	Oatlands	61	67	61	53	122	120	—	2
Oatlands	Part of Richmond.								
	Part of Green Ponds.								
Richmond	Richmond	36	52	36	45	72	97	25	—
Ringwood and Norfolk Plains ..	Longford	76	60	85	82	161	142	—	19
	Sorell	34	45	33	42	67	87	20	—
Sorell	Spring Bay	10	21	15	10	25	31	6	—
	Tasman's Peninsula	3	2	4	1	7	3	—	4
Wellington	Emu Bay	38	55	44	57	82	112	30	—
	Horton	28	31	37	29	65	60	—	5
	Part of Port Sorell.								
East Devon	Part of Deloraine.								
	Part of Port Sorell.								
West Devon	Part of Deloraine.								
	Ulverstone	37	46	29	40	66	86	20	—
Part of East Devon	Port Sorell	122	112	98	109	220	221	1	—
Part of West Devon									
Westbury	Westbury	84	75	70	64	154	139	—	15
Part of Oatlands									
Part of Cumberland	Green Ponds	16	22	19	21	35	43	8	—
Part of Brighton									
Part of Selby	Ringarooma	26	26	23	30	49	56	7	—
Part of George Town									
	TOTALS	1774	1884	1790	1855	3564	3739	295	120
Deduct Decrease								120	
Total Increase								175	

H. J. BUCKLAND, Registrar of Births, Deaths, and Marriages for Tasmania.

DEATHS.

RETURN of Deaths registered in Tasmania in the Years 1879 and 1880, distributed in Quarters; Registration Districts specified and classed under their respective Electoral Districts, and showing the Increase and Decrease in the several Districts.

ELECTORAL DISTRICTS.	REGISTRATION DISTRICTS.	1ST QUARTER.		2ND QUARTER.		3RD QUARTER.		4TH QUARTER.		TOTALS.		Increase.	Decrease.
		1879	1880	1879	1880	1879	1880	1879	1880	1879	1880		
Brighton	Brighton	3	4	4	1	5	2	3	3	15	10	—	5
Campbell Town ...	Part of Green Ponds.	8	19	11	13	9	10	6	11	34	53	19	—
	Campbell Town.....	2	6	1	5	6	2	6	3	15	16	1	—
Clarence	Clarence.....	—	1	—	1	—	—	—	—	—	2	2	—
	Ralph's Bay	—	—	—	—	—	—	—	—	—	—	—	—
Cumberland	Part of Richmond.	4	1	3	1	4	2	1	6	12	10	—	2
	Bothwell	4	6	3	5	3	4	4	4	14	19	5	—
	Hamilton	—	—	—	—	—	—	—	—	—	—	—	—
Deloraine	Part of Green Ponds.	—	—	—	—	—	—	—	—	—	—	—	—
Part of East Devon	Deloraine	4	16	10	13	10	15	17	9	41	53	12	—
Part of West Devon	Deloraine	—	—	—	—	—	—	—	—	—	—	—	—
Fingal	Fingal	6	5	11	13	8	10	3	4	28	32	4	—
	Portland	—	4	—	9	2	9	3	5	5	27	22	—
Franklin	Part of Ringarooma.	—	—	—	—	—	—	—	—	—	—	—	—
	Franklin	5	7	5	3	4	7	3	4	17	21	4	—
	Esperance	2	4	—	3	3	1	1	—	6	8	2	—
George Town	George Town	12	13	10	10	11	8	8	7	41	38	—	3
	Part of Ringarooma.	—	—	—	—	—	—	—	—	—	—	—	—
Glamorgan	Glamorgan	2	1	2	8	1	3	3	3	8	15	7	—
Hobart East, South, Central, West, North, Queen- borough, and Glenorchy	Hobart	195	185	156	144	173	172	124	145	648	646	—	2
	Kingston	1	4	4	1	4	1	5	3	14	9	—	5
Kingborough	Port Cygnet	6	4	6	3	3	2	4	3	19	12	—	7
	Victoria (Huon)	2	2	—	1	1	1	2	1	5	5	—	—
	Gordon	3	4	2	2	4	5	—	1	9	12	3	—
Launceston Cen- tral, North, South, and part of Selby	Launceston	87	99	88	92	75	77	81	50	331	318	—	13
	Morven	5	14	8	3	6	9	4	4	23	30	7	—
New Norfolk	New Norfolk	13	19	18	13	20	22	12	13	63	67	4	—
	Oatlands.....	12	11	9	5	7	9	6	11	34	36	2	—
Oatlands	Part of Richmond.	—	—	—	—	—	—	—	—	—	—	—	—
Richmond.....	Part of Green Ponds.	—	—	—	—	—	—	—	—	—	—	—	—
Ringwood and Nor- folk Plains	Richmond	5	5	5	8	5	11	11	6	26	30	4	—
	Longford	19	24	16	20	23	16	8	21	66	81	15	—
Sorell	Sorell	6	5	2	11	6	11	7	6	21	33	12	—
	Spring Bay	1	1	3	2	—	3	1	5	5	11	6	—
	Tasman's Peninsula..	—	1	1	—	—	—	—	1	1	2	1	—
Wellington	Emu Bay	5	4	2	12	4	7	6	10	17	33	16	—
	Horton	2	11	7	5	9	3	9	5	27	24	—	3
East Devon	Part of Port Sorell.	—	—	—	—	—	—	—	—	—	—	—	—
	Part of Deloraine.	—	—	—	—	—	—	—	—	—	—	—	—
West Devon.....	Part of Port Sorell.	—	—	—	—	—	—	—	—	—	—	—	—
	Part of Deloraine.	—	—	—	—	—	—	—	—	—	—	—	—
Part of East Devon	Ulverstone	2	5	4	5	8	7	5	7	19	24	5	—
Part of West Devon	Port Sorell.....	7	11	19	41	19	12	14	9	59	73	14	—
Westbury	Westbury	14	11	14	22	7	9	5	11	40	53	13	—
Part of Oatlands ..	Green Ponds.....	1	2	2	3	2	5	2	3	7	13	6	—
Part of Cumberland	Green Ponds.....	—	—	—	—	—	—	—	—	—	—	—	—
Part of Brighton..	Green Ponds.....	—	—	—	—	—	—	—	—	—	—	—	—
Part of Selby	Green Ponds.....	—	—	—	—	—	—	—	—	—	—	—	—
Part of George Town.....	Ringarooma	4	5	5	—	4	5	5	6	18	16	—	2
TOTALS		442	514	431	478	446	460	369	380	1688	1832	186	42
Deduct Decrease												42	
Total Increase												144	

H. J. BUCKLAND, Registrar of Births, Deaths, and Marriages for Tasmania.

DEATHS.

RETURN of Deaths of Males and Females registered in Tasmania in the Year 1880, showing the Ages and Causes of Death.

Classes.	ORDERS, DISEASES, &c.	Under 1 Year.		1 to 2.	2 to 3.	3 to 4.	4 to 5.	5 to 10.	10 to 15.	15 to 20.	20 to 25.	25 to 30.	30 to 35.	35 to 40.	40 to 45.	45 to 50.	50 to 55.	55 to 60.	60 to 65.	65 to 70.	70 to 75.	75 to 80.	80 to 85.	85 to 90.	90 to 95.	95 to 105.	Ages not specified.		TOTAL OF ALL AGES.				
		M.	F.	M.	F.	M.	F.	M.	F.	M.	F.	M.	F.	M.	F.	M.	F.	M.	F.	M.	F.	M.	F.	M.	F.	M.	F.	M.	F.	M.	F.		
I.—ZYMOTIC DISEASES.	ORDER 1.— <i>Miasmatic Diseases.</i>																																
	Scarlatina	1	1	...				
	Diphtheria	2	1	7	1	4	5	2	8	6	2	13	11	6	11	4	3	44	46					
	Quinsy	1	...	1	...	1	...	1	2	2					
	Croup	2	1	1	1	...	2	1	...	1	2	2	6	7						
	Whooping-cough	16	19	6	5	2	1	2	2	...	1	27	27						
	Typhus and Infantile Fever, Typhoid, &c.	1	...	2	...	1	2	3	6	2	2	4	2	...	1	1	14	15						
	Erysipelas	...	1	1	1	1	1	4	1						
	Carbuncle, Boil	1	1	...				
	Influenza, Coryza, Catarrh, &c.	4	2	1	1	5	3					
	Dysentery	6	5	1	...	1	1	1	...	1	...	1	1	11	7					
	Diarrhœa	30	27	8	2	1	...	1	1	...	1	3	2	1	2	2	...	1	1	2	2	49	39		
	Cholera	2	1	1	3	1					
	Ague	1	1	...					
	Rheumatism	1	...	1	2	1	...	1	1	...	1	1	...	2	1	1	9	6					
	Other Zymotic Diseases	1	1	1	...	1	1	3	2					
	Total Order 1	62	56	24	9	9	8	7	11	7	3	19	14	9	15	10	8	3	4	...	3	1	3	4	1	2	4	2	2	1	3	3	157
	ORDER 2.— <i>Enthetic Diseases.</i>																																
	Syphilis	1	1	1	2	1				
	Gonorrhœa, Stricture of the Urethra	1	...	1	1	3	...				
	Glanders	1	1	...				
	Total Order 2	1	1	2	1	1	1	6	1				
	ORDER 3.— <i>Dietic Diseases.</i>																																
	Privation	1	...	1	3	...				
	Want of Breast-milk	1	3	1	3				
	Purpura and Scurvy	1	1	1	1				
	Alcoholism { Delirium Tremens	1	...	1	1	...				
	Alcoholism { Intemperance	1	1	...	1	2	1				
	Total Order 3	1	3	1	1	...	2	...	1	...	1	8	5				
	ORDER 4.— <i>Parasitic Diseases.</i>																																
	Thrush	2	1	2	1				
	Worms, &c.	1	1	...	1	2	1				
	Hydatid	1	1	...				
	Total Order 4	2	1	1	1	...	1	1	5	2				
	TOTAL CLASS I.	66	60	24	9	9	9	8	11	7	3	20	14	9	15	10	8	3	4	...	3	2	4	4	1	3	4	5	2	2	1	3	165

[illegible]

DEATHS.—

RETURN of DEATHS registered in TASMANIA in the Years 1879 and 1880, distributed according to Ages classed with their respective

ELECTORAL DISTRICTS.	REGISTRATION DISTRICTS.	Under 1 Year.		1 to 2.		2 to 3.		3 to 4.		4 to 5.		5 to 10.		10 to 15.		15 to 20.		20 to 25.		25 to 30.		30 to 35.	
		1879		1880		1879		1880		1879		1880		1879		1880		1879		1880		1879	
		1879	1880	1879	1880	1879	1880	1879	1880	1879	1880	1879	1880	1879	1880	1879	1880	1879	1880	1879	1880	1879	1880
Brighton	Brighton	4	1	0	3	0	0	0	0	0	0	0	0	0	1	0	0	0	0	1	1	0	1
	Part of Green Ponds.																						
Campbell Town	Campbell Town	10	16	0	3	0	0	0	2	0	0	2	2	0	1	1	0	2	2	0	1	1	1
Clarence	Clarence	3	2	2	0	1	2	0	0	1	0	2	1	2	1	0	0	0	1	0	2	0	2
	Ralph's Bay	0	0	0	0	0	0	0	0	0	0	0	0	0	0	0	0	0	0	0	1	0	0
	Part of Richmond.																						
Cumberland	Bothwell	2	1	1	1	0	0	0	0	0	0	0	0	0	1	0	0	0	0	0	0	0	0
	Hamilton	1	5	1	1	0	0	0	1	0	0	2	1	0	1	0	0	4	0	0	0	0	0
	Part of Green Ponds.																						
Deloraine	Deloraine	9	17	1	3	2	1	0	0	0	0	2	3	1	1	1	3	1	3	0	1	0	1
Part of East Devon																							
Part of West Devon																							
Fingal	Fingal	6	5	1	2	2	0	0	0	2	1	1	3	0	0	0	0	1	0	0	3	0	0
	Portland	2	7	0	1	0	0	1	3	0	1	0	2	0	3	0	0	0	0	0	1	2	1
	Part of Ringarooma.																						
Franklin	Franklin	5	8	0	1	0	1	1	0	0	0	0	1	0	0	1	1	1	1	0	0	0	2
	Esperance	0	3	1	1	0	0	0	0	0	0	0	0	0	0	0	0	0	0	1	0	0	1
George Town	George Town	15	15	2	2	3	0	0	1	1	1	1	1	1	2	2	2	0	1	2	1	1	0
	Part of Ringarooma.																						
Glamorgan	Glamorgan	1	2	0	0	1	0	0	0	0	0	0	0	0	0	0	1	0	3	0	0	0	1
Hobart East, South, Central, West, North, Queenborough, and Glenorchy..	Hobart	129	121	19	19	7	14	5	5	11	0	14	15	8	8	23	20	22	20	17	13	10	17
Kingborough	Kingston	3	1	1	0	0	0	0	0	0	0	0	1	0	0	0	1	0	1	0	0	0	1
	Port Cygnet	2	2	1	2	0	0	1	0	0	0	2	0	0	0	0	0	0	0	0	0	1	1
	Victoria, (Huon)	1	0	0	0	1	1	0	0	0	0	0	0	0	1	0	0	1	1	1	0	0	1
	Gordon	0	8	0	0	0	0	0	1	0	0	2	0	1	0	0	0	0	0	0	0	1	0
Launceston Central, North, South, and part of Selby	Launceston	72	75	19	16	8	6	3	4	6	1	9	9	6	8	10	9	12	15	5	9	7	7
Morven	Morven	8	6	0	4	0	0	2	0	0	0	0	0	0	1	1	1	0	2	1	0	1	1
New Norfolk	New Norfolk	5	16	5	0	0	0	0	0	1	0	0	1	0	1	1	3	2	2	1	3	2	2
Oatlands	Oatlands	11	10	0	4	1	1	0	1	1	0	2	1	2	2	1	2	1	0	0	1	0	0
	Part of Richmond.																						
	Part of Green Ponds.																						
Richmond	Richmond	6	6	1	0	0	0	0	0	0	0	0	0	1	1	2	1	0	2	1	1	1	2
Ringwood & Nor- folk Plains	Longford	26	17	2	7	1	2	0	3	0	2	0	4	1	3	5	3	3	4	3	2	2	1
Sorell	Sorell	6	13	0	2	0	1	0	0	0	0	1	4	0	2	2	1	0	1	0	1	0	1
	Spring Bay	2	3	0	0	0	0	0	0	0	0	1	0	0	0	1	2	0	1	0	0	0	0
	Tasman's Peninsula ..	1	1	0	0	0	0	0	0	0	0	0	0	0	0	0	0	1	0	0	0	0	0
Wellington	Emu Bay	3	18	2	2	0	1	0	1	0	0	0	1	1	2	1	0	0	1	0	0	1	0
	Horton	3	4	2	0	0	0	1	2	2	0	5	0	4	2	0	2	0	0	0	1	1	0
East Devon	Part of Port Sorell. Part of Deloraine.																						
West Devon	Part of Port Sorell. Part of Deloraine.																						
	Ulverstone	4	3	0	2	0	1	2	0	0	0	0	0	1	0	1	5	0	3	0	3	0	1
Part of East Devon																							
Part of West Devon																							
Westbury	Port Sorell	28	17	0	5	1	2	0	4	1	4	6	8	3	3	1	4	3	5	4	0	1	1
	Westbury	12	11	2	4	1	4	1	3	1	0	2	3	2	3	1	1	2	2	1	2	0	1
Part of Oatlands . Part of Cumber- land	Green Ponds	0	3	0	0	0	1	0	0	0	0	0	1	0	0	0	0	4	0	0	0	0	0
Part of Brighton . Part of Selby .. Part of George Town	Ringarooma	4	3	1	0	0	0	1	0	0	0	1	0	0	0	0	0	1	1	2	0	2	3
	General Totals	384	420	64	85	29	38	18	31	27	16	56	62	34	48	55	62	60	73	40	47	34	50

continued.

(including those who have died without the Limits of the Colony). Registration Districts specified and Electoral Districts.

35 to 40.		40 to 45.		45 to 50.		50 to 55.		55 to 60.		60 to 65.		65 to 70.		70 to 75.		75 to 80.		80 to 85.		85 to 90.		90 to 95.		95 to 100.		100 to 105.		105 and Upwards.		Ages not specified.		TOTAL OF ALL AGES.	
1879	1880	1879	1880	1879	1880	1879	1880	1879	1880	1879	1880	1879	1880	1879	1880	1879	1880	1879	1880	1879	1880	1879	1880	1879	1880	1879	1880	1879	1880	1879	1880	1879	1880
0	0	0	0	0	0	0	0	3	0	2	1	0	0	1	1	3	0	1	0	0	0	1	0	0	0	0	0	0	0	0	0	15	10
1	2	1	0	0	2	2	3	0	2	3	4	2	2	2	3	4	0	3	6	0	0	1	0	0	0	0	0	0	0	0	34	53	
0	1	0	0	0	1	0	2	0	0	1	0	0	0	1	0	0	0	2	1	0	0	0	0	0	0	0	0	0	0	0	15	16	
0	0	0	0	0	0	0	0	0	0	0	0	0	0	0	0	0	0	0	0	0	0	0	0	0	0	0	0	0	0	0	0	2	
0	0	0	1	0	0	1	1	0	1	1	1	1	2	1	1	2	0	1	0	2	0	0	0	0	0	0	0	0	0	0	12	10	
1	1	1	0	0	2	0	2	1	0	1	1	1	0	1	4	0	0	0	0	0	0	0	0	0	0	0	0	0	0	0	14	19	
1	1	3	1	0	1	1	1	1	1	3	0	5	5	4	6	4	2	2	1	0	0	0	1	0	0	0	0	0	0	0	41	53	
0	1	0	2	0	0	1	1	1	2	5	3	2	1	4	5	1	3	0	0	1	0	0	0	0	0	0	0	0	0	0	28	32	
0	0	0	2	0	1	0	3	0	0	0	1	0	0	0	1	0	0	0	0	0	0	0	0	0	0	0	0	0	0	0	5	27	
0	2	0	1	1	0	0	0	0	0	0	1	4	1	1	0	2	0	0	0	1	1	0	0	0	0	0	0	0	0	0	17	21	
0	1	1	0	0	1	0	0	2	0	1	0	0	0	0	1	0	0	0	0	0	0	0	0	0	0	0	0	0	0	0	6	8	
2	1	0	1	1	0	1	3	1	0	2	1	2	4	2	0	1	1	1	0	0	0	0	0	1	0	0	0	0	0	0	41	38	
0	1	0	0	0	0	0	0	2	0	2	0	0	2	1	2	0	0	0	0	0	0	1	0	0	0	0	0	0	0	3	8	15	
10	14	12	16	23	21	24	23	36	27	57	58	51	57	50	62	65	53	33	39	15	11	5	3	1	3	0	1	0	0	1	0	648	646
0	1	1	0	0	1	1	1	1	1	2	0	1	0	2	0	1	0	0	0	1	0	0	0	0	0	0	0	0	0	0	14	9	
1	0	0	0	1	0	0	0	1	0	1	0	2	3	2	2	2	1	0	1	0	0	0	0	2	0	0	0	0	0	0	19	12	
0	0	0	0	0	0	0	0	0	0	0	0	0	0	0	1	1	0	0	0	0	0	0	0	0	0	0	0	0	0	0	5	5	
0	1	0	0	0	0	0	0	1	0	1	0	0	1	0	0	1	0	1	1	1	1	0	0	0	0	0	0	0	0	0	9	12	
1	10	9	12	10	3	16	14	15	19	17	22	27	19	26	22	26	20	20	12	2	2	2	3	3	1	0	0	0	0	0	331	318	
0	0	0	0	0	2	0	1	4	2	1	3	3	2	0	3	0	1	1	1	1	0	0	0	0	0	0	0	0	0	0	23	30	
3	5	2	3	4	5	3	0	6	5	8	4	4	3	4	4	6	4	5	5	0	0	1	1	0	0	0	0	0	0	0	63	67	
1	0	0	0	4	1	1	5	2	1	1	2	1	0	3	1	2	2	0	0	0	2	0	0	0	0	0	0	0	0	0	34	36	
1	1	2	1	0	0	0	3	2	3	2	0	1	4	2	2	1	1	3	1	0	0	1	0	0	0	0	0	0	0	0	26	30	
5	2	1	2	0	3	2	3	2	3	5	3	2	2	3	6	0	4	1	4	0	1	2	0	0	0	0	0	0	0	0	66	81	
1	0	0	2	1	0	0	0	1	0	1	1	2	1	2	0	2	2	2	0	0	1	0	0	0	0	0	0	0	0	0	21	33	
0	0	0	0	0	0	0	1	0	0	0	1	1	0	0	1	1	1	0	1	0	0	0	0	0	0	0	0	0	0	0	5	11	
0	0	0	0	0	0	0	0	0	0	0	0	0	0	0	0	0	0	0	0	0	0	0	0	0	0	0	0	0	0	0	1	2	
1	1	0	0	0	1	2	0	1	0	1	1	3	2	0	0	1	0	0	2	0	0	0	0	0	0	0	0	0	0	0	17	33	
1	0	3	2	1	1	0	0	0	1	1	0	2	4	1	3	0	0	0	1	0	1	0	0	0	0	0	0	0	0	0	27	24	
0	0	1	1	3	0	0	0	1	1	2	0	2	1	2	2	0	0	0	0	0	1	0	0	0	0	0	0	0	0	0	19	24	
3	2	1	4	1	1	2	2	0	2	2	1	0	2	2	3	0	1	0	1	0	0	0	0	0	0	0	0	0	0	1	59	73	
1	0	0	1	2	2	0	2	1	2	4	1	2	2	1	3	1	5	2	1	0	0	0	0	0	0	0	0	0	0	0	40	53	
0	0	0	0	0	0	0	2	0	0	1	0	1	0	1	1	0	3	0	2	0	0	0	0	0	0	0	0	0	0	0	7	13	
0	1	1	0	1	1	0	4	0	0	1	0	2	0	1	1	0	2	0	0	0	0	0	0	0	0	0	0	0	0	0	18	16	
34	49	39	52	53	50	57	77	85	73	129	110	123	120	120	142	127	106	78	80	24	20	10	11	7	5	0	1	0	0	1	4	1688	1832

DEATHS.

RETURN showing the Number of Deaths registered during the Years 1879 and 1880, distinguishing Age and Sex.

AGE.	MALES.		FEMALES.		TOTAL.	
	1879.	1880.	1879.	1880.	1879.	1880.
Under 1 year of age	205	223	179	197	384	420
Under 2 years of age	33	49	31	36	64	85
Under 3 years of age	13	23	16	15	29	38
Under 4 years of age	11	13	7	18	18	31
Under 5 years of age	11	8	16	8	27	16
Under 10 years of age.....	30	31	26	31	56	62
10 and under 20	41	55	48	55	89	110
20 and under 30	52	61	48	59	100	120
30 and under 40	29	40	39	59	68	99
40 and under 50	50	46	42	56	92	102
50 and under 60	92	88	50	62	142	150
60 and under 70	169	163	83	67	252	230
70 and under 80	182	183	65	65	247	248
80 and under 90	67	58	35	42	102	100
90 and under 100	12	12	5	4	17	16
100 and upwards	—	1	—	—	—	1
Age not known.....	1	4	—	—	1	4
	998	1058	690	774	1688	1832

H. J. BUCKLAND, Registrar of Births, Deaths, and Marriages for Tasmania.

MARRIAGES.

RETURN showing the Distribution of Marriages among the several Religious Denominations in the Years 1879 and 1880.

RELIGIOUS DENOMINATION.	1879.	1880.	INCREASE.	DECREASE.
Church of England	268	250	—	18
Church of Scotland	49	53	4	—
Free Church of Scotland	62	57	—	5
Church of Rome	119	125	6	—
Wesleyans	108	146	38	—
Independents	163	147	—	16
Baptists	14	27	13	—
Jews	—	—	—	—
Primitive Methodist Church.....	17	32	15	—
Quakers	—	1	1	—
Christians	1	1	—	—
By Deputy Registrars	3	1	—	2
	804	840	77	41
Deduct Decrease			41	
Total Increase			36	

H. J. BUCKLAND, Registrar of Births, Deaths, and Marriages for Tasmania.

MARRIAGES.

RETURN showing the Number of Marriages registered in Tasmania in the Years 1879 and 1880. Registration Districts specified and classed under their respective Electoral Districts.

ELECTORAL DISTRICTS.	REGISTRATION DISTRICTS.	1879.	1880.	Increase.	Decrease.
Brighton.....	Brighton	16	7	...	9
Campbell Town.....	Part of Green Ponds
	Campbell Town.....	17	21	4	...
Clarence	Clarence	5	8	3	...
	Ralph's Bay
	Part of Richmond
Cumberland	Bothwell	10	2	...	8
	Hamilton	11	14	3	...
	Part of Green Ponds
Deloraine	Deloraine	37	30	...	7
Part of East Devon					
Part of West Devon.....					
	Fingal	22	10	...	12
Fingal	Portland	5	6	1	...
	Part of Ringarooma
Franklin.....	Franklin	8	16	8	...
	Esperance	5	6	1	...
George Town.....	George Town	16	16
	Part of Ringarooma
Glamorgan.....	Glamorgan	9	12	3	...
Hobart, East, South, Central, West, North, Queenborough and Glenorchy	Hobart	238	251	13	...
	Kingston	4	9	5	...
Kingborough	Port Cygnet.....	10	7	...	3
	Victoria (Huon)	9	5	...	4
	Gordon	1	3	2	...
Launceston, Central, North, South, and part of Selby	Launceston.....	140	171	31	...
Morven	Morven	13	11	...	2
New Norfolk	New Norfolk	16	19	3	...
	Oatlands	21	18	...	3
Oatlands	Part of Richmond
	Part of Green Ponds
Richmond.....	Richmond	17	14	...	3
Ringwood and Norfolk Plains	Longford	26	29	3	...
	Sorell	10	15	5	...
Sorell.....	Spring Bay	6	4	...	2
	Tasman's Peninsula	1	1
Wellington.....	Emu Bay.....	24	22	...	2
	Horton	14	7	...	7
East Devon	Part of Port Sorell.....
	Part of Deloraine
	Part of Port Sorell.....
West Devon	Part of Deloraine
	Ulverstone.....	15	17	2	...
Part of East Devon	Port Sorell	44	57	13	...
Part of West Devon.....	Westbury.....	16	18	2	...
Westbury					
Part of Oatlands.....	Green Ponds.....	8	6	...	2
Part of Cumberland.....					
Part of Brighton.....					
Part of Selby	Ringarooma.....	10	9	...	1
Part of George Town.....					
	TOTAL.....	804	840	102	66
	Deduct Decrease			66	
	Total Increase			36	

H. J. BUCKLAND, Registrar of Births, Deaths, and Marriages for Tasmania.

BIRTHS.—DECENNIAL RETURN.

Year.	Number of Births.	Rate per 1000 of living Population at the middle of the Year.	Year.	Number of Births.	Rate per 1000 of living Population at the middle of the Year.
1871.....	3053	30·15	1876.....	3149	30·11
1872.....	3010	29·41	1877.....	3211	30·21
1873.....	3048	29·43	1878.....	3502	32·27
1874.....	3097	29·72	1879.....	3564	32·04
1875.....	3105	29·88	1880.....	3739	32·90

E. C. NOWELL, *Government Statistician.*

DEATHS.—DECENNIAL RETURN.

Year.	Number of Deaths.*	Proportion per 1000 of Population living at the middle of the Year.
1871.....	1363	13·46
1872.....	1416	13·83
1873.....	1512	14·60
1874.....	1690	16·22
1875.....	2079	20·01
1876.....	1733	16·57
1877.....	2040	19·19
1878.....	1701	15·67
1879.....	1688	15·18
1880.....	1832	16·17

* Including those of Prisoners of the Crown not registered, but not including the registered deaths of persons outside the limits of the Colony.

E. C. NOWELL, *Government Statistician.*

MARRIAGES.—DECENNIAL RETURN.

Year.	Number of Marriages.	Rate per 1000 of living Population at the middle of the Year.	Year.	Number of Marriages.	Rate per 1000 of living Population at the middle of the Year.
1871.....	598	5·90	1876.....	746	7·13
1872.....	632	6·18	1877.....	831	7·82
1873.....	659	6·36	1878.....	866	7·98
1874.....	712	6·83	1879.....	804	7·23
1875.....	689	6·61	1880.....	840	7·39

E. C. NOWELL, *Government Statistician.*

VACCINATION.

RETURN of Vaccinations performed during the Year 1880.

Number of Vaccinations	412
Ditto seen on eighth day after Vaccination	406
Ditto where the results were successful	406

GEORGE TURNLEY, *Superintendent of Vaccinations.*

DISEASES AND DEATHS IN HOSPITALS.

RETURN of the Number of Cases of Disease, and of Deaths from each Cause, in the under-mentioned Hospitals; also of Cases of Out-patients treated at the General Hospital, Hobart, during the Year 1880.

Classes.	Orders, Diseases, &c.	General Hos- pital, Hobart		General Hos- pital, Laun- ceston.		Hospital, Campbell Town.		TOTAL.		Out- patients. General Hospital, Hobart.
		Cases.	Deaths.	Cases.	Deaths.	Cases.	Deaths.	Cases.	Deaths.	Cases.
I.—ZYMOTIC DISEASES.	ORDER 1.— <i>Miasmatic Diseases.</i>									
	Chicken-pox, &c.	2
	Measles	1	1
	Scarlatina	2	2
	Diphtheria	20	7	17	3	2	...	39	10	33
	Quinsy	10	1	...	11	...	53
	Croup	2	1	2	1	...
	Whooping-cough.....	1	1	...	14
	Typhus and Infantile Fever, Typhoid, &c.	43	6	14	3	57	9	18
	Erysipelas.....	7	...	5	2	12	2	4
	Carbuncle, Boil	4	...	1	...	1	...	6	...	4
	Influenza, Coryza, Catarrh, &c.	14	...	2	16	...	29
	Dysentery.....	1	1	...	2
	Diarrhœa	14	7	14	7	52
	Ague	1	1
	Remittent Fever	4	4
	Rheumatism	47	1	37	...	3	...	87	1	58
	<i>Other Zymotic Diseases</i>	1	1	4	5	1	1
	Total Order 1	166	23	86	8	7	...	259	31	270
	ORDER 2.— <i>Enthetic Diseases.</i>									
	Syphilis	21	...	18	39	...	43
	Gonorrhœa, Stricture of the Urethra	48	...	10	...	2	...	60	...	39
	Glanders	1	1	1	1	...
	<i>Others</i>	7	7
	Total Order 2.....	70	1	35	...	2	...	107	1	82
	ORDER 3.— <i>Dietic Diseases.</i>									
Privation	5	
Purpura and Scurvy	1	1	...	2	
Alcoholism .. { Delirium Tremens	13	...	1	14	
{ Intemperance.....	26	...	8	34	
Total Order 3	39	...	10	49	...	7	
ORDER 4.— <i>Parasitic Diseases.</i>										
Thrush	8	
Worms, &c.	5	1	...	6	...	144	
Hydatid.....	6	3	6	3	...	
<i>Others</i>	1	...	2	3	...	37	
Total Order 4.....	12	3	2	...	1	...	15	3	189	
TOTAL CLASS I.....	287	27	133	8	10	...	430	35	548	
II.—CONSTITUTIONAL DISEASES.	ORDER 1.— <i>Diathetic Diseases.</i>									
	Gout	2	2
	Dropsy	3	...	1	...	1	...	5	...	3
	Cancer	31	5	10	2	41	7	11
	Tumor	13	1	...	14	...	14
	Polypus.....	14
	Noma.....	2
	Mortification.....	2	2	2	2	...
	Total Order 1.....	47	5	15	4	2	...	64	9	44
	ORDER 2.— <i>Tubercular Diseases.</i>									
	Scrofula	15	2	1	16	2	48
	Phthisis.....	39	9	14	2	53	11	40
	Hæmoptysis	2	2	...	2
	Hydrocephalus.....	4
	Total Order 2.....	56	11	15	2	71	13	94
	TOTAL CLASS II	103	16	30	6	2	...	135	22	138
	ORDER 1.— <i>Diseases of the Nervous System.</i>									
	Cephalitis	3	3	3	3	...
	Apoplexy	5	4	3	1	8	5	...

Classes.	Orders, Diseases, &c.	General Hos- pital, Hobart.		General Hos- pital, Laun- ceston.		Hospital, Campbell Town.		TOTAL.		Out- patients, General Hospital, Hobart.
		Cases.	Deaths.	Cases.	Deaths.	Cases.	Deaths.	Cases.	Deaths.	Cases.
III.—LOCAL DISEASES.	Paralysis	18	2	10	2	1	...	29	4	14
	Insanity	26	...	2	28
	Chorea	1	1	...	3
	Epilepsy	22	1	1	...	23	1	16
	Convulsions	5
	Brain Disease, &c.	48	1	22	...	1	1	71	4	51
	Total Order 1.....	122	11	38	5	3	1	163	17	89
	ORDER 2.—Diseases of the Organs of Circulation.									
	Pericarditis	2	...	1	3
	Aneurism	2	1	2	1	1
	Heart Disease, &c.	43	12	17	9	1	1	61	22	49
	Total Order 2	47	13	18	9	1	1	66	23	50
	ORDER 3.—Diseases of the Respiratory System.									
	Laryngitis	6	...	3	9	...	2
	Bronchitis	14	3	30	...	6	...	50	3	38
	Pleurisy	14	1	2	16	1	11
	Pneumonia	22	4	17	8	39	12	6
	Congestion of Lungs, Pulmonary Apoplexy	2	1	9	11	1	3
	Asthma	13	13	...	23
	Lung Disease, &c.	4	1	16	20	1	75
	Total Order 3	75	10	77	8	6	...	158	18	158
	ORDER 4.—Diseases of the Digestive Organs									
	Gastritis	4	2	1	...	5	2	1
	Enteritis	10	10	...	6
	Peritonitis.....	5	1	5	1	...
	Ulceration of Intestines	3	3	...	24
	Hernia	11	1	1	15	1	44
	Ileus	16	2	16	2	121
	Stomach Disease, &c.	15	2	15	2	30	4	1
	Hepatitis	4	1	3	3	1	1	8	5	4
	Jaundice, Gallstone, &c.....	3	3	...	6
	Liver Disease, &c.	6	...	1	7
	Total Order 4	77	9	20	5	2	1	99	15	207
	ORDER 5.—Diseases of the Urinary Organs.									
	Nephritis	3	...	1	4
	Ischuria	1	1	1	1	5
	Nephria	5	3	5	3	4
	Diabetes	1	1	1	1	...
	Stone, Gravel	3	...	1	4
	Cystitis	2	1	2	1	5
	Kidney Disease, &c.	13	4	15	3	28	7	3
	Total Order 5.....	28	10	17	3	45	13	17
	ORDER 6.—Diseases of the Organs of Generation.									
	Uterus Disease, &c.	16	16	...	2
	Others	7	1	7	1	14
	Total Order 6	16	...	7	1	23	1	16
	ORDER 7.—Diseases of the Locomotive System.									
	Arthritis	3	3
	Ostitis, Periostitis, &c.	16	1	2	18	1	8
	Joint Disease, &c.	31	1	13	44	1	25
	Total Order 7.....	50	2	15	65	2	33
	ORDER 8.—Diseases of the Integumentary System.									
	Phlegmon, Whitlow, &c.	2	...	1	3	...	8
	Ulcer	41	1	22	3	2	...	65	4	62
	Skin Disease, &c.....	30	...	12	...	1	...	43	...	176
	Total Order 8	73	1	35	3	3	...	111	4	246
	TOTAL CLASS III.....	488	56	227	34	15	3	730	93	816

Classes.	Orders, Diseases, &c.	General Hos- pital, Hobart.		General Hos- pital, Launceston.		Hospital, Campbell Town.		TOTAL.		Out- patients, General Hospital, Hobart.
		Cases.	Deaths.	Cases.	Deaths.	Cases.	Deaths.	Cases.	Deaths.	Cases.
IV.—DEVELOPMENTAL DISEASES.	ORDER 1.— <i>Developmental Diseases of Children.</i>									
	Cyanosis	1
	Other Malformations	2	1	4
	Teething	42
	Total Order 1.....	2	1	...	3	...	47
	ORDER 2.— <i>Developmental Diseases of Adults.</i>									
	Paramenia	7	45
	Childbirth.....	5	18
	Total Order 2	12	12	...	63
	ORDER 3.— <i>Developmental Diseases of Old People.</i>									
	Old Age	4	1	17	7	21	8	...
V.—VIOLENCE.	ORDER 4.— <i>Diseases of Nutrition.</i>									
	Atrophy and Debility.....	20	...	4	...	1	...	25	...	63
	TOTAL CLASS IV.....	38	1	21	7	2	...	61	8	173
	ORDER 1.— <i>Accident or Negligence.</i>									
	Fractures, Contusions, &c.....	125	1	25	...	8	...	158	1	205
	Wounds { Gunshot	3	...	1	...	3	...	7	...	2
	{ Cuts, &c.....	31	1	11	...	1	...	43	1	115
	Burns and Scalds	8	...	3	1	2	...	13	1	21
	Sunstroke	3	...	1	4
	Poison	3	3	...	1
	Bite of a Snake or Insect	6	1	6	1	...
	Drowning	5	5
	Other or Unspecified Accidents.....	10	...	15	25	...	137
	Total Order 1.....	194	3	56	1	14	...	264	4	481
	ORDER 4.— <i>Suicide.</i>									
	Wounds—Cut, Stab, &c.	2	1	1	3	1	1
	TOTAL CLASS V	196	4	57	1	14	...	267	5	482
	Specified Causes	1112	104	468	56	43	3	1623	163	2157
	Causes not specified.....	7	7
	All Causes.....	1119	104	468	56	43	3	1630	163	2157

[Compiled from Returns furnished by the respective Medical Officers.]

E. C. NOWELL, *Government Statistician.*

HOSPITAL FOR THE INSANE, NEW NORFOLK.

NOMINAL Return of Diseases treated and Deaths in the Hospital for the Insane, New Norfolk, Tasmania, from 1st January to 31st December, 1880.

Disease.	No. of Cases.	No. of Deaths.	Disease.	No. of Cases.	No. of Deaths.
Asthma	4	—	Enlarged Cervical Gland..	1	—
Abscess	23	—	Fracture	4	—
Anthrax	7	—	Gangrene, senile	1	—
Asphyxia	1	1	Herpes	1	—
Anasarca	1	—	Herpes Zoster	1	—
Apoplexy	8	2	Inflammation	3	—
Boils	8	2	Impetigo	1	—
Burn	3	8	Lepra	1	—
Bursitis	1	—	Ophthalmia	4	—
Bronchitis	5	—	Oedema	1	—
Bedsores	2	—	Orchitis	1	—
Catarrh	13	—	Phthisis	1	1
Contusion	7	—	Paronychia	1	—
Chilblain	2	—	Prolapsus Ani	3	—
Confinement	1	—	Pyæmia	1	—
Cancer	3	1	Pleurisy	1	—
Debility	31	—	Rheumatism	3	—
Dropsy	1	—	Scald	3	—
Diarrhœa	23	3	Sprain	4	—
Disease of Lungs	2	2	Tetanus	1	—
Disease of Heart	2	1	Tonsillitis	2	—
Disease of Brain	7	7	Ulcer	17	—
Dyspepsia	6	—	Urticaria	1	—
Epilepsy	35	—	Wounds	62	—
Excitement	4	—			
Erysipelas	10	1			
Eruptions	7	—	TOTAL	336	19

J. MACFARLANE,, M.B., Superintendent and Medical Officer.

METEOROLOGY.

MEAN Resultants from the Thirty-five Years' Meteorological Observations for Hobart Town, from 1841 to 1875, inclusive.

MONTHS.	Barometer at Temperature 32°.	Thermometer.				Humidity of Air.			Condensation.		Ozone. Mean Daily Amount.	Wind.	
		Mean temperature.	Mean Diurnal Range.	Mean Solar Intensity.	Mean Terrestrial Radiation.	Dew Point : Mean Position.	Humidity of Air.	Elastic force of Vapour.	Rain in Inches.	No. of Days on which Rain fell.		Prevailing Direction.	Force.
	Inches.	°	°	°	°	°	Per cent.	Per 1000.			Chromatic Scale.		Lbs. per square ft.
January	29.760	63.17	21.04	108.34	49.77	50.54	.66	.375	1.54	8.50	6.40	S.E., N.W.	66.06
February	29.855	62.59	20.47	107.31	49.20	50.58	.68	.378	1.53	7.29	6.56	N.W., S.E.	55.44
March	29.894	60.29	20.22	102.69	47.59	49.32	.70	.360	1.59	9.24	6.59	N.W., S.E.	53.65
April	29.920	55.80	17.92	91.18	43.54	47.35	.75	.332	1.78	10.70	6.88	N.W., S.E.	53.22
May	29.887	50.95	16.00	81.35	39.73	44.07	.80	.365	1.87	13.20	6.66	N.W.	41.36
June	29.890	47.63	15.56	75.71	36.90	41.92	.83	.272	1.90	12.14	6.40	N.W.	32.58
July	29.875	46.44	15.56	76.17	35.16	40.10	.81	.258	2.15	13.67	6.88	N.W.	36.52
August	29.820	48.90	17.03	82.94	35.93	40.76	.78	.269	1.76	13.20	7.28	N.W.	49.50
September	29.762	51.65	18.03	89.67	38.13	42.28	.74	.280	2.19	14.50	7.71	N.W., S.E.	78.60
October	29.758	57.82	19.32	96.89	41.73	44.71	.72	.304	2.04	14.67	7.59	N.W., S.E.	110.42
November	29.741	57.96	19.31	101.12	45.15	46.66	.70	.325	2.76	14.24	7.35	N.W., S.E.	101.33
December	29.694	61.71	20.32	106.34	42.11	49.14	.67	.362	2.98	12.00	6.86	N.W., S.E.	92.37
Sum of all the Means ..	357.856	664.91	220.78	1119.71	504.94	547.43	8.84	3.820	24.09	143.35	83.16	..	771.05
Mean for 35 years	29.821	55.41	18.40	93.31	42.08	45.62	.74	.318	2.01	11.95	6.93	N.W., S.E.	64.25

E. C. NOWELL, Government Statistician.

PART X.

MISCELLANEOUS.

POLITICAL FRANCHISE.

RETURN showing the Number of Electors whose Names were on the Electoral Roll before the last Revision, the Number whose Names were struck off or added, and the Number whose Names were remaining on the Roll after such Revision.

LEGISLATIVE COUNCIL.

ELECTORAL DISTRICT.	Date of holding Court of Revision.	Number on Roll before Revision.	Number struck off the Roll.	Number added to the Roll.	Number on Roll after Revision.	At last contested Election.		
						Number on Roll.	Number of Votes recorded.	Per-centage of Votes recorded to Number on Roll.
	1881.							
Buckingham - - - -	18 Feb.	269	26	16	259	—	—	—
Cambridge - - - -	2 Feb.	118	7	9	120	—	—	—
Derwent - - - -	2 Feb.	183	19	22	186	—	—	—
Hobart - - - -	26 Jan.	632	58	69	643	632	474	75·00
Huon - - - -	21 Feb.	125	15	29	139	125	93	74·40
Jordan - - - -	11 Feb.	239	9	8	238	—	—	—
Longford - - - -	24 Jan.	145	10	2	137	—	—	—
Meander - - - -	2 Feb.	203	16	20	207	207	136	65·70
Mersey - - - -	29 Apr.	205	9	6	202	225	176	78·22
North Esk - - - -	27 Jan.	196	6	21	211	196	103	52·55
Pembroke - - - -	5 Feb.	173	14	17	176	115	92	80·00
South Esk - - - -	24 Jan.	163	10	37	190	112	56	50·00
Tamar - - - -	26 Jan.	417	32	110	495	325	211	64·92
TOTAL - - - -	—	3128	231	366	3263	1937	1341	69·23

HOUSE OF ASSEMBLY.

ELECTORAL DISTRICT.	Date of holding Court of Revision.	Number on Roll before Revision.	Number struck off the Roll.	Number added to the Roll.	Number on Roll after Revision.	At last General Election, (1877). ^a		
						Number on Roll.	Number of Votes recorded.	Per-centage of Votes recorded to Number on Roll.
	1881.							
Brighton - - - -	11 Feb.	364	21	10	353	—	—	—
Campbell Town - - -	24 Jan.	295	31	34	298	264	194	73·49
Clarence - - - -	17 Feb.	172	37	56	191	—	—	—
Cumberland - - - -	12 Feb.	345	22	8	331	—	—	—
Deloraine - - - -	8 Feb.	489	41	46	494	468	298	63·68
Devon—East - - - -	29 Apr.	592	15	11	588	480	238	68·33
West - - - -	21 Feb.	563	58	74	579	—	—	—
Fingal - - - -	14 Feb.	498	133	121	486	347	238	68·59
Franklin - - - -	21 Feb.	373	30	26	369	330	288	87·27
George Town - - - -	25 Feb.	216	39	49	226	164	70	42·68
Glamorgan - - - -	1 Feb.	117	6	4	115	—	—	—
Glenorchy - - - -	22 Feb.	470	49	24	445	516	388	75·19
Hobart—North - - -	26 Jan.	778	221	216	773	756	556	73·54
South - - - -	26 Jan.	506	127	131	510	473	367	77·59
East - - - -	26 Jan.	610	146	142	606	561	446	79·50
West - - - -	26 Jan.	1029	284	269	1014	999	708	70·87
Central - - - -	26 Jan.	906	222	225	909	916	759	82·86
Kingborough - - - -	11 Feb.	595	66	107	636	—	—	—
Launceston—North -	26 Jan.	748	199	165	714	564	281	49·82
South - - - -	26 Jan.	667	156	143	654	—	—	—
Central - - - -	26 Jan.	809	207	209	811	756	529	66·82
Morven - - - -	11 Feb.	267	33	32	266	—	—	—
New Norfolk - - - -	22 Feb.	317	49	53	321	332	278	83·72
Norfolk Plains - - -	24 Jan.	413	49	15	379	362	277	76·52
Oatlands - - - -	31 Jan.	415	41	60	434	390	246	63·08
Queenborough - - -	31 Jan.	381	51	14	344	346	206	85·53
Richmond - - - -	15 Feb.	227	21	24	230	—	—	—
Ringwood - - - -	25 Jan.	178	9	1	170	166	128	77·11
Selby - - - -	27 Jan.	669	39	80	710	624	329	52·73
Sorell - - - -	5 Feb.	490	70	41	461	484	273	56·41
Westbury - - - -	2 Feb.	602	45	32	589	—	—	—
Wellington - - - -	3 Feb.	547	19	11	539	327	280	85·63
TOTAL - - - -	—	15,648	2536	2433	15,545	10,625	7557	71·13

^a The information as to the "No. of Votes recorded," not being obtainable from any official source, has been taken from the newspapers. The blanks indicate that the election was not contested.

E. C. NOWELL, Government Statistician.

RABBIT TRUSTS.

RETURN of the Receipts and Expenditure of the Rabbit Trusts, for the Year 1880.

Name of Trust.	Amount of Rate in the £.	Date on which Rate was made.	RECEIPTS.				EXPENDITURE.			Balance to next Year.
			Balance from last Year.	From Rates.	From other sources.	TOTAL.	Salaries and Commission on Collection of Rates.	Other Expenses. ^a	TOTAL.	
			£ s. d.	£ s. d.	£ s. d.	£ s. d.	£ s. d.	£ s. d.	£ s. d.	£ s. d.
Campbell Town.....	66 10 1	...	122 17 5	189 7 6	158 17 3	1 0 0	159 17 3	29 10 3
Hamilton	180 12 0	...	16 10 0	197 2 0	...	15 9 3	15 9 3	181 12 9
North Oatlands.....	3d.	March 22	...	88 11 0	4 17 9	93 8 9	33 7 1	52 9 4	85 16 5	7 12 4
Ross	5 6 2	5 6 2	5 6 2
South Esk	2d.	March 8	14 6 6	63 19 2	7 6 0	85 11 8	11 16 6	69 15 10	81 12 4	3 19 4
South Oatlands	1d.	February 17	13 8 9	3 0 4	16 9 1	—16 9 1
West Macquarie	72 13 5	72 13 5	...	10 0 2	10 0 2	62 13 3
TOTAL.....	339 8 2	152 10 2	151 11 2	643 9 6	217 9 7	151 14 11	369 4 6	274 5 0

^a Includes debit balances from last year.

The sign *minus* (—) shows that the balance was against the Trust.

[Compiled from Returns furnished by the respective Trusts.]

E. C. NOWELL, *Government Statistician.*

TASMANIAN MAIN LINE RAILWAY.

COMPARATIVE Statement of Receipts and Working Expenses.

RECEIPTS.

	Passengers.			Parcels, &c.			Goods and Live Stock.			Mails.			Telegrams, Rents, &c.			TOTAL.			Per Train Mile.
	£	s.	d.	£	s.	d.	£	s.	d.	£	s.	d.	£	s.	d.	£	s.	d.	s. d.
March 15 to June 30, 1876	—	—	—	—	—	—	—	—	—	—	—	—	—	—	—	7020	5	11	—
July 1 to Dec. 31, 1876 ...	6469	12	5	412	6	7	4607	18	10	—	—	—	25	18	5	11,515	16	3	—
Year ending Dec. 31, 1877	23,775	8	5	1999	2	4	11,316	14	0	1343	6	8	308	16	3	38,743	7	8	3 2·71
Ditto, 1878.....	26,196	10	10	2453	0	5	14,442	7	9	2587	0	0	415	0	2	46,093	19	2	3 5·62
Ditto, 1879.....	28,429	9	8	2469	1	6	15,570	10	2	2873	0	0	385	7	10	49,727	9	2	3 4·83
Ditto, 1880.....	28,192	15	5	2635	6	4	15,970	8	7	2873	0	0	508	7	10	50,179	18	2	3 4·62

WORKING EXPENSES.

	Maintenance of Way, &c.			Locomotive and Carriage and Wagon Department.			Traffic Expenses.			General Charges, London and Tasmania.			Miscellaneous Expenses.			TOTAL.			Per Train Mile.
	£	s.	d.	£	s.	d.	£	s.	d.	£	s.	d.	£	s.	d.	£	s.	d.	s. d.
March 15 to Dec. 31, 1876	12,198	13	6	6952	0	3	3587	2	9	5116	14	7	982	10	5	28,837	1	6	—
Year ending Dec. 31, 1877	18,077	13	9	15,238	11	8	6237	18	10	6627	16	6	^a 4247	14	10	50,429	15	7	4 2·39
Ditto, 1878	21,118	9	9	15,922	5	9	6822	4	1	7031	19	0	^a 4824	19	10	55,719	18	5	4 2·32
Ditto, 1879	17,124	1	6	16,669	5	3	7571	14	3	6877	14	6	^a 4505	3	5	52,747	18	11	3 7·31
Ditto, 1880.....	17,008	0	7	15,273	2	9	7609	7	8	6551	11	5	^a 4588	12	9	51,030	15	2	3 5·31

^a Includes Launceston and Western Railway Toll.

SUMMARY of Railway Statistics.

	1876.	1877.	1878.	1879.	1880.
Number of Miles open	133	133	133	133	133
Total Cost of Construction and Equipment	£ 1,066,978 12 6	£ 1,073,527 11 3	£ 1,093,164 0 6	£ 1,105,599 8 1	£ 1,105,677 9 9
Number of Passengers	—	69,621	89,102	157,470	163,454
Average Fare per Passenger ..	—	6s. 9·95d.	5s. 10·56d.	3s. 7·33d.	3s. 5·40d.
Tons of Goods and Minerals...	—	15,154	20,577	22,426	25,353
Average Rate per ton	—	12s. 5·24d.	11s. 6·86d.	11s. 8·29d.	10s. 11·13d.
Trucks of Live Stock.....	—	1027	1416	1402	1215
Average Rate per Truck.....	—	36s. 10·34d.	35s. 9·96d.	35s. 1·32d.	34s. 10·63d.
Number of Train Miles	—	240,183	265,757	292,284	296,472
Average Mileage per Mile open	—	1805·89	1998·17	2197·62	2229·11
Number of Engine Miles	—	265,531	298,057	316,378	317,013
Gross Receipts	£18,536 2s. 2d.	£38,743 7s. 8d.	£46,093 19s. 2d.	£49,727 9s. 2d.	£50,179 18s. 2d.
Working Expenses.....	£28,837 1s. 6d.	£50,429 15s. 7d.	£55,719 18 5d.	£52,747 18s. 11d.	£51,030 15s. 2d.
Loss on Working.....	£10,300 19s. 4d.	£11,686 7s. 11d.	£9625 19s 3d.	£3020 9s. 9d.	£850 17s. 0d.
Gross Receipts per Train Mile	—	3s. 2·71d.	3s. 5·62d.	3s. 4·83d.	3s. 4·62d.
Ditto per Mile open	—	£291·30	£346·57	£373·88	£377·29
Working Expenses per Train Mile	—	4s. 2·39d.	4s. 2·32d.	3s. 7·38d.	3s. 5·31d.
Ditto per Mile open.....	—	£379·17	£418·94	£396·60	£383·69
Number of Locomotives.....	11	11	14	14	14
Number of Carriages, Wagons, &c.....	118	175	175	228	228

C. H. GRANT, General Manager.

R. J. ELLIS, Accountant.

EXTRACTS from Reports of the Collectors of Agricultural Statistics.

BOTHWELL.

I HAVE the honor to enclose Stock and Crop Returns, which have been prepared with care, and will, I trust, be found correct.

There are no improvements in the mode of cultivation; in fact, the District being chiefly pastoral, little or no interest is taken in any other pursuit.

Rabbits are getting very numerous; and although the sheep-owners and others are trying all they can to keep them down, still they are increasing very fast.

T. PERKINS, *Collector.*

CAMPBELL TOWN.

I HAVE the honor to transmit herewith, in connection with the Agricultural and Live Stock Returns for the year ending 31st March, 1881, 1. Form A. 2. Form B. 3. Machinery; and to report thereon as follows:—

1. *New Productions.*—There is nothing to note under this, except a small quantity of flax seed grown, I believe, for the first time in this Municipality.

2. *Improvements in Mode of Cultivation, Rotation of Crops, Fallowing, Use of Manures.*—Nothing whatever to note under this head.

3. *Drainage, &c.*—The same remark applies to this.

4. *Machinery and Farm Implements.*—One Reaper and Binder has been brought into use, greatly to the satisfaction of the owner.

5. *Improvements in Breed of Live Stock, Getting up Wool, &c.*—Improvements in breeding are still carried on most profitably by a few sheep-owners.

The large stock-holders are mostly shearing in the grease. Washing in warm water seems to have been entirely abandoned.

T. H. POWER.

CARNARVON.

I HAVE the honor to inform you that as this is the first year that Stock and Crop Returns have been prepared since it was formed into a free settlement, there is, as yet, but little agricultural improvement in this District. There are 30 persons preparing about 250 acres of land for crops for the ensuing year. There is a complete absence of all agricultural machinery, with the exception of a one-horse power threshing-machine; but, no doubt, as the population keeps increasing the improvements will also increase. There is very little manure used yet, except on some old land at Saltwater River. The improvements in the breed of stock are not, as yet, of a high standing, and no care is taken in getting up wool. There is a quantity of timber being cut for sale and removed to Hobart.

THOS. BALLANIE, *District Constable.*

CLARENCE.

THERE are no new productions this year. The improvements in the mode of cultivation are not great. In the rotation of crops little or nothing is done; but fallowing and the use of the best manures available are readily made use of.

There is no ground under-drained in the District, as far as I can learn.

Double-furrow ploughs are extensively used by the farmers, an implement unheard of ten years ago in this District; likewise the reaper and binder. Only for these labour-saving implements and machines, a great deal of land would have to be laid down to grass.

W. E. MORRISBY.

DELORAINÉ.

WITH the exception of flax, there have been no new productions.

In the grain crops I have to report a decrease in wheat, barley, oats, and pease. The decrease in the yield of grain was owing to the dryness of the season, and rust, which did great damage to the wheat crop. Potatoes also suffered from the dry season.

There is an increase in sheep, horses, and pigs, and a decrease in cattle, owing to the increase of sheep, and no improvement in the breed since last year.

There is an increase in apples and pears; but the grub is very destructive.

In machinery several reaper and binder machines have been purchased, and have done their work well, and saved a great deal of labour.

P. LANE, *Collector.*

EMU BAY.

IN forwarding Agricultural and Live Stock Returns for this District for the year 1881, I beg leave to remark that farmers have turned their attention more to grazing than agriculture, therefore the number of cattle and sheep have increased. The acreage of permanent artificial grass land has also greatly increased from that of last year. A larger acreage of wheat crops was sown, but the yield has been very poor owing to rust, and many farmers have not taken the trouble to reap the crops. A large quantity of grass seed was also destroyed by the caterpillar.

I know of nothing worthy of remark in the breed of stock, new machinery, or farming implements during the year.

HENRY BERRESFORD, *Collector.*

GEORGE TOWN.

IN forwarding the Stock and Crop Returns for the year ending 31st March, 1881, and in comparing the same with the returns of last year, I find a considerable decrease in stock, except horses and pigs; also a decrease in crops, except the acreage under green forage. The whole of the district being a goldfield the inhabitants have mainly turned their attention to that pursuit.

ROBERT J. HARRIS, *Chief District Constable.*

GLAMORGAN.

I HAVE the honor to report that no new productions have been grown during the past year, neither is there any difference in the mode of cultivating the land.

The new farm implements of any consequence consist of a steam-thresher, two strippers, and a three-furrow plough, all of which have given satisfaction.

Attention is paid to the class of merino sheep kept. The draught horse stock, 1881, are reported as the best lot of foals bred in Glamorgan for a number of years.

A great decrease will be noticed in the general produce of cereals, root, and fruit crops between 1880 and 1881, due to the exceeding wetness of last winter, which prevented crops being sown at the proper time, neither could the land be properly prepared to receive the seed.

WALTER RUST, *Collector.*

GREEN PONDS.

THERE is not so much land in cultivation this year as there was last year by 567 acres. In consequence of the dry season crops are very poor, and the rabbits are as numerous as ever, and extend all over the District. There is nothing new to bring under your notice, with the exception of Messrs. Jas. Hadden and D. Reynolds bringing to the District two new reapers and binders.

P. FINIGAN, *Collector.*

HAMILTON.

I TRANSMIT to you the Stock and Crop Returns, which have been prepared with great care, and which, I trust, you will find correct.

This being a large pastoral district, not much interest is taken in agricultural pursuits.

The acreage and yield of all grain crops this year is far below that of last year.

There is also a decrease in the return of hops, owing, I may say, to two causes, viz.—the long drought experienced this season, and the visitation of the red spider to the hop-grounds last year, damaging and causing the sample of hops to be inferior to what it would otherwise have been, thus disheartening the growers, some of whom have had their hops dug up.

The improvement in the breed of live stock and getting up wool stands the same.

Gold having been recently discovered in the New Country, locality of Lake St. Clair, hopes are entertained that the District is likely to become a mineral one; and prospectors are now in the locality testing the richness of the ground.

I have nothing further to report, there being no improvements in the District since last returns.

MARTIN NEYLON, *Collector.*

HUON.

IN cereals the acreage shows a decided decrease. This is, I believe, accounted for by the fact that settlers in the District have for some years past turned their attention to fruit-growing, the climate of the Huon being, to some extent, unsuitable for the growth of wheat, &c.

The apple crop is this season a grand success, the returns this year being estimated at 47,698 bushels, against 34,800 for last year, showing an increase of over 13,000 bushels. This, I firmly believe, is very much under the actual produce, as there are yet thousands of bushels unpicked; and, from my own personal inspection of several orchards, I feel confident there will at least be five or six thousand bushels more than stated, the orchards, especially in the bottom land, being literally "packed" similar to a "string of onions."

JOHN LAMBERT, *Collector.*

KINGBOROUGH.

IN reporting upon the agricultural, pastoral, and live stock aspects of the District, I respectfully beg to state as follows:—

1st. That there have been no new productions.

2nd. That there have been no improvements in the mode of cultivation. Rotation cropping is not practised.

3rd. That underground drainage is not practised, and fallowing is very little better. The principal manures used are farm-yard collected about the homesteads, and bone-dust, the latter by only a few. A few last year experimented on fish (shark) manure, which is spoken very highly of by those who used it.

4th. That there have been no improved kinds of machinery or farming implements that I am aware of, nor any increase in the employment of labour.

5th. That there have been no improvements in the breed of stock, nor in the mode of getting up wool.

6th. That, on comparing the statistical information collected this year with that of last, I find that there is a decrease in both the acreage and produce, more particularly so in the latter, except apples, pears, and currants, which may be attributed to the long drought. Dairy farming and soft fruit growing seem to receive more attention in this District than anything else. There is also a decrease in stock, excepting sheep and pigs.

The returns herewith have received as much attention from the Collectors as it was possible to bestow upon them.

R. ARMSTRONG, *Collector.*

LAUNCESTON (SELBY.)

I HAVE the honor to forward herewith Agricultural and Live Stock Returns for Selby and Launceston for the year ending 31st March, 1881.

The only new industry introduced during the year has been tobacco; this has been grown at Invermay, in the vicinity of Launceston, by Chinese.

The area under crop this year is less than that of last (except potatoes), and the average return per acre much less; this latter is accounted for by the dry season, and rust.

In apples and pears the return is very small, owing to the ravages of the grub. The area is also less than last year in gardens, several persons having allowed their gardens to relapse into a state of nature through the grub.

There is a large increase in English grass; this accounts for the decrease in the number of acres under crop, several settlers, in view of the price of grain, &c., preferring pastoral to agricultural pursuits; this is also shown by the increase in cattle, sheep, and pigs. There is a small decrease in horses.

No new improvement in machinery has been introduced during the year. Guano and bone-dust are used in many instances on the old lands in the District, but stable manure is at all times used when procurable, particularly in the vicinity of Launceston.

JAMES PROPSTING, *Collector*.

LONGFORD.

No change in the mode of cultivation has come under my observation since forwarding last year's returns. The same may be said with respect to any new productions.

Breeding of stock, getting up of wool, &c., same as hitherto.

The supply of labour this season was plentiful, more than required, owing to the increasing rise of the reaper and string binder, which is in great favour with the farmers of this district. I may add, that the long and continued drought has materially affected the yield of the various crops throughout the district, as you will observe, compared with last year's returns.

J. EAST, *Superintendent of Police*.

NEW NORFOLK.

I HAVE the honor to forward Agricultural and Live Stock Returns for the Municipality of New Norfolk for the year ended 31st March, 1881. They have been carefully collected and compiled, and will, I trust, be found correct.

There are no new productions, and very little improvement visible in the mode of cultivation. Systematic rotation of crops is the exception. Fallowing is general on a few farms.

Manures are extensively used by the hop growers and some of the more advanced farmers.

Drainage has been done in a few cases with very satisfactory results, and is likely to become more general.

One three-furrow plough has been introduced, and an increase in the number of double-furrow ones.

I have nothing to record on the breeding of live stock and getting up of wool.

The season has been unfavourable for root crops, in some instances being almost a total failure, the result of continued dry weather.

The sample of hops is very good, but the produce per acre is much below the average of former years. Taken as a whole the season has been one of light crops.

JAMES STEVENSON, *Superintendent of Police*.

PORTLAND.

NOTHING new has been introduced in the mode of cultivation during the year.

There has been a slight increase in grain and potatoes, and a falling off in hay.

The fattening of stock, for which a ready sale is found at the tin mines, and dairy farming, appears to prove more remunerative to the farmers than grain growing.

There have been no new productions during the year.

A considerable quantity of new land has been broken up since my last return, and a large portion laid down in English grasses.

ROBERT W. STEWART, *Chief District Constable*.

PORT SORELL.

IN forwarding you the Agricultural and Live Stock Returns for the District of Port Sorell for the year ended 31st March, 1881, which, I trust, you will find correct, I would beg to call your attention to the great decrease in the yield of produce (10,031 bushels), and to the increase in the acreage (3736) in cultivation, as compared with last year's statistics. The decrease in produce I attribute to the long drought we have had, which extended over a period of four months, and also to the rust in wheat.

You will also perceive that there is an increase in live stock, as follows:—Horned cattle, 636*; pigs, 582; and goats, 22: a decrease in horses of 45, and sheep, 116.

RICHARD DRISCOLL, *Collector*.

ROSS.

THIS District is almost exclusively pastoral. The grain crops show a decrease as compared with those of last year, the season in this locality not being a favourable one.

The Stock Returns show an increase in horses and cattle on last year. In sheep there is very little difference.

Many of the large flock-holders in this District now shear in the grease.

No new productions or improved kinds of machinery brought into use.

W. E. WARNER, *Collector*.

* These figures, and most of those on the following page, are as corrected.

RUSSELL.

1. New productions, none.
2. Little change is apparent in mode of cultivation; and only in one instance is there any attempt at systematic rotation of cropping. Bone-dust is the manure most in favour, and is superseding guano in the estimation of farmers, who consider the former most lasting in its effects.
3. Drainage is not much understood, and but little attention is paid to what would materially improve the heavy soils. The little done in underground draining has been productive of such marked results that many will, doubtless, follow the course which has proved so beneficial to their neighbours.
4. Nothing in raising stock or preparation of wool calls for special notice.

The area of land in cultivation and laid down in permanent artificial grasses shows a slight increase. The drought in the earlier part of the season affected the crops on the Peninsula, both grain and potatoes being exceedingly poor. On forest farms, where crops are later the potatoes are of good quality and fair yield.

The few engaged in pastoral pursuits seem to do best; and the unremunerative prices offering for all kinds of produce will cause many to try sheep-farming on a small scale. On the old farms such a change should benefit lands impoverished by long-continued cropping.

Despite prospects so discouraging to agriculturists, a considerable quantity of Crown land has been applied for in the vicinity of Duck River and Montagu.

ARCHIBALD GRUBB, *Collector*.

SORELL.

In the District of Sorell I have frequently had to beg a dozen times, for weeks and occasionally for months, for information which, with a little trouble, could be supplied in a quarter of an hour; and it was not until a week back that I was enabled to procure the returns of the largest wheat grower in the District. Nor was this a solitary case. And to this cause, rather than to the laziness or incompetency of Collectors, may be fairly attributed the delay in the completion and publication of the agricultural statistics of Tasmania.

The Sorell agricultural returns for 1881 are very discouraging. The wheat crop is but very little over a third of that of the preceding year, when 68,316 bushels were raised, as against 24,630 for 1881. Barley, peas, beans, and hay have not reached more than the half of the 1880 yield, whilst potatoes and oats have not turned out a quarter so large. The land under cultivation was less by 3940 acres than in 1880.

This falling off has arisen from a twofold cause. In the first place, the enormous yield of 1880 so glutted the market that prices were reduced below the cost of production, and farmers, in many cases, preferred letting their land rest to growing and selling at a loss. In the next place, the drought and long-continued winds so affected the crops that many of them were not worth cutting. To these two causes may be fairly attributed the striking difference between the Sorell crops of 1880 and 1881.

The orchards of Sorell were, in years gone by, a credit to the District, and a source of profit to their owners; but, when the acreage is reduced to 64 acres, and the yield is limited to 247 bushels of apples and 153 bushels of pears, it too sadly indicates that the prolific orchards of Sorell have ceased to flourish. The cause is easily found—neglect, and light.

JOSIAH C. PRATT, *Collector*.

SPRING BAY.

I HAVE the honor to submit to you the following report on the state and prospects of Agricultural and Pastoral pursuits in the Municipality of Spring Bay.

- 1st. New productions.—None in the district.
- 2nd. Improvements in cultivation, &c.—The manures generally used by farmers are bone-dust and sea-weed. There is an increase in the return of fallow land.
- 3rd. No underground drainage done.
- 4th. There are two reapers and binders now in the district, and the owners of them speak in high terms of the excellent manner in which the machines perform the work.
- 5th. There is a steady improvement in the breed of sheep and cattle.

HENRY G. RUDD, *Collector*.

WESTBURY.

1. There are no new productions.
2. There is no change in the mode of cultivation.
3. There is very little drainage, with exception of open drains.
4. The reaper and binder is in general use in this district, thereby dispensing with a great deal of manual labour.
5. There is no particular improvement to notice in the breed of stock, &c.

There is a decrease of 31,717 bushels of wheat, compared with last year's yield; in oats there is a decrease of 87,271 bushels. To account for this decrease, grain growing has not been paying the farmer: still there is an increase in the land under crop.

Sheep, cattle, and horses are about the same as last year. Pigs are more numerous; there is an increase of 1352 in that class.

There appears to be a slight decrease of about 2000 sheep, which may be accounted for by two large sales of sheep taking place in the district, and the purchase of sheep for the adjoining districts. Farming in this and adjoining districts is very unremunerative at present. For years grain growing has not paid. The agricultural interests require fostering and helping in every possible way.

MYLES MAHONEY, *Superintendent of Police*.