



SD Sheet List			
Sheet Number	Sheet Name	Current Revision	Current Revision Date
A00-000	COVER SHEET	J	08/06/2021
A02-001	EXISTING CONDITIONS PLAN - LEVEL 01	J	08/06/2021
A02-002	EXISTING CONDITIONS ELEVATIONS	J	08/06/2021
A02-003	EXISTING CONDITIONS PLAN - LEVEL 02	D	03/06/2021
A12-001	DEMOLITION PLAN - LEVEL 01 - ICU	J	08/06/2021
A21-001	STRUCTURAL SLAB SETOUT PLAN - LEVEL 01 - ICU	E	08/06/2021
A22-001	PROPOSED FLOOR PLAN - LEVEL 01 - ICU (12B)	K	08/06/2021
A22-002	PROPOSED FLOOR PLAN - LEVEL GROUND	E	08/06/2021
A22-003	PROPOSED FLOOR PLAN - LEVEL 02	E	08/06/2021
A24-000	PROPOSED PARTITION PLAN	H	08/06/2021
A27-001	PROPOSED FIRE COMPARTMENT PLAN - LEVEL 01 - ICU	J	08/06/2021
A30-001	REFLECTED CEILING PLAN - LEVEL 01 ICU	J	08/06/2021
A30-002	REFLECTED CEILING PLAN - GROUND LEVEL ICU	A	08/06/2021
A31-021	CONSTRUCTION DETAILS	A	08/06/2021
A50-001	PROPOSED EXTERNAL ELEVATIONS	J	08/06/2021
A51-001	PROPOSED BUILDING SECTIONS	J	08/06/2021
A61-001	PROPOSED FIT OUT PLAN - LEVEL 01 - ICU	J	03/06/2021
A61-002	PROPOSED FIT OUT PLAN - LEVEL 01 - ICU	D	03/06/2021
A62-001	1 BED - ICU 11	J	03/06/2021
A62-001A	1 BED - ICU 11	E	03/06/2021
A62-002	1 BED - ICU 9 (ISO)	J	03/06/2021
A62-002A	1 BED - ICU 9 (ISO)	E	03/06/2021
A62-003	ENSUITE	J	03/06/2021
A62-004	ANTEROOM	J	03/06/2021
A62-005	CLEAN UTILITY/MEDICATION	J	03/06/2021
A62-005A	CLEAN UTILITY/MEDICATION	E	03/06/2021
A62-006	DIRTY UTILITY	H	03/06/2021
A62-007	EQUIPMENT STORE	G	03/06/2021
A62-007A	EQUIPMENT STORE	E	03/06/2021
A62-008	DE-BOX ROOM	F	03/06/2021
A62-009	BAY - PPE	J	03/06/2021
A62-012	PATIENT BATH	H	03/06/2021
A62-013	STAFF WC	G	03/06/2021
A62-014	STAFF STATION	H	03/06/2021
A62-014A	STAFF STATION	E	03/06/2021
A62-015	WORKROOM	H	03/06/2021
A62-015A	WORKROOM	E	03/06/2021

SD Sheet List			
Sheet Number	Sheet Name	Current Revision	Current Revision Date
A62-016	BLOOD GAS	F	03/06/2021
A62-017	AIDES	F	03/06/2021
A62-018	DISPOSAL	F	03/06/2021
A62-019	OFFICE 1	F	03/06/2021
A62-020	OFFICE 3	F	03/06/2021
A62-021	RECEPTION	F	03/06/2021
A62-022	ACC WC	F	03/06/2021
A62-023	CLEANERS	F	03/06/2021
A62-024	BEV BAY VISITORS	F	03/06/2021
A62-025	STERILE STORE	F	03/06/2021
A62-025A	STERILE STORE	F	03/06/2021
A62-027	FAMILY LOUNGE / WAIT	F	03/06/2021
A62-027A	FAMILY LOUNGE/ WAIT	E	03/06/2021
A62-027B	FAMILY LOUNGE / WAIT	F	03/06/2021
A62-029	RENAL STORE	F	03/06/2021
A62-030	BEV BAY	F	03/06/2021
A62-031	OUTDOOR AREA COVERED	G	03/06/2021
A62-031A	OUTDOOR AREA COVERED	E	03/06/2021
A62-032	OFFICE 2	E	03/06/2021
A62-033	1 BED - ICU 1	E	03/06/2021
A62-033A	1 BED - ICU 1	E	03/06/2021
A62-034	1 BED - ICU 2	E	03/06/2021
A62-034A	1 BED - ICU 2	E	03/06/2021
A62-035	1 BED - ICU 3	E	03/06/2021
A62-035A	1 BED - ICU 3	E	03/06/2021
A62-036	1 BED - ICU 4	E	03/06/2021
A62-036A	1 BED - ICU 4	E	03/06/2021
A62-037	1 BED - ICU 5	E	03/06/2021
A62-037A	1 BED - ICU 5	E	03/06/2021
A62-038	1 BED - ICU 6	E	03/06/2021
A62-038A	1 BED - ICU 6	E	03/06/2021
A62-039	1 BED - ICU 7	E	03/06/2021
A62-039A	1 BED - ICU 7	E	03/06/2021
A62-040	1 BED - ICU 8 (ISO)	E	03/06/2021
A62-040A	1 BED - ICU 8 (ISO)	E	03/06/2021
A62-041	ENSUITE	E	03/06/2021
A62-042	ANTEROOM	E	03/06/2021

SD Sheet List			
Sheet Number	Sheet Name	Current Revision	Current Revision Date
A62-043	1 BED - ICU 10	E	03/06/2021
A62-043A	1 BED - ICU 10	E	03/06/2021
A62-044	1 BED - ICU 12	E	03/06/2021
A62-044A	1 BED - ICU 12	E	03/06/2021
A65-ICU.H.058	AIRLOCK	E	03/06/2021
A65-ICU.H.065	CORRIDOR	E	03/06/2021
A65-ICU.H.068	CORRIDOR	E	03/06/2021
A65-ICU.H.121	CORRIDOR	E	03/06/2021
A65-ICU.H.122	CORRIDOR	E	03/06/2021
A65-ICU.H.123	CORRIDOR	E	03/06/2021
A65-ICU.H.124	CORRIDOR	E	03/06/2021
A65-ICU.H.125	CORRIDOR	E	03/06/2021
A65-ICU.H.126	CORRIDOR	E	03/06/2021
A65-ICU.H.127	CORRIDOR	E	03/06/2021
A65-ICU.H.132	CORRIDOR	E	03/06/2021
A65-ICU.H.133	CORRIDOR	E	03/06/2021
A65-ICU.H.134	CORRIDOR	E	03/06/2021
A65-ICU.H.135	CORRIDOR	E	03/06/2021
A65-ICU.H.136	CORRIDOR	E	03/06/2021
A65-ICU.H.137	CORRIDOR	E	03/06/2021
A65-ICU.H.138	CORRIDOR	E	03/06/2021
A68-001	FINISHES FLOOR PLAN - LEVEL 01 - ICU	B	26/05/2021
A71-001	JOINERY	B	26/05/2021
A71-002	JOINERY	A	21/05/2021
A71-004	JOINERY	A	21/05/2021
A71-005	JOINERY	A	21/05/2021
A71-006	JOINERY	A	21/05/2021
A71-007	JOINERY	A	21/05/2021
A71-008	JOINERY	A	21/05/2021
A71-009	JOINERY	A	21/05/2021
A71-010	JOINERY	A	21/05/2021
A71-011	JOINERY	B	21/05/2021
T50-002	PROPOSED EXTERNAL ELEVATIONS	D	21/05/2021
T50-003	PROPOSED EXTERNAL ELEVATIONS	D	21/05/2021

KEY PLAN

REV

DESCRIPTION

DRN

DATE

A

ISSUED FOR REVIEW

AA

16/09/2020

B

ISSUED FOR INFORMATION

AA

14/12/2020

C

PROGRESS ISSUE FOR CLIENT

AA

28/03/2021

D

ISSUED FOR INFORMATION

AA

04/04/2021

E

ISSUED FOR INFORMATION

AA

23/04/2021

F

ISSUED TO QUANTITY SURVEYOR

AA

21/05/2021

G

ISSUED FOR PRE-TENDER

AA

26/05/2021

H

ISSUED FOR TENDER

AA

03/06/2021

J

BATENDER ISSUE

SJN

08/06/2021

ALL RIGHTS RESERVED. THIS WORK IS COPYRIGHT AND CANNOT BE REPRODUCED OR COPIED IN ANY FORM OR BY ANY MEANS (GRAPHIC, ELECTRONIC OR MECHANICAL INCLUDING: PHOTOCOPYING) WITHOUT THE WRITTEN PERMISSION OF THE PRINCIPAL UNDER THE TERMS OF THE CONTRACT. ANY LICENCE, EXPRESS OR IMPLIED, TO USE THE DOCUMENT FOR ANY PURPOSE WHATSOEVER IS RESTRICTED TO THE TERMS OF THE AGREEMENT OR IMPLIED AGREEMENT WITH THE PRINCIPAL UNDER THE TERMS OF THE CONTRACT.

DIMENSIONS

USE FIGURED DIMENSIONS, DO NOT SCALE. CONTRACTORS MUST VERIFY ALL DIMENSIONS ON THE SITE BEFORE COMMENCING ANY WORK OR MAKING ANY SHOP DRAWING WHICH MUST BE SUBMITTED AND REVIEWED BEFORE MANUFACTURE.

FIXTURES, FITTINGS & EQUIPMENT SPECIFICATIONS

SUBSTITUTE FF&E EQUIPMENT SPECIFICATIONS

THE FIT-OUT DESIGN AND DOCUMENTATION HAS BEEN COMPLETED ON THE BASIS OF FF&E AND EQUIPMENT ADVISED TO THIS OFFICE AT THE TIME OF BRIEFING THE DESIGN. THE DESIGN PROVISIONS FOR FF&E AND EQUIPMENT INCORPORATES SPATIAL ALLOCATIONS, SERVICING, LOADING AND ACCESS CLEARANCES AND WHERE APPROPRIATE SERVICES REQUIREMENTS, HAVING DUE REGARD FOR SURROUNDING FIXTURES AND FITTINGS. IT SHOULD BE NOTED THAT SUBSTITUTE FF&E OR EQUIPMENT WITH ALTERNATE SPECIFICATIONS SHOULD NOT BE PROCURED PRIOR TO VALIDATING THOSE SPECIFICATIONS AGAINST THE ITEM CONTROL SCHEDULE AND DESIGN PROVISIONS IN THE MODEL. THIS OFFICE ACCEPTS NO RESPONSIBILITY FOR THE PROCUREMENT OF SUBSTITUTE FF&E AND EQUIPMENT WHICH HAS NOT BEEN REVIEWED AND VALIDATED AGAINST THE ORIGINAL DESIGN PROVISIONS.

SERVICE POINTS DISCLAIMER

THE SERVICE POINTS IDENTIFIED ON THESE DRAWINGS HAVE BEEN OVERLAYED FROM THE BUILDING SERVICES ENGINEERING MODEL AND ARE PROVIDED FOR INFORMATION AND SET-OUT PURPOSES ONLY. WE HAVE BEEN ADVISED BY THE SERVICES ENGINEERS THAT THE POINTS REPRESENTED ON THESE DRAWINGS ARE CORRECT AT THE TIME OF PUBLICATION. THIS OFFICE DOES NOT WARRANT THE ACCURACY OF THIS DATA. REFER TO THE BUILDING SERVICES ENGINEERING DOCUMENTATION FOR THE INSTALLATION OF THE SERVICES POINTS, AND THE INTERFACE BETWEEN THE SERVICES POINTS AND THE RESPECTIVE ENGINEERING SYSTEMS.

ISSUED FOR INFORMATION

ARCHITECTS

BPSMarchitects

STH

ABN: 21 134 476 065

PELACO COMPLEX, BUILDING 3, LEVEL 2

21-31 GOODWOOD ST, RICHMOND VIC 3121, AUSTRALIA

PH (03) 9885 2653 FAX (03) 9885 2455

THIS ARCHITECTURAL DESIGN IS THE COPYRIGHT OF SILVER THOMAS HANLEY (AUS) PTY LTD ABN 21 134 476 065 AND SHALL NOT BE REPRODUCED WITHOUT THEIR WRITTEN PERMISSION

CLIENT

PROJECT

RHH - ICU EXPANSION, H BLOCK, LEVEL ONE

48 LIVERPOOL STREET, HOBART

DRAWING TITLE

COVER SHEET

SCALE

DATE

DRAWN BY

CHECKED

1:100@A1

07/30/20

AA

SS

PROJECT No

DRAWING No

REVISION

10465

A00-000

J

BIM 3020 - Royal Hobart Hospital - ICU Expansion-RHH-ICU BUILDING 04



LIVERPOOL STREET

KEY PLAN			
REV	DESCRIPTION	DRN	DATE
A	ISSUED FOR REVIEW	AA	16/09/2020
B	ISSUED FOR INFORMATION	AA	14/12/2020
C	PROGRESS ISSUE FOR CLIENT	AA	28/03/2021
D	ISSUED FOR INFORMATION	AA	04/04/2021
E	ISSUED FOR INFORMATION	AA	23/04/2021
F	ISSUED TO QUANTITY SURVEYOR	AA	21/05/2021
G	ISSUED FOR PRE-TENDER	AA	28/06/2021
H	ISSUED FOR TENDER	AA	03/06/2021
J	BATENDER ISSUE	S.JN	08/06/2021

COPYRIGHT
ALL RIGHTS RESERVED. THIS WORK IS COPYRIGHT AND CANNOT BE REPRODUCED OR COPIED IN ANY FORM OR BY ANY MEANS (GRAPHIC, ELECTRONIC OR MECHANICAL INCLUDING PHOTOCOPYING) WITHOUT THE WRITTEN PERMISSION OF THE PRINCIPAL UNDER THE TERMS OF THE CONTRACT. ANY LICENCE, EXPRESS OR IMPLIED, TO USE THE DOCUMENT FOR ANY PURPOSE WHATSOEVER IS RESTRICTED TO THE TERMS OF THE AGREEMENT OR IMPLIED AGREEMENT WITH THE PRINCIPAL UNDER THE TERMS OF THE CONTRACT.

DIMENSIONS
USE FIGURED DIMENSIONS, DO NOT SCALE. CONTRACTORS MUST VERIFY ALL DIMENSIONS ON THE SITE BEFORE COMMENCING ANY WORK OR MAKING ANY SHOP DRAWING WHICH MUST BE SUBMITTED AND REVIEWED BEFORE MANUFACTURE.

FIXTURES, FITTINGS & EQUIPMENT SPECIFICATIONS
SUBSTITUTE FF&E EQUIPMENT SPECIFICATIONS
THE FIT-OUT DESIGN AND DOCUMENTATION HAS BEEN COMPLETED ON THE BASIS OF FF&E AND EQUIPMENT ADVISED TO THIS OFFICE AT THE TIME OF BRIEFING THE DESIGN. THE DESIGN PROVISIONS FOR FF&E AND EQUIPMENT INCORPORATES SPATIAL ALLOCATIONS, SERVICING, LOADING AND ACCESS CLEARANCES AND WHERE APPROPRIATE SERVICES REQUIREMENTS, HAVING DUE REGARD FOR SURROUNDING FIXTURES AND FITTINGS. IT SHOULD BE NOTED THAT SUBSTITUTE FF&E OR EQUIPMENT WITH ALTERNATE SPECIFICATIONS SHOULD NOT BE PROCURED PRIOR TO VALIDATING THOSE SPECIFICATIONS AGAINST THE ITEM CONTROL SCHEDULE AND DESIGN PROVISIONS IN THE MODEL. THIS OFFICE ACCEPTS NO RESPONSIBILITY FOR THE PROCUREMENT OF SUBSTITUTE FF&E AND EQUIPMENT WHICH HAS NOT BEEN REVIEWED AND VALIDATED AGAINST THE ORIGINAL DESIGN PROVISIONS.

SERVICE POINTS DISCLAIMER
THE SERVICE POINTS IDENTIFIED ON THESE DRAWINGS HAVE BEEN OVERLAYED FROM THE BUILDING SERVICES ENGINEERING MODEL AND ARE PROVIDED FOR INFORMATION AND SET-OUT PURPOSES ONLY. WE HAVE BEEN ADVISED BY THE SERVICES ENGINEERS THAT THE POINTS REPRESENTED ON THESE DRAWINGS ARE CORRECT AT THE TIME OF PUBLICATION. THIS OFFICE DOES NOT WARRANT THE ACCURACY OF THIS DATA. REFER TO THE BUILDING SERVICES ENGINEERING DOCUMENTATION FOR THE INSTALLATION OF THE SERVICE POINTS, AND THE INTERFACE BETWEEN THE SERVICE POINTS AND THE RESPECTIVE ENGINEERING SYSTEMS.

ISSUED FOR INFORMATION

ARCHITECTS

BPSM architects
Bryan Parker Shugg & Moon

STH

ABN: 21 134 476 065
PELACO COMPLEX, BUILDING 3, LEVEL 2
21-31 GOODWOOD ST, RICHMOND VIC 3121, AUSTRALIA
PH: (03) 9885 2533 FAX: (03) 9885 2455

THIS ARCHITECTURAL DESIGN IS THE COPYRIGHT OF
SILVER THOMAS HANLEY (AUS) PTY LTD ABN 21 134 476 065
AND SHALL NOT BE REPRODUCED WITHOUT THEIR WRITTEN PERMISSION
CLIENT



PROJECT

RHH - ICU EXPANSION, H BLOCK, LEVEL ONE

48 LIVERPOOL STREET, HOBART

DRAWING TITLE

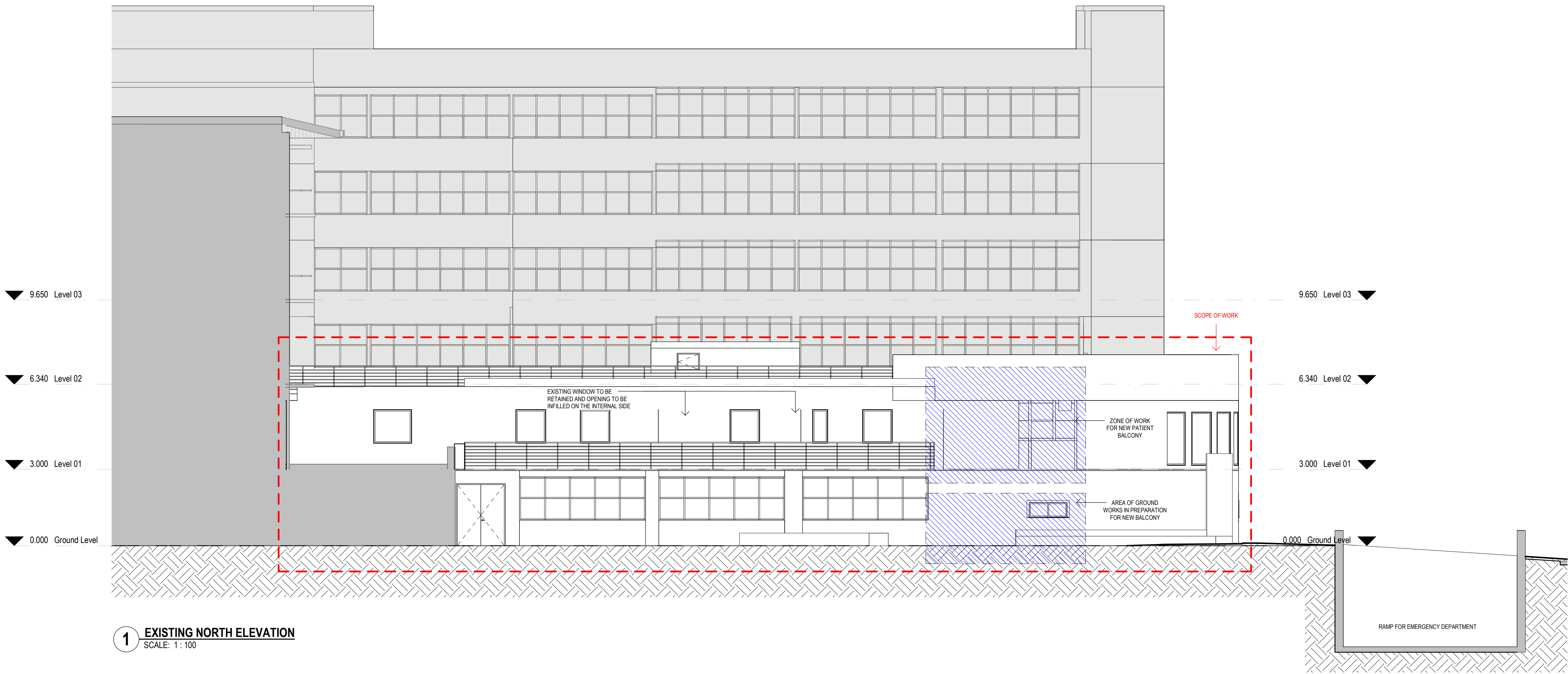
EXISTING CONDITIONS PLAN - LEVEL 01

SCALE 1:100@A1 DATE 07/30/20 DRAWN BY AA CHECKED SS

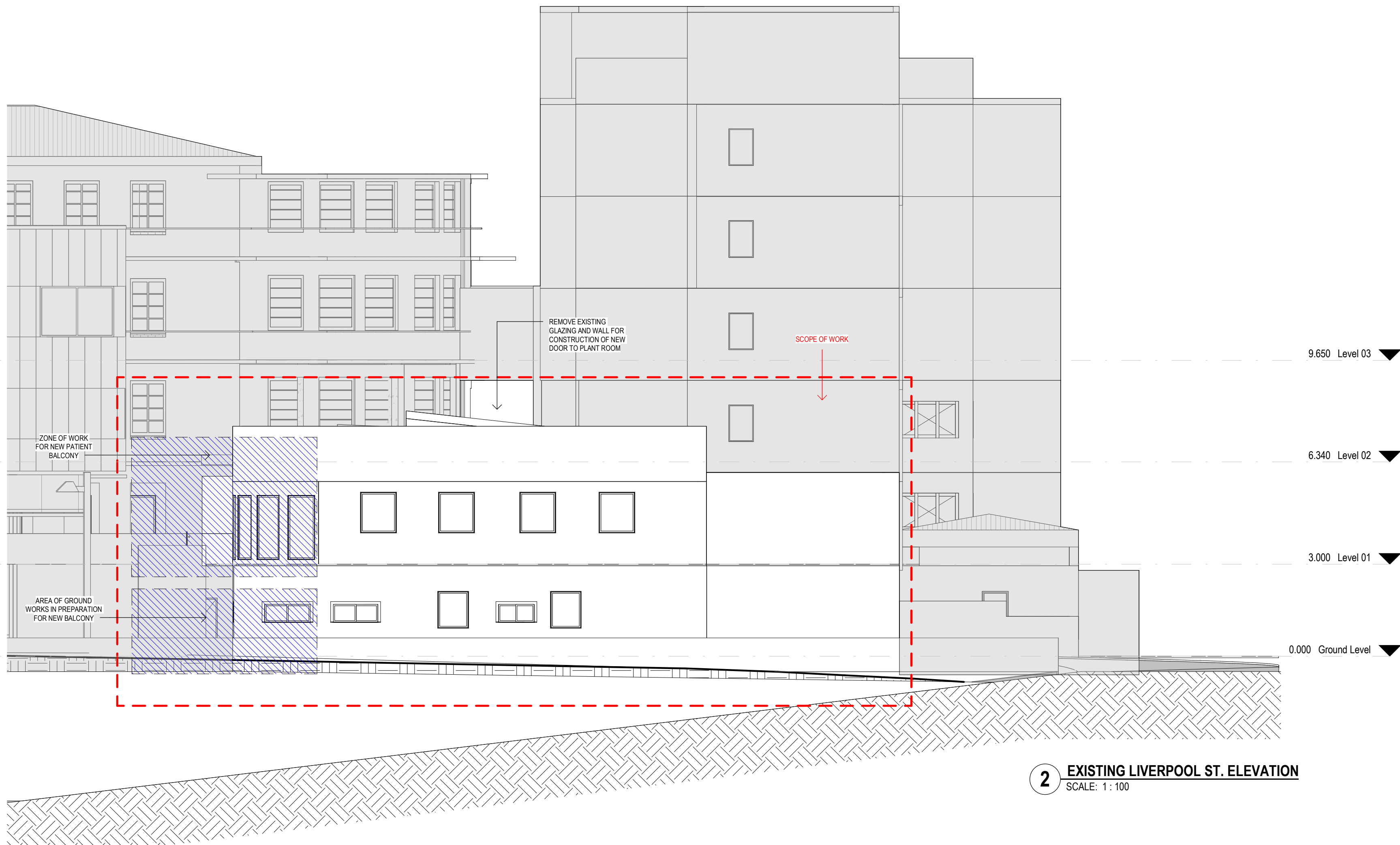
PROJECT No DRAWING No REVISION

10465 A02-001

B:\M_3801\Royal Hobart Hospital - ICU Expansion\RHH\ICU BUILDING.rvt

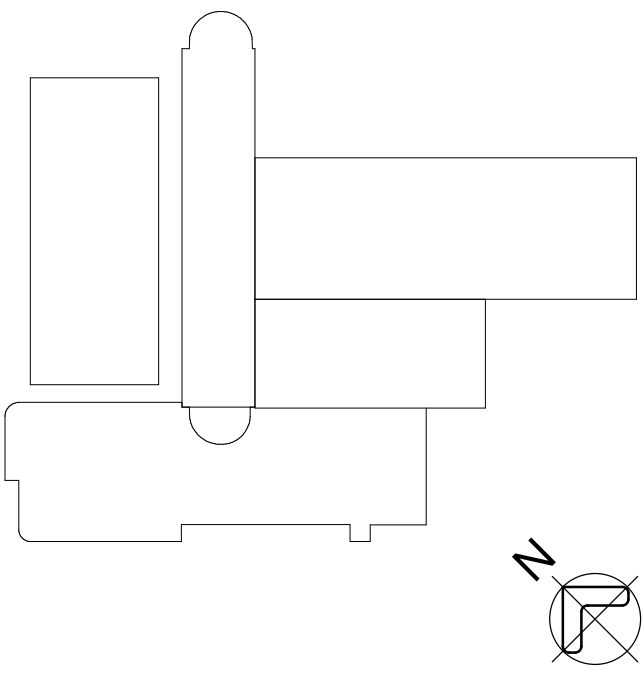


1 EXISTING NORTH ELEVATION
SCALE: 1 : 100



2 EXISTING LIVERPOOL ST. ELEVATION
SCALE: 1 : 100

KEY PLAN



REV	DESCRIPTION	DRN	DATE
A	ISSUED FOR REVIEW	AA	16/09/2020
B	ISSUED FOR INFORMATION	AA	14/12/2020
C	PROGRESS ISSUE FOR CLIENT	AA	28/03/2021
D	ISSUED FOR INFORMATION	AA	04/04/2021
E	ISSUED FOR INFORMATION	AA	23/04/2021
F	ISSUED TO QUANTITY SURVEYOR	AA	21/05/2021
G	ISSUED FOR PRE-TENDER	AA	28/05/2021
H	ISSUED FOR TENDER	AA	03/06/2021
J	BATTENDER ISSUE	SJN	08/06/2021

COPYRIGHT
ALL RIGHTS RESERVED. THIS WORK IS COPYRIGHT AND CANNOT BE REPRODUCED OR COPIED IN ANY FORM OR BY ANY MEANS (GRAPHIC, ELECTRONIC OR MECHANICAL, INCLUDING PHOTOCOPYING) WITHOUT THE WRITTEN PERMISSION OF THE PRINCIPAL UNDER THE TERMS OF THE CONTRACT. ANY LICENCE, EXPRESS OR IMPLIED, TO USE THE DOCUMENT FOR ANY PURPOSE WHATSOEVER IS RESTRICTED TO THE TERMS OF THE AGREEMENT OR IMPLIED AGREEMENT WITH THE PRINCIPAL UNDER THE TERMS OF THE CONTRACT.

DIMENSIONS
USE FIGURED DIMENSIONS, DO NOT SCALE. CONTRACTORS MUST VERIFY ALL DIMENSIONS ON THE SITE BEFORE COMMENCING ANY WORK OR MAKING ANY SHOP DRAWING WHICH MUST BE SUBMITTED AND REVIEWED BEFORE MANUFACTURE.

FIXTURES, FITTINGS & EQUIPMENT SPECIFICATIONS
SUBSTITUTE FF&E EQUIPMENT SPECIFICATIONS
THE FIT-OUT DESIGN AND DOCUMENTATION HAS BEEN COMPLETED ON THE BASIS OF FF&E AND EQUIPMENT ADVISED TO THIS OFFICE AT THE TIME OF BRIEFING THE DESIGN. THE DESIGN PROVISIONS FOR FF&E AND EQUIPMENT INCORPORATES SPATIAL ALLOCATIONS, SERVICING, LOADING AND ACCESS CLEARANCES AND WHERE APPROPRIATE SERVICES REQUIREMENTS, HAVING DUE REGARD FOR SURROUNDING FIXTURES AND FITTINGS. IT SHOULD BE NOTED THAT SUBSTITUTE FF&E OR EQUIPMENT WITH ALTERNATE SPECIFICATIONS SHOULD NOT BE PROCURED PRIOR TO VALIDATING THOSE SPECIFICATIONS AGAINST THE ITEM CONTROL SCHEDULE AND DESIGN PROVISIONS IN THE MODEL. THIS OFFICE ACCEPTS NO RESPONSIBILITY FOR THE PROCUREMENT OF SUBSTITUTE FF&E AND EQUIPMENT WHICH HAS NOT BEEN REVIEWED AND VALIDATED AGAINST THE ORIGINAL DESIGN PROVISIONS.

SERVICE POINTS DISCLAIMER
THE SERVICE POINTS IDENTIFIED ON THESE DRAWINGS HAVE BEEN OVERLAYED FROM THE BUILDING SERVICES ENGINEERING MODEL, AND ARE PROVIDED FOR INFORMATION AND SET-OUT PURPOSES ONLY. WE HAVE BEEN ADVISED BY THE SERVICES ENGINEERS THAT THE POINTS REPRESENTED ON THESE DRAWINGS ARE CORRECT AT THE TIME OF PUBLICATION. THIS OFFICE DOES NOT WARRANT THE ACCURACY OF THIS DATA. REFER TO THE BUILDING SERVICES ENGINEERING DOCUMENTATION FOR THE INSTALLATION OF THE SERVICE POINTS, AND THE INTERFACE BETWEEN THE SERVICE POINTS AND THE RESPECTIVE ENGINEERING SYSTEMS.

ISSUED FOR INFORMATION

ARCHITECTS



ABN: 21 134 476 065
PELACO COMPLEX, BUILDING 3, LEVEL 2
21-31 GOODWOOD ST, RICHMOND VIC 3121, AUSTRALIA
PH: (03) 9885 2533 FAX: (03) 9885 2455

THIS ARCHITECTURAL DESIGN IS THE COPYRIGHT OF
SILVER THOMAS HANLEY (AUS) PTY LTD ABN 21 134 476 065
AND SHALL NOT BE REPRODUCED WITHOUT THEIR WRITTEN PERMISSION

CLIENT



RHH
ROYAL HOBART HOSPITAL

PROJECT

**RHH - ICU EXPANSION, H
BLOCK, LEVEL ONE**

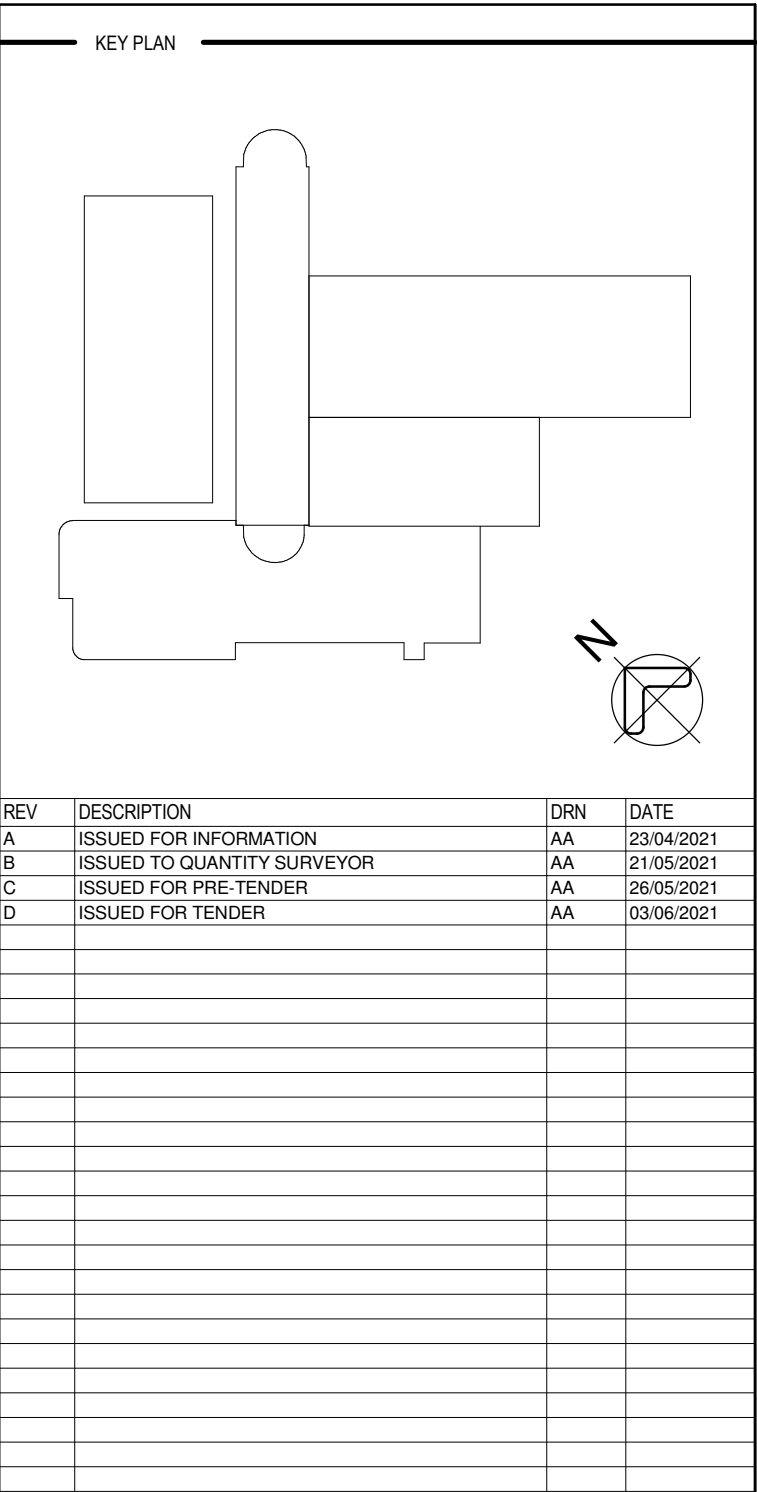
48 LIVERPOOL STREET, HOBART

DRAWING TITLE

**EXISTING CONDITIONS
ELEVATIONS**

SCALE: 1:200@A1 DATE: 09/04/20 DRAWN BY: AA CHECKED: SS

PROJECT No: 10465 DRAWING No: A02-002 REVISION: J



ALL RIGHTS RESERVED. THIS WORK IS COPYRIGHT AND CANNOT BE REPRODUCED OR COPIED IN ANY FORM OR BY ANY MEANS (GRAPHIC, ELECTRONIC OR MECHANICAL, INCLUDING PHOTOCOPYING) WITHOUT THE WRITTEN PERMISSION OF THE PRINCIPAL UNDER THE TERMS OF THE CONTRACT. ANY LICENCE, EXPRESS OR IMPLIED, TO USE THE DOCUMENT FOR ANY PURPOSE WHATSOEVER IS RESTRICTED TO THE TERMS OF THE AGREEMENT OR IMPLIED AGREEMENT WITH THE PRINCIPAL UNDER THE TERMS OF THE CONTRACT.

USE FIGURED DIMENSIONS, DO NOT SCALE. CONTRACTORS MUST
VERIFY ALL DIMENSIONS ON THE SITE BEFORE COMMENCING ANY
WORK OR MAKING ANY SHOP DRAWING WHICH MUST BE SUBMITTED
AND REVIEWED BEFORE MANUFACTURE.

SUBSTITUTE FFE EQUIPMENT SPECIFICATIONS

THE FIT-OUT DESIGN AND DOCUMENTATION HAS BEEN COMPLETED ON THE BASIS OF FFE AND EQUIPMENT ADVISED TO THIS OFFICE AT THE TIME OF BRIEFING THE DESIGN. THE DESIGN PROVISIONS FOR FFE AND EQUIPMENT INCORPORATES SPATIAL, FUNCTIONAL, ACCESSIBILITY, SERVICE, AND CLEARANCE REQUIREMENTS TO MEET APPROPRIATE SERVICES REQUIREMENTS, HAVING DUE REGARD FOR SURROUNDING FIXTURES AND FITTINGS. IT SHOULD BE NOTED THAT SUBSTITUTE FFE OR EQUIPMENT WITH ALTERNATE SPECIFICATIONS SHOULD NOT BE PROCURED PRIOR TO VALIDATING THOSE SPECIFICATIONS AGAINST THE ITEM CONTROL, SCHEDULE AND DESIGN PROVISIONS IN THE MODEL. THE MODEL OWNER ACCEPTS NO RESPONSIBILITY FOR THE PROPOSED SUBSTITUTE FFE AND EQUIPMENT, WHICH HAS NOT BEEN REVIEWED AND VALIDATED AGAINST THE ORIGINAL DESIGN PROVISIONS.

THE SERVICE POINTS IDENTIFIED ON THESE DRAWINGS HAVE BEEN OVERLAYED FROM THE BUILDING SERVICES ENGINEERING MODEL, AND ARE PROVIDED FOR INFORMATION AND SET-OUT PURPOSES ONLY. WE HAVE BEEN ADVISED BY THE SERVICES ENGINEER THAT THE POINTS REPRESENTED ON THESE DRAWINGS ARE CORRECT AT THE TIME OF PUBLICATION. THIS OFFICE DOES NOT WARRANT THE ACCURACY OF THIS DATA. REFER TO THE BUILDING SERVICES ENGINEERING DOCUMENTATION FOR THE INSTALLATION OF THE SERVICES POINTS, AND THE INTERFACE BETWEEN THE SERVICES POINTS AND THE RESPECTIVE ENGINEERING SYSTEMS.

ARCHITECTS:



THIS ARCHITECTURAL DESIGN IS THE COPYRIGHT OF
SILVER THOMAS HANLEY (AUS) PTY LTD ABN 21 134 476 065
AND SHALL NOT BE REPRODUCED WITHOUT THEIR WRITTEN PERMISSION



48 LIVERPOOL STREET, HOBART

SCALE _____ DATE _____ DRAWN BY _____ CHECKED _____
1-100@A1 04/23/21 AA SS

PROJECT No. — DRAWING No. —
10465 A02-003

ICU Expansion/RHH/ICU_BUILDING.m

LEGEND

- DEMOLISH WALLS, COLUMNS, FLOOR SLAB, REMOVE ENTIRE ROOF, ROOF FRAMING, FINISHES, ETC. AS NOTED.
- EXISTING TO BE RETAINED
- EXISTING TO BE DEMOLISHED

IMPORTANT NOTE:

THIS DEMOLITION PLAN SHOULD BE READ IN CONJUNCTION WITH THE HAZARDOUS MATERIAL REGISTER PREPARED BY PRENSA. REFER TO SPECIFICATIONS.

- NOTE
- CEILING DEMOLITIONS TO INCLUDE CEILINGS, BULKHEAD AND FIXTURES
 - REMOVE EXISTING FLOOR FINISHES WITH ASSOCIATED SCREED, BLOCK PENETRATIONS AND SCREED TO GIVE LEVEL FLOORS FOR NEW FINISHES.
 - PROVIDE SCABLING FOR NEW WET AREA, REQUIRING FALLS IN FLOOR.

NOTES:

• THIS DRAWING HAS BEEN DEVELOPED FROM EXISTING CONDITION DRAWINGS AVAILABLE. THIS DRAWING HAS NOT BEEN AUDITED IN DETAIL.

• REFER TO HAZARDOUS MATERIALS REGISTER PREPARED BY PRENSA FOR FURTHER DETAIL.

• THE COMPLETE ACCURACY AND CORRECTNESS OF THIS EXISTING CONDITION DRAWING IS NOT ASSURED, IT HAS ONLY BEEN VISUALLY AUDITED.

• ANY ANOMALIES THAT ARE DETECTED, DURING ANY PHASE OF THE CONSTRUCTION WORKS, MUST BE REFERRED TO THE PROJECT MANAGER OR ARCHITECT FOR RESOLUTION (IF THE ANOMALY AFFECTS THE CONSTRUCTION WORKS)

• REFER ALSO TO ALL OTHER EXISTING CONDITION DRAWINGS PROVIDED WITHIN THE DOCUMENTATION OF OTHER CONSULTANT DOCUMENTS.

• CONTRACTOR TO CONFIRM SLAB LEVELS OF ADJACENT BUILDING TO CONFIRM ALIGNMENT OF PROPOSED RLS.

• TENDERERS ARE REQUIRED TO VISIT THE SITE PRIOR TO THE LODGEMENT OF TENDERS, TO VERIFY THE EXISTING CONDITIONS, AND THE DETAIL SCOPE OF THE DEMOLITION WORKS, AS THE DRAWINGS PRIMARILY SHOW MAIN ELEMENTS, FITTINGS AND DETAILS.

• THE EXISTING CONDITIONS DRAWING, ON WHICH THIS SCOPE OF DEMOLITION IS BASED, HAS BEEN PREPARED FROM EXISTING DRAWINGS. THE COMPLETED ACCURACY AND CORRECTNESS OF THE DRAWING IS NOT ASSURED, AS THE DRAWINGS HAVE NOT BEEN AUDITED "IN DETAIL" FOR CORRECTNESS. ANOMALIES THAT ARE DETECTED DURING THE "PRE-TENDER INSPECTIONS" OR ANY SUBSEQUENT PHASE OF THE CONSTRUCTION WORKS, MUST BE REFERRED TO THE PROJECT MANAGER & ARCHITECT FOR RESOLUTION, (IF THE ANOMALY AFFECTS THE CONSTRUCTION WORKS).

• ALL SECONDARY FITTINGS AND FIXTURES ATTACHED TO FLOORS, WALLS, AND CEILINGS ARE NOT SHOWN ON THE DRAWINGS, BUT ARE ALSO REQUIRED TO BE REMOVED.

• ALLOW FOR ALL TEMPORARY SUPPORT AND PROPPING AS REQUIRED TO COMPLETE THE DEMOLITION WORKS IN A SAFE MANNER. PROVIDE PROPOSALS FOR REVIEW AND SEEK COMMENT TO THE PROPOSALS FROM THE STRUCTURAL ENGINEER.

• THE STAGING OF THE DEMOLITION WORKS IS TO BE NEGOTIATED WITH THE CLIENT & PM TO SUIT THE CONSTRUCTION PROGRAM, AND THE ON-GOING OPERATIONAL REQUIREMENT OF THE HOSPITAL.

• THESE DRAWINGS ARE TO BE READ IN CONJUNCTION WITH THE ASSOCIATED DEMOLITION DRAWINGS AND SPECIFICATIONS OF THE MECHANICAL, ELECTRICAL, HYDRAULICS, STRUCTURAL, CIVIL, FIRE SERVICES, COMMUNICATIONS, AND LANDSCAPING CONSULTANTS (AND ANY OTHER RELEVANT CONSULTANT ON THE PROJECT) AND INCLUDES THE DEMOLITION OF SERVICES CONCEALED WITHIN CEILING SPACES THAT ARE IDENTIFIED ON THE SERVICES DRAWINGS.

• REFER TO THE SERVICES ENGINEERING DOCUMENTS AND STRUCTURAL DOCUMENTS FOR "SECONDARY DEMOLITION WORKS" THAT WILL BE REQUIRED LATER, (THESE ARE THE WORKS THAT WILL BE REQUIRED WITH THE "LATER" NEW INSTALLATION WORKS, AND INCLUDE WORKS SUCH AS REMOVAL AND REPLACEMENT OF CEILINGS, & BUILDERS WORKS ASSOCIATED WITH SERVICES INSTALLATIONS, AND SERVICES CONNECTIONS, AND DISCONNECTIONS, ETC)

• PROTECT ALL EXISTING SURFACES AND ELEMENTS TO BE RETAINED, INCLUDING WALLS, DOORS, DOOR FRAMES, FLOORING AND FITTINGS AND FIXTURES.

• REFER TO THE SCHEDULES IN THE "CONDITIONS OF TENDER" OR "PRELIMINARIES" FOR THE BUILDERS REQUIREMENT TO PROVIDE INTERNAL & EXTERNAL DILAPIDATION SURVEY REPORTS WITH PHOTOGRAPHIC RECORDS, BEFORE THE COMMENCEMENT OF ANY DEMOLITION WORKS.

• THE PROCESS OF DEMOLITION WORKS MUST BE AGREED WITH ROYAL HOBBART HOSPITAL TEAMS TO ENSURE THAT SERVICES PROVIDED TO PATIENTS WILL CONTINUE UNINTERRUPTED AT ALL TIMES.

• CAREFULLY REMOVE EXISTING MATERIALS AND SYSTEMS COMPONENTS AT JUNCTION / CONNECTION WITH THE NEW WORKS, MATERIALS AND FINISHES.

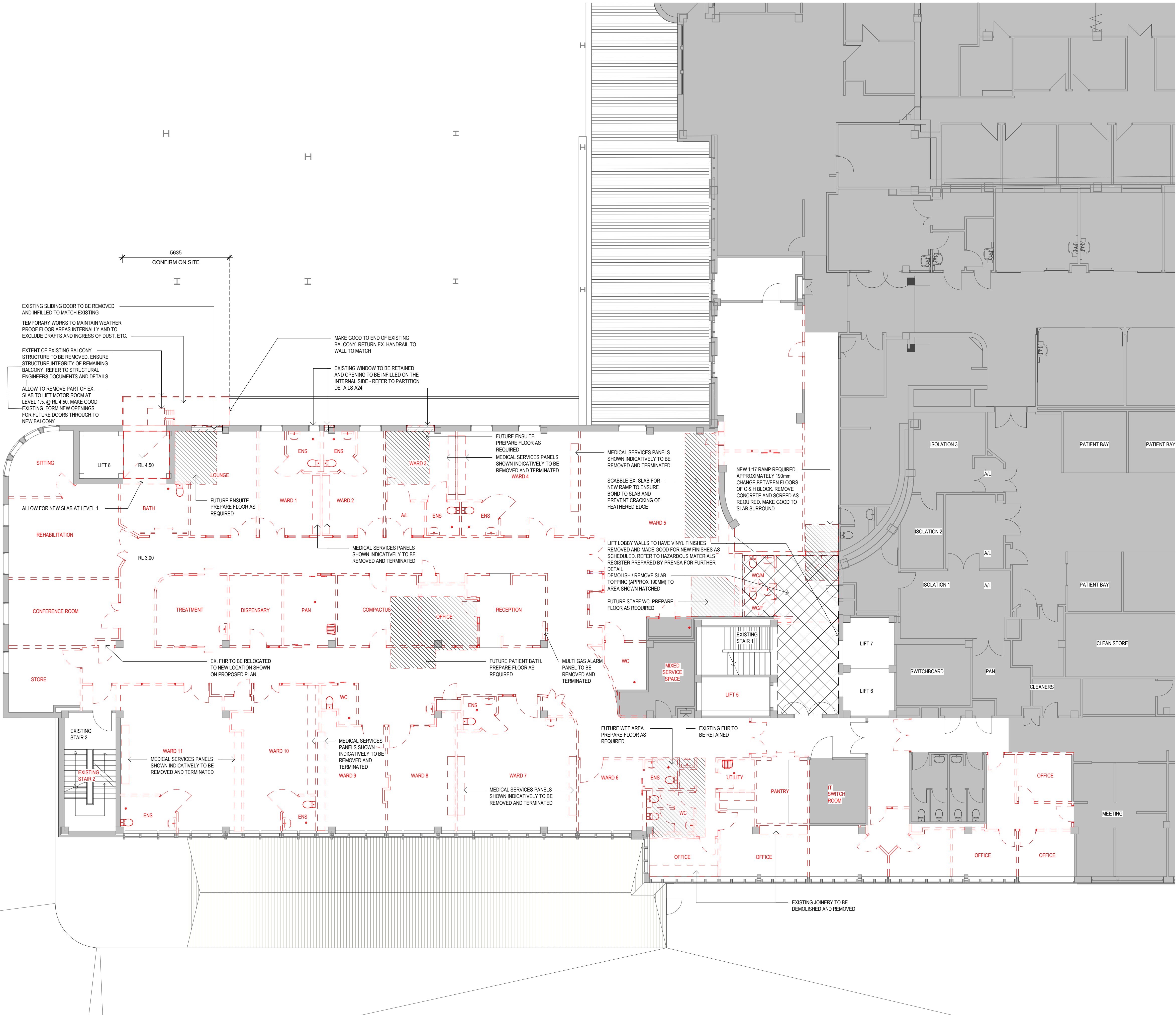
• PRIOR TO COMMENCEMENT OF DEMOLITION, ENSURE THAT THE TOTAL WORK SITE AREA HAS BEEN ENCLOSED WITH DUST PROOF HOARDING. LIAISE WITH ROYAL HOBBART HOSPITAL NOMINATED INFECTION CONTROL OFFICER AND OHS OFFICER, AND CARRY OUT WORKS TO THE STANDARDS AND RECOMMENDATIONS OF ROYAL HOBBART HOSPITAL.

• THE SCOPE OF THESE WORKS REQUIRES THE "RE-INSTATEMENT AND MAKING GOOD" TO ALL EXISTING WORKS AFFECTED BY THE NEW CONSTRUCTION WORK AND AT THE JUNCTION WITH THE NEW WORKS.

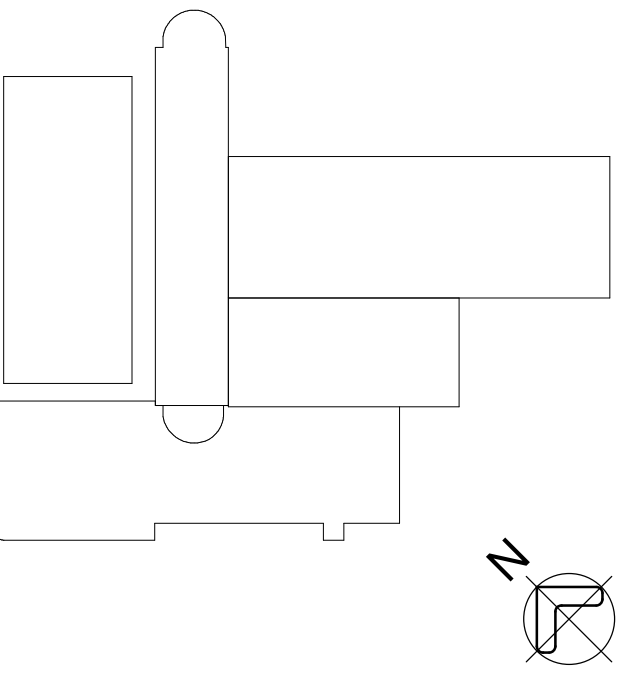
• MAKING GOOD INCLUDES "LOCALIZED" PATCHING, PAINTING, RE-INSTATEMENT OF FINISHES AND SURFACES AFFECTED BY THE WORKS, INCLUDING, BUT NOT LIMITED TO: WALLS, WALL FINISHES, FLOORS, FLOOR FINISHES, CEILINGS, CEILING FINISHES, DOORS AND DOOR FRAME AND FINISHES, AND ALL OTHER MISCELLANEOUS FITTINGS AND FIXTURES INCLUDING ROOF.

• REFER TO SERVICES ENGINEERING DRAWINGS FOR THE NOMINAL EXTENT OF CEILINGS TO BE REMOVED & RE-INSTATED IN AREAS OUTSIDE THE MAIN WORKS OF THIS FLOOR. FOR THE INSTALLATION AND ALTERATIONS TO SERVICES, RE-INSTATEMENT INCLUDES, PATCHING AND PAINTING AS REQUIRED.

• REMOVE ALL EXISTING FLOOR FINISHES AND SUBSTRATE. PREPARE, PATCH AND LEVEL FLOORS FOR NEW FINISHES AS SPECIFIED.



KEY PLAN



REV	DESCRIPTION	DRN	DATE
A	ISSUED FOR REVIEW	AA	16/09/2020
B	ISSUED FOR INFORMATION	AA	14/12/2020
C	PROGRESS ISSUE FOR CLIENT	AA	28/03/2021
D	ISSUED FOR INFORMATION	AA	04/04/2021
E	ISSUED FOR INFORMATION	AA	23/04/2021
F	ISSUED TO QUANTITY SURVEYOR	AA	21/05/2021
G	ISSUED FOR PRE-TENDER	AA	28/05/2021
H	ISSUED FOR TENDER	AA	03/06/2021
J	BAT/ENDER ISSUE	SJN	08/06/2021

COPYRIGHT

ALL RIGHTS RESERVED. THIS WORK IS COPYRIGHT AND CANNOT BE REPRODUCED OR COPIED IN ANY FORM OR BY ANY MEANS (GRAPHIC, ELECTRONIC OR MECHANICAL INCLUDING PHOTOCOPYING) WITHOUT THE WRITTEN PERMISSION OF THE PRINCIPAL UNDER THE TERMS OF THE CONTRACT. ANY LICENCE, EXPRESS OR IMPLIED, TO USE THE DOCUMENT FOR ANY PURPOSE WHATSOEVER IS RESTRICTED TO THE TERMS OF THE AGREEMENT OR IMPLIED AGREEMENT WITH THE PRINCIPAL UNDER THE TERMS OF THE CONTRACT.

DIMENSIONS

USE FIGURED DIMENSIONS, DO NOT SCALE. CONTRACTORS MUST VERIFY ALL DIMENSIONS ON THE SITE BEFORE COMMENCING ANY WORK OR MAKING ANY SHOP DRAWING WHICH MUST BE SUBMITTED AND REVIEWED BEFORE MANUFACTURE.

FIXTURES, FITTINGS & EQUIPMENT SPECIFICATIONS

SUBSTITUTE FF&E EQUIPMENT SPECIFICATIONS
THE FIT-OUT DESIGN AND DOCUMENTATION HAS BEEN COMPLETED ON THE BASIS OF FF&E AND EQUIPMENT ADVISED TO THIS OFFICE AT THE TIME OF BRIEFING THE DESIGN. THE DESIGN PROVISIONS FOR FF&E AND EQUIPMENT INCORPORATES SPATIAL ALLOCATIONS, SERVICING, LOADING AND ACCESS CLEARANCES AND WHERE APPROPRIATE SERVICES REQUIREMENTS, HAVING DUE REGARD FOR SURROUNDING FIXTURES AND FITTINGS. IT SHOULD BE NOTED THAT SUBSTITUTE FF&E OR EQUIPMENT WITH ALTERNATE SPECIFICATIONS SHOULD NOT BE PROCURED PRIOR TO VALIDATING THOSE SPECIFICATIONS AGAINST THE ITEM CONTROL SCHEDULE AND DESIGN PROVISIONS IN THE MODEL. THIS OFFICE ACCEPTS NO RESPONSIBILITY FOR THE PROCUREMENT OF SUBSTITUTE FF&E AND EQUIPMENT WHICH HAS NOT BEEN REVIEWED AND VALIDATED AGAINST THE ORIGINAL DESIGN PROVISIONS.

SERVICE POINTS DISCLAIMER

THE SERVICE POINTS IDENTIFIED ON THESE DRAWINGS HAVE BEEN OVERLAYED FROM THE BUILDING SERVICES ENGINEERING MODEL AND ARE PROVIDED FOR INFORMATION AND SET-OUT PURPOSES ONLY. WE HAVE BEEN ADVISED BY THE SERVICES ENGINEERS THAT THE POINTS REPRESENTED ON THESE DRAWINGS ARE CORRECT AT THE TIME OF PUBLICATION. THIS OFFICE DOES NOT WARRANT THE ACCURACY OF THIS DATA. REFER TO THE BUILDING SERVICES ENGINEERING DOCUMENTATION FOR THE INSTALLATION OF THE SERVICES POINTS, AND THE INTERFACE BETWEEN THE SERVICES POINTS AND THE RESPECTIVE ENGINEERING SYSTEMS.

ISSUED FOR INFORMATION

ARCHITECTS

BPSM architects
Bryan Parkes Strugg & Moon

STH

ABN: 21 134 476 065
PELACO COMPLEX, BUILDING 3, LEVEL 2
21-31 GOODWOOD ST, RICHMOND VIC 3121, AUSTRALIA
PH: (03) 9885 2533 FAX: (03) 9885 2455

THIS ARCHITECTURAL DESIGN IS THE COPYRIGHT OF
SILVER THOMAS HANLEY (AUS) PTY LTD ABN 21 134 476 065
AND SHALL NOT BE REPRODUCED WITHOUT THEIR WRITTEN PERMISSION

CLIENT



RHH
ROYAL HOBBART HOSPITAL

PROJECT

RHH - ICU EXPANSION, H
BLOCK, LEVEL ONE

48 LIVERPOOL STREET, HOBART

DRAWING TITLE

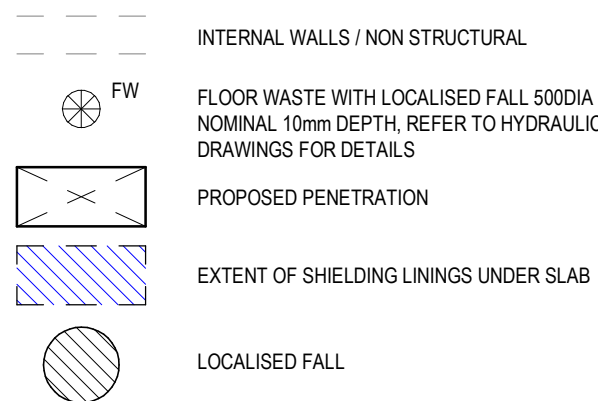
DEMOLITION PLAN - LEVEL 01
- ICU

SCALE 1:100@A1 DATE 07/30/20 DRAWN BY AA CHECKED SS

PROJECT No DRAWING No REVISION

10465 A12-001

LEGEND



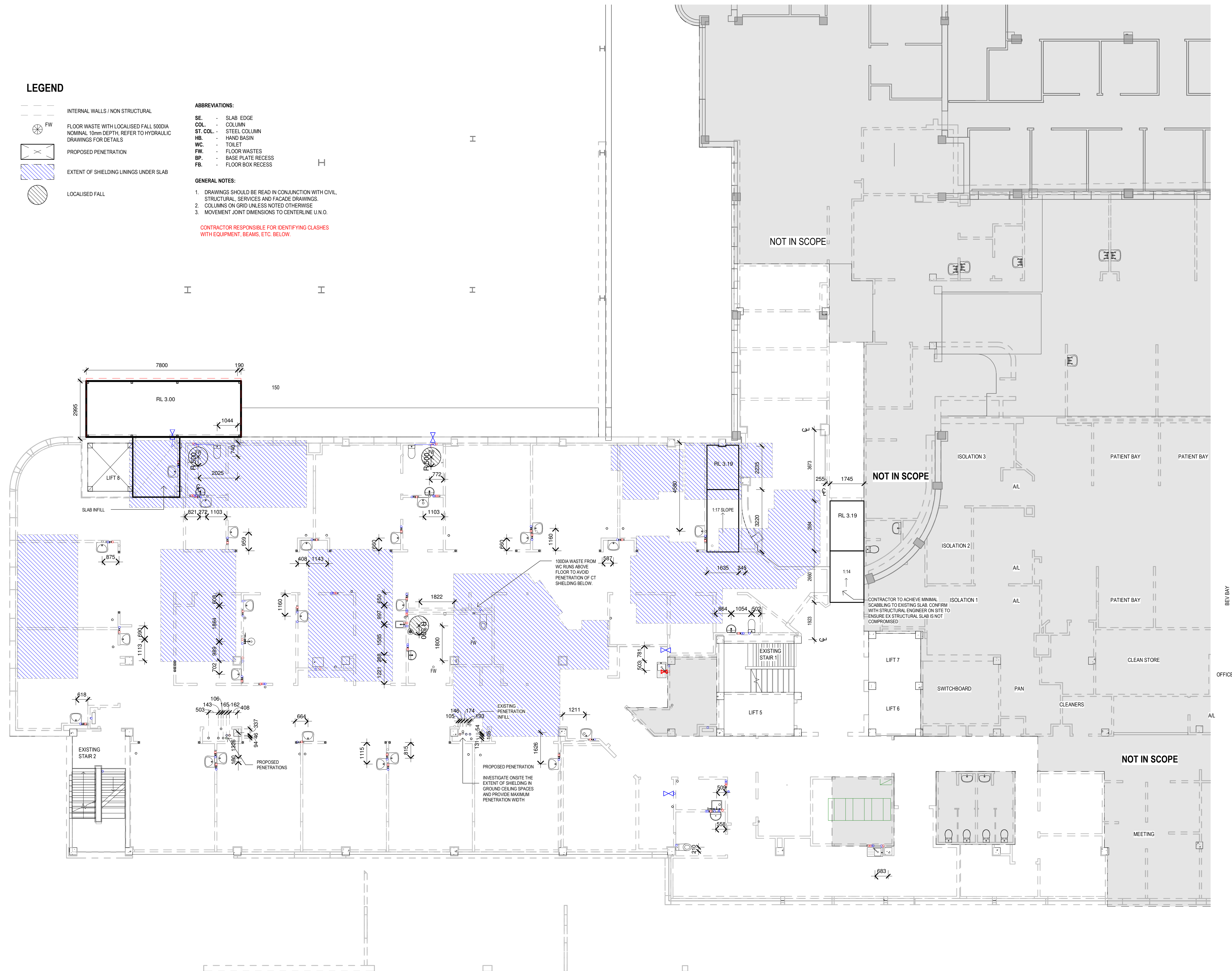
ABBREVIATIONS:

SE. - SLAB EDGE
COL. - COLUMN
ST. COL. - STEEL COLUMN
HB. - HAND BASIN
WC. - TOILET
FW. - FLOOR WASTES
BP. - BASE PLATE RECESS
FB. - FLOOR BOX RECESS

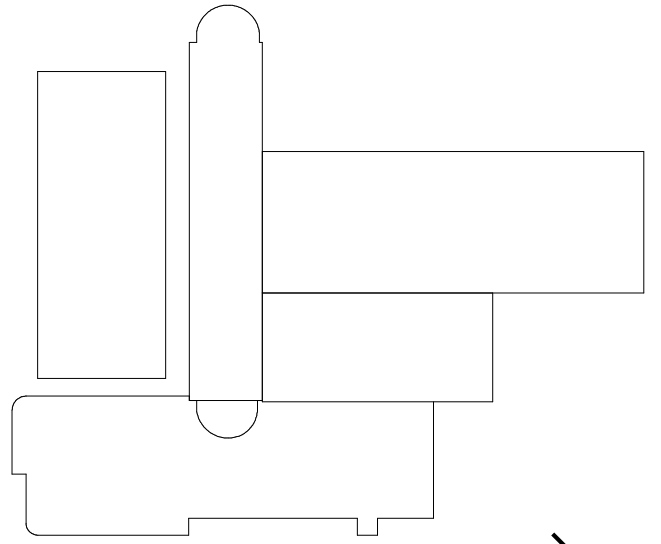
GENERAL NOTES:

1. DRAWINGS SHOULD BE READ IN CONJUNCTION WITH CIVIL, STRUCTURAL, SERVICES AND FACADE DRAWINGS.
2. COLUMNS ON GRID UNLESS NOTED OTHERWISE.
3. MOVEMENT JOINT DIMENSIONS TO CENTERLINE U.N.O.

CONTRACTOR RESPONSIBLE FOR IDENTIFYING CLASHES WITH EQUIPMENT, BEAMS, ETC. BELOW.



KEY PLAN



REV	DESCRIPTION	DRN	DATE
A	ISSUED FOR INFORMATION	AA	23/04/2021
B	ISSUED TO QUANTITY SURVEYOR	AA	21/05/2021
C	ISSUED FOR PRE-TENDER	AA	20/05/2021
D	ISSUED FOR TENDER	AA	10/06/2021
E	BATENDER ISSUE	SJN	08/06/2021

COPYRIGHT

ALL RIGHTS RESERVED. THIS WORK IS COPYRIGHT AND CANNOT BE REPRODUCED OR COPIED IN ANY FORM OR BY ANY MEANS (GRAPHIC, ELECTRONIC OR MECHANICAL INCLUDING PHOTOCOPYING) WITHOUT THE WRITTEN PERMISSION OF THE PRINCIPAL UNDER THE TERMS OF THE CONTRACT. ANY LICENCE, EXPRESS OR IMPLIED, TO USE THE DOCUMENT FOR ANY PURPOSE WHATSOEVER IS RESTRICTED TO THE TERMS OF THE AGREEMENT OR IMPLIED AGREEMENT WITH THE PRINCIPAL UNDER THE TERMS OF THE CONTRACT.

DIMENSIONS

USE FIGURED DIMENSIONS, DO NOT SCALE. CONTRACTORS MUST VERIFY ALL DIMENSIONS ON THE SITE BEFORE COMMENCING ANY WORK OR MAKING ANY SHOP DRAWING WHICH MUST BE SUBMITTED AND REVIEWED BEFORE MANUFACTURE.

FIXTURES, FITTINGS & EQUIPMENT SPECIFICATIONS

SUBSTITUTE FF&E EQUIPMENT SPECIFICATIONS
THE FIT-OUT DESIGN AND DOCUMENTATION HAS BEEN COMPLETED ON THE BASIS OF FF&E AND EQUIPMENT ADVISED TO THIS OFFICE AT THE TIME OF BRIEFING THE DESIGN. THE DESIGN PROVISIONS FOR FF&E AND EQUIPMENT INCORPORATES SPATIAL ALLOCATIONS, SERVICING, LOADING AND ACCESS CLEARANCES AND WHERE APPROPRIATE SERVICES REQUIREMENTS, HAVING DUE REGARD FOR SURROUNDING FIXTURES AND FITTINGS. IT SHOULD BE NOTED THAT SUBSTITUTE FF&E OR EQUIPMENT WITH ALTERNATE SPECIFICATIONS SHOULD NOT BE PROCURED PRIOR TO VALIDATING THOSE SPECIFICATIONS AGAINST THE ITEM CONTROL SCHEDULE AND DESIGN PROVISIONS IN THE MODEL. THIS OFFICE ACCEPTS NO RESPONSIBILITY FOR THE PROCUREMENT OF SUBSTITUTE FF&E AND EQUIPMENT WHICH HAS NOT BEEN REVIEWED AND VALIDATED AGAINST THE ORIGINAL DESIGN PROVISIONS.

SERVICE POINTS DISCLAIMER

THE SERVICE POINTS IDENTIFIED ON THESE DRAWINGS HAVE BEEN OVERLAYED FROM THE BUILDING SERVICES ENGINEERING MODEL AND ARE PROVIDED FOR INFORMATION AND SET-OUT PURPOSES ONLY. WE HAVE BEEN ADVISED BY THE SERVICES ENGINEERS THAT THE POINTS REPRESENTED ON THESE DRAWINGS ARE CORRECT AT THE TIME OF PUBLICATION. THIS OFFICE DOES NOT WARRANT THE ACCURACY OF THIS DATA. REFER TO THE BUILDING SERVICES ENGINEERING DOCUMENTATION FOR THE INSTALLATION OF THE SERVICES POINTS, AND THE INTERFACE BETWEEN THE SERVICES POINTS AND THE RESPECTIVE ENGINEERING SYSTEMS.

ISSUED FOR INFORMATION

ARCHITECTS



ABN: 21 134 476 065
PELACO COMPLEX, BUILDING 3, LEVEL 2
21-31 GOODWOOD ST, RICHMOND VIC 3121, AUSTRALIA
PH: (03) 9885 2533 FAX: (03) 9885 2455

THIS ARCHITECTURAL DESIGN IS THE COPYRIGHT OF
SILVER THOMAS HANLEY (AUS) PTY LTD ABN 21 134 476 065
AND SHALL NOT BE REPRODUCED WITHOUT THEIR WRITTEN PERMISSION

CLIENT



PROJECT

RHH - ICU EXPANSION, H BLOCK, LEVEL ONE

48 LIVERPOOL STREET, HOBART

DRAWING TITLE

**STRUCTURAL SLAB SETOUT
PLAN - LEVEL 01 - ICU**

SCALE 1:100@A1 DATE 04/06/21 DRAWN BY AA CHECKED SS

PROJECT No 10465 DRAWING No A21-001 REVISION

10465 A21-001 **E**

READ IN CONJUNCTION WITH CONSULTANTS DOCUMENTS

 DENOTES EXISTING WALLS DENOTES NEW FIRE COMPARTMENT
WALL - 2 HR FIRE RATED

 DENOTES EXISTING FIRE
COMPARTMENT WALL

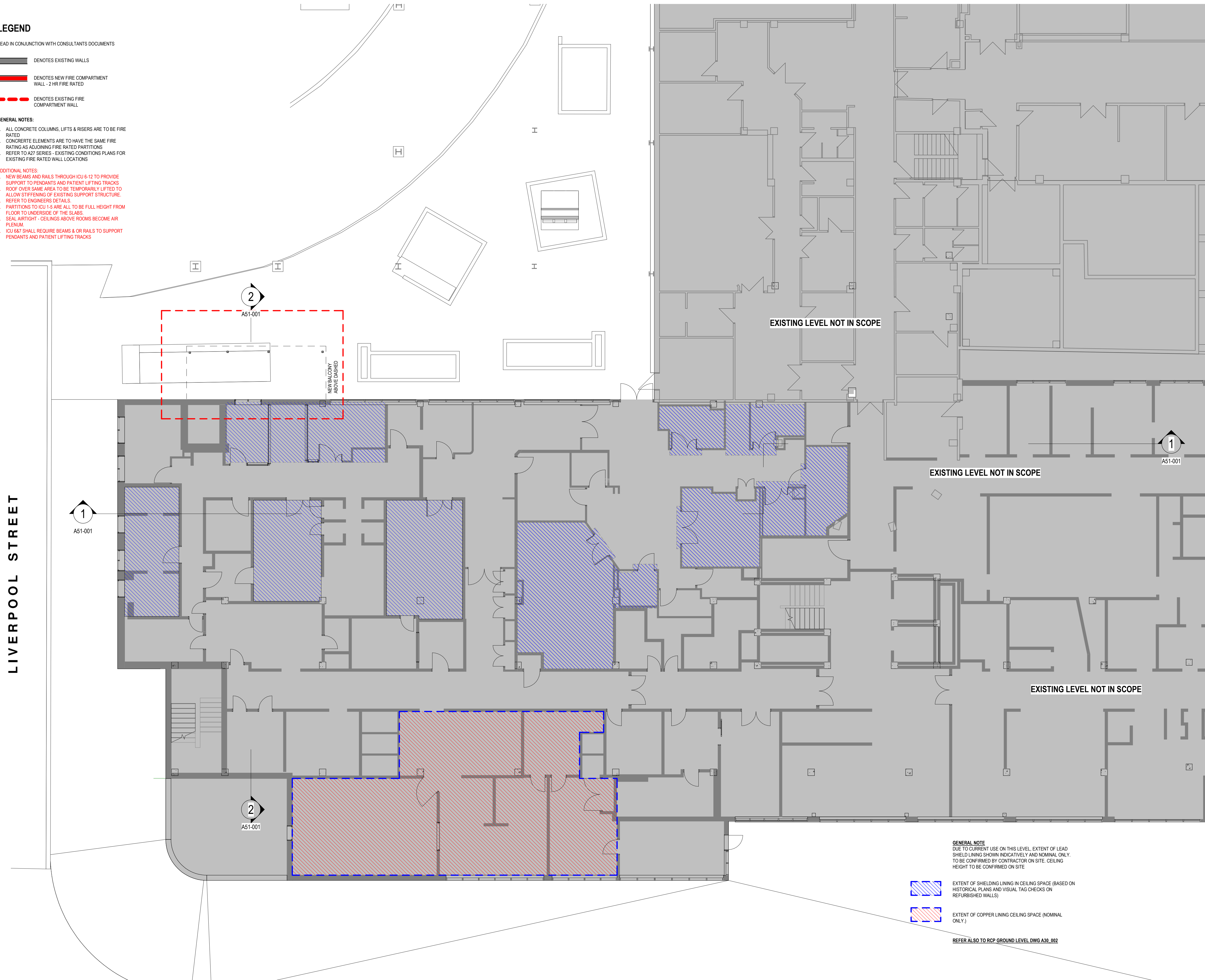
GENERAL NOTES:

1. ALL CONCRETE COLUMNS, LIFTS & RISERS ARE TO BE FIRE RATED
2. CONCRERTE ELEMENTS ARE TO HAVE THE SAME FIRE RATING AS ADJOINING FIRE RATED PARTITIONS
3. REFER TO A27 SERIES - EXISTING CONDITIONS PLANS FOR EXISTING FIRE RATED WALL LOCATIONS

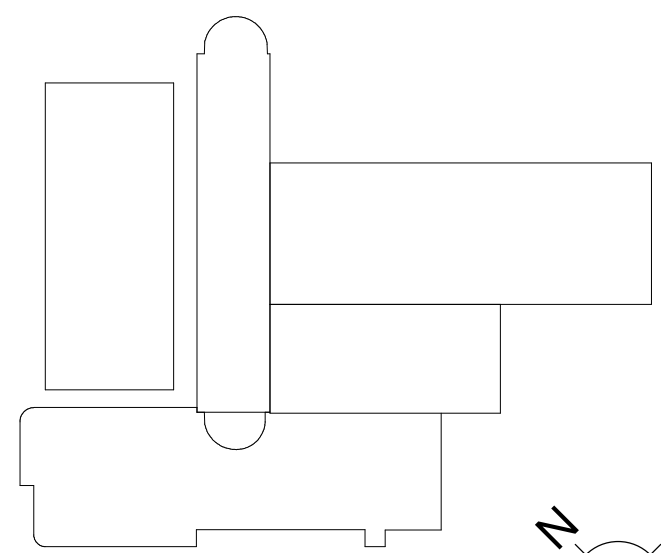
ADDITIONAL NOTES:

1. NEW BEAMS AND RAILS THROUGH ICI 6-12 TO PROVIDE SUPPORT TO PENDANTS AND PATIENT LIFTING TRACKS
2. ROOF OVER SAME AREA TO BE TEMPORARILY LIFTED TO ALLOW STIFFENING OF EXISTING SUPPORT STRUCTURE.
3. REFER TO ENGINEERS DETAILS.
4. PARTITIONS TO ICI 1-5 ARE ALL TO BE FULL HEIGHT FROM FLOOR TO UNDERSIDE OF THE SLABS.
5. SEAL AIRTIGHT - CEILINGS ABOVE ROOMS BECOME AIR PLENUM.
6. ICI 6&7 SHALL REQUIRE BEAMS & OR RAILS TO SUPPORT PENDANTS AND PATIENT LIFTING TRACKS

LIVERPOOL STREET



— KEY PLAN

[illegible]

COPYRIGHT

ALL RIGHTS RESERVED. THIS WORK IS COPYRIGHTED AND CANNOT BE REPRODUCED OR COPIED IN ANY FORM OR BY ANY MEANS (GRAPHIC, ELECTRONIC OR MECHANICAL, INCLUDING PHOTOCOPYING) WITHOUT THE WRITTEN PERMISSION OF THE PRINCIPAL UNDER THE TERMS OF THE CONTRACT. ANY LICENCE, EXPRESS OR IMPLIED, TO USE THE DOCUMENT FOR ANY PURPOSE WHATSOEVER IS RESTRICTED TO THE TERMS OF THE AGREEMENT OR IMPLIED AGREEMENT WITH THE PRINCIPAL UNDER THE TERMS OF THE CONTRACT.

DIMENSIONS

USE FIGURED DIMENSIONS, DO NOT SCALE. CONTRACTORS MUST VERIFY ALL DIMENSIONS ON THE SITE BEFORE COMMENCING ANY WORK OR MAKING ANY SHOP DRAWING WHICH MUST BE SUBMITTED AND REVIEWED BEFORE MANUFACTURE.

FIXTURES, FITTINGS & EQUIPMENT SPECIFICATIONS

SUBSTITUTE FFE EQUIPMENT SPECIFICATIONS

THE FIT-OUT DESIGN AND DOCUMENTATION HAS BEEN COMPLETED ON THE BASIS OF FFE AND EQUIPMENT ADVISED TO THIS OFFICE AT THE TIME OF BRIEFING THE DESIGN. THE DESIGN PROVISIONS FOR FFE & EQUIPMENT INCORPORATES SPATIAL ALLOCATIONS, SERVICING, LOADING AND ACCESS CLEARANCES AND WHERE NECESSARY SERVICES AND EQUIPMENT RECORDS AND RECORDS OF THE SURROUNDING FIXTURES AND FITTINGS. IT SHOULD BE NOTED THAT SUBSTITUTE FFE AND EQUIPMENT WITH ALTERNATE SPECIFICATIONS SHOULD NOT BE PROCURED PRIOR TO VALIDATING THOSE SPECIFICATIONS AGAINST THE ITEM CONTROL SCHEDULE AND DESIGN PROVISIONS IN THE MODEL. THIS OFFICE ACCEPTS NO RESPONSIBILITY FOR THE ACCURACY OR PART OF SUCH FFE AND EQUIPMENT SPECIFICATIONS. THE DESIGN HAS BEEN REVIEWED AND VALIDATED AGAINST THE ORIGINAL DESIGN PROVISIONS.

SERVICE POINTS DISCLAIMER

THE SERVICE POINTS IDENTIFIED ON THESE DRAWINGS HAVE BEEN OVERLAYED FROM THE BUILDING SERVICES ENGINEERING MODEL, AND ARE PROVIDED FOR INFORMATION AND SET-OUT PURPOSES ONLY. WE HAVE BEEN ADVISED BY THE SERVICES ENGINEERS THAT THE POINTS SHOWN ON THESE DRAWINGS ARE CORRECT AT THE TIME OF PUBLICATION. THIS OFFICE DOES NOT WARRANT THE ACCURACY OF THIS DATA. REFER TO THE BUILDING SERVICES ENGINEERING DOCUMENTATION FOR THE INSTALLATION OF THE SERVICES POINTS, AND THE INTERFACE BETWEEN THE SERVICES POINTS AND THE RESPECTIVE ENGINEERING SYSTEMS.

ISSUED FOR INFORMATION

- ARCHITECTS

BPSM architects
Bush Parkes Shugg & Moon

STH

ABN: 21 134 476 065
 PELACO COMPLEX, BUILDING 3, LEVEL 2
 21-31 GOODWOOD ST, RICHMOND VIC 3121, AUSTRALIA

THIS ARCHITECTURAL DESIGN IS THE COPYRIGHT OF
SILVER THOMAS HANLEY (AUS) PTY LTD ABN 21 134 476 065
AND SHALL NOT BE REPRODUCED WITHOUT THEIR WRITTEN PERMISSION

— CLIENT



RHH
ROYAL HOBART HOSPITAL

— PROJECT

RHH - ICU EXPANSION, H BLOCK, LEVEL ONE

48 LIVERPOOL STREET, HOBART

- DRAWING TITLE

PROPOSED FLOOR PLAN - LEVEL GROUND

SCALE DATE DRAWN BY CHECKED
1-100@A1 04/21/21 AA SS

PROJECT No. 10465 DRAWING No. A22-002 REVISION

BIM 360://Royal Hobart Hospital - ICU Expansion/RHHICU_BUILDING.M

LEGEND

READ IN CONJUNCTION WITH CONSULTANTS DOCUMENTS

- DENOTES EXISTING WALLS
- DENOTES NEW FIRE COMPARTMENT WALL - 2 HR FIRE RATED
- DENOTES EXISTING FIRE COMPARTMENT WALL

GENERAL NOTES:

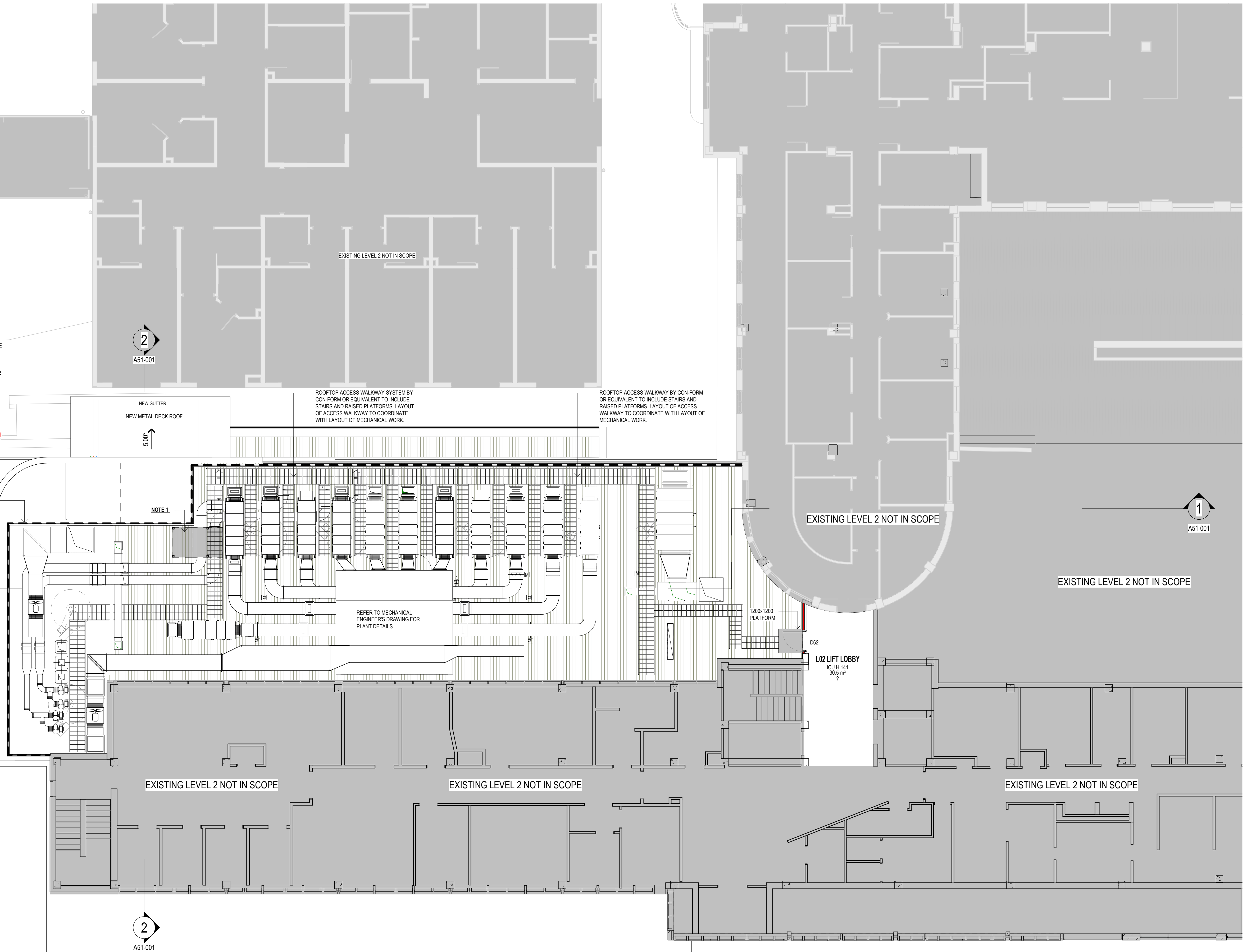
- ALL CONCRETE COLUMNS, LIFTS & RISERS ARE TO BE FIRE RATED
- CONCRETE ELEMENTS ARE TO HAVE THE SAME FIRE RATINGS AS ADJOINING FIRE RATED PARTITIONS
- REFER TO A27 SERIES - EXISTING CONDITIONS PLANS FOR EXISTING FIRE RATED WALL LOCATIONS

ADDITIONAL NOTES:

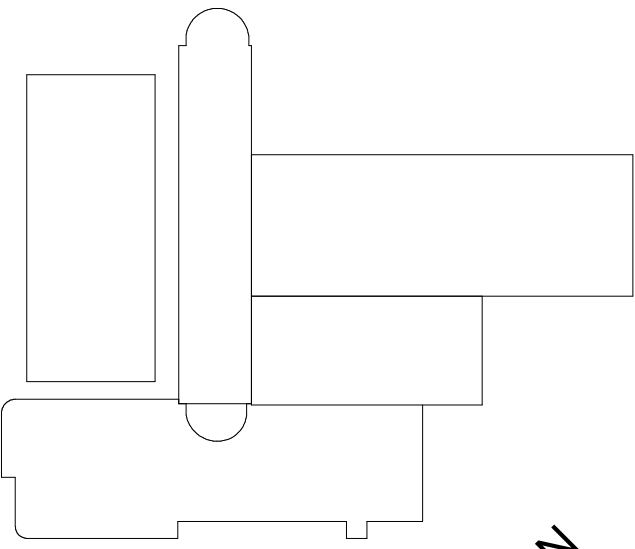
- NEW BEAMS AND RAILS THROUGH ICU 6-12 TO PROVIDE SUPPORT TO PENDANTS AND PATIENT LIFTING TRACKS
- ROOF OVER SAME AREA TO BE TEMPORARILY LIFTED TO ALLOW STIFFENING OF EXISTING SUPPORT STRUCTURE
- REFER TO ENGINEERS DETAILS
- PARTITIONS TO ICU 1-5 ARE ALL TO BE FULL HEIGHT FROM FLOOR TO UNDERSIDE OF THE SLABS
- SEAL AIRTIGHT - CEILINGS ABOVE ROOMS BECOME AIR PLENUM
- ICU 6&7 SHALL REQUIRE BEAMS & OR RAILS TO SUPPORT PENDANTS AND PATIENT LIFTING TRACKS

NEW ACOUSTIC RATED SCREEN BY CONFORM OR EQUIVALENT. SHOP DRAWING TO BE SUBMITTED FOR APPROVAL. SCREENS TO SUIT PLATFORMS REQUIRED FOR MECHANICAL SERVICES. HEIGHT OF SCREENS TO MATCH WINDOW HEADS ON LEVEL 2 - H BLOCK U.N.O

NOTE 1: NOMINATED LOCATION FOR NEW CABINET, LIFT CONTROLS AND PUMP. AS PART OF THE ACCESS WALKWAY. PROVIDE 2.0X2.0M PLATFORM RAISED ABOVE MECHANICAL DUCTING AS REQUIRED. TK ELEVATORS TO THEN INSTALL AS NOMINATED SUB CONTRACTOR A NEW CABINET FOR LIFT HYDRAULICS PUMP AND CONTROLS APPROX. 1.5W X 1.0D X 2.0H. MAIN CONTRACTOR TO THEN COMPLETE A ROOF 2.0X2.0M OVER CABINET AND PLATFORM



KEY PLAN



REV	DESCRIPTION	DRN	DATE
A	ISSUED FOR INFORMATION	AA	23/04/2021
B	ISSUED TO QUANTITY SURVEYOR	AA	21/05/2021
C	ISSUED FOR PRE-TENDER	AA	20/05/2021
D	ISSUED FOR TENDER	AA	13/06/2021
E	BATTENDER ISSUE	SJN	08/06/2021

COPYRIGHT

ALL RIGHTS RESERVED. THIS WORK IS COPYRIGHT AND CANNOT BE REPRODUCED OR COPIED IN ANY FORM OR BY ANY MEANS (GRAPHIC, ELECTRONIC OR MECHANICAL INCLUDING PHOTOCOPYING) WITHOUT THE WRITTEN PERMISSION OF THE PRINCIPAL UNDER THE TERMS OF THE CONTRACT. ANY LICENCE, EXPRESS OR IMPLIED, TO USE THE DOCUMENT FOR ANY PURPOSE WHATSOEVER IS RESTRICTED TO THE TERMS OF THE AGREEMENT OR IMPLIED AGREEMENT WITH THE PRINCIPAL UNDER THE TERMS OF THE CONTRACT.

DIMENSIONS

USE FIGURED DIMENSIONS, DO NOT SCALE. CONTRACTORS MUST VERIFY ALL DIMENSIONS ON THE SITE BEFORE COMMENCING ANY WORK OR MAKING ANY SHOP DRAWING WHICH MUST BE SUBMITTED AND REVIEWED BEFORE MANUFACTURE.

FIXTURES, FITTINGS & EQUIPMENT SPECIFICATIONS

SUBSTITUTE FF&E EQUIPMENT SPECIFICATIONS
THE FIT-OUT DESIGN AND DOCUMENTATION HAS BEEN COMPLETED ON THE BASIS OF FF&E AND EQUIPMENT ADVISED TO THIS OFFICE AT THE TIME OF BRIEFING THE DESIGN. THE DESIGN PROVISIONS FOR FF&E AND EQUIPMENT INCORPORATES SPATIAL ALLOCATIONS, SERVICING, LOADING AND ACCESS CLEARANCES AND WHERE APPROPRIATE SERVICES REQUIREMENTS, HAVING DUE REGARD FOR SURROUNDING FIXTURES AND FITTINGS. IT SHOULD BE NOTED THAT SUBSTITUTE FF&E OR EQUIPMENT WITH ALTERNATE SPECIFICATIONS SHOULD NOT BE PROCURED PRIOR TO VALIDATING THOSE SPECIFICATIONS AGAINST THE ITEM CONTROL SCHEDULE AND DESIGN PROVISIONS IN THE MODEL. THIS OFFICE ACCEPTS NO RESPONSIBILITY FOR THE PROCUREMENT OF SUBSTITUTE FF&E AND EQUIPMENT WHICH HAS NOT BEEN REVIEWED AND VALIDATED AGAINST THE ORIGINAL DESIGN PROVISIONS.

SERVICE POINTS DISCLAIMER

THE SERVICE POINTS IDENTIFIED ON THESE DRAWINGS HAVE BEEN OVERLAYED FROM THE BUILDING SERVICES ENGINEERING MODEL AND ARE PROVIDED FOR INFORMATION AND SET-OUT PURPOSES ONLY. WE HAVE BEEN ADVISED BY THE SERVICES ENGINEERS THAT THE POINTS REPRESENTED ON THESE DRAWINGS ARE CORRECT AT THE TIME OF PUBLICATION. THIS OFFICE DOES NOT WARRANT THE ACCURACY OF THIS DATA. REFER TO THE BUILDING SERVICES ENGINEERING DOCUMENTATION FOR THE INSTALLATION OF THE SERVICES POINTS, AND THE INTERFACE BETWEEN THE SERVICES POINTS AND THE RESPECTIVE ENGINEERING SYSTEMS.

ISSUED FOR INFORMATION

ARCHITECTS



ABN: 21 134 476 065
PELACO COMPLEX, BUILDING 3, LEVEL 2
21-31 GOODWOOD ST, RICHMOND VIC 3121, AUSTRALIA
PH: (03) 9885 2533 FAX: (03) 9885 2455

THIS ARCHITECTURAL DESIGN IS THE COPYRIGHT OF
SILVER THOMAS HANLEY (AUS) PTY LTD ABN 21 134 476 065
AND SHALL NOT BE REPRODUCED WITHOUT THEIR WRITTEN PERMISSION

CLIENT



PROJECT

RHH - ICU EXPANSION, H BLOCK, LEVEL ONE

48 LIVERPOOL STREET, HOBART

DRAWING TITLE

PROPOSED FLOOR PLAN - LEVEL 02

SCALE: As indicated@A1 DATE: 04/23/21 DRAWN BY: AA CHECKED: SS

PROJECT No: 10465 DRAWING No: A22-003 REVISION: E

SUBSTITUTIONS FOR DEFAULT AND SPECIAL WALL CONSTRUCTION FINISHES

- C1** REPRESENTS LINING TYPE CODES IN LIEU OF STANDARD 13mm THICK PLASTERBOARD. THESE WALLS ARE TO BE READ IN CONJUNCTION WITH THE PARTITION PLANS A24-000 SERIES
- C1** **WET AREAS** - TO FACE OF WALL NOMINATED, BY THE CODE BOX ARROW, DELETE OUTER LAYER OF PLASTERBOARD AND SUBSTITUTE WITH 13mm MOISTURE RESISTANT PLASTERBOARD (FIRE RATED IN FIRE WALLS) OR 9mm VILLABOARD. SEAL AND PREPARE AS SPECIFIED.
- C2** **IMPACT RESISTANCE** - TO FACE OF WALL NOMINATED, BY THE CODE BOX ARROW, DELETE OUTER LAYER OF PLASTERBOARD AND SUBSTITUTE, AS FOLLOWS:
- GENERALLY-13mm IMPACT RESISTANT BOARD, EQUAL TO CSR IMPACTCHEK, 1200 HIGH ABOVE FLOOR OR FULLY LINED TO CEILING LINE, 13mm PLASTERBOARD (FIRE RATED IN FIRE WALLS).
- BASEMENT AND PLANT ROOMS - 12mm FIBRE CEMENT SHEET FULL HEIGHT. SUBSTITUTE ALL CORRIDOR LININGS WITH C2 IMPACT RESISTANT LINING
- C3** **IMPACT RESISTANCE / WET AREAS (COMBINATION OF C1 + C2)** WHERE C3 TAG IS USED, ALL WET AREAS (TOILETS, SHOWERS, ENSUITES, DIRTY UTILITIES ETC), TO HAVE C1 FINISH, AND OPPOSITE SIDE TO HAVE C2 FINISH.

- PARTITION DIMENSIONING NOTES:**
- READ IN CONJUNCTION WITH ARCHITECTURAL PLANS, SECTION, ELEVATIONS, DETAILS, "A24" SERIES PARTITION DETAILS AND CONSULTANTS DOCUMENTS.
 - AREAS SHADED GREY SHALL NOT BE USED - REFER CONTINUED DRAWINGS
 - REFER TO ARCHITECTURAL SPECIFICATION - CEILINGS AND PARTITIONS.
 - REFER TO DOOR AND HARDWARE SCHEDULE AND "60" SERIES KIT OF PARTS DRAWINGS FOR DOOR SIZES.
 - DOOR NIBS ARE 100MM OFF NEAREST WALL UNLESS DIMENSIONED OTHERWISE
 - REFER TO DOOR AND HARDWARE SCHEDULE & "AR-SHED-A910" SERIES (KIT OF PARTS) DRAWINGS FOR DOOR & WINDOW ATTRIBUTES AS WELL AS SIZING
 - ALL DEPARTMENT/SMOKE/FIRE DOORS TO BE CENTERED IN CORRIDORS UNLESS DIMENSIONED OTHERWISE
 - POSITION OF ALL EXISTING WALLS AND CORES TO BE CONFIRMED ON SITE
 - DIMENSIONS MEASURED ON SITE SHALL TAKE PRECEDENCE OVER DIMENSIONS ON THE DRAWINGS.
 - WHERE CODED A FOR ACOUSTIC TREATMENT, PROVIDE MINIMUM 50Gw ACOUSTIGUARD 1KG CAVITY INSULATION
 - FOR ALL CURVED WALLS USE RONDO FLEXI-TRACK WITH LININGS AS CODED.
 - COORDINATE STUDYWORK WITH BEDHEAD SERVICES
 - REFER TO "AR-SHED-G710" SERIES (SPECIAL JOINERY) DRAWINGS FOR SETOUT OF SPECIAL JOINERY UNITS

MEDI-GAS BOXES IN SMOKE WALLS:

- IN-WALL BOXES SHALL BE SMOKE PROOF CONSTRUCTION
- GAS LINES TO BE RUBBER GROMMETED INTO GAS BAR
- BOXES TO BE FIRE SEALED AROUND WALL PENETRATION
- GAS LINES ENTERING FH SMOKE WALLS TO BE SMOKE SEALED AT WALL PENETRATION

WASTE PIPE FIRE WALL PENETRATIONS:

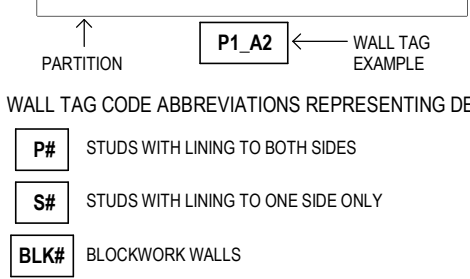
- BASIN & SINK WASTE DISCHARGING INTO FIRE & SMOKE WALL TRAPS & PIPE INTO WALL ARE TO BE COPPER & CONNECT TO PVC WASTE PIPE IN WALL & THE PENETRATION TO BE FIRE SEALED.
- IF PLASTIC PIPES ARE BEING USED IN FIRE WALL, FIRE COLLARS ARE ALSO TO BE INSTALLED AT WALL PENETRATION

OTHER GENERAL NOTES:

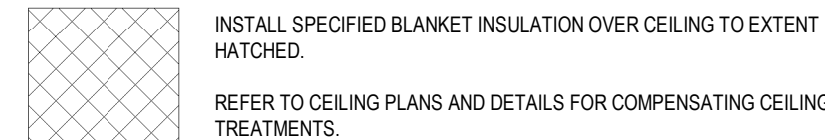
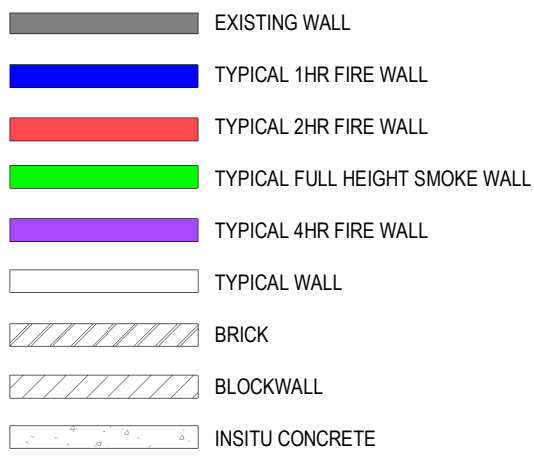
- POWER POINTS IN FIRE WALLS ARE TO BE OF FIRE PROOF CONSTRUCTION
- ALL POWER POINTS ARE TO BE FITTED WITH ACOUSTIC WALL BOXES
- POWER POINTS LOCATED BACK TO BACK IN THE SAME WALL ARE NOT TO BE LOCATED BETWEEN THE SAME STUDS (REFER DETAIL)
- R2.0 POLYESTER INSULATION IS ACOUSTIC
- ON PARTITIONS IN EXTERNAL WALLS, ENCLOSING CAVITIES OR ACTING AS FALSE WALLS, DELETE DESIGNATED LINING ON CAVITY OR INACCESSIBLE SIDE, UNLESS OTHERWISE NOTED.
- FINISH ALL NEW AND EXISTING BRICK, CONCRETE OR BLOCK SUPER STRUCTURE WITH TOP HATS AND 1 LAYER OF 13mm PLASTERBOARD GENERALLY, & 2 LAYERS IN ROOMS ATTACHED TO LIFT SHAFTS, IN ALL AREAS WITH AN ADJACENT SUSPENDED CEILING, UNLESS OTHERWISE NOTED. TOP HATS MAY BE DISPENSED WITH IN CERTAIN LOCATIONS. REFER TO PLAN NOTES.
- THE RELEVANT LENGTH OF THE PARTITION TO WHICH AN APPLYING CODE POINTS, IS DEFINED BY INTERSECTING AND LATERAL WALLS, CHANGES OF DIRECTION, COLUMNS ETC.
- WHERE ADDITIONAL LINING LAYERS ARE REQUIRED FOR ACOUSTIC PURPOSES, THE ARROW ATTACHED TO THE CODE WILL POINT TO THE SIDE OF THE WALL REQUIRING THE MAJORITY OF LAYERS.
- WHERE ADDITIONAL LINING LAYERS ARE CODED FOR PORTION ONLY OF A GIVEN WALL, EXTEND LINING TO NEXT INTERSECTING LATERAL WALL, CHANGE OF DIRECTION OR COLUMN. MAKE ALL WALLS FINISH FLUSH. ALTERNATIVELY, REPOSITION CENTRE LINE OF WALL.
- EXTEND ALL PARTITIONS (STUDS AND LININGS) IN EXTERNAL WALL TO UNDERSIDE OF STRUCTURE OVER AND SEAL. INSTALL IN ALL EXTERNAL WALLS THERMAL INSULATION.
- ALL CONCRETE COLUMNS, LIFTS & RISERS ARE TO BE FIRE RATED.
- CONCRETE ELEMENTS ARE TO HAVE THE SAME FIRE RATINGS AS ADJOINING FIRE PARTITIONS.
- JOINERY: REFER TO A61 SERIES DRAWINGS FOR SPECIAL JOINERY CALLOUT (RECEPTION/STAFF BASES/FEATURE PANNELLING ETC)
- PARTITION SECTIONS ARE INDICATIVE OF WALL THICKNESS, ACOUSTICS, SECURITY, FIRE & SMOKE
- WHERE A CONTROL JOINT (CJ) IS INDICATED IN CORE FILLED BLOCKWORK AT A DOOR/WINDOW OR ALIKE, ALLOW FOR A FULL BLOCK BETWEEN THE CJ AND THE OPENING
- FOR ALL SARKING REQUIREMENTS, REFER TO FACADE CONTRACTORS DOCUMENTATION
- RENDERHARD PLASTER TO CONTINUE ON CONCRETE FACE IF WALLS ALIGNED AND HAVE A RENDERHARD PLASTER FINISH
- PLASTIC PLUMBING IN FIRE WALLS - FIRE COLLAR AT EXIT POINT
- UNLESS NOTED OTHERWISE, ALL ABOUNDING PLANT ROOMS AND DUCTS SHALL HAVE FULL HEIGHT ACOUSTIC WALLS
- FOR FIRE ISOLATION OF SERVICES REFER ENGINEER'S DOCUMENTS
- WALL NOGGINS - REFER TO KIT OF PARTS
- ONLY LIGHT WEIGHT FIXTURES AND WALL CLADDING TO BE FIXED TO STEEL FRAME NOGGINS - STEEL FRAME NOGGINS INDICATED ON PARTITION SECTIONS ARE GENERALLY INDICATIVE ONLY THAT NOGGINS ARE REQUIRED. STEEL NOGGINS AS SUPPLIED BY MANUFACTURER
- TIMBER NOGGINS - STRUCTURAL PLY AS REQUIRED FOR ALL FIXTURES, FITTINGS, HANDRAILS, BUFFER RAILS, GRAB RAILS, EXCEPT WALL HUNG BASINS
- ALL NOGGINS TO BE FLUSH WITH FACE OF STUD & AT CENTRE OF CEILING / PARTITION CONNECTION OR WALL HEIGHT
- ALL LININGS TO BE FULL HEIGHT UNLESS NOTED OTHERWISE (U)
- ALL WALL LININGS TO BE FIXED IN STRICT ACCORDANCE WITH MANUFACTURER'S WRITTEN SPECIFICATIONS. ALL VERTICAL JOINTS TO BE BACK BLOCKED AND STAGGERED
- CONTROL/EXPANSION JOINTS - PROVIDE/INSTALL TO MANUFACTURER'S RECOMMENDATIONS AND DETAILS. LOCATION TO BE APPROVED BY RELEVANT PROJECT CONSULTANT
- BLOCKWORK WALLS - REFER TO STRUCTURAL ENGINEER'S DRAWINGS FOR REINFORCEMENT AND FIXING DETAILS
- ACOUSTICS - LININGS TO WALLS AS REQUIRED BY ACOUSTIC ENGINEERS SPECIFICATION
- HYD. STACK RISERS TO BE LAGGED PIPE WORK TO ACOUSTIC ENGINEERS SPECIFICATION
- FULL HEIGHT SS WALLS - ALL TO BE FITTED WITH DEFLECTION HEADS TO ACCOMMODATE HEAVE AND DEFLECTION
- WHERE LOADS EXCEED MANUFACTURER'S SPECIFICATION, STRUCTURAL SECTION TO BE INCORPORATED IN PARTITIONS TO MANUFACTURERS DETAILS

WALL TAG DESCRIPTION

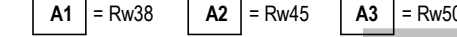
ALL WALLS ARE TAGGED TO REPRESENT THE DEFAULT WALL TYPE & ANY ENHANCED TREATMENTS IF APPLICABLE (AS SPECIFIED BELOW)



PARTITIONS



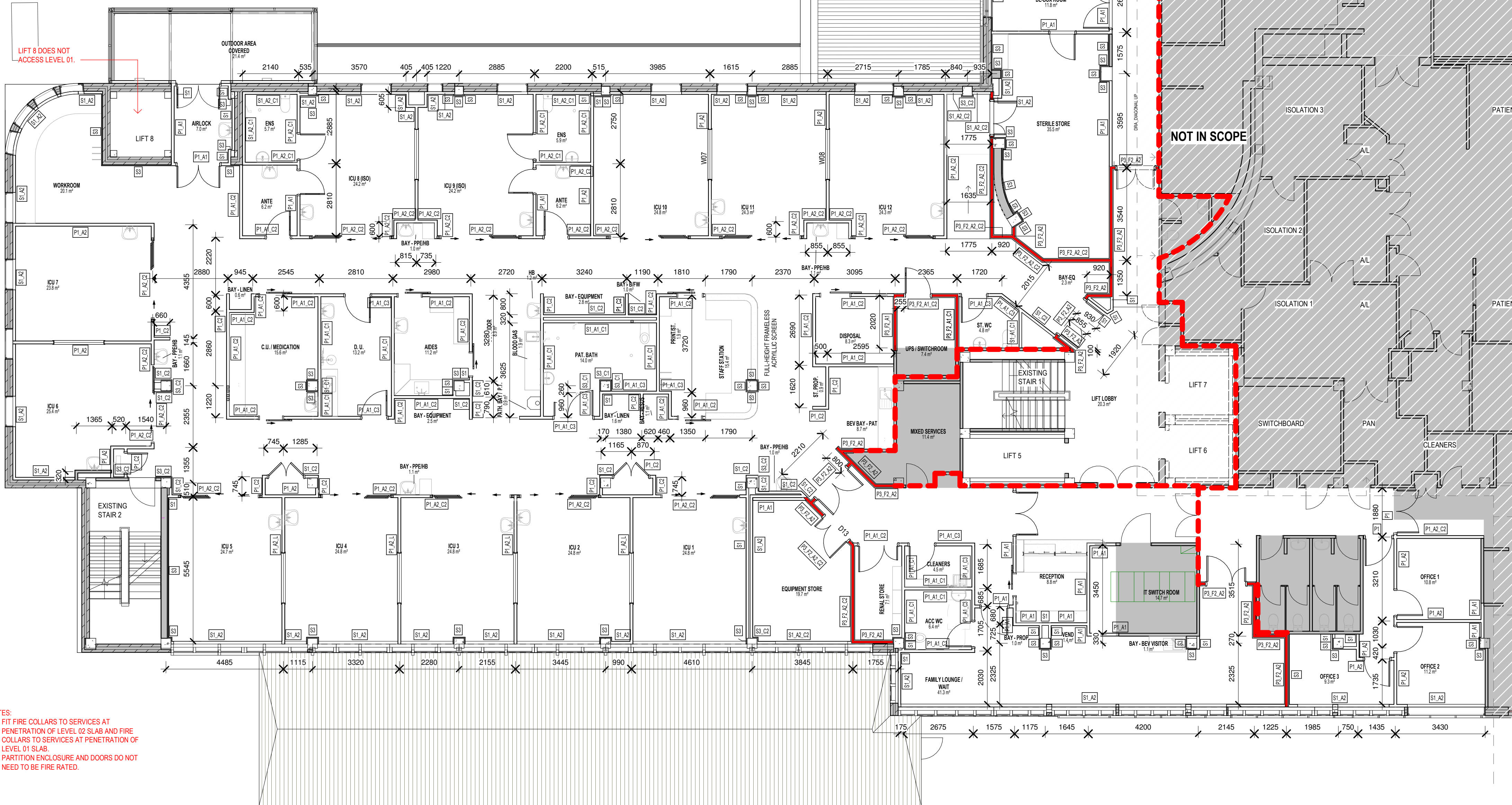
ENHANCED ACOUSTIC, THERMAL:



- SET-OUT PRIORITY/NOMENCLATURE

- GENERAL DIMENSIONS
- DIMENSION TO CENTRE LINE OF STUD
- DIMENSION TO FINISHED FACE
- CLEAR WIDTH OF CORRIDOR
- FINISHED FACE OF TWO OR MORE ADJACENT OR OPPOSITE WALLS TO ALIGN.

BLOCK J OVERHEAD



- NOTES:
- FIT FIRE COLLARS TO SERVICES AT PENETRATION OF LEVEL 02 SLAB AND FIRE COLLARS TO SERVICES AT PENETRATION OF LEVEL 01 SLAB
 - PARTITION ENCLOSURE AND DOORS DO NOT NEED TO BE FIRE RATED.

KEY PLAN

REV DESCRIPTION DRN DATE

A	ISSUED FOR INFORMATION	AA	14/12/2020
B	PROGRESS ISSUE FOR CLIENT	AA	28/03/2021
C	ISSUED FOR INFORMATION	AA	9/04/2021
D	ISSUED FOR INFORMATION	AA	23/04/2021
E	ISSUED TO QUANTITY SURVEYOR	AA	21/05/2021
F	ISSUED FOR PRE-TENDER	AA	26/05/2021
G	ISSUED FOR TENDER	AA	03/06/2021
H	BATENDER ISSUE	SJN	08/06/2021

COPYRIGHT

ALL RIGHTS RESERVED. THIS WORK IS COPYRIGHT AND CANNOT BE REPRODUCED OR COPIED IN ANY FORM OR BY ANY MEANS (GRAPHIC, ELECTRONIC OR MECHANICAL INCLUDING PHOTOCOPYING) WITHOUT THE WRITTEN PERMISSION OF THE PRINCIPAL UNDER THE TERMS OF THE CONTRACT. ANY LICENCE, EXPRESS OR IMPLIED, TO USE THE DOCUMENT FOR ANY PURPOSE WHATSOEVER IS RESTRICTED TO THE TERMS OF THE AGREEMENT OR IMPLIED AGREEMENT WITH THE PRINCIPAL UNDER THE TERMS OF THE CONTRACT.

DIMENSIONS

USE FIGURED DIMENSIONS, DO NOT SCALE. CONTRACTORS MUST VERIFY ALL DIMENSIONS ON THE SITE BEFORE COMMENCING ANY WORK OR MAKING ANY SHOP DRAWING WHICH MUST BE SUBMITTED AND REVIEWED BEFORE MANUFACTURE.

FIXTURES, FITTINGS & EQUIPMENT SPECIFICATIONS

SUBSTITUTE FF&E EQUIPMENT SPECIFICATIONS

THE FIT-OUT DESIGN AND DOCUMENTATION HAS BEEN COMPLETED ON THE BASIS OF FF&E AND EQUIPMENT ADVISED TO THIS OFFICE AT THE TIME OF BRIEFING THE DESIGN. THE DESIGN PROVISIONS FOR FF&E AND EQUIPMENT INCORPORATES SPATIAL ALLOCATIONS, SERVICING, LOADING AND ACCESS CLEARANCES AND WHERE APPROPRIATE SERVICES REQUIREMENTS, HAVING DUE REGARD FOR SURROUNDING FIXTURES AND FITTINGS. IT SHOULD BE NOTED THAT SUBSTITUTE FF&E OR EQUIPMENT WITH ALTERNATE SPECIFICATIONS SHOULD NOT BE PROCURED PRIOR TO VALIDATING THOSE SPECIFICATIONS AGAINST THE ITEM CONTROL SCHEDULE AND DESIGN PROVISIONS IN THE MODEL. THIS OFFICE ACCEPTS NO RESPONSIBILITY FOR THE PROCUREMENT OF SUBSTITUTE FF&E AND EQUIPMENT WHICH HAS NOT BEEN REVIEWED AND VALIDATED AGAINST THE ORIGINAL DESIGN PROVISIONS.

SERVICE POINTS DISCLAIMER

THE SERVICE POINTS IDENTIFIED ON THESE DRAWINGS HAVE BEEN OVERLAYED FROM THE BUILDING SERVICES ENGINEERING MODEL AND ARE PROVIDED FOR INFORMATION AND SET-OUT PURPOSES ONLY. WE HAVE BEEN ADVISED BY THE SERVICES ENGINEERS THAT THE POINTS REPRESENTED ON THESE DRAWINGS ARE CORRECT AT THE TIME OF PUBLICATION. THIS OFFICE DOES NOT WARRANT THE ACCURACY OF THIS DATA. REFER TO THE BUILDING SERVICES ENGINEERING DOCUMENTATION FOR THE INSTALLATION OF THE SERVICES POINTS, AND THE INTERFACE BETWEEN THE SERVICES POINTS AND THE RESPECTIVE ENGINEERING SYSTEMS.

ISSUED FOR INFORMATION

CLAN STURGE ARCHITECTS

BPSM architects STH

ABN: 21 134 476 065
PELACO COMPLEX, BUILDING 3, LEVEL 2
21-31 GOODWOOD ST, RICHMOND VIC 3121, AUSTRALIA
PH: (03) 9865 2553 FAX: (03) 9865 2455

THIS ARCHITECTURAL DESIGN IS THE COPYRIGHT OF SILVER THOMAS HANLEY (AUS) PTY LTD ABN 21 134 476 065 AND SHALL NOT BE REPRODUCED WITHOUT THEIR WRITTEN PERMISSION

CLIENT

MEETING

RHH ROYAL HOBART HOSPITAL

PROJECT

RHH - ICU EXPANSION, H BLOCK, LEVEL ONE

48 LIVERPOOL STREET, HOBART

DRAWING TITLE

PROPOSED PARTITION PLAN

SCALE DATE DRAWN BY CHECKED

1:100@A1 07/31/20 AA SS

PROJECT No DRAWING No REVISION

10465 A24-000 H

LEGEND

READ IN CONJUNCTION WITH CONSULTANTS' DOCUMENTS

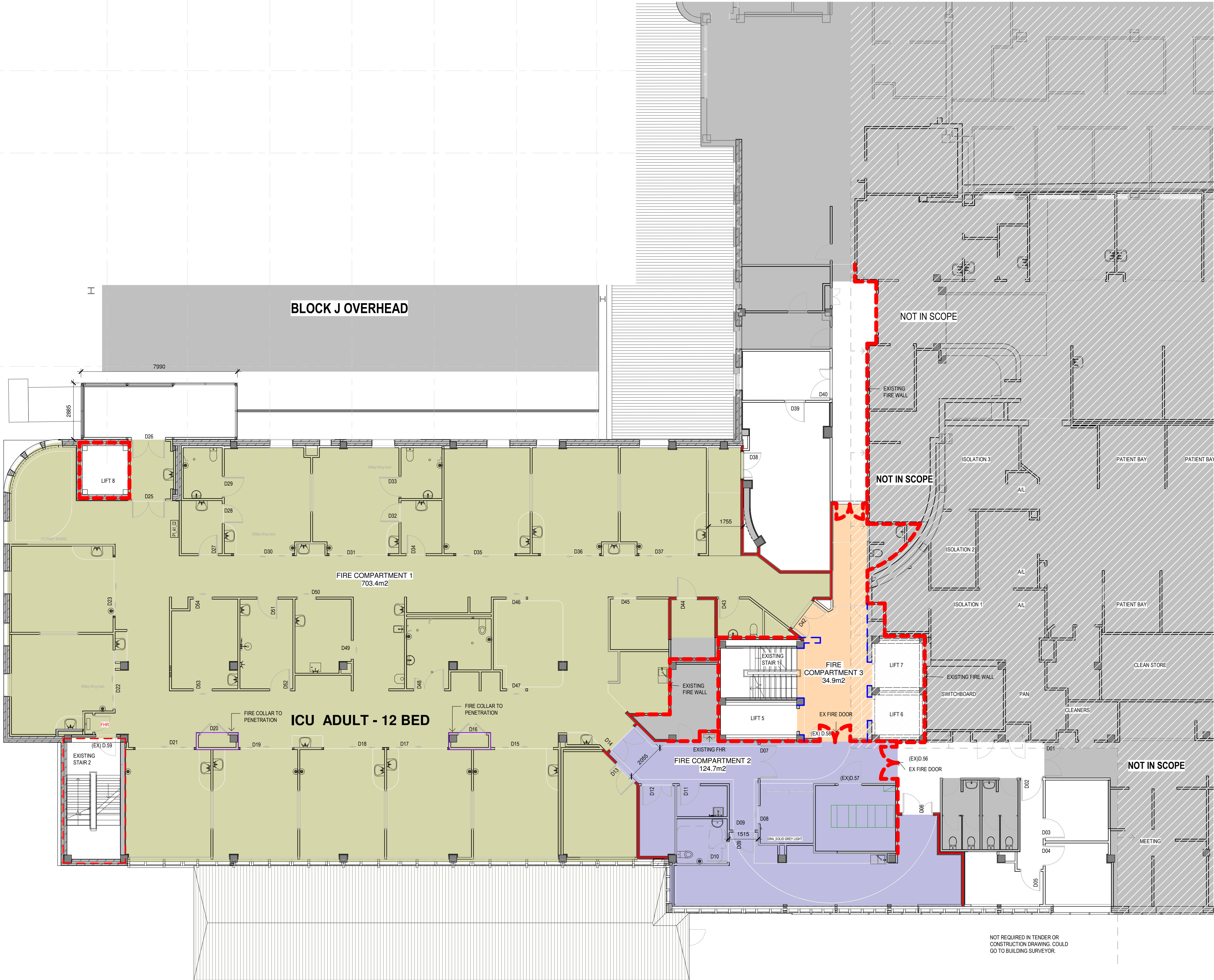
- DENOTES EXISTING WALLS
- DENOTES NEW FIRE COMPARTMENT WALL - 2 HR FIRE RATED
- DENOTES EXISTING FIRE COMPARTMENT WALL

GENERAL NOTES:

- ALL CONCRETE COLUMNS, LIFTS & RISERS ARE TO BE FIRE RATED
- CONCRETE ELEMENTS ARE TO HAVE THE SAME FIRE RATING AS ADJOINING FIRE RATED PARTITIONS
- REFER TO A27 SERIES - EXISTING CONDITIONS PLANS FOR EXISTING FIRE RATED WALL LOCATIONS

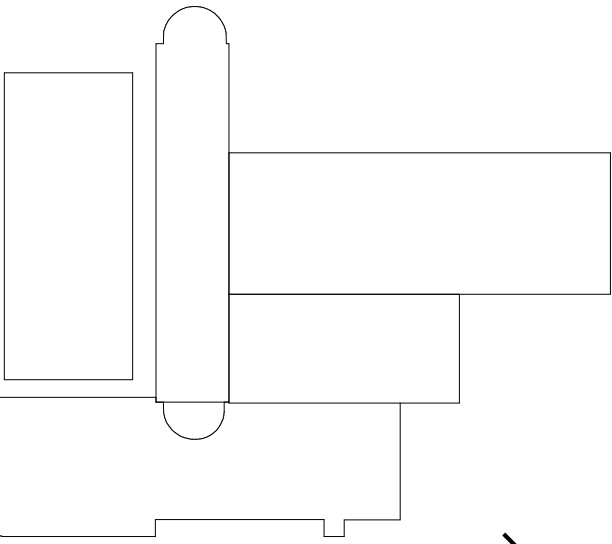
ADDITIONAL NOTES:

- NEW BEAMS AND RAILS THROUGH ICU 6-12 TO PROVIDE SUPPORT TO PENDANTS AND PATIENT LIFTING TRACKS
- ROOF OVER SAME AREA TO BE TEMPORARILY LIFTED TO ALLOW STRENGTHENING OF EXISTING SUPPORT STRUCTURE. REFER TO ENGINEERS' DETAILS.
- PARTITIONS TO ICU 1-5 ARE ALL TO BE FULL HEIGHT FROM FLOOR TO UNDERSIDE OF THE SLABS
- SEAL AIRTIGHT - CEILINGS ABOVE ROOMS BECOME AIR PLENUM.
- ICU 6&7 SHALL REQUIRE BEAMS & OR RAILS TO SUPPORT PENDANTS AND PATIENT LIFTING TRACKS



NOT REQUIRED IN TENDER OR CONSTRUCTION DRAWING. COULD GO TO BUILDING SURVEYOR.

KEY PLAN



REV	DESCRIPTION	DRN	DATE
A	ISSUED FOR INFORMATION	AA	07/10/2020
B	ISSUED FOR INFORMATION	AA	14/12/2020
C	PROGRESS ISSUE FOR CLIENT	AA	28/03/2021
D	ISSUED FOR INFORMATION	AA	04/04/2021
E	ISSUED FOR INFORMATION	AA	23/04/2021
F	ISSUED TO QUANTITY SURVEYOR	AA	21/05/2021
G	ISSUED FOR PRE-TENDER	AA	26/05/2021
H	ISSUED FOR TENDER	AA	03/06/2021
J	BATENDER ISSUE	S.JN	08/06/2021

COPYRIGHT

ALL RIGHTS RESERVED. THIS WORK IS COPYRIGHT AND CANNOT BE REPRODUCED OR COPIED IN ANY FORM OR BY ANY MEANS (GRAPHIC, ELECTRONIC OR MECHANICAL INCLUDING PHOTOCOPYING) WITHOUT THE WRITTEN PERMISSION OF THE PRINCIPAL UNDER THE TERMS OF THE CONTRACT. ANY LICENCE, EXPRESS OR IMPLIED, TO USE THE DOCUMENT FOR ANY PURPOSE WHATSOEVER IS RESTRICTED TO THE TERMS OF THE AGREEMENT OR IMPLIED AGREEMENT WITH THE PRINCIPAL UNDER THE TERMS OF THE CONTRACT.

DIMENSIONS

USE FIGURED DIMENSIONS, DO NOT SCALE. CONTRACTORS MUST VERIFY ALL DIMENSIONS ON THE SITE BEFORE COMMENCING ANY WORK OR MAKING ANY SHOP DRAWING WHICH MUST BE SUBMITTED AND REVIEWED BEFORE MANUFACTURE.

FIXTURES, FITTINGS & EQUIPMENT SPECIFICATIONS

SUBSTITUTE FF&E EQUIPMENT SPECIFICATIONS
THE FIT-OUT DESIGN AND DOCUMENTATION HAS BEEN COMPLETED ON THE BASIS OF FF&E AND EQUIPMENT ADVISED TO THIS OFFICE AT THE TIME OF BRIEFING THE DESIGN. THE DESIGN PROVISIONS FOR FF&E AND EQUIPMENT INCORPORATES SPATIAL ALLOCATIONS, SERVICING, LOADING AND ACCESS CLEARANCES AND WHERE APPROPRIATE SERVICES REQUIREMENTS, HAVING DUE REGARD FOR SURROUNDING FIXTURES AND FITTINGS. IT SHOULD BE NOTED THAT SUBSTITUTE FF&E OR EQUIPMENT WITH ALTERNATE SPECIFICATIONS SHOULD NOT BE PROCURED PRIOR TO VALIDATING THOSE SPECIFICATIONS AGAINST THE ITEM CONTROL SCHEDULE AND DESIGN PROVISIONS IN THE MODEL. THIS OFFICE ACCEPTS NO RESPONSIBILITY FOR THE PROCUREMENT OF SUBSTITUTE FF&E AND EQUIPMENT WHICH HAS NOT BEEN REVIEWED AND VALIDATED AGAINST THE ORIGINAL DESIGN PROVISIONS.

SERVICE POINTS DISCLAIMER

THE SERVICE POINTS IDENTIFIED ON THESE DRAWINGS HAVE BEEN OVERLAYED FROM THE BUILDING SERVICES ENGINEERING MODEL AND ARE PROVIDED FOR INFORMATION AND SET-OUT PURPOSES ONLY. WE HAVE BEEN ADVISED BY THE SERVICES ENGINEERS THAT THE POINTS REPRESENTED ON THESE DRAWINGS ARE CORRECT AT THE TIME OF PUBLICATION. THIS OFFICE DOES NOT WARRANT THE ACCURACY OF THIS DATA. REFER TO THE BUILDING SERVICES ENGINEERING DOCUMENTATION FOR THE INSTALLATION OF THE SERVICES POINTS, AND THE INTERFACE BETWEEN THE SERVICES POINTS AND THE RESPECTIVE ENGINEERING SYSTEMS.

ISSUED FOR INFORMATION

ARCHITECTS



ABN: 21 134 476 065
PELACO COMPLEX, BUILDING 3, LEVEL 2
21-31 GOODWOOD ST, RICHMOND VIC 3121, AUSTRALIA
PH: (03) 9885 2533 FAX: (03) 9885 2455

THIS ARCHITECTURAL DESIGN IS THE COPYRIGHT OF
SILVER THOMAS HANLEY (AUS) PTY LTD ABN 21 134 476 065
AND SHALL NOT BE REPRODUCED WITHOUT THEIR WRITTEN PERMISSION

CLIENT



RHH
ROYAL HOBART HOSPITAL

PROJECT

RHH - ICU EXPANSION, H BLOCK, LEVEL ONE

48 LIVERPOOL STREET, HOBART

DRAWING TITLE

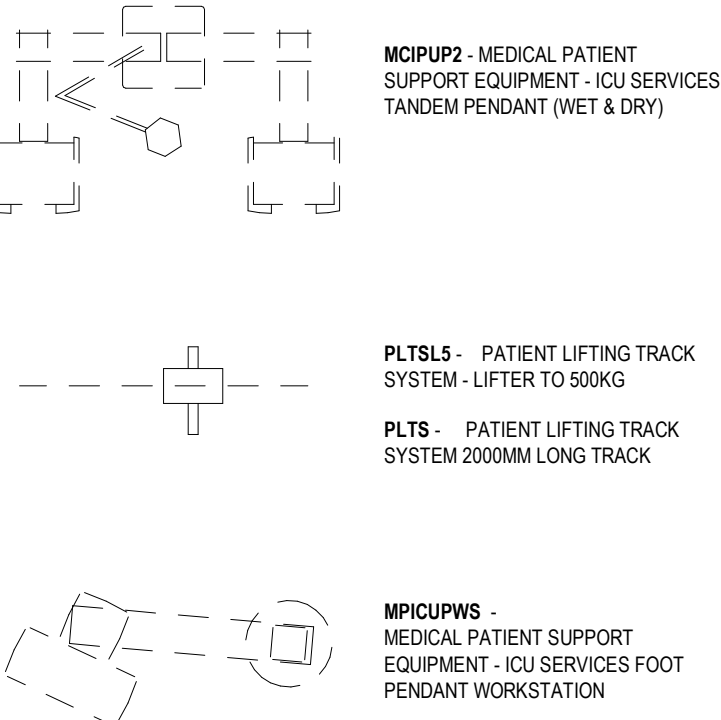
PROPOSED FIRE COMPARTMENT PLAN - LEVEL 01 - ICU

SCALE 1:100@A1 DATE 07/30/20 DRAWN BY AA CHECKED SS

PROJECT No 10465 DRAWING No A27-001 REVISION

10465 A27-001

CEILING FIXTURE LEGEND



MCIPUP2 - MEDICAL PATIENT
SUPPORT EQUIPMENT - ICU SERVICES
TANDEM PENDANT (WET & DRY)

PLTSL5 - PATIENT LIFTING TRACK
SYSTEM - LIFTER TO 500KG

PLTS - PATIENT LIFTING TRACK
SYSTEM 2000MM LONG TRACK

MPICUPWS -
MEDICAL PATIENT SUPPORT
EQUIPMENT - ICU SERVICES FOOT
PENDANT WORKSTATION

ACCESS PANELS -
BUILDER AND SUB CONTRACTORS TO
CO-ORDINATE LOCATIONS TO SUIT ALL
SERVICES REQUIREMENTS

CEILING CODE LEGEND

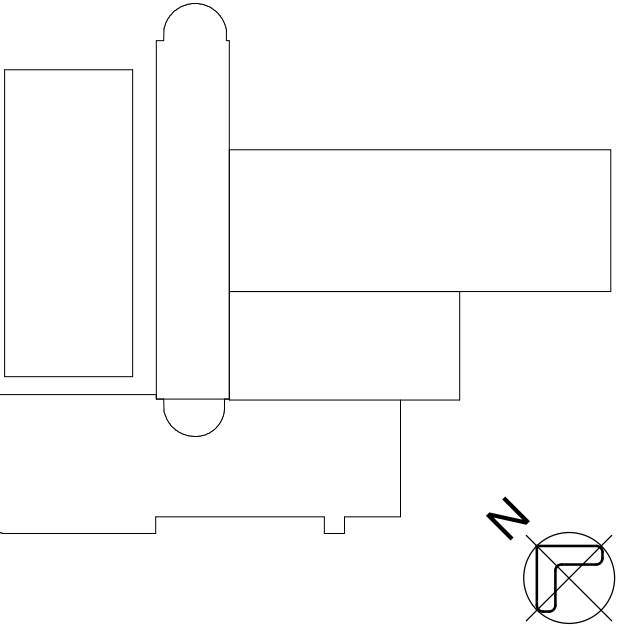
PBC PLASTERBOARD CEILING FLUSH
PFB PERFORATED PLASTERBOARD CEILING
WRPC WATER RESISTANT PLASTERBOARD CEILING
IRWPBC IMPACT RESISTANT WATERPROOF PLASTERBOARD
IRPBC IMPACT RESISTANT PLASTERBOARD
MFT MINERAL FIBRE TILE 600 X 1200
AMFT ACOUSTIC MINERAL FIBRE TILE 600 X 1200
WRMFT WATER RESISTANT CEILING TILE 600 X 1200
PBCB PLASTERBOARD BULKHEAD
NOC NO CEILING
FTC FEATURE TILE CEILING
FS02 LAMINATED ACOUSTIC CEILING

- REFER TO A90-003 FINISHES SCHEDULE FOR FURTHER INFORMATION
ON FINISHES CODE.

BLOCK J OVERHEAD



KEY PLAN



REV	DESCRIPTION	DRN	DATE
A	ISSUED FOR REVIEW	AA	16/09/2020
B	ISSUED FOR INFORMATION	AA	14/12/2020
C	PROGRESS ISSUE FOR CLIENT	AA	28/03/2021
D	ISSUED FOR INFORMATION	AA	04/04/2021
E	ISSUED FOR INFORMATION	AA	23/04/2021
F	ISSUED TO QUANTITY SURVEYOR	AA	21/05/2021
G	ISSUED FOR PRE-TENDER	AA	28/05/2021
H	ISSUED FOR TENDER	AA	03/06/2021
J	BATENDER ISSUE	SJN	08/06/2021

COPYRIGHT

ALL RIGHTS RESERVED. THIS WORK IS COPYRIGHT AND CANNOT BE REPRODUCED OR COPIED IN ANY FORM OR BY ANY MEANS (GRAPHIC, ELECTRONIC OR MECHANICAL INCLUDING PHOTOCOPYING) WITHOUT THE WRITTEN PERMISSION OF THE PRINCIPAL UNDER THE TERMS OF THE CONTRACT. ANY LICENCE, EXPRESS OR IMPLIED, TO USE THE DOCUMENT FOR ANY PURPOSE WHATSOEVER IS RESTRICTED TO THE TERMS OF THE AGREEMENT OR IMPLIED AGREEMENT WITH THE PRINCIPAL UNDER THE TERMS OF THE CONTRACT.

DIMENSIONS

USE FIGURED DIMENSIONS, DO NOT SCALE. CONTRACTORS MUST VERIFY ALL DIMENSIONS ON THE SITE BEFORE COMMENCING ANY WORK OR MAKING ANY SHOP DRAWINGS WHICH MUST BE SUBMITTED AND REVIEWED BEFORE MANUFACTURE.

FIXTURES, FITTINGS & EQUIPMENT SPECIFICATIONS

SUBSTITUTE FF&E EQUIPMENT SPECIFICATIONS
THE FIT-OUT DESIGN AND DOCUMENTATION HAS BEEN COMPLETED ON THE BASIS OF FF&E AND EQUIPMENT ADVISED TO THIS OFFICE AT THE TIME OF BRIEFING THE DESIGN. THE DESIGN PROVISIONS FOR FF&E AND EQUIPMENT INCORPORATES SPATIAL ALLOCATIONS, SERVICES, LOADING AND ACCESS CLEARANCES AND WHERE APPROPRIATE SERVICES REQUIREMENTS, HAVING DUE REGARD FOR SURROUNDING FIXTURES AND FITTINGS. IT SHOULD BE NOTED THAT SUBSTITUTE FF&E OR EQUIPMENT WITH ALTERNATE SPECIFICATIONS SHOULD NOT BE PROCURED PRIOR TO VALIDATING THOSE SPECIFICATIONS AGAINST THE ITEM CONTROL SCHEDULE AND DESIGN PROVISIONS IN THE MODEL. THIS OFFICE ACCEPTS NO RESPONSIBILITY FOR THE PROCUREMENT OF SUBSTITUTE FF&E AND EQUIPMENT WHICH HAS NOT BEEN REVIEWED AND VALIDATED AGAINST THE ORIGINAL DESIGN PROVISIONS.

SERVICE POINTS DISCLAIMER

THE SERVICE POINTS IDENTIFIED ON THESE DRAWINGS HAVE BEEN OVERLAYED FROM THE BUILDING SERVICES ENGINEERING MODEL AND ARE PROVIDED FOR INFORMATION AND SET-OUT PURPOSES ONLY. WE HAVE BEEN ADVISED BY THE SERVICES ENGINEERS THAT THE POINTS REPRESENTED ON THESE DRAWINGS ARE CORRECT AT THE TIME OF PUBLICATION. THIS OFFICE DOES NOT WARRANT THE ACCURACY OF THIS DATA. REFER TO THE BUILDING SERVICES ENGINEERING DOCUMENTATION FOR THE INSTALLATION OF THE SERVICES POINTS, AND THE INTERFACE BETWEEN THE SERVICES POINTS AND THE RESPECTIVE ENGINEERING SYSTEMS.

ISSUED FOR INFORMATION

ARCHITECTS

BPSM architects
Basil Parker Shugg & Moon

STH

ABN: 21 134 476 065
PELACO COMPLEX, BUILDING 3, LEVEL 2
21-31 GOODWOOD ST, RICHMOND VIC 3121, AUSTRALIA
PH: (03) 9885 2553 FAX: (03) 9885 2455

THIS ARCHITECTURAL DESIGN IS THE COPYRIGHT OF
SILVER THOMAS HANLEY (AUS) PTY LTD ABN 21 134 476 065
AND SHALL NOT BE REPRODUCED WITHOUT THEIR WRITTEN PERMISSION

CLIENT



RHH
ROYAL HOBART HOSPITAL

PROJECT

RHH - ICU EXPANSION, H
BLOCK, LEVEL ONE

48 LIVERPOOL STREET, HOBART

DRAWING TITLE

REFLECTED CEILING PLAN -
LEVEL 01 ICU

SCALE DATE DRAWN BY CHECKED

As indicated@A1 06/08/20 AA SS

PROJECT No DRAWING No REVISION

10465 A30-001

GENERAL NOTE

APPROXIMATE LOCATIONS OF SERVICES SHOWN FOR INFORMATION ONLY.

DUE TO CURRENT USE ON THIS LEVEL, CEILING TYPE DRAWN HERE IS NOMINAL ONLY AND IS BASED OFF VISUAL INSPECTION. CEILING HEIGHT TO BE CONFIRMED ON SITE

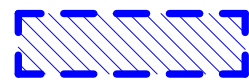
REFER TO STRUCTURAL SLAB SETOUT PLAN FOR PROPOSED PENETRATION SET OUT

CONTRACTOR TO CO-ORDINATE PENETRATIONS WITH THE EXISTING SERVICES WITHIN GROUND FLOOR CEILING. THIS DRAWING INDICATES PLUMBING PENETRATION FROM FIRST FLOOR. CONTRACTOR TO CONFIRM ACCURATE LOCATIONS.

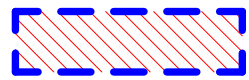
AVOID PENETRATIONS THROUGH CONCRETE/STEEL BEAMS AND RIBS. CHANGES OF PENETRATION LOCATIONS MUST BE APPROVED BY SUPERINTENDENT PRIOR TO ANY CORE DRILLING

PRIOR TO ANY WORKS IN THIS AREA REFER TO THE HAZARDOUS MATERIALS REGISTER PREPARED BY PRENSA AND AVAILABLE ON REQUEST FROM SUPERINTENDENT

REFER TO J095132SH-T01 FOR SERVICES OVERLAY

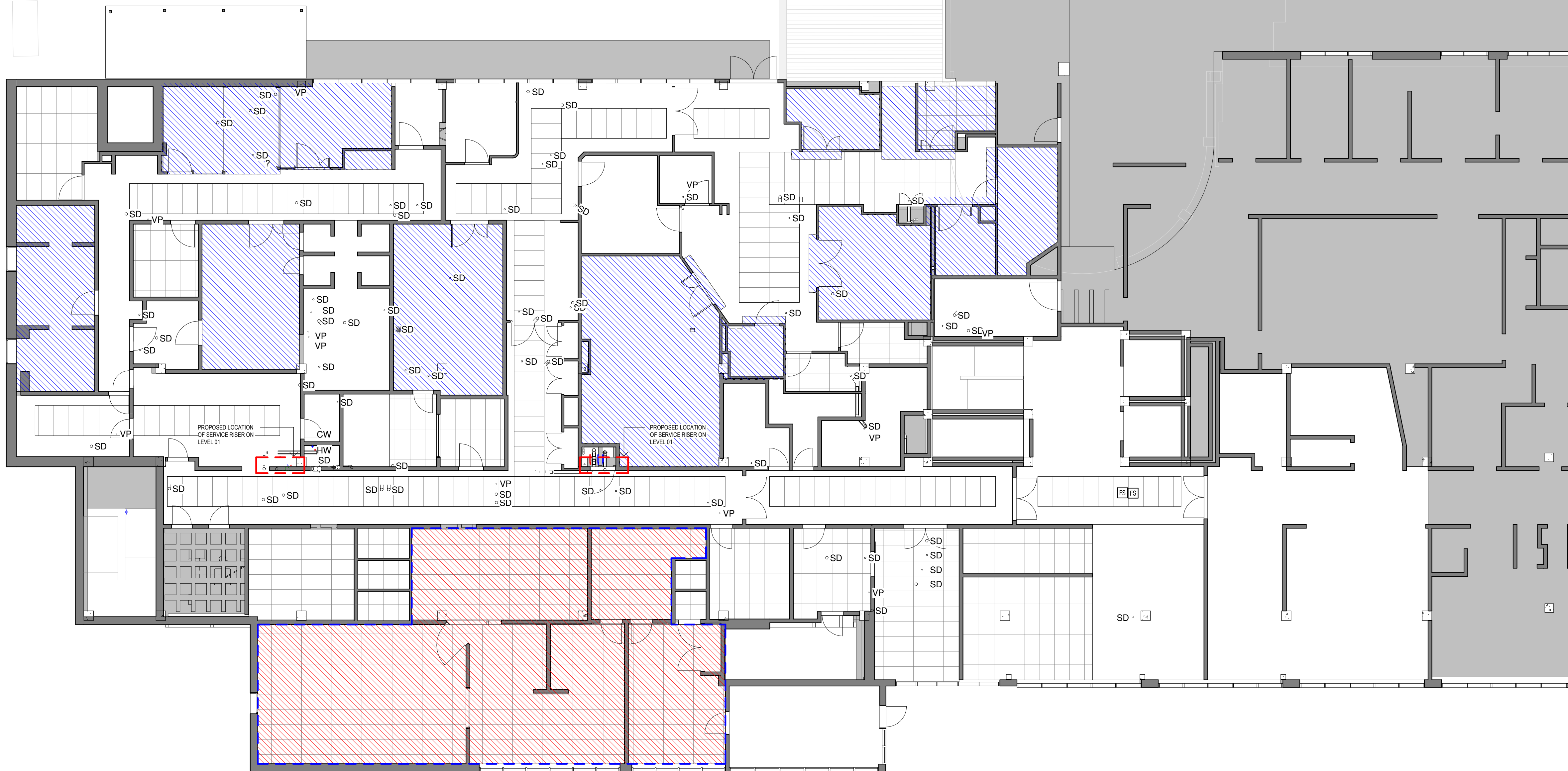


EXTENT OF SHIELDING LINING IN CEILING SPACE (BASED ON HISTORICAL PLANS AND VISUAL TAG CHECKS ON REFURBISHED WALLS)

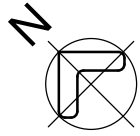


EXTENT OF COPPER LINING CEILING SPACE (NOMINAL ONLY.)

SD - SANITARY DRAINAGE
VP - VENT PIPE
HW - HOT WATER
CW - COLD WATER



KEY PLAN



REV	DESCRIPTION	DRN	DATE
A	BATTENDER ISSUE	SJN	08/06/2021

COPYRIGHT

ALL RIGHTS RESERVED. THIS WORK IS COPYRIGHT AND CANNOT BE REPRODUCED OR COPIED IN ANY FORM OR BY ANY MEANS (GRAPHIC, ELECTRONIC OR MECHANICAL INCLUDING PHOTOCOPYING) WITHOUT THE WRITTEN PERMISSION OF THE PRINCIPAL UNDER THE TERMS OF THE CONTRACT. ANY LICENCE, EXPRESS OR IMPLIED, TO USE THE DOCUMENT FOR ANY PURPOSE WHATSOEVER IS RESTRICTED TO THE TERMS OF THE AGREEMENT OR IMPLIED AGREEMENT WITH THE PRINCIPAL UNDER THE TERMS OF THE CONTRACT.

DIMENSIONS

USE FIGURED DIMENSIONS, DO NOT SCALE. CONTRACTORS MUST VERIFY ALL DIMENSIONS ON THE SITE BEFORE COMMENCING ANY WORK OR MAKING ANY SHOP DRAWING WHICH MUST BE SUBMITTED AND REVIEWED BEFORE MANUFACTURE.

FIXTURES, FITTINGS & EQUIPMENT SPECIFICATIONS

SUBSTITUTE FF&E EQUIPMENT SPECIFICATIONS
THE FIT-OUT DESIGN AND DOCUMENTATION HAS BEEN COMPLETED ON THE BASIS OF FF&E AND EQUIPMENT ADVISED TO THIS OFFICE AT THE TIME OF BRIEFING THE DESIGN. THE DESIGN PROVISIONS FOR FF&E AND EQUIPMENT INCORPORATES SPATIAL ALLOCATIONS, SERVICING, LOADING AND ACCESS CLEARANCES AND WHERE APPROPRIATE SERVICES REQUIREMENTS, HAVING DUE REGARD FOR SURROUNDING FIXTURES AND FITTINGS. IT SHOULD BE NOTED THAT SUBSTITUTE FF&E OR EQUIPMENT WITH ALTERNATE SPECIFICATIONS SHOULD NOT BE PROCURED PRIOR TO VALIDATING THOSE SPECIFICATIONS AGAINST THE ITEM CONTROL SCHEDULE AND DESIGN PROVISIONS IN THE MODEL. THIS OFFICE ACCEPTS NO RESPONSIBILITY FOR THE PROCUREMENT OF SUBSTITUTE FF&E AND EQUIPMENT WHICH HAS NOT BEEN REVIEWED AND VALIDATED AGAINST THE ORIGINAL DESIGN PROVISIONS.

SERVICE POINTS DISCLAIMER

THE SERVICE POINTS IDENTIFIED ON THESE DRAWINGS HAVE BEEN OVERLAYED FROM THE BUILDING SERVICES ENGINEERING MODEL AND ARE PROVIDED FOR INFORMATION AND SET-OUT PURPOSES ONLY. WE HAVE BEEN ADVISED BY THE SERVICES ENGINEERS THAT THE POINTS REPRESENTED ON THESE DRAWINGS ARE CORRECT AT THE TIME OF PUBLICATION. THIS OFFICE DOES NOT WARRANT THE ACCURACY OF THIS DATA. REFER TO THE BUILDING SERVICES ENGINEERING DOCUMENTATION FOR THE INSTALLATION OF THE SERVICES POINTS, AND THE INTERFACE BETWEEN THE SERVICES POINTS AND THE RESPECTIVE ENGINEERING SYSTEMS.

ISSUED FOR INFORMATION

ARCHITECTS

BPSM architects
Bryan Parker Shugg & Moon



ABN: 21 134 476 065
PELACO COMPLEX, BUILDING 3, LEVEL 2
21-31 GOODWOOD ST, RICHMOND VIC 3121, AUSTRALIA
PH: (03) 9885 2533 FAX: (03) 9885 2455

THIS ARCHITECTURAL DESIGN IS THE COPYRIGHT OF
SILVER THOMAS HANLEY (AUS) PTY LTD ABN 21 134 476 065
AND SHALL NOT BE REPRODUCED WITHOUT THEIR WRITTEN PERMISSION

CLIENT



RHH
ROYAL HOBART HOSPITAL

PROJECT

RHH - ICU EXPANSION, H
BLOCK, LEVEL ONE

48 LIVERPOOL STREET, HOBART

DRAWING TITLE

REFLECTED CEILING PLAN
-GROUND LEVEL ICU

SCALE	DATE	DRAWN BY	CHECKED
As indicated@A1	05/24/21	Author	Checker

PROJECT No	DRAWING No	REVISION
------------	------------	----------

10465 A30-002

A

CEILING MOUNTED EXAMINATION LIGHTS

CEILING DETAIL - I.V.TRACK DETAIL

TYPICAL SECTION - PELMET (SHEER & BROWN OUT BLINDS)

TYPICAL SHEER BLIND PELMET DETAIL

RECESSED LINEAR LIGHT (PBC CEILING)

RECESSED LINEAR LIGHT (PBC TO MFT)

RECESSED LINEAR LIGHT (FTC CEILING)

RECESSED LINEAR LIGHT (PLASTERBOARD TO PERFORATED PANEL)

CEILING DETAIL - I.V.TRACK DETAIL

CURTAIN TRACK DETAIL (CTCM)

CEILING TELEVISION SUPPORT DETAIL

[illegible]

COPYRIGHT
ALL RIGHTS RESERVED. THIS WORK IS COPYRIGHT AND CANNOT BE REPRODUCED OR COPIED IN ANY FORM OR BY ANY MEANS (GRAPHIC, ELECTRONIC OR MECHANICAL, INCLUDING PHOTOCOPYING) WITHOUT THE WRITTEN PERMISSION OF THE PRINCIPAL UNDER THE TERMS OF THE CONTRACT. ANY LICENCE, EXPRESS OR IMPLIED, TO USE THE DOCUMENT FOR ANY PURPOSE WHATSOEVER IS RESTRICTED TO THE TERMS OF THE AGREEMENT OR IMPLIED AGREEMENT WITH THE PRINCIPAL UNDER THE TERMS OF THE CONTRACT.

DIMENSIONS

USE FIGURED DIMENSIONS, **DO NOT SCALE**. CONTRACTORS MUST VERIFY ALL DIMENSIONS ON THE SITE BEFORE COMMENCING ANY WORK OR MAKING ANY SHOP DRAWING WHICH MUST BE SUBMITTED AND REVIEWED BEFORE MANUFACTURE.

FIXTURES, FITTINGS & EQUIPMENT SPECIFICATIONS

SUBSTITUTE FF&E EQUIPMENT SPECIFICATIONS

THE FIT-OUT DESIGN AND DOCUMENTATION HAS BEEN COMPLETED ON THE BASIS OF THE SPECIFICATIONS AND FIXTURES PROVIDED AT THE TIME OF ISSUING THE DESIGN. THE DESIGN PROVISIONS FOR FF&E AND EQUIPMENT INCORPORATES SPATIAL ALLOCATIONS, SERVICING, LOADING AND ACCESS CLEARANCES AND WHERE APPROPRIATE SERVICES REQUIREMENTS, HAVING DUE REGARD FOR SURROUNDING FIXTURES AND FITTINGS. IT SHOULD BE NOTED THAT SUBSTITUTE FF&E OR EQUIPMENT WITH ALTERNATE SPECIFICATIONS SHOULD NOT BE PROCURED PRIOR TO VALIDATING THE SPECIFICATIONS AGAINST THE TEAM CONTROL SCHEDULE AND ALL OTHER PROVISIONS IN THE MODEL. THIS OFFICE ACCEPTS NO RESPONSIBILITY FOR THE PROCUREMENT OF SUBSTITUTE FF&E AND EQUIPMENT WHICH HAS NOT BEEN REVIEWED AND VALIDATED AGAINST THE ORIGINAL DESIGN PROVISIONS.

SERVICE POINTS DISCLAIMER

THE SERVICE POINTS IDENTIFIED ON THESE DRAWINGS HAVE BEEN OVERLAYED FROM THE BUILDING SERVICES ENGINEERING MODEL, AND ARE PROVIDED FOR INFORMATION AND SET-OUT PURPOSES ONLY. WE HAVE BEEN ADVISED BY THE SERVICES ENGINEERS THAT THE POINTS REPRESENTED ON THESE DRAWINGS ARE CORRECT AT THE TIME OF PUBLICATION. THIS OFFICE DOES NOT WARRANT THE ACCURACY OF THIS DATA. REFER TO THE BUILDING SERVICES ENGINEERING DOCUMENTATION FOR THE INSTALLATION OF THE SERVICE POINTS, AND THE INTERFACE BETWEEN THE SERVICE POINTS AND THE RESPECTIVE ENGINEERING SYSTEMS.

ISSUED FOR INFORMATION

BPSM architects **STH**
Bath Pankes Shugg & Moon

ABN: 21 134 476 065
PELACO COMPLEX, BUILDING 3 LEVEL 2
21-31 GOODWOOD ST, RICHMOND VIC 3121, AUSTRALIA
PH: (03) 9686 2333 FAX: (03) 9685 2465

THIS ARCHITECTURAL DESIGN IS THE COPYRIGHT OF
SILVER THOMAS HANLEY (AUS) PTY LTD ABN 21 134 476 065
AND SHALL NOT BE REPRODUCED WITHOUT THEIR WRITTEN PERMISSION



RHH
ROYAL HOBART HOSPITAL

PROJECT
RHH - ICU EXPANSION

48 LIVERPOOL STREET HOBART

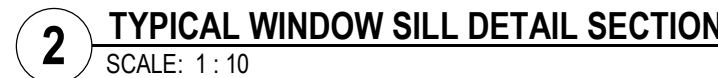
48 EVERETT COL STREET, HOBART

STANDARD CEILINGS - TYPICAL ROOM FIXTURES/FITTINGS DETAILS

SCALE: 1:5@A0 DATE: 03/06/21 DRAWN BY: AA CHECKED: SS

PROJECT No. 10465 DRAWING No. A31-001 REVISION B

10100761, 01, 001



COPYRIGHT

ALL RIGHTS RESERVED. THIS WORK IS COPYRIGHT AND CANNOT BE REPRODUCED OR COPIED IN ANY FORM OR BY ANY MEANS (GRAPHIC, ELECTRONIC OR MECHANICAL, INCLUDING PHOTOCOPYING WITHOUT THE WRITTEN PERMISSION OF THE PRINCIPAL ENGINEER) OR BY ANY INFORMATION STORAGE, EXPRESS OR IMPLIED, TO BE USED FOR ANY PURPOSE WHATSOEVER EXCEPT AS PROVIDED IN THE TERMS OF THE AGREEMENT OR IMPLIED AGREEMENT WITH THE PRINCIPAL UNDER THE TERMS OF THE CONTRACT.

DIMENSIONS

USE FIGURED DIMENSIONS, DO NOT SCALE. CONTRACTORS MUST VERIFY ALL DIMENSIONS ON THE SITE BEFORE COMMENCING ANY WORK OR MAKING ANY SHOP DRAWING WHICH MUST BE SUBMITTED AND REVIEWED BEFORE MANUFACTURE.

FIXTURES, FITTINGS & EQUIPMENT SPECIFICATIONS

SUBSTITUTE FF&E EQUIPMENT SPECIFICATIONS

THE FIT-OUT DESIGN AND DOCUMENTATION HAS BEEN COMPLETED ON THE BASIS OF FF&E EQUIPMENT ADVISED TO THIS OFFICE AT THE TIME OF BRIEFING THE DESIGN TEAM. THE DESIGN TEAM HAS CONSIDERED THE FOLLOWING: APPEX, THERMATEX, ALLOCATIONS, SERVICING, LOADING AND ACCESS CLEARANCES AND WHERE APPROPRIATE SERVICES REQUIREMENTS, HAVING OUR REGARD FOR SURROUNDING FEATURES AND CONDITIONS. THE SUBSTITUTION OF EQUIPMENT OR EQUIPMENT WITH ALTERNATE SPECIFICATIONS SHOULD NOT BE PROCURED PRIOR TO VALIDATING THOSE SPECIFICATIONS AGAINST THE ITEM CONTROL, SCHEDULE AND DESIGN PROVISIONS IN THE MODEL. THIS IS THE RESPONSIBILITY FOR THE PROCUREMENT OF SUBSTITUTE FF&E EQUIPMENT WHICH HAS NOT BEEN REVIEWED AND VALIDATED AGAINST THE ORIGINAL DESIGN PROVISIONS.

SERVICE POINTS DISCLAIMER

THE SERVICE POINTS IDENTIFIED ON THESE DRAWINGS HAVE BEEN OVERLAYED FROM THE BUILDING SERVICES ENGINEERING MODEL, AND ARE PROVIDED FOR INFORMATION AND SET-OUT PURPOSES ONLY. WE HAVE BEEN ADVISED BY THE SERVICES ENGINEERS THAT THESE REPRESENTATIONS OF THE DRAWINGS ARE CORRECT AT THE TIME OF PUBLICATION. THIS OFFICE DOES NOT WARRANT THE ACCURACY OF THIS DATA. REFER TO THE BUILDING SERVICES ENGINEERING DOCUMENTATION FOR THE INSTALLATION AND SET-OUT OF THE SERVICES AND INTERFERENCE BETWEEN THE SERVICES POINTS AND THE RESPECTIVE ENGINEERING SYSTEMS.

ARCHITECTS -

ABN: 21 134 476 065
PELACO COMPLEX, BUILDING 3, LEVEL 2
21-31 GOODWOOD ST, RICHMOND VIC 3121, AUSTRALIA
PH: (03) 9885 2333 FAX: (03) 9885 2455

THIS ARCHITECTURAL DESIGN IS THE COPYRIGHT OF
SILVER THOMAS HAMILTON ASSOCIATES PTY LTD ABN 21 134 476 065

THIS ARCHITECTURAL DESIGN IS THE COPYRIGHT OF
SILVER THOMAS HANLEY (AUS) PTY LTD ABN 21 134 476 065
AND SHALL NOT BE REPRODUCED WITHOUT THEIR WRITTEN PERMISSION

CLIENT -



RHH - ICU EXPANSION, H BLOCK, LEVEL ONE

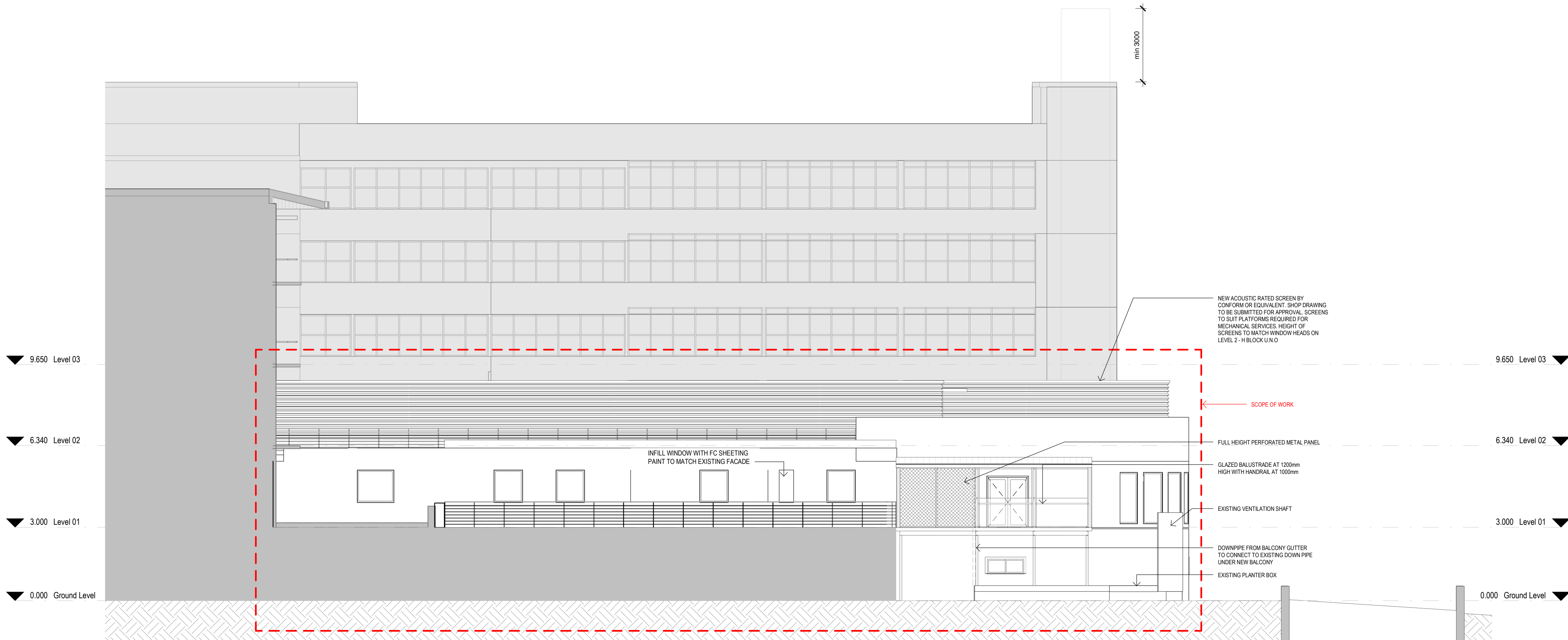
48 LIVERPOOL STREET, HOBART

— DRAWING TITLE

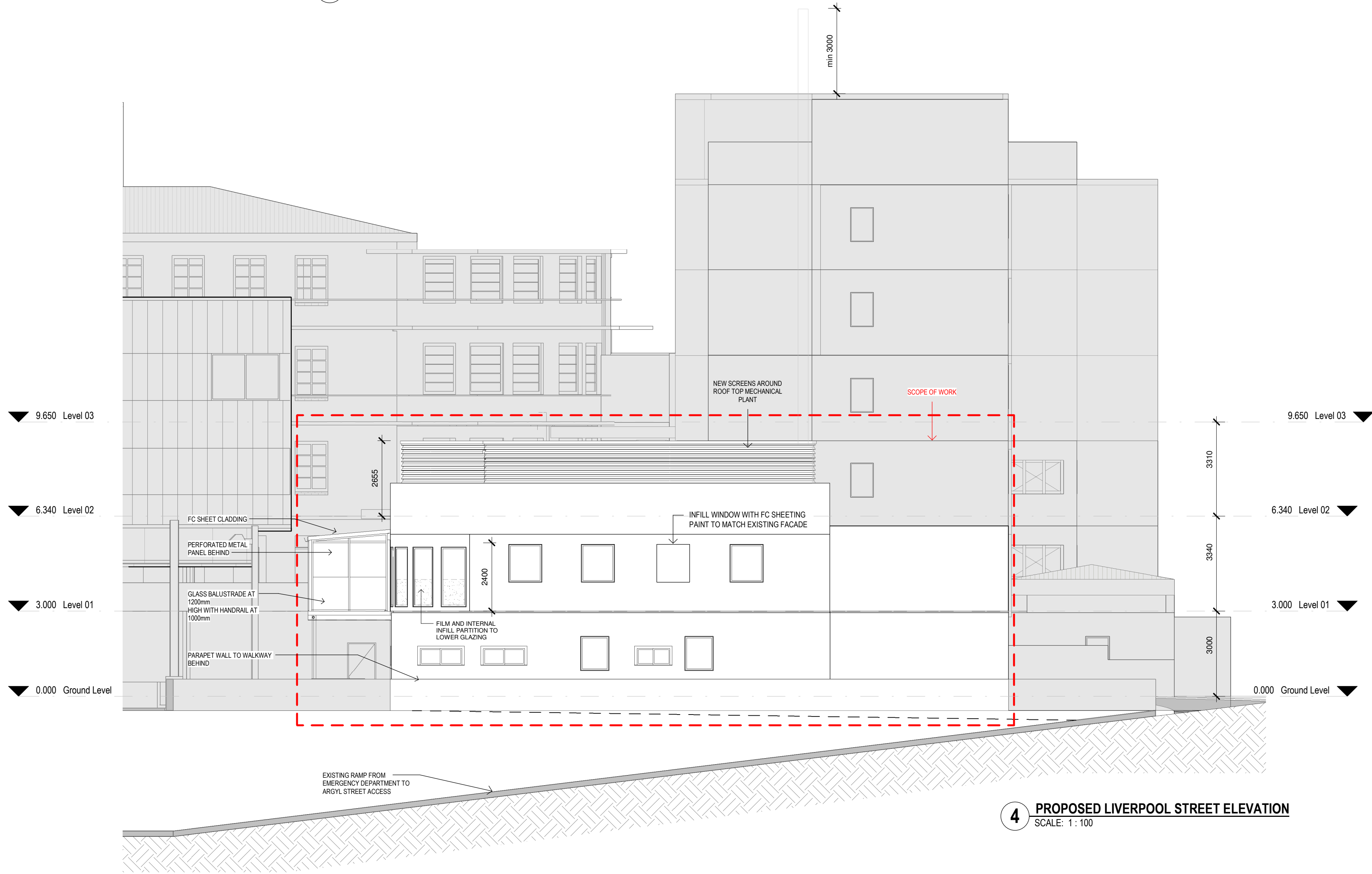
SCALE _____ DATE _____ DRAWN BY _____ CHECKED _____
As _____ 06/03/21 _____ SJN _____ PC _____
Indicated@A1 _____
PROJECT No _____ DRAWING No _____ REVISION _____

10465 A31-021

A



2 PROPOSED NORTH ELEVATION
SCALE: 1:100



4 PROPOSED LIVERPOOL STREET ELEVATION
SCALE: 1:100

KEY PLAN			
REV	DESCRIPTION	DRN	DATE
A	ISSUED FOR REVIEW	AA	16/09/2020
B	ISSUED FOR INFORMATION	AA	14/12/2020
C	PROGRESS ISSUE FOR CLIENT	AA	28/03/2021
D	ISSUED FOR INFORMATION	AA	04/04/2021
E	ISSUED FOR INFORMATION	AA	23/04/2021
F	ISSUED TO QUANTITY SURVEYOR	AA	21/05/2021
G	ISSUED FOR PRE-TENDER	AA	28/06/2021
H	ISSUED FOR TENDER	AA	03/06/2021
J	BATTENDER ISSUE	S.JN	08/06/2021

COPYRIGHT
ALL RIGHTS RESERVED. THIS WORK IS COPYRIGHT AND CANNOT BE REPRODUCED OR COPIED IN ANY FORM OR BY ANY MEANS (GRAPHIC, ELECTRONIC OR MECHANICAL INCLUDING PHOTOCOPYING) WITHOUT THE WRITTEN PERMISSION OF THE PRINCIPAL UNDER THE TERMS OF THE CONTRACT. ANY LICENCE, EXPRESS OR IMPLIED, TO USE THE DOCUMENT FOR ANY PURPOSE WHATSOEVER IS RESTRICTED TO THE TERMS OF THE AGREEMENT OR IMPLIED AGREEMENT WITH THE PRINCIPAL UNDER THE TERMS OF THE CONTRACT.

DIMENSIONS
USE FIGURED DIMENSIONS, DO NOT SCALE. CONTRACTORS MUST VERIFY ALL DIMENSIONS ON THE SITE BEFORE COMMENCING ANY WORK OR MAKING ANY SHOP DRAWING WHICH MUST BE SUBMITTED AND REVIEWED BEFORE MANUFACTURE.

FIXTURES, FITTINGS & EQUIPMENT SPECIFICATIONS
SUBSTITUTE FF&E EQUIPMENT SPECIFICATIONS
THE FIT-OUT DESIGN AND DOCUMENTATION HAS BEEN COMPLETED ON THE BASIS OF FF&E AND EQUIPMENT ADVISED TO THIS OFFICE AT THE TIME OF BRIEFING THE DESIGN. THE DESIGN PROVISIONS FOR FF&E AND EQUIPMENT INCORPORATES SPATIAL ALLOCATIONS, SERVICING, LOADING AND ACCESS CLEARANCES AND WHERE APPROPRIATE SERVICES REQUIREMENTS, HAVING DUE REGARD FOR SURROUNDING FIXTURES AND FITTINGS. IT SHOULD BE NOTED THAT SUBSTITUTE FF&E OR EQUIPMENT WITH ALTERNATE SPECIFICATIONS SHOULD NOT BE PROCURED PRIOR TO VALIDATING THOSE SPECIFICATIONS AGAINST THE ITEM CONTROL SCHEDULE AND DESIGN PROVISIONS IN THE MODEL. THIS OFFICE ACCEPTS NO RESPONSIBILITY FOR THE PROCUREMENT OF SUBSTITUTE FF&E AND EQUIPMENT WHICH HAS NOT BEEN REVIEWED AND VALIDATED AGAINST THE ORIGINAL DESIGN PROVISIONS.

SERVICE POINTS DISCLAIMER
THE SERVICE POINTS IDENTIFIED ON THESE DRAWINGS HAVE BEEN OVERLAYED FROM THE BUILDING SERVICES ENGINEERING MODEL, AND ARE PROVIDED FOR INFORMATION AND SET-OUT PURPOSES ONLY. WE HAVE BEEN ADVISED BY THE SERVICES ENGINEERS THAT THE POINTS REPRESENTED ON THESE DRAWINGS ARE CORRECT AT THE TIME OF PUBLICATION. THIS OFFICE DOES NOT WARRANT THE ACCURACY OF THIS DATA. REFER TO THE BUILDING SERVICES ENGINEERING DOCUMENTATION FOR THE INSTALLATION OF THE SERVICES POINTS, AND THE INTERFACE BETWEEN THE SERVICES POINTS AND THE RESPECTIVE ENGINEERING SYSTEMS.

ISSUED FOR INFORMATION

ARCHITECTS



ABN: 21 134 476 065
PELACO COMPLEX, BUILDING 3, LEVEL 2
21-31 GOODWOOD ST, RICHMOND VIC 3121, AUSTRALIA
PH: (03) 9885 2533 FAX: (03) 9885 2455
THIS ARCHITECTURAL DESIGN IS THE COPYRIGHT OF
SILVER THOMAS HANLEY (AUS) PTY LTD ABN 21 134 476 065
AND SHALL NOT BE REPRODUCED WITHOUT THEIR WRITTEN PERMISSION

CLIENT



PROJECT

RHH - ICU EXPANSION, H BLOCK, LEVEL ONE
48 LIVERPOOL STREET, HOBART

DRAWING TITLE

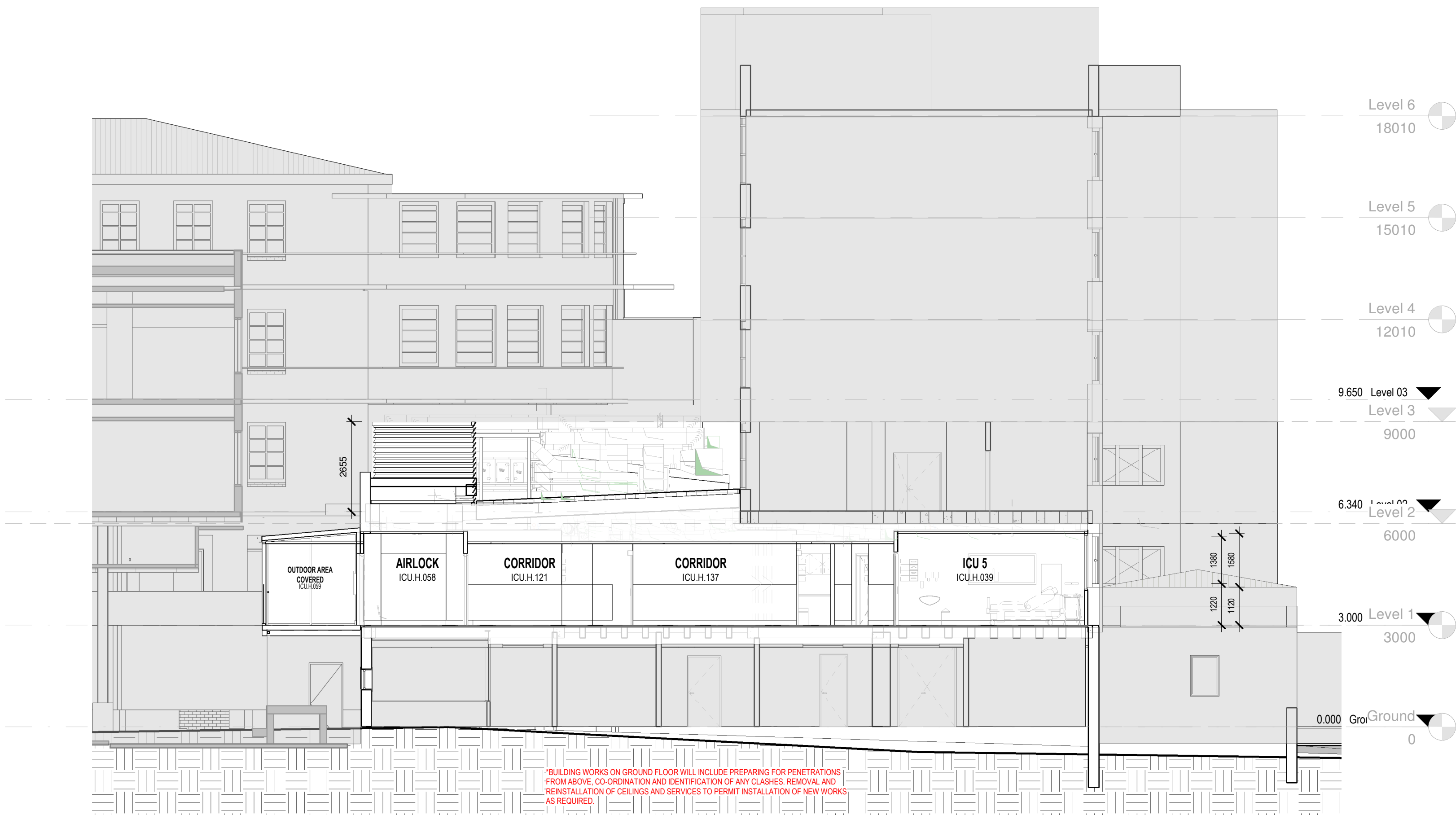
PROPOSED EXTERNAL ELEVATIONS

SCALE: 1:200@A1 DATE: 09/09/20 DRAWN BY: AA CHECKED: SS

PROJECT No: 10465 DRAWING No: A50-001 REVISION: J



1 EAST-WEST SECTION
SCALE: 1 : 100



2 NORTH-SOUTH SECTION
SCALE: 1 : 100

KEY PLAN			
REV	DESCRIPTION	DRN	DATE
A	ISSUED FOR REVIEW	AA	16/09/2020
B	ISSUED FOR INFORMATION	AA	14/12/2020
C	PROGRESS ISSUE FOR CLIENT	AA	28/03/2021
D	ISSUED FOR INFORMATION	AA	04/04/2021
E	ISSUED FOR INFORMATION	AA	23/04/2021
F	ISSUED TO QUANTITY SURVEYOR	AA	21/05/2021
G	ISSUED FOR PRE-TENDER	AA	28/05/2021
H	ISSUED FOR TENDER	AA	03/06/2021
J	BATTENDER ISSUE	S.JN	08/06/2021

COPYRIGHT
ALL RIGHTS RESERVED. THIS WORK IS COPYRIGHT AND CANNOT BE REPRODUCED OR COPIED IN ANY FORM OR BY ANY MEANS (GRAPHIC, ELECTRONIC OR MECHANICAL INCLUDING PHOTOCOPYING) WITHOUT THE WRITTEN PERMISSION OF THE PRINCIPAL UNDER THE TERMS OF THE CONTRACT. ANY LICENCE, EXPRESS OR IMPLIED, TO USE THE DOCUMENT FOR ANY PURPOSE WHATSOEVER IS RESTRICTED TO THE TERMS OF THE AGREEMENT OR IMPLIED AGREEMENT WITH THE PRINCIPAL UNDER THE TERMS OF THE CONTRACT.

DIMENSIONS
USE FIGURED DIMENSIONS, DO NOT SCALE. CONTRACTORS MUST VERIFY ALL DIMENSIONS ON THE SITE BEFORE COMMENCING ANY WORK OR MAKING ANY SHOP DRAWING WHICH MUST BE SUBMITTED AND REVIEWED BEFORE MANUFACTURE.

FIXTURES, FITTINGS & EQUIPMENT SPECIFICATIONS
SUBSTITUTE FF&E EQUIPMENT SPECIFICATIONS
THE FIT-OUT DESIGN AND DOCUMENTATION HAS BEEN COMPLETED ON THE BASIS OF FF&E AND EQUIPMENT ADVISED TO THIS OFFICE AT THE TIME OF BRIEFING THE DESIGN. THE DESIGN PROVISIONS FOR FF&E AND EQUIPMENT INCORPORATES SPATIAL ALLOCATIONS, SERVICING, LOADING AND ACCESS CLEARANCES AND WHERE APPROPRIATE SERVICES REQUIREMENTS, HAVING DUE REGARD FOR SURROUNDING FIXTURES AND FITTINGS. IT SHOULD BE NOTED THAT SUBSTITUTE FF&E OR EQUIPMENT WITH ALTERNATE SPECIFICATIONS SHOULD NOT BE PROCURED PRIOR TO VALIDATING THOSE SPECIFICATIONS AGAINST THE ITEM CONTROL SCHEDULE AND DESIGN PROVISIONS IN THE MODEL. THIS OFFICE ACCEPTS NO RESPONSIBILITY FOR THE PROCUREMENT OF SUBSTITUTE FF&E AND EQUIPMENT WHICH HAS NOT BEEN REVIEWED AND VALIDATED AGAINST THE ORIGINAL DESIGN PROVISIONS.

SERVICE POINTS DISCLAIMER
THE SERVICE POINTS IDENTIFIED ON THESE DRAWINGS HAVE BEEN OVERLAYED FROM THE BUILDING SERVICES ENGINEERING MODEL, AND ARE PROVIDED FOR INFORMATION AND SET-OUT PURPOSES ONLY. WE HAVE BEEN ADVISED BY THE SERVICES ENGINEERS THAT THE POINTS REPRESENTED ON THESE DRAWINGS ARE CORRECT AT THE TIME OF PUBLICATION. THIS OFFICE DOES NOT WARRANT THE ACCURACY OF THIS DATA. REFER TO THE BUILDING SERVICES ENGINEERING DOCUMENTATION FOR THE INSTALLATION OF THE SERVICES POINTS, AND THE INTERFACE BETWEEN THE SERVICES POINTS AND THE RESPECTIVE ENGINEERING SYSTEMS.

ISSUED FOR INFORMATION

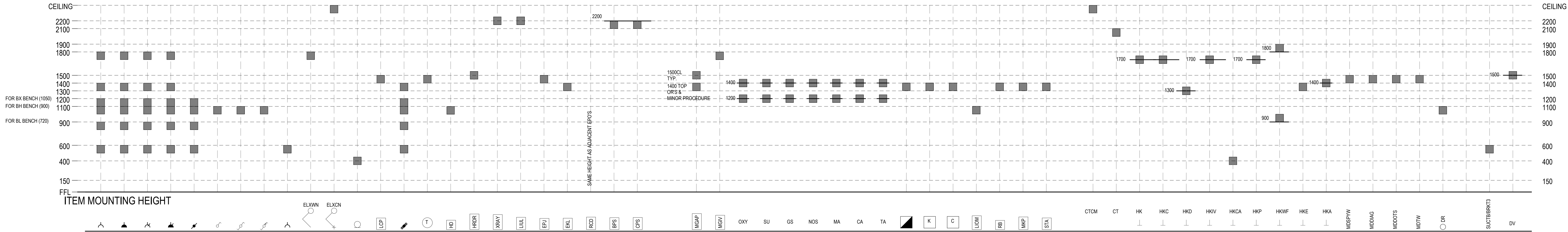
ARCHITECTS	
ABN: 21 134 476 065 PELACO COMPLEX, BUILDING 3, LEVEL 2 21-31 GOODWOOD ST, RICHMOND VIC 3121, AUSTRALIA PH: (03) 9885 2533 FAX: (03) 9885 2455	
THIS ARCHITECTURAL DESIGN IS THE COPYRIGHT OF SILVER THOMAS HANLEY (AUS) PTY LTD ABN 21 134 476 065 AND SHALL NOT BE REPRODUCED WITHOUT THEIR WRITTEN PERMISSION	
CLIENT	



PROJECT
RHH - ICU EXPANSION, H BLOCK, LEVEL ONE
48 LIVERPOOL STREET, HOBART

PROPOSED BUILDING SECTIONS

SCALE	DATE	DRAWN BY	CHECKED
1:100@A1	07/30/20	AA	SS
PROJECT No	DRAWING No	REVISION	
10465	A51-001	J	



SYMBOLS ELECTRICAL

- SINGLE GPO
- SINGLE GPO ON ESSENTIAL SUPPLY
- DOUBLE GPO
- DOUBLE GPO ON ESSENTIAL SUPPLY
- SINGLE PHASE SUPPLY PERMANENT CONNECTED
- LIGHTSWITCH - ONE WAY
- LIGHTSWITCH - TWO WAY
- LIGHTSWITCH - DIMMER
- CLEANERS GPO
- WALL EXAMINATION LIGHT
- CEILING EXAMINATION LIGHT
- NIGHT LIGHT
- LIGHTING CONTROL PANEL
- 3 PHASE POWER/POPH
- TEMPERATURE CONTROL (THERMOSTAT)
- HAND DRYER
- HMB DRYER
- N-VA IN PROCESS SIGN ILLUMINATED
- LASER IN USE SIGN ILLUMINATED
- EQUIPOTENTIAL JUNCTION PLATE
- ELECTRICAL KEYPAD LOCK
- RESIDUAL CURRENT DEVICE
- BODY PROTECTED AREA
- CARDIAC PROTECTED AREA

HEIGHTS WILL VARY - REFER TO SERVICE PANELS FOR SPECIFIC MOUNTING HEIGHTS

MECHANICAL / MEDICAL GASES

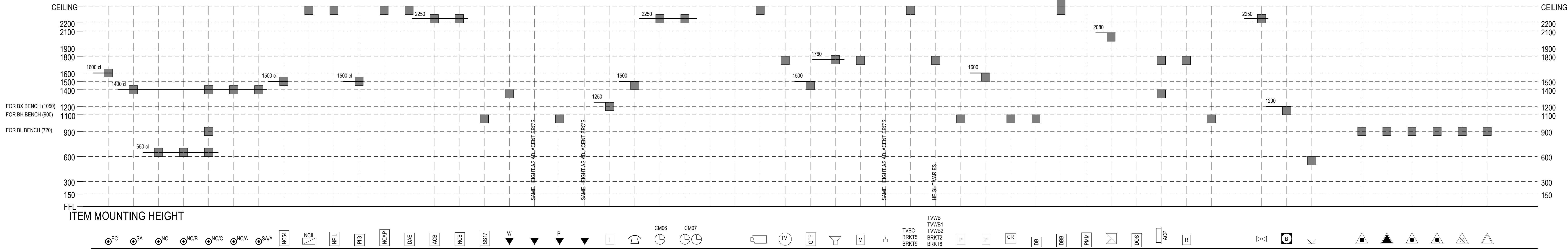
- GAS ALARM PANEL
- MEDICAL GAS VALVE BOX
- OXYGEN
- MEDICAL SUCTION
- SCAVENGER OUTLET
- NITROUS OXIDE
- MEDICAL BREATHING AIR
- COMPRESSED AIR
- TOOL AIR
- LPG OUTLET
- KEY SWITCH (MEDICAL IMAGING)
- CABLE OUTLET (MEDICAL IMAGING)
- LINE ISOLATION MONITOR
- TIME ELAPSE CLOCK RESET BUTTON
- MECHANICAL KEYPAD LOCK
- SURGICAL TOOL AIR CONTROL PANEL

HEIGHTS WILL VARY - REFER TO SERVICE PANELS FOR SPECIFIC MOUNTING HEIGHTS
EXAMPLE: SP2 REFERS TO SERVICE PANEL TYPE 2 AS PER SERVICE ENGINEERS DRAWINGS

ARCHITECTURAL

- CURTAIN TRACK - CEILING MOUNTED
- CURTAIN TRACK - SUSPENDED
- HOOK - STANDARD
- HOOK - COLLAPSABLE
- HOOK - ACCESSIBLE
- HOOK - IV
- HOOK - CATETER
- HOOK - PATIENT SLIDE
- HOOK - WALKING FRAME
- HOOK - EQUIPMENT
- HOOK - AMBULANT WC
- MDSFW (SPRAY/NOZZLE/METER)
- MODAG (DIAGNOSTIC SET)
- MODOTS (DISPOSABLE OTOSCOPE)
- MDTW (THERMOMETER)
- DOOR RELEASE BUTTON
- SUCT/BK/CT
- DV

REFER TO FITOUT PLANS FOR SPECIFIC MOUNTING HEIGHTS



SYMBOLS COMMUNICATION

- EMERGENCY CALL
- STAFF ASSIST
- NURSE CALL
- NURSE CALL - TOILET WALL MOUNTED
- NURSE CALL - WATERPROOF WALL MOUNTED
- NURSE CALL - PENDANT
- STAFF ASSIST - PENDANT
- NURSE CALL - RESPONDER'S WORK FLOW TERMINAL (TOUCHSCREEN)
- NURSE CALL INDICATOR LIGHT
- NEGATIVE PRESSURE INDICATOR
- PRESSURE INDICATOR GAUGE
- NURSE CALL ANNUNCIATOR PANEL
- DRUG ALARM INDICATOR
- ASSISTANCE CALL BUZZER
- NURSE CALL BUZZER
- DURRESS BUTTON (WALL MOUNTED)
- TELEPHONE (WALL MOUNTED)
- TELEPHONE (DATA OUTLET)
- PUBLIC TELEPHONE
- BUILDING AUTOMATED SYSTEM
- INTERCOM
- WARDEN INTERCOM POINT
- CLOCK - WALL MTD SLAVE
- CLOCK - CLEAN MOUNTED SYNCHRONOUS CLOCKS WITH REMOTE OPERATED

HEIGHTS WILL VARY - REFER TO SERVICE PANELS FOR SPECIFIC MOUNTING HEIGHTS

FIT OUT SYMBOLS

SYMBOLS REFER TO ARCHITECTURAL 1:50 FIT-OUT DRAWINGS. ROOM ELEVATIONS TAKE PRECEDENCE OVER KIT OF PARTS. REFER ALSO TO ROOM ELEVATIONS FOR MOUNTING HEIGHTS. SUFFIX INDICATED HEIGHT OF FITTING

- SET OUT FOR PROXY CARD READERS TO CORRIDOR DOOR (FOR PATIENT BED BY PASS)
1. LOCATE SWIPECARD READER 2100mm FROM END OF DOOR IN OPEN POSITION (ON PUBLIC SIDE) AT 1100mm AFFL
 2. LOCATE DOOR CONTROL BUTTON 2100mm FROM END OF DOOR IN OPEN POSITION (ON STAFF SIDE) AT 1100mm AFFL
 3. IN PAEDIATRIC AREAS DOOR CONTROL BUTTONS ARE TO BE LOCATED AT 1600mm AFFL

- SET OUT FOR PROXY CARDS TO OFFICES / STAFF AREAS / SECURE ROOMS
1. SWIPE CARD READER TO BE ON LATCH SIDE OF DOOR (WHERE POSSIBLE) AT 1100mm AFFL
 2. WHERE GLASS IS LOCATED ON LATCH SIDE, LOCATE SWIPE CARD READER ON HINGE SIDE AT 1100mm AFFL
 3. REFER TO INTERNAL ELEVATIONS FOR INDIVIDUAL ROOM SET OUTS
- ALL SWITCHES AND CONTROLS TO AN ACCESSIBLE PATH OF TRAVEL ARE TO BE LOCATED NO LESS THAN 500mm FROM INTERNAL CORNERS. THIS INCLUDES SWITCHES AND CONTROLS TO SECURITY, ACCESS AND CONTROLS (e.g. OUT OF HOURS, PUSH TO EXIT BUTTONS ON AUTOMATED DOORS)

FIRE EXTINGUISHER INSTALLATION AND ASSOCIATED SIGNAGE TO BE IN ACCORDANCE WITH AS2444.

NOMINATED MINIMUM HEIGHT 150MM TO USIDE
MAXIMUM HEIGHT 1200MM TO TOP

COPYRIGHT

ALL RIGHTS RESERVED. THIS WORK IS COPYRIGHTED AND CANNOT BE REPRODUCED OR COPIED IN ANY FORM OR BY ANY MEANS (GRAPHIC, ELECTRONIC OR MECHANICAL INCLUDING PHOTOCOPYING WITHOUT THE WRITTEN PERMISSION OF THE PRINCIPAL UNDER THE TERMS OF THE CONTRACT. ANY LICENCE, EXPRESS OR IMPLIED, TO USE THE DOCUMENT FOR ANY PURPOSE WHATSOEVER IS RESTRICTED TO THE TERMS OF THE AGREEMENT OR IMPLIED AGREEMENT WITH THE PRINCIPAL UNDER THE TERMS OF THE CONTRACT.

DIMENSIONS

USE FIGURED DIMENSIONS. DO NOT SCALE. CONTRACTORS MUST VERIFY ALL DIMENSIONS ON THE SITE BEFORE COMMENCING ANY WORK OR MAKING ANY SHOP DRAWING WHICH MUST BE SUBMITTED AND REVIEWED BEFORE MANUFACTURE.

FITURES, FITTINGS & EQUIPMENT SPECIFICATIONS

SUBSTITUTE FIRE EQUIPMENT SPECIFICATIONS
THE FIT OUT DESIGN AND DOCUMENTATION HAS BEEN COMPLETED ON THE BASIS OF FIRE AND EQUIPMENT ADVISED TO THIS OFFICE AT THE TIME OF BRIEFING THE DESIGN. THE DESIGN PROVIDES FOR FIRE AND EQUIPMENT INCORPORATES SPATIAL ALLOCATIONS, SERVICES, LOADING AND ACCESS CLEARANCES AND WHERE APPROPRIATE SERVICES REQUIREMENTS. MAKING THE RECORD FOR SUBSTITUTION, PATTERNS AND FITTINGS. IT SHOULD BE NOTED THAT SUBSTITUTE FIRE OR EQUIPMENT WITH ALTERNATE SPECIFICATIONS SHOULD NOT BE PROVIDED PRIOR TO VALIDATING THOSE SPECIFICATIONS AGAINST THE ITEM CONTROL SCHEDULE AND DESIGN PROVISIONS IN THE MODEL. THIS OFFICE ACCEPTS NO RESPONSIBILITY FOR THE PROCUREMENT OF SUBSTITUTE FIRE AND EQUIPMENT WHICH HAS NOT BEEN REVIEWED AND VALIDATED AGAINST THE ORIGINAL DESIGN PROVISIONS.

SERVICE POINTS DISCLAIMER

THE SERVICE POINTS IDENTIFIED ON THESE DRAWINGS HAVE BEEN OVERLAYED FROM THE BUILDING SERVICES ENGINEERING MODEL, AND ARE PROVIDED FOR INFORMATION AND SET OUT PURPOSES ONLY. WE HAVE BEEN ADVISED BY THE SERVICES ENGINEERS THAT THE POINTS REPRESENTED ON THESE DRAWINGS ARE CORRECT AT THE TIME OF PUBLICATION. THIS OFFICE DOES NOT WARRANT THE ACCURACY OF THIS DATA. REFER TO THE BUILDING SERVICES ENGINEERING DOCUMENTATION FOR THE INSTALLATION OF THE SERVICE POINTS AND THE INTERFACE BETWEEN THE SERVICES POINTS AND THE RESPECTIVE ENGINEERING SYSTEMS.

ISSUED FOR INFORMATION

BPSM architects
21/24/4/8/8/85
71-31/2 GOVERNMENT ST HOBBART TAS 7000 AUSTRALIA
PH: (03) 9885 2333 FAX: (03) 9885 2465

STH
21/24/4/8/8/85
71-31/2 GOVERNMENT ST HOBBART TAS 7000 AUSTRALIA
PH: (03) 9885 2333 FAX: (03) 9885 2465

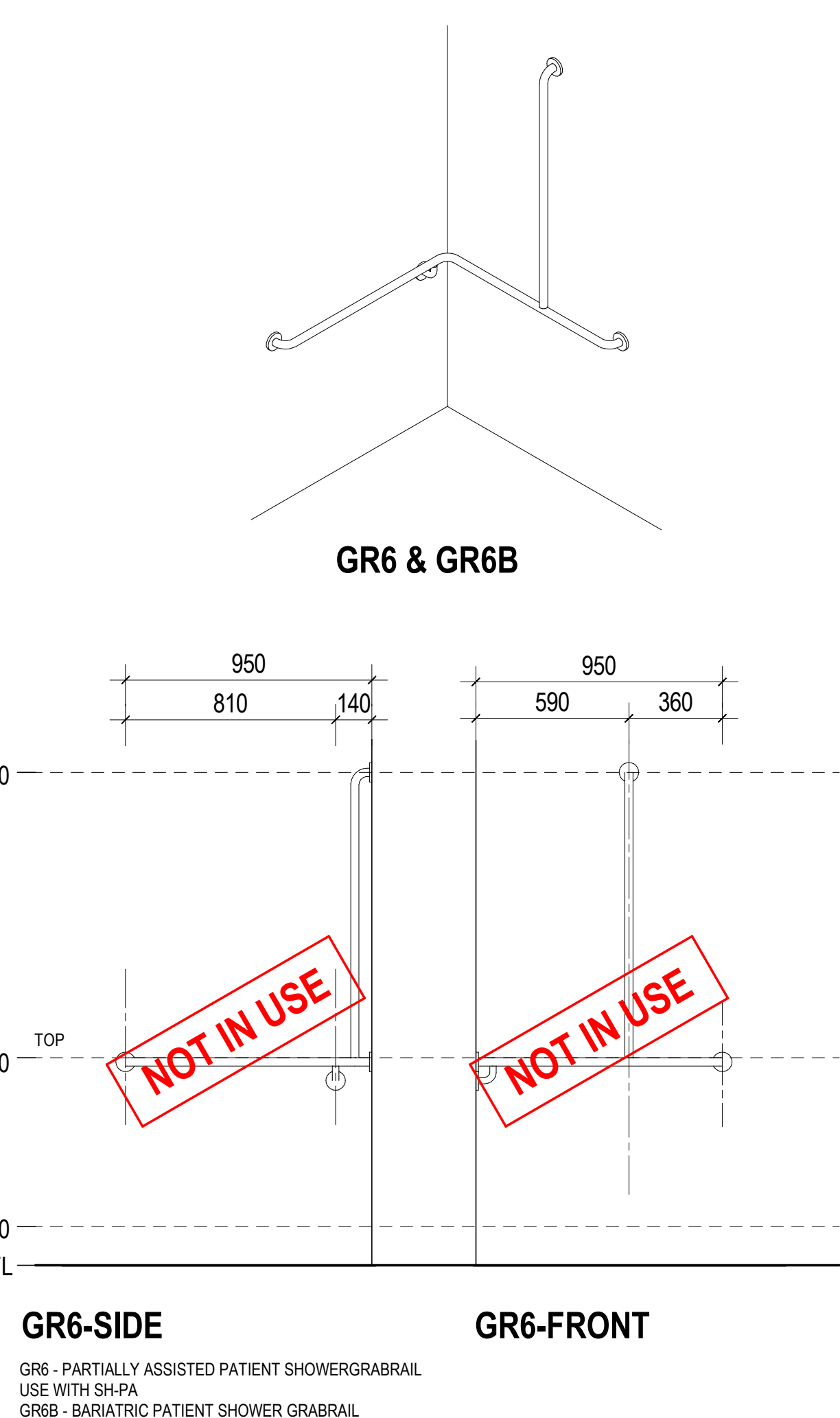


PROJECT
RHH - ICU EXPANSION
48 LIVERPOOL STREET, HOBART

DRAWING TITLE
**KIT OF PARTS
LINE OF HEIGHTS**

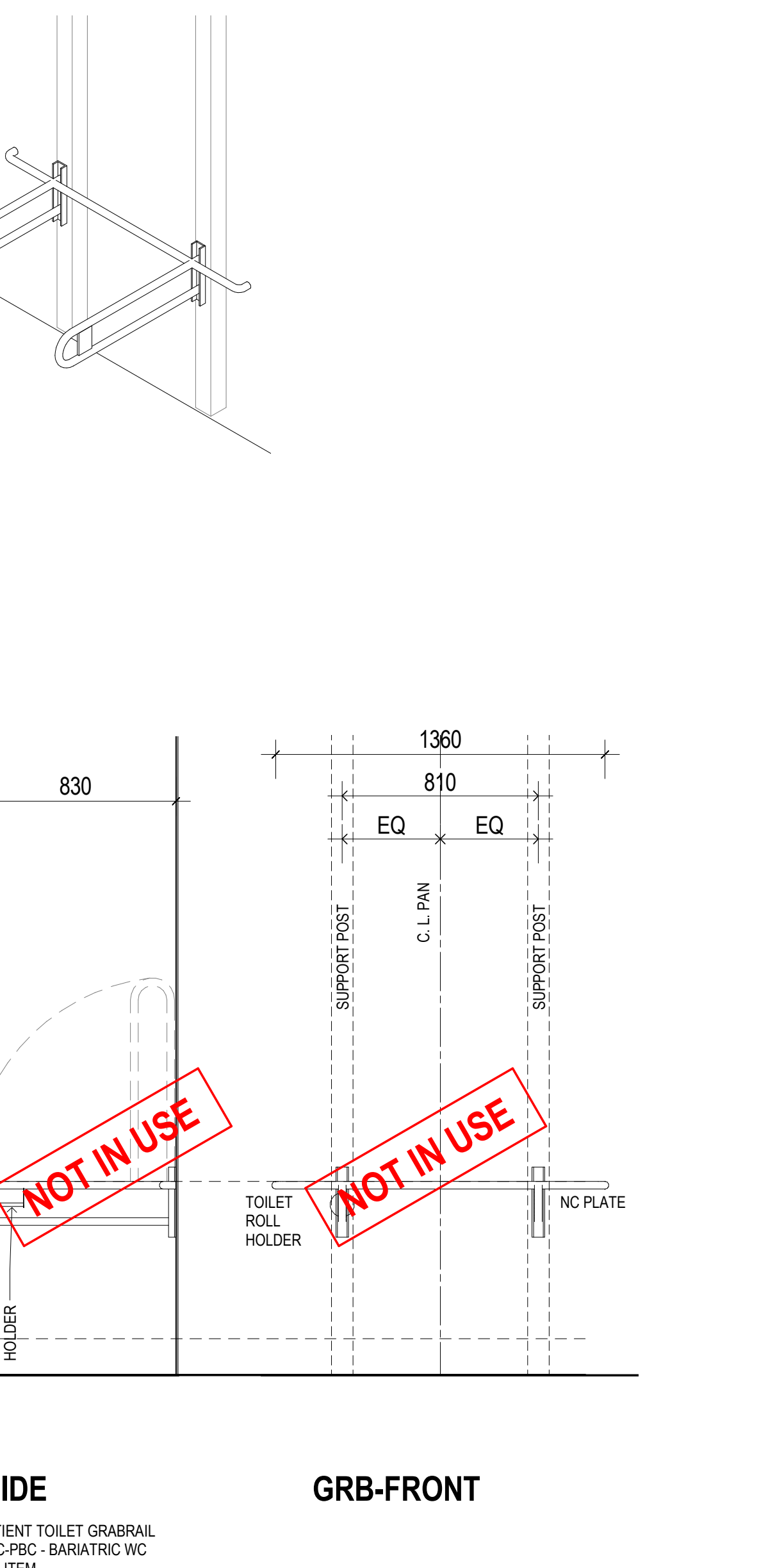
SCALE: 1:20@A0 DATE: 03/06/21 DRAWN BY: AA CHECKED: SS

PROJECT No: 10465 A60-001 DRAWING No: 03/06/21 REVISION: B



NOTE:

- GRABRAILS SHALL BE Ø32mm O.D. TYPE 302 STAINLESS STEEL FINISH WITH Ø75mm FLANGES AND 3 No. CONCEALED FIXING SCREWS
- PROVIDE NOGGINGS AT EACH FIXING LOCATION. GIVEN DIMENSIONS TO C.L. FLANGES UNLESS NOTED OTHERWISE
- REFER TO AS1428.1:2009 FOR MINIMUM GRABRAIL DIMENSIONS AT DISABLED WC'S



PROJECT _____			
RHH - ICU EXPANSION			
48 LIVERPOOL STREET, HOBART			
DRAWING TITLE _____			
KIT OF PARTS SANITARY GRABRAILS			
SCALE _____	DATE _____	DRAWN BY _____	CHECKED _____
1 : 20 @A0	03/06/21	AA	SS
PROJECT NO _____ DRAWING NO _____			REVISION _____
104065	A60-002		B



KEY PLAN

[illegible]

GENERAL NOTES

UNLESS SHOWN OTHERWISE ON
1:50 INTERNAL FITOUT DWGS, ALL WC'S
SHALL BE 450mm FROM FINISHED
WALL FACE (INCLUDING WALL TILES)
TO CENTRE LINE OF TOILET PAN

REFER SANITARY FIXTURES SCHEDULE AND SPECIFICATION FOR TYPES/COLOUR AND FINISHES OF FIXTURES AND FITTINGS

COPYRIGHT

ALL RIGHTS RESERVED. THIS WORK IS COPYRIGHTED AND CANNOT BE REPRODUCED OR COPIED IN ANY FORM OR BY ANY MEANS (GRAPHIC, ELECTRONIC OR MECHANICAL, INCLUDING PHOTOCOPYING) WITHOUT THE WRITTEN PERMISSION OF THE PRINCIPAL UNDER THE TERMS OF THE CONTRACT. ANY LICENCE, EXPRESS OR IMPLIED, TO USE THE DOCUMENT FOR ANY PURPOSE WHATSOEVER IS RESTRICTED TO THE TERMS OF THE AGREEMENT OR IMPLIED AGREEMENT WITH THE PRINCIPAL UNDER THE TERMS OF THE CONTRACT.

DIMENSIONS

USE FIGURED DIMENSIONS, ~~DO NOT SCALE~~. CONTRACTORS MUST
VERIFY ALL DIMENSIONS ON THE SITE BEFORE COMMENCING ANY
WORK OR MAKING ANY SHOP DRAWING WHICH MUST BE SUBMITTED
AND REVIEWED BEFORE MANUFACTURE

FIXTURES, FITTINGS & EQUIPMENT SPECIFICATIONS

SUBSTITUTE FIRE EQUIPMENT SPECIFICATIONS

THE FIT-UP DESIGN AND DOCUMENTATION HAS BEEN COMPLETED ON THE BASIS OF FIRE AND EQUIPMENT ADVISED TO THIS OFFICE AT THE TIME OF BRIEFING THE DESIGN. THE DESIGN PROVISIONS FOR FIRE AND EQUIPMENT INCORPORATES SPATIAL ALLOCATIONS, SERVICES, LOADING AND ACCESS CLEARANCES AND WHERE APPROPRIATE SERVICES REQUIREMENTS. HAVING DONE REGARD FOR SURROUNDING FEATURES AND CONDITIONS, IT IS NOTED THAT SUBSTITUTE FIRE OR EQUIPMENT WITH ALTERNATE SPECIFICATIONS SHOULD NOT BE PROCURED PRIOR TO VALIDATING THOSE SPECIFICATIONS AGAINST THE ITEM CONTROL, SCHEDULE AND DESIGN PROVISIONS IN THE MODEL. THIS OFFICE ACCEPTS NO RESPONSIBILITY FOR THE PROCEEDING OF SUBSTITUTION OF EQUIPMENT OR MATERIALS. THE DESIGN SHALL BE REVIEWED AND VALIDATED AGAINST THE ORIGINAL DESIGN PROVISIONS.

SERVICE POINTS DISCLAIMER

THE SERVICE POINTS IDENTIFIED ON THESE DRAWINGS HAVE BEEN OVERLAYED FROM THE BUILDING SERVICES ENGINEERING MODEL, AND ARE PROVIDED FOR INFORMATION AND SET-OUT PURPOSES ONLY. WE HAVE BEEN ADVISED BY THE SERVICES ENGINEERS THAT THE POINTS REPRESENTED ON THESE DRAWINGS ARE CORRECT AT THE TIME OF PUBLICATION. THIS OFFICE DOES NOT WARRANT THE ACCURACY OF THIS DATA. REFER TO THE BUILDING SERVICES ENGINEERING DOCUMENTATION FOR THE INSTALLATION OF THE SERVICES POINTS, AND THE INTERFACE BETWEEN THE SERVICES POINTS AND THE RESPECTIVE ENGINEERING SYSTEMS.

ISSUED FOR INFORMATION

- ARCHITECTS

BPSM architects

STH

ABN: 21 134 478 065
PELACO COMPLEX, BUILDING 3, LEVEL 2
21-31 GOODWOOD ST, RICHMOND VIC 3121, AUSTRALIA
PH: (03) 9685 2333 FAX: (03) 9685 2455

THIS ARCHITECTURAL DESIGN IS THE COPYRIGHT OF
SILVER THOMAS HANLEY (AUS) PTY LTD ABN 21 134 478 065
AND SHALL NOT BE REPRODUCED WITHOUT THEIR WRITTEN PERMISSION



RHH
ROYAL HOBART HOSPITAL

- PROJECT

RHH - ICU EXPANSION

48 LIVERPOOL STREET, HOBART

— DRAWING TITLE

**KIT OF PARTS
SANITARY
TOILETS - SHEET 2**

SCALE: 1:20@A0 DATE: 03/06/21 DRAWN BY: AA CHECKED BY: SS

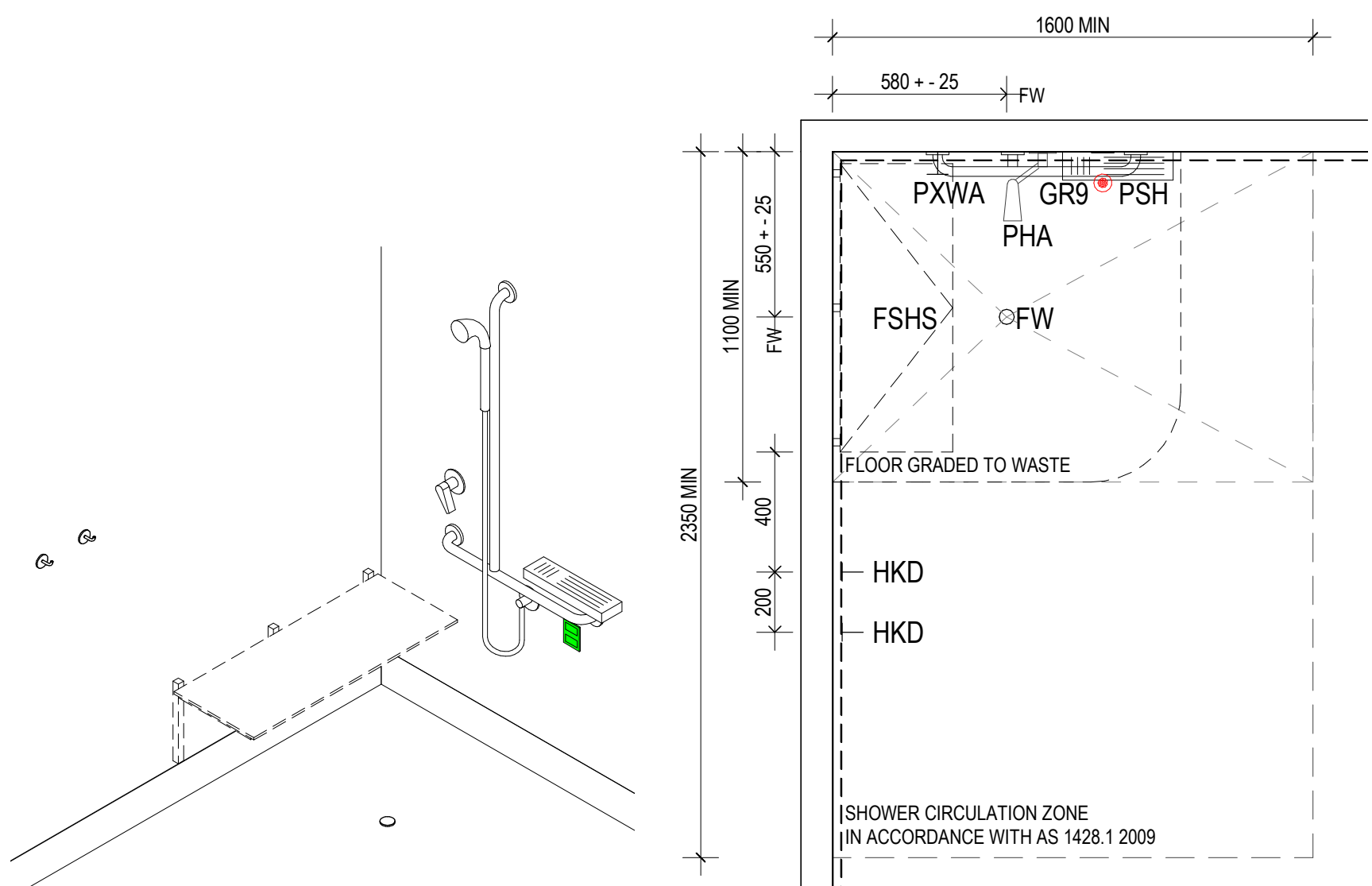
PROJECT No. _____ DRAWING No. _____ REVISION _____

10465 A60-004

CHECKED _____
 DIVISION _____
B

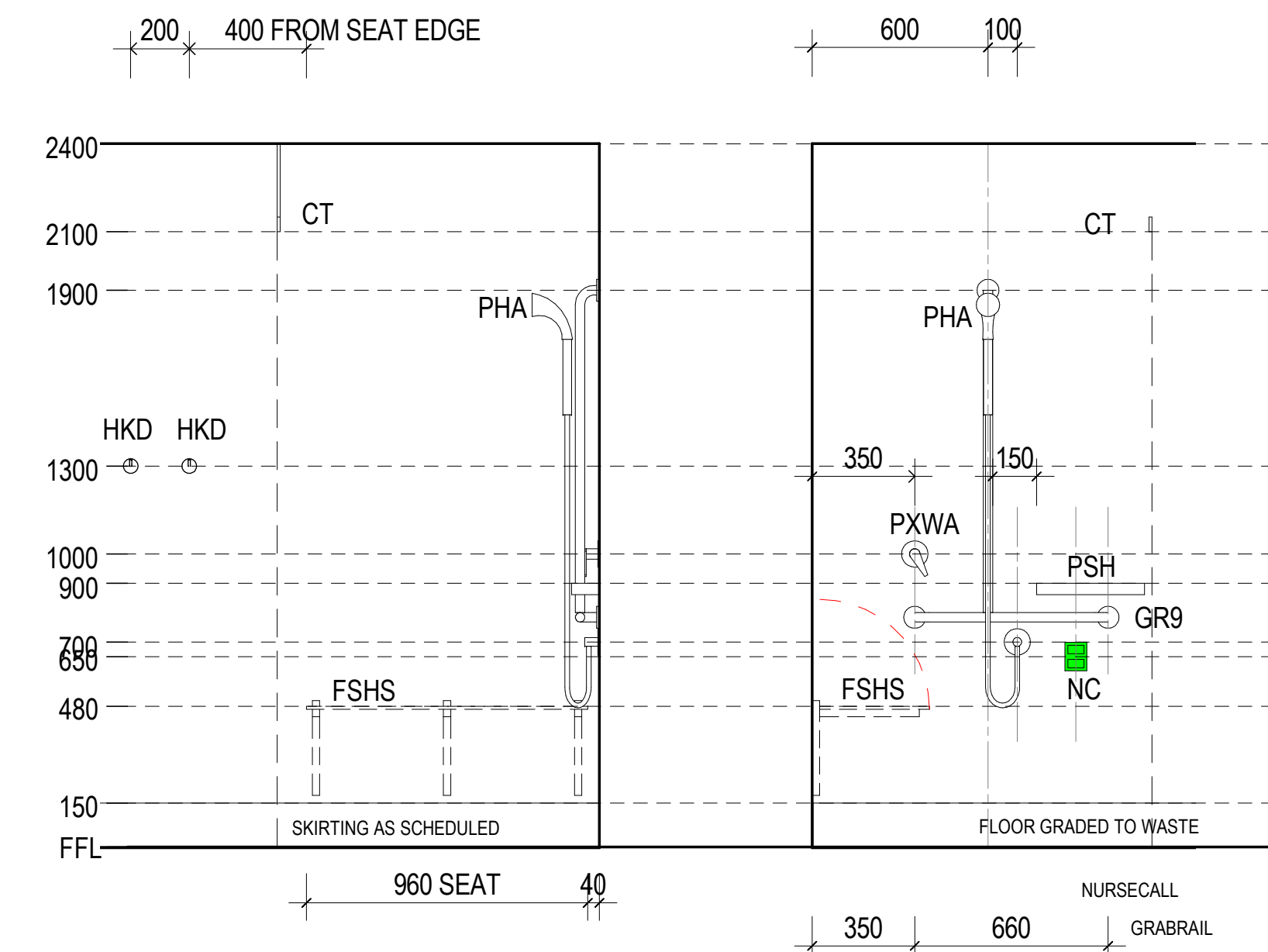
TOILETS

TOILETS ARE TO BE SET OUT 450mm FROM THE FACE OF THE WALL TO THE CENTRE OF THE PAN
UNLESS NOTED OTHERWISE. REFER TO 1:50 FITOUT DRAWINGS



SH-D

SH-D PLAN



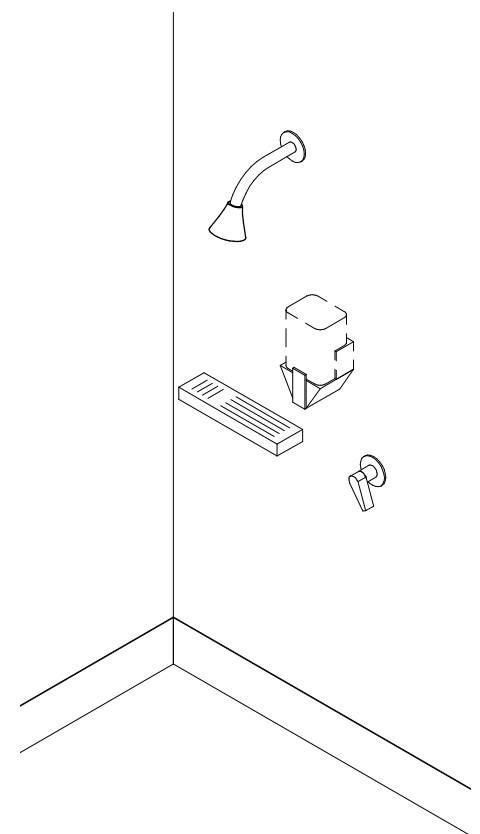
SH-D - SIDE

SH-D - FRONT

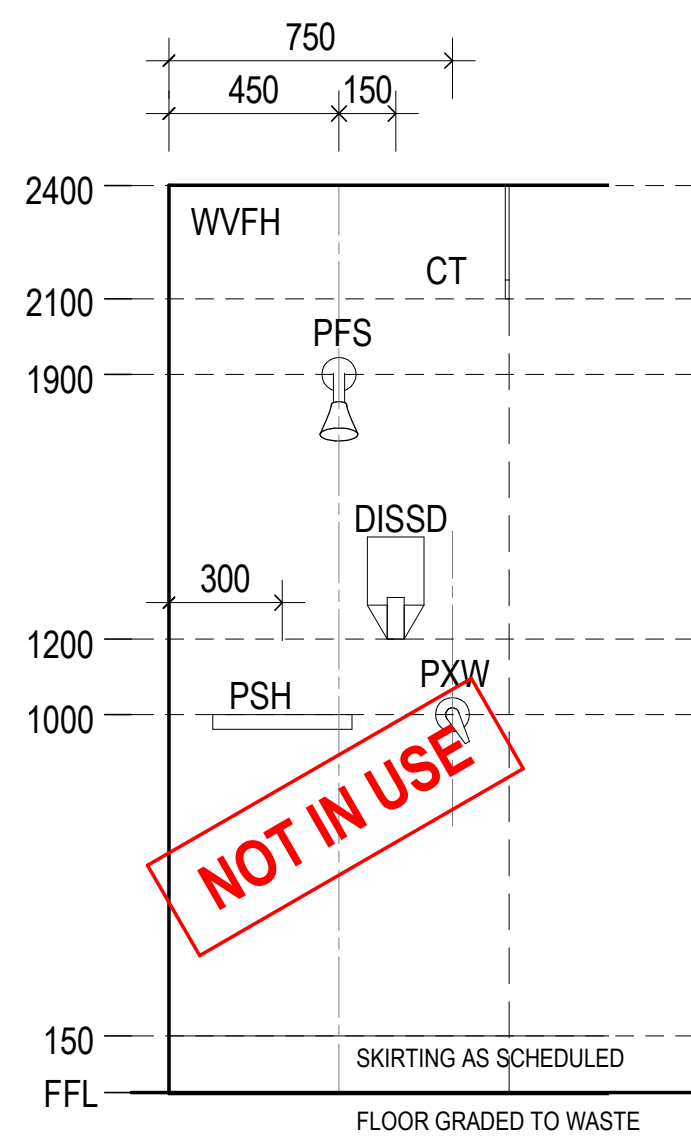
ACCESSIBLE SHOWER
IN COMPLIANCE WITH AS 1428.1 2009.
NO REQUIRED IN PATIENT SHOWERS.
SHOWER GRAB RAIL BASED ON SURECARE ASSISTED SHOWER RAIL AS29AS30
WHERE 2 OR MORE ARE PROVIDED, EVEN DISTRIBUTION OF LEFT HAND AND RIGHT HAND
OPTIONS ARE TO BE MADE AVAILABLE. REFER TO FITOUT PLANS FOR LAYOUTS.

SHOWERS

NOTE: IF SHOWERS ARE DESIGNED TO BE BACK TO BACK,
WALL MOUNTED FLUXMIXER TAPS MUST BE OFFSET BY MINIMUM 225mm.
MINIMUM SPLASH-BACK REQUIREMENTS INDICATED ABOVE. REFER ALSO
1:50 FIT OUT DRAWINGS AND FINISHES SCHEDULE FOR FULL EXTENT

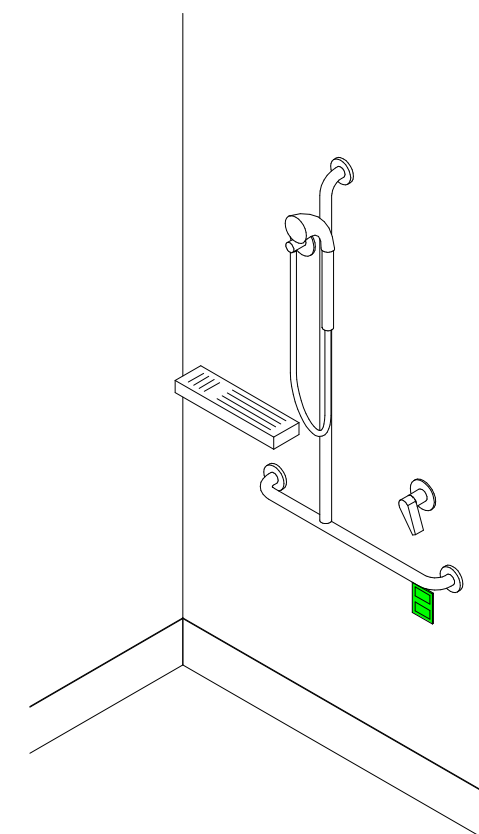


SH-R

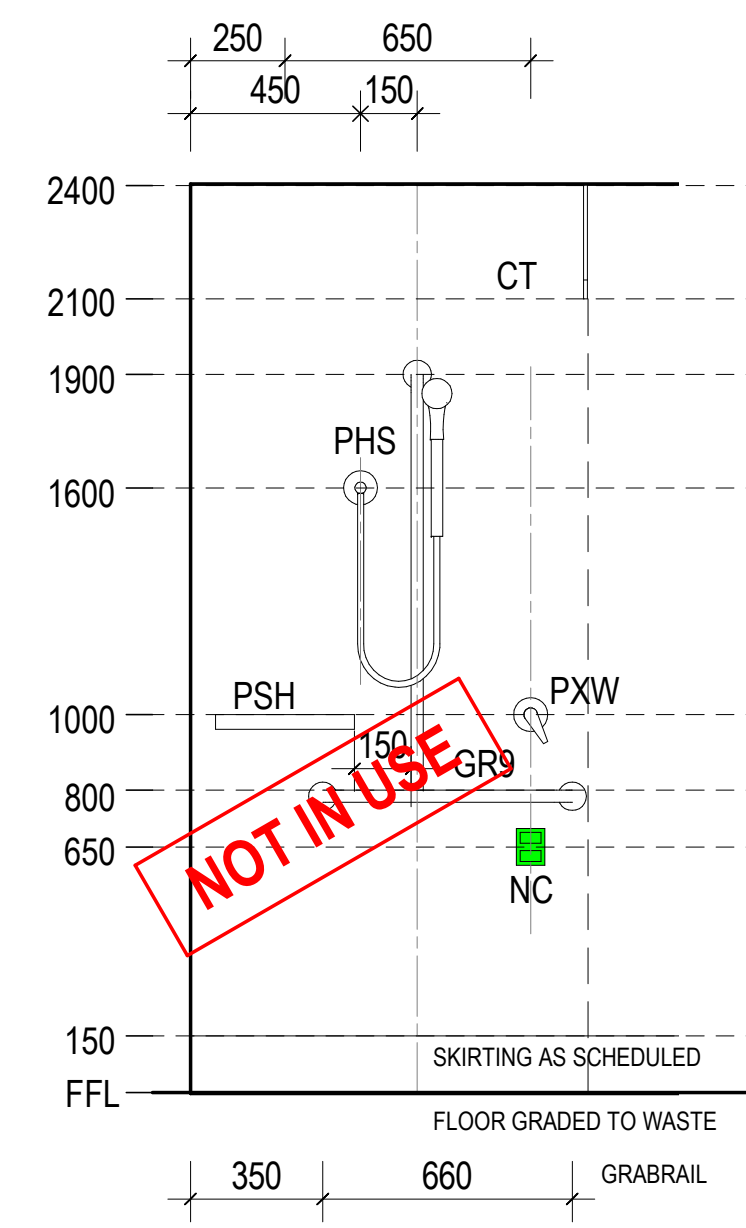


SH-R

STANDARD SHOWER -
STAFF AMENITIES

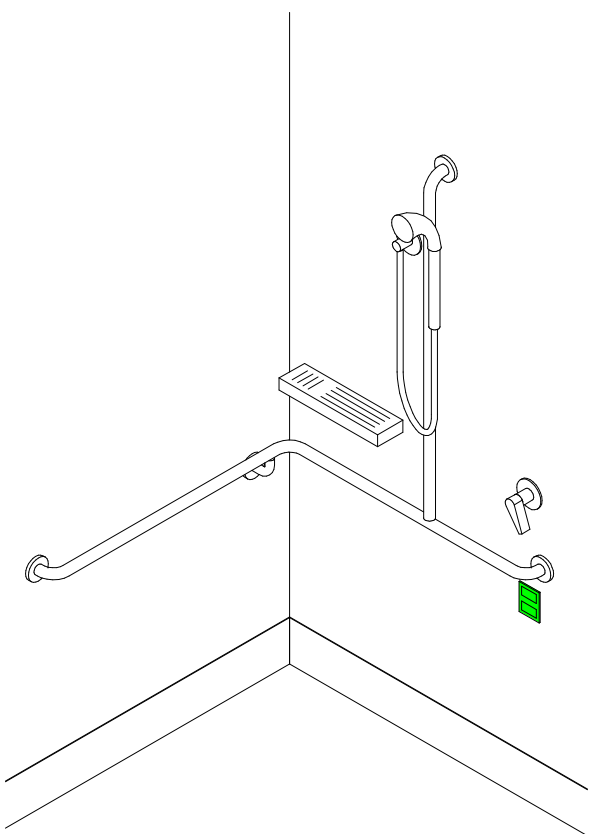


SH-P

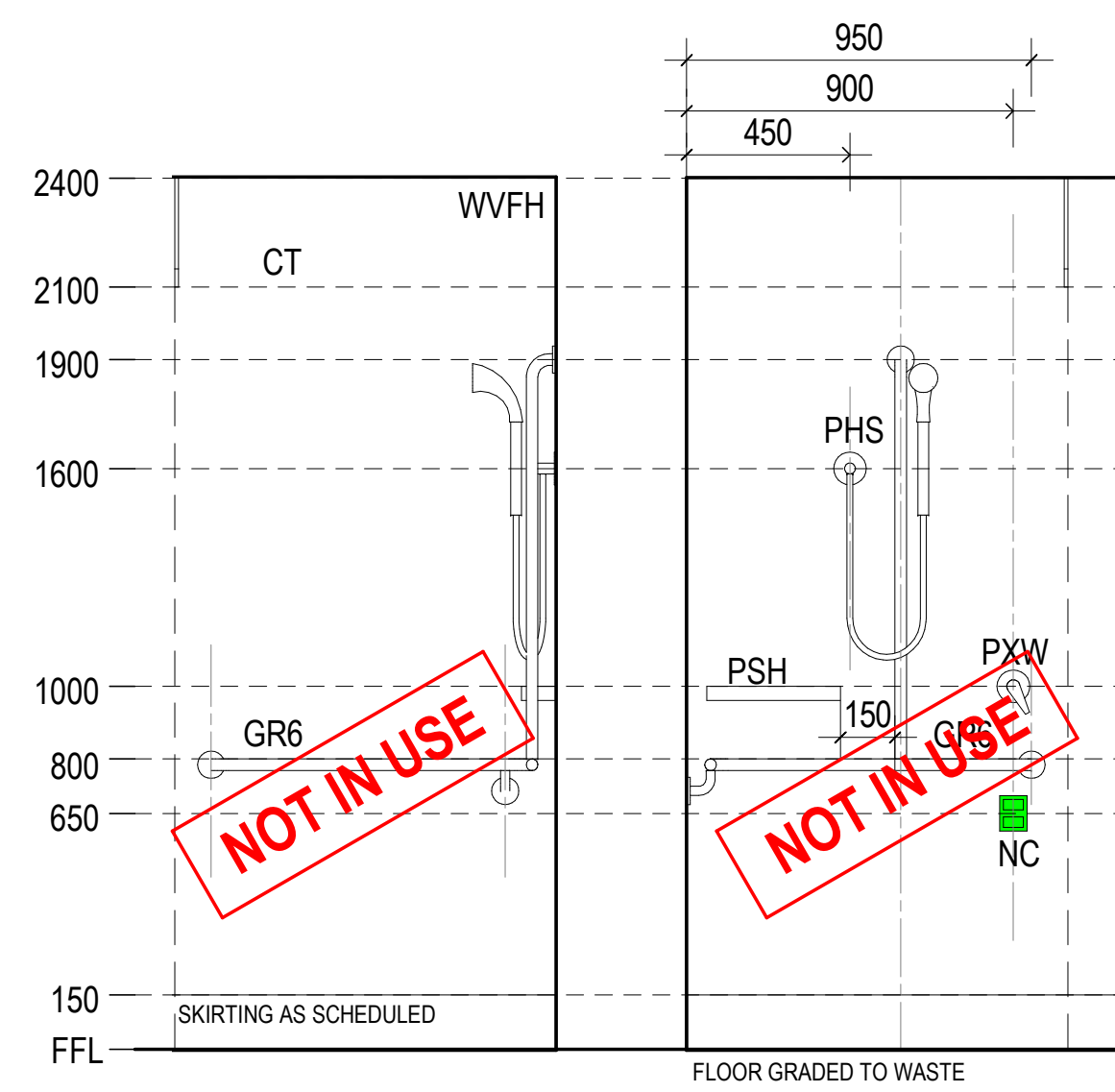


SH-P

PATIENT ENSUITE SHOWER
SHOWER GRAB RAIL BASED ON
SURECARE ASSISTED SHOWER RAIL AS29AS30



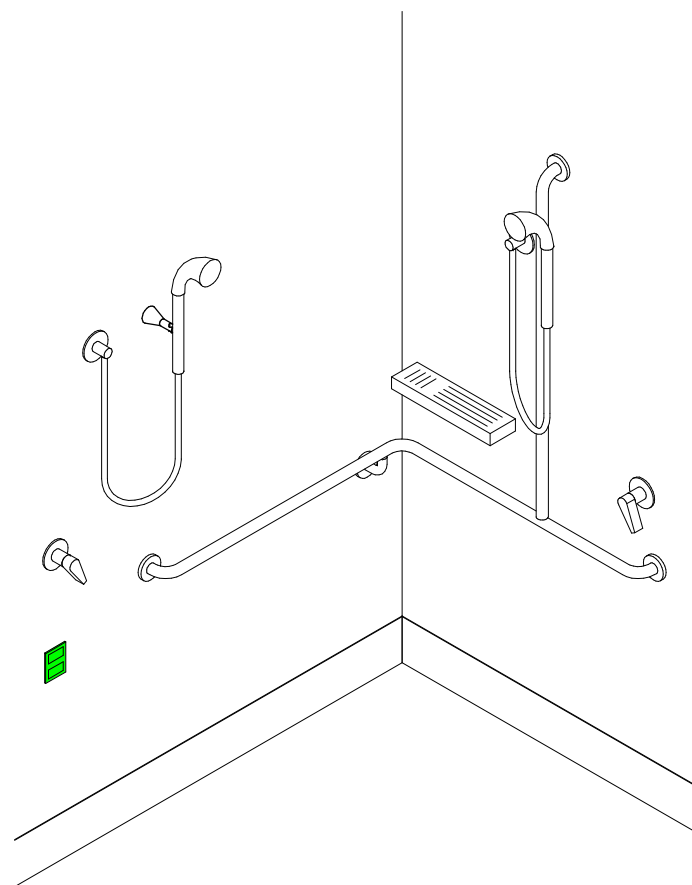
SH-PA



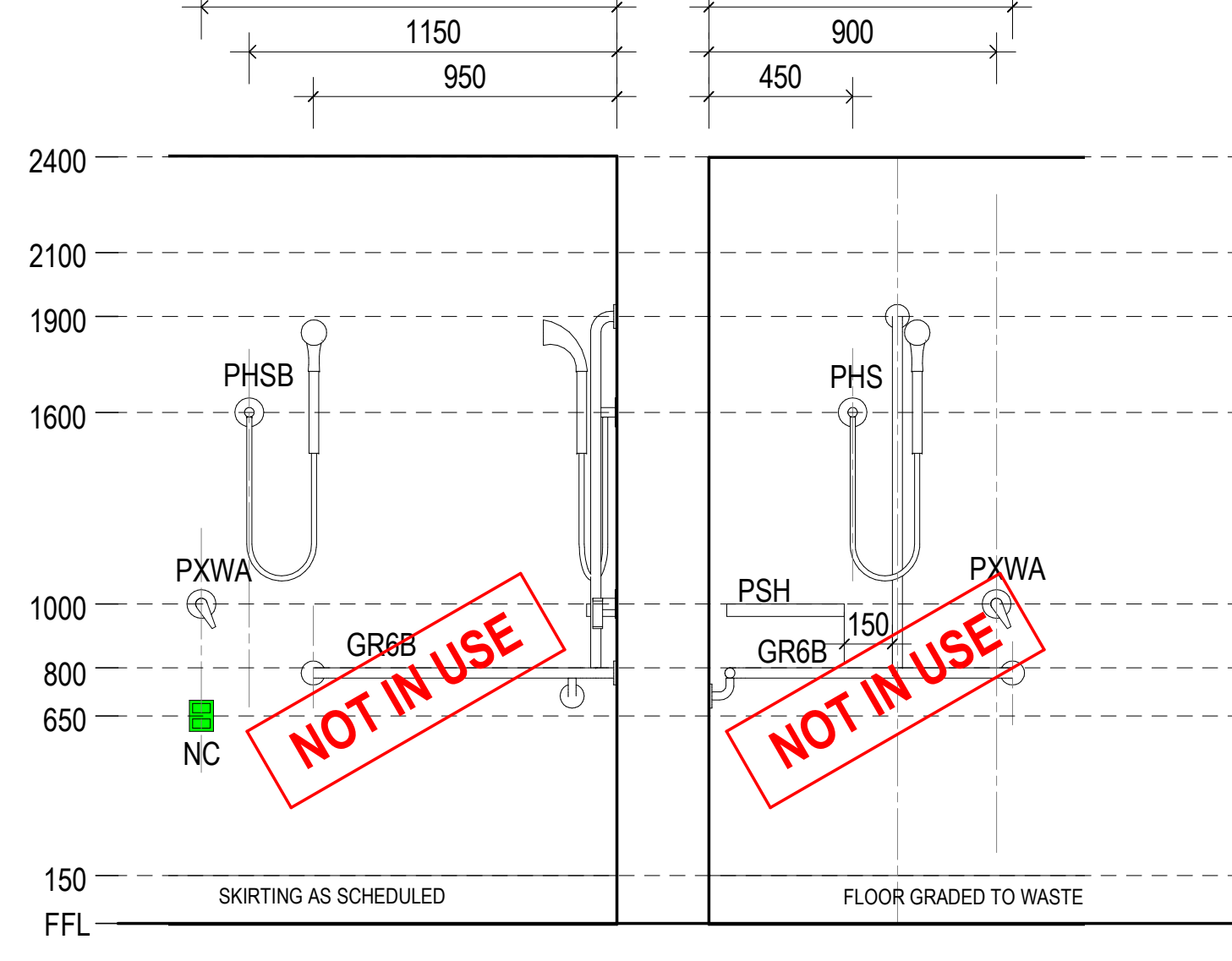
SH-PA - SIDE

SH-PA - FRONT

PATIENT SHOWER -
PARTIALLY ASSISTED



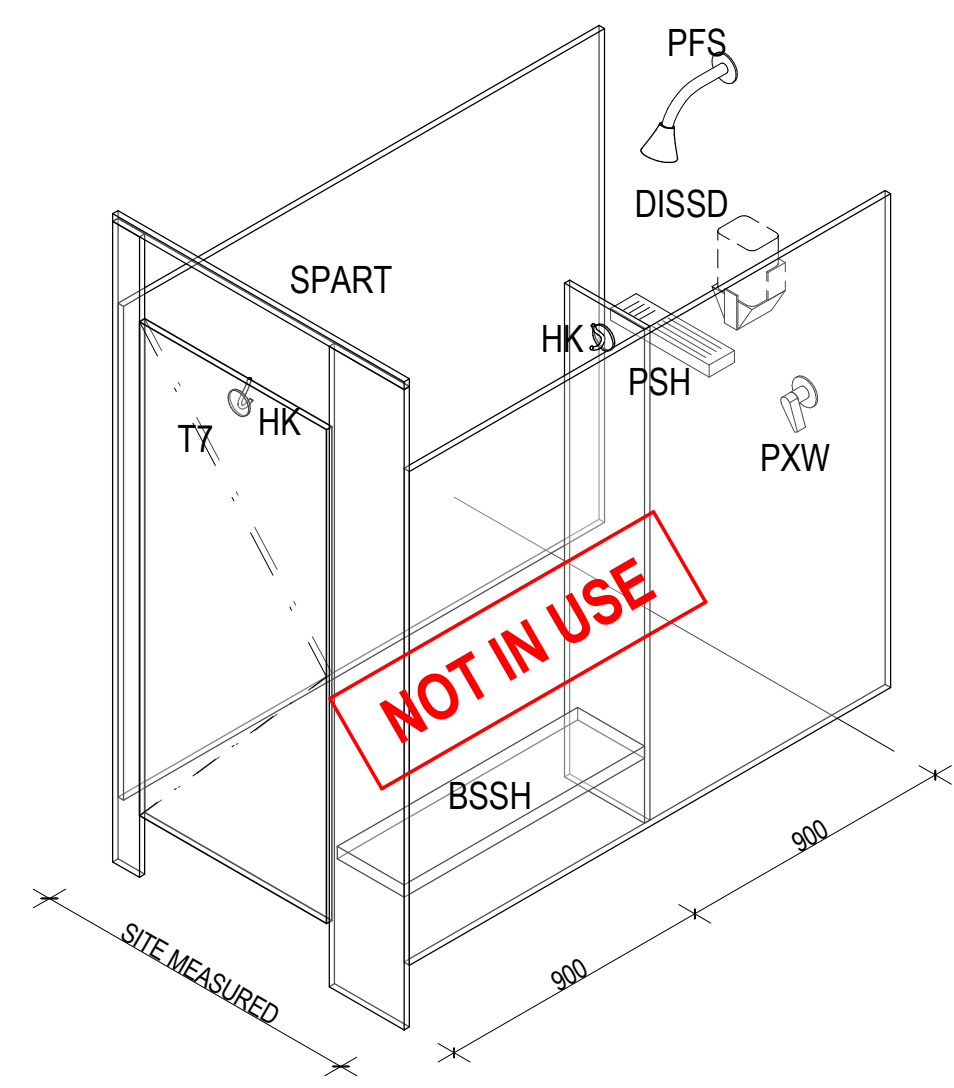
SH-PAB



SH-PAB - SIDE

SH-PAB - FRONT

PATIENT SHOWER -
BARIATRIC ENSUITE

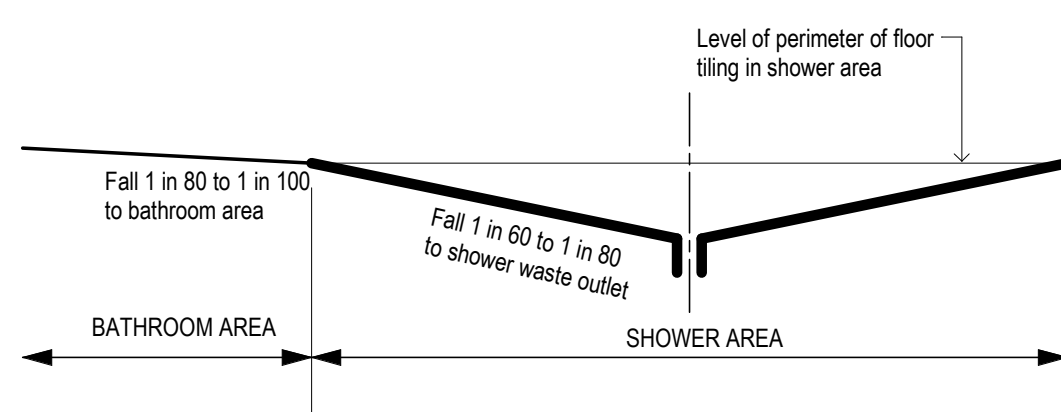


SHOWER CUBICLE

SPART - SHOWER PARTITION CUBICLE
INCLUSIVE PARTITIONS, 2 HOOKS, BENCH SEAT, DOOR,
SOAP DISPENSER AND SHOWER ASSEMBLY (SHR)

BSSH LAMINATE SEAT FIXED TO PARTITION WALLS
WITH BRACKETS & COACHBOLTS. ALLOW FOR NOGGINGS
FOR BOLTS @ 400 AFFL.

SHOP DRAWINGS TO BE PROVIDED FOR APPROVAL TO ARCHITECTS



FLOOR GRADES AT BATHROOM & SHOWER FLOOR

FOR FURTHER DETAILS REFER TO FIG 49 GRADES FOR BATHROOM AND SHOWER FLOOR & CLAUSE 15.5 IN AS 1428.1:2009

KEY PLAN

REV	DESCRIPTION	DRN	DATE
A	ISSUED FOR PRE-TENDER	AA	28/03/2021
B	ISSUED FOR TENDER	AA	03/06/2021

GENERAL NOTES

UNLESS SHOWN OTHERWISE ON
1:50 INTERNAL FITOUT DWGS, ALL WCs
SHALL BE 450mm FROM FINISHED
WALL FACE (INCLUDING WALL TILES)
TO CENTRE LINE OF TOILET PAN

REFER SANITARY FIXTURES SCHEDULE AND
SPECIFICATION FOR TYPES/COLOUR AND
FINISHES OF FIXTURES AND FITTINGS

COPYRIGHT

ALL RIGHTS RESERVED. THIS WORK IS COPYRIGHT AND CANNOT BE REPRODUCED OR
COPIED IN ANY FORM OR BY ANY MEANS (GRAPHIC, ELECTRONIC OR MECHANICAL
INCLUDING PHOTOCOPYING) WITHOUT THE WRITTEN PERMISSION OF THE PRINCIPAL
UNDER THE TERMS OF THE CONTRACT. ANY LICENCE, EXPRESS OR IMPLIED, TO USE
THE DOCUMENT FOR ANY PURPOSE WHATSOEVER IS RESTRICTED TO THE TERMS OF
THE AGREEMENT OR IMPLIED AGREEMENT WITH THE PRINCIPAL UNDER THE TERMS OF
THE CONTRACT.

DIMENSIONS

USE FIGURED DIMENSIONS. DO NOT SCALE. CONTRACTORS MUST
VERIFY ALL DIMENSIONS ON THE SITE BEFORE COMMENCING ANY
WORK OR MAKING ANY SHOP DRAWING WHICH MUST BE SUBMITTED
AND REVIEWED BEFORE MANUFACTURE.

FIXTURES, FITTINGS & EQUIPMENT SPECIFICATIONS
SUBSTITUTE FREE EQUIPMENT SPECIFICATIONS
THE BUILDING SERVICES ENGINEERING MODEL, AND ARE PROVIDED FOR INFORMATION
AND RETAIL PURPOSES ONLY. WE HAVE BEEN ADVISED BY THE SERVICES ENGINEERS
THAT THE POINTS REPRESENTED ON THESE DRAWINGS ARE CORRECT AT THE TIME OF
PUBLICATION. THIS OFFICE DOES NOT WARRANT THE ACCURACY OF THIS DATA. REFER
TO THE BUILDING SERVICES ENGINEERING DOCUMENTATION FOR THE INSTALLATION
OF THE SERVICES POINTS AND THE INTERFACE BETWEEN THE SERVICES POINTS AND
THE RESPECTIVE ENGINEERING SYSTEMS.

SERVICE POINTS DISCLAIMER
THE SERVICE POINTS IDENTIFIED ON THESE DRAWINGS HAVE BEEN OVERLAPPED FROM
THE BUILDING SERVICES ENGINEERING MODEL, AND ARE PROVIDED FOR INFORMATION
AND RETAIL PURPOSES ONLY. WE HAVE BEEN ADVISED BY THE SERVICES ENGINEERS
THAT THE POINTS REPRESENTED ON THESE DRAWINGS ARE CORRECT AT THE TIME OF
PUBLICATION. THIS OFFICE DOES NOT WARRANT THE ACCURACY OF THIS DATA. REFER
TO THE BUILDING SERVICES ENGINEERING DOCUMENTATION FOR THE INSTALLATION
OF THE SERVICES POINTS AND THE INTERFACE BETWEEN THE SERVICES POINTS AND
THE RESPECTIVE ENGINEERING SYSTEMS.

ISSUED FOR INFORMATION

ARCHITECTS

BPSM architects STH

ARN: 21 04 478 00
PELACO COMPLEX, BUILDING 3, LEVEL 2
21-31/12/2020
PH: (05) 9885 2333 FAX: (05) 9885 2465

THIS ARCHITECTURAL DESIGN IS THE COPYRIGHT OF
SAVER THOMAS HARTLEY (AUST PTY LTD) ABN 21 04 478 005
AND SHALL NOT BE REPRODUCED WITHOUT THEIR WRITTEN PERMISSION
CLIENT



PROJECT

RHH - ICU EXPANSION

48 LIVERPOOL STREET, HOBART

DRAWING TITLE

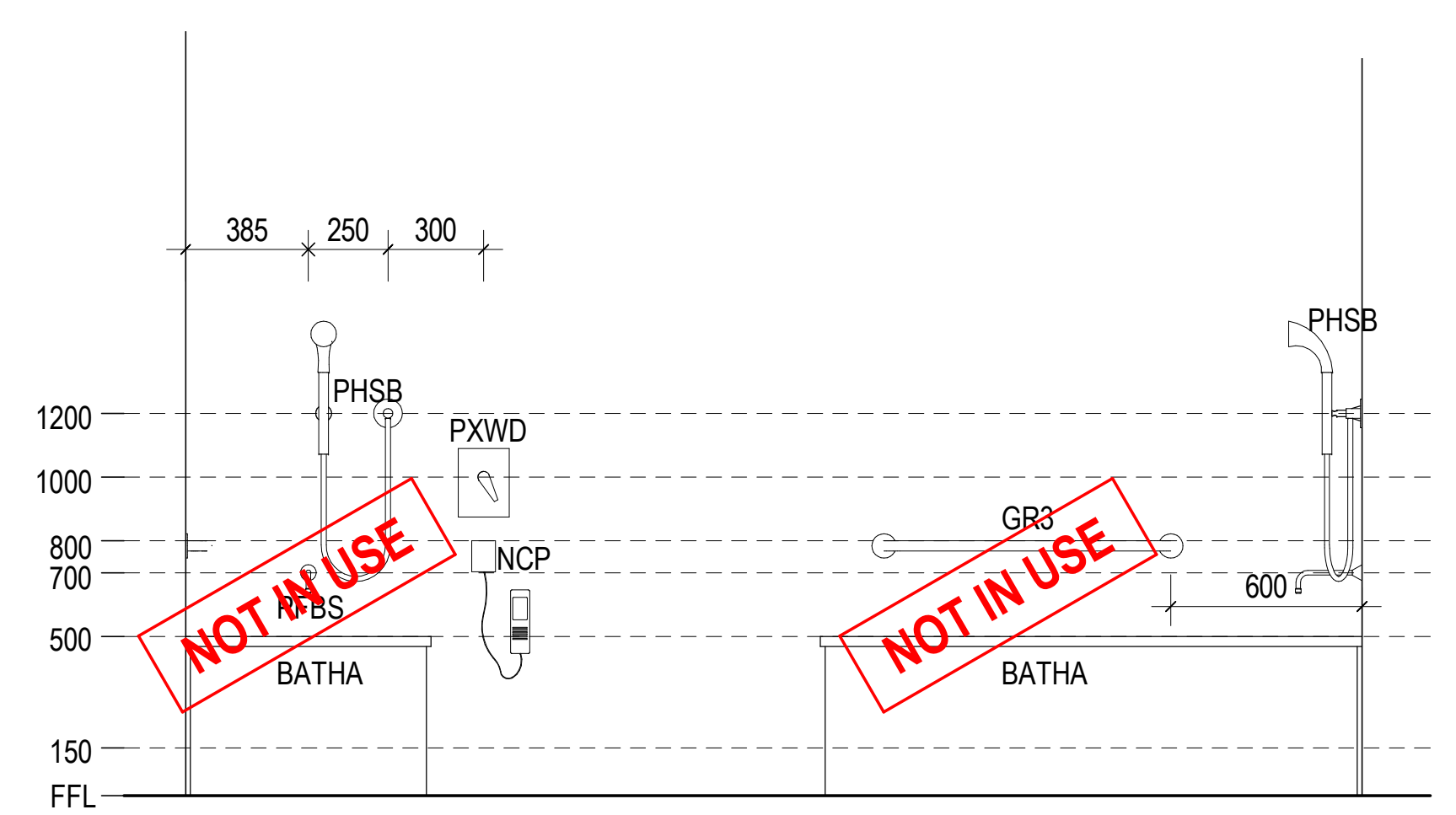
KIT OF PARTS
SANITARY
SHOWER & BATH
ASSEMBLIES

As indicated@AO 03/06/21 AA

PROJECT No: 10465 A60-020

BIM 360://Royal Hobart Hospital - ICU Expansion/IT/CLL - Bathroom_A60-020

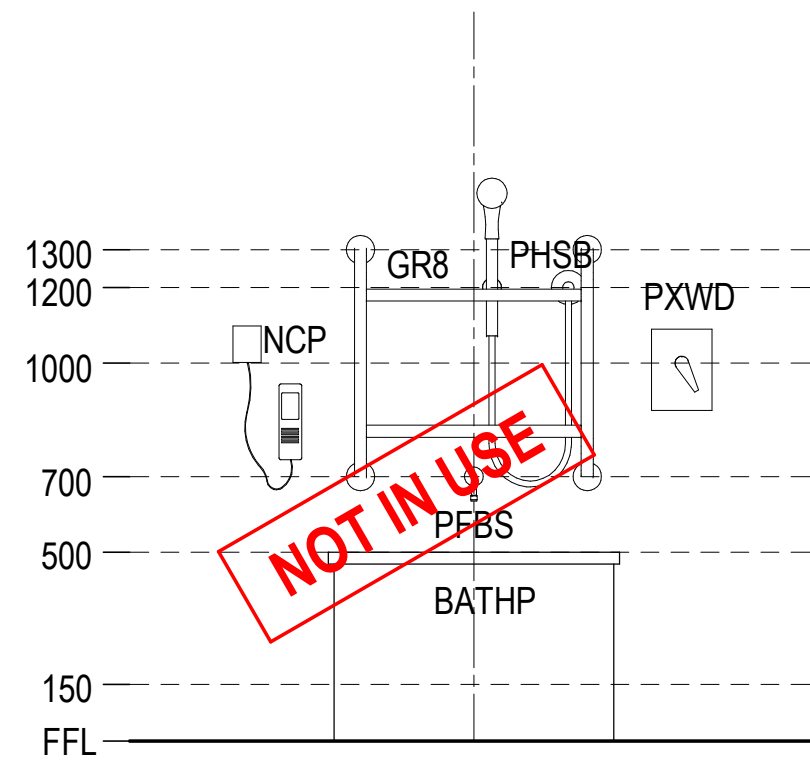
BATHS



BATH-A FRONT

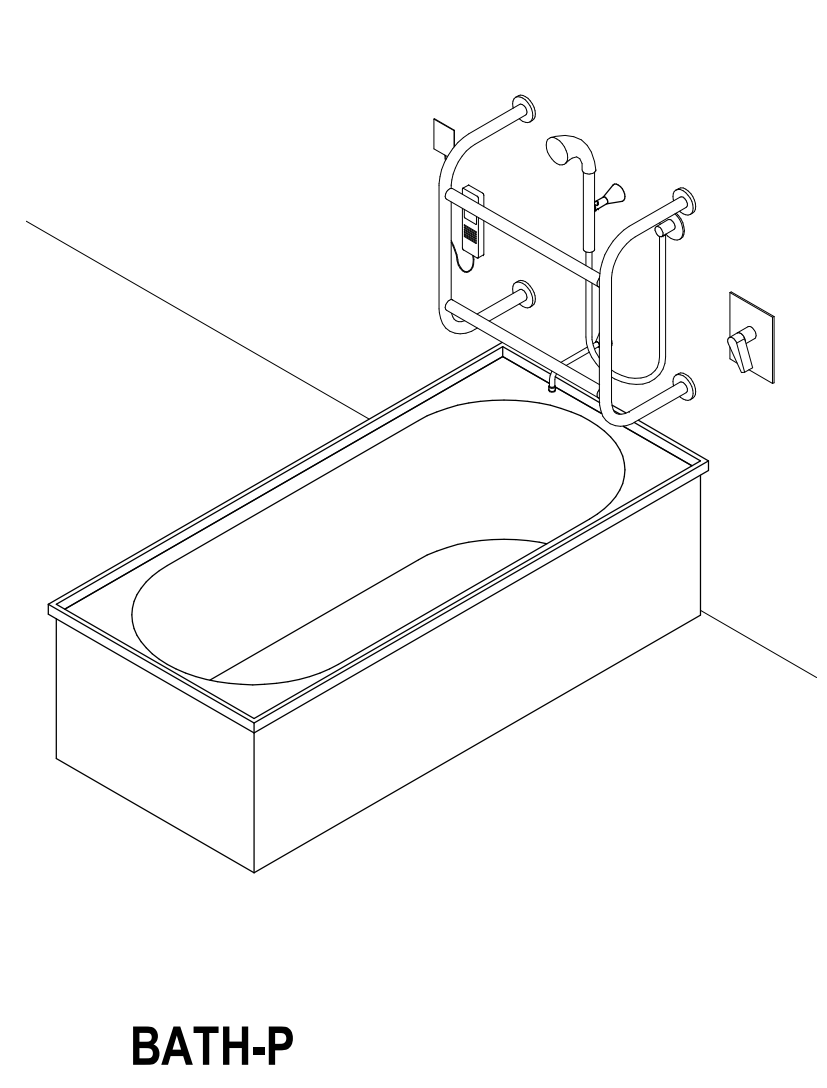
ADL BATH (AND TO DAILY LIVING)
INCLUDES ALL FITTINGS SHOWN

BATH-A SIDE

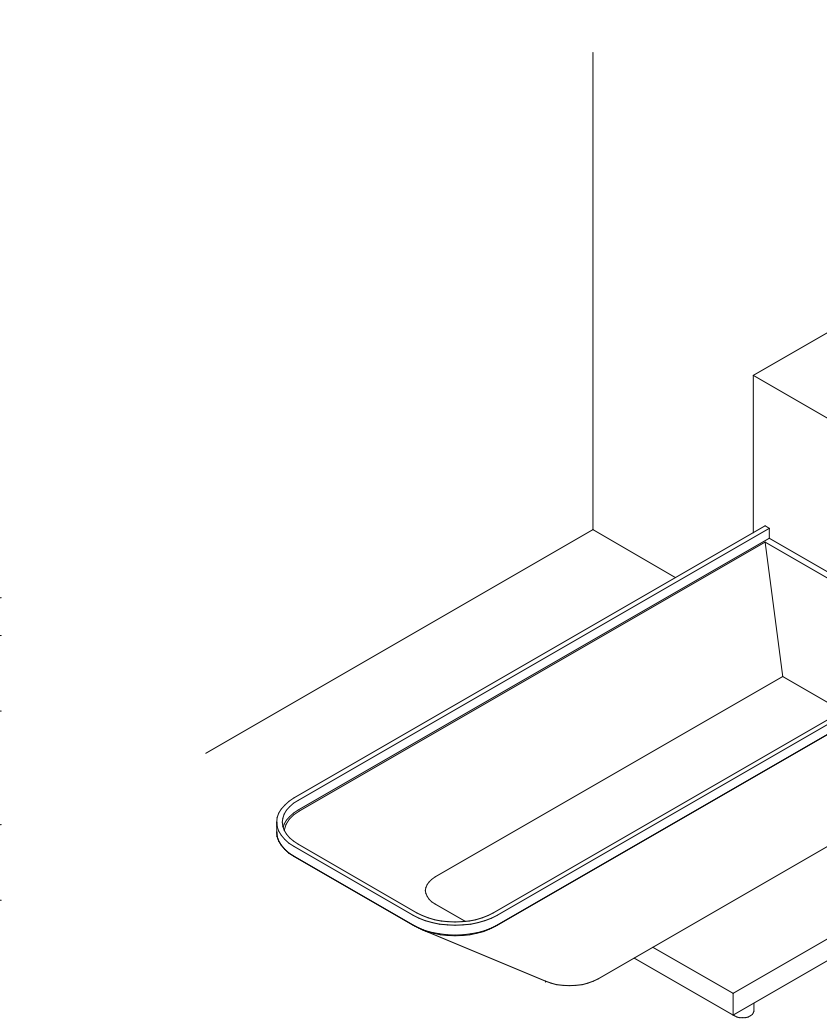


BATH-P FRONT

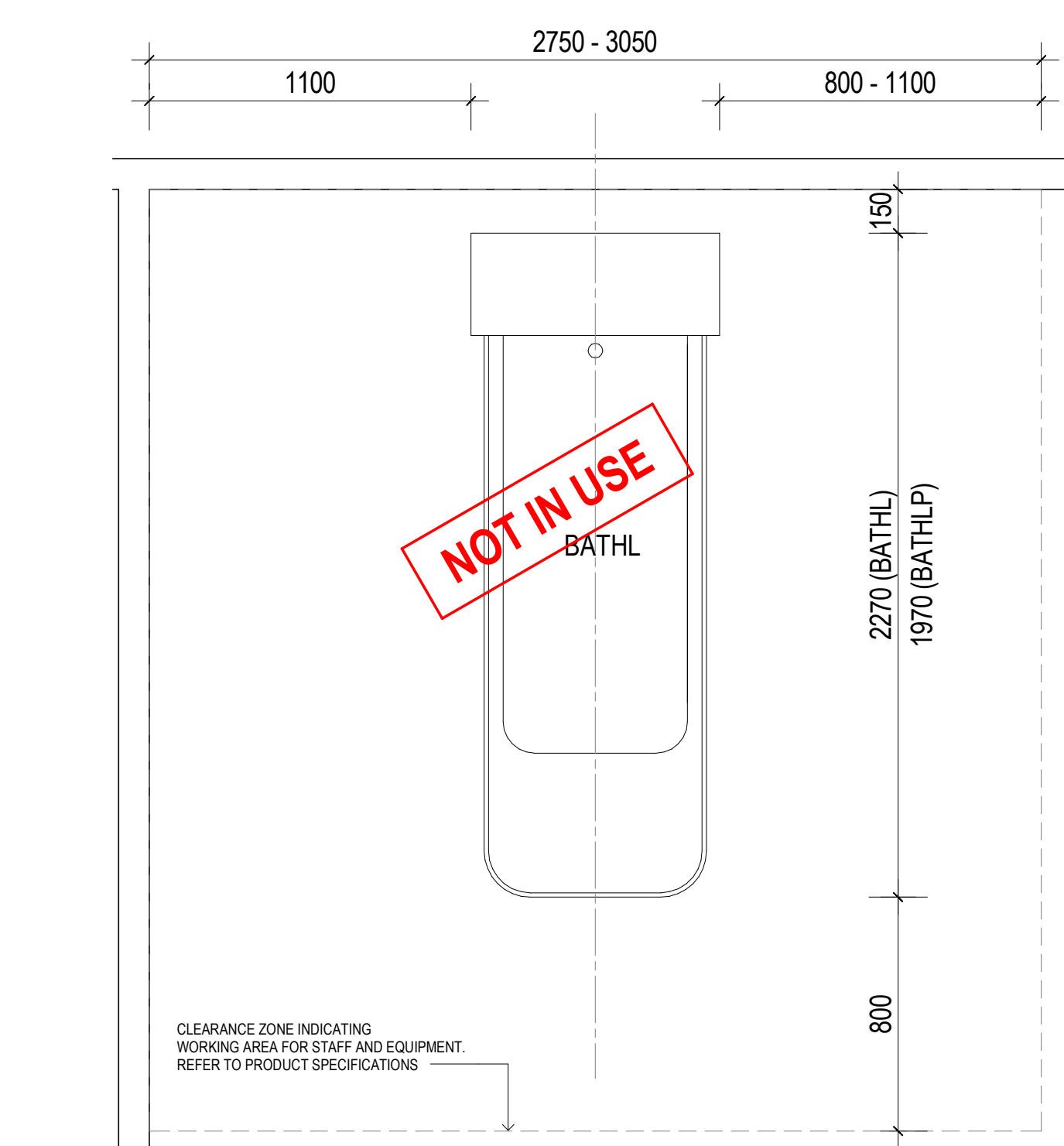
PENINSULA BATH
INCLUDES ALL FITTINGS SHOWN



BATH-P

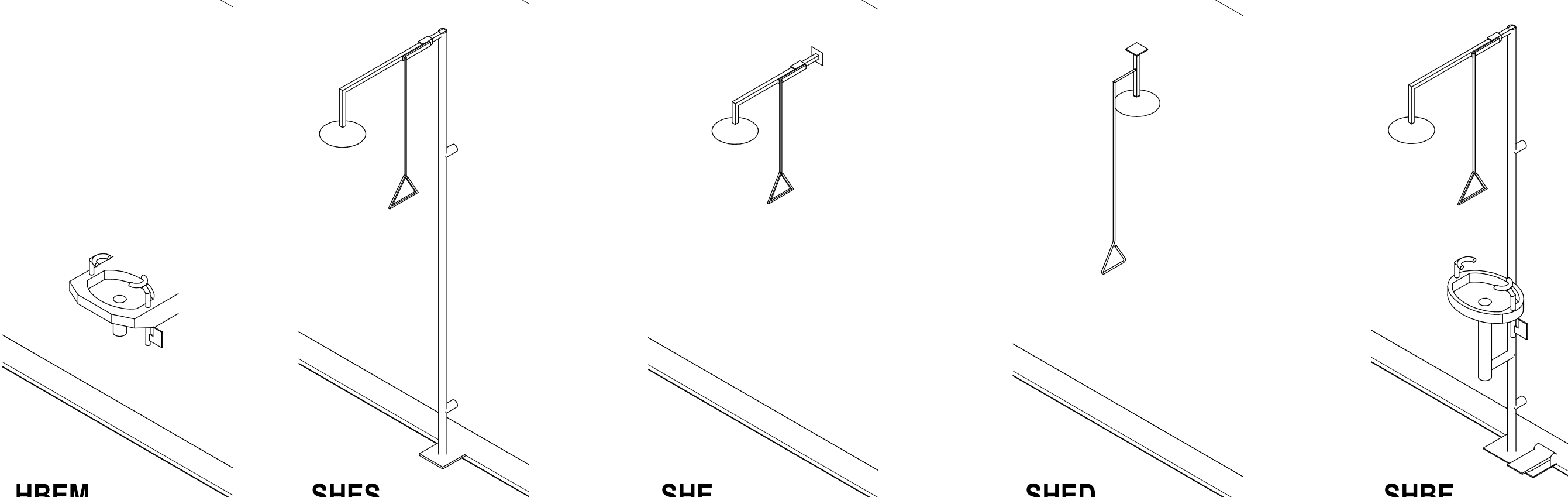
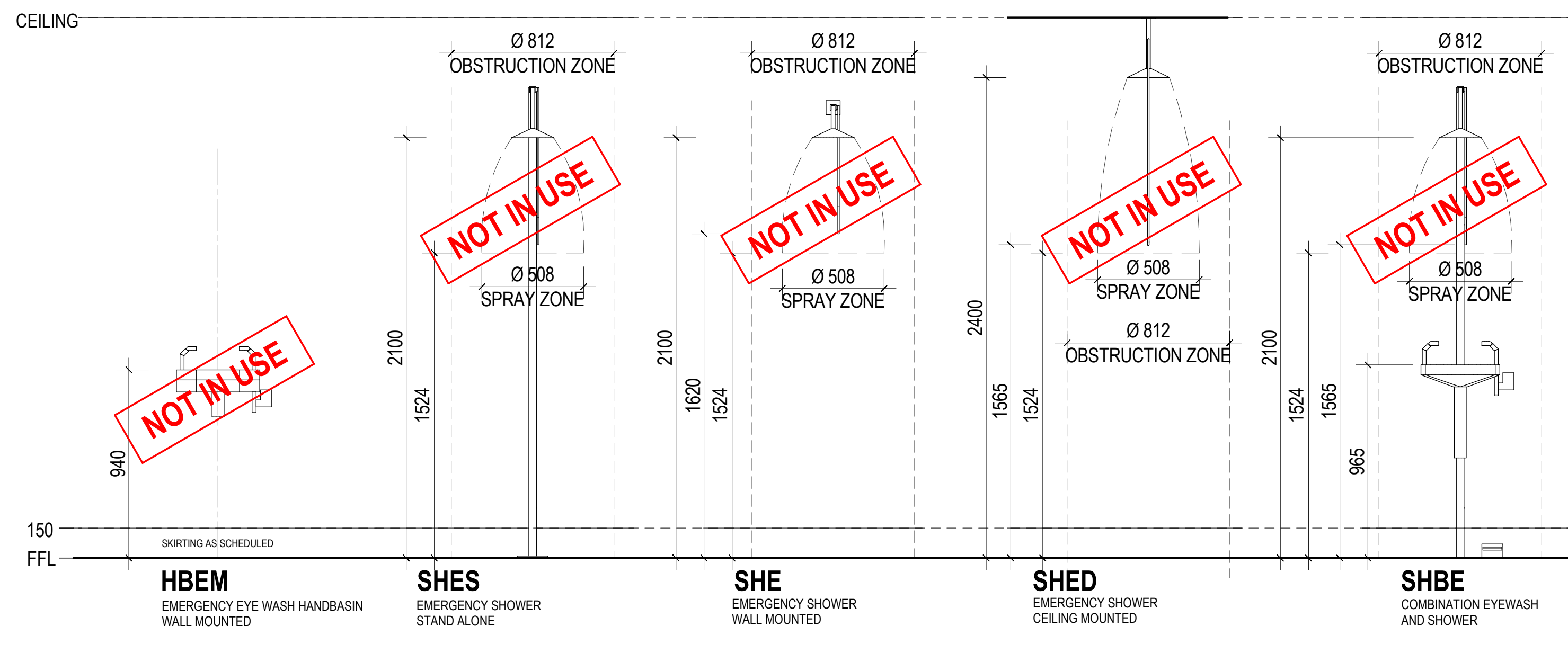


BATHL



BATHL

ARJUHUNLEIGH PRIMO FREESTANDING LIFT BATH
REFER HYDRAULIC & ELECTRICAL DRAWINGS & SPECIFICATIONS
PROPRIETARY ITEM, WITH TAPWARE INCLUSIVE



HBEM

SHES

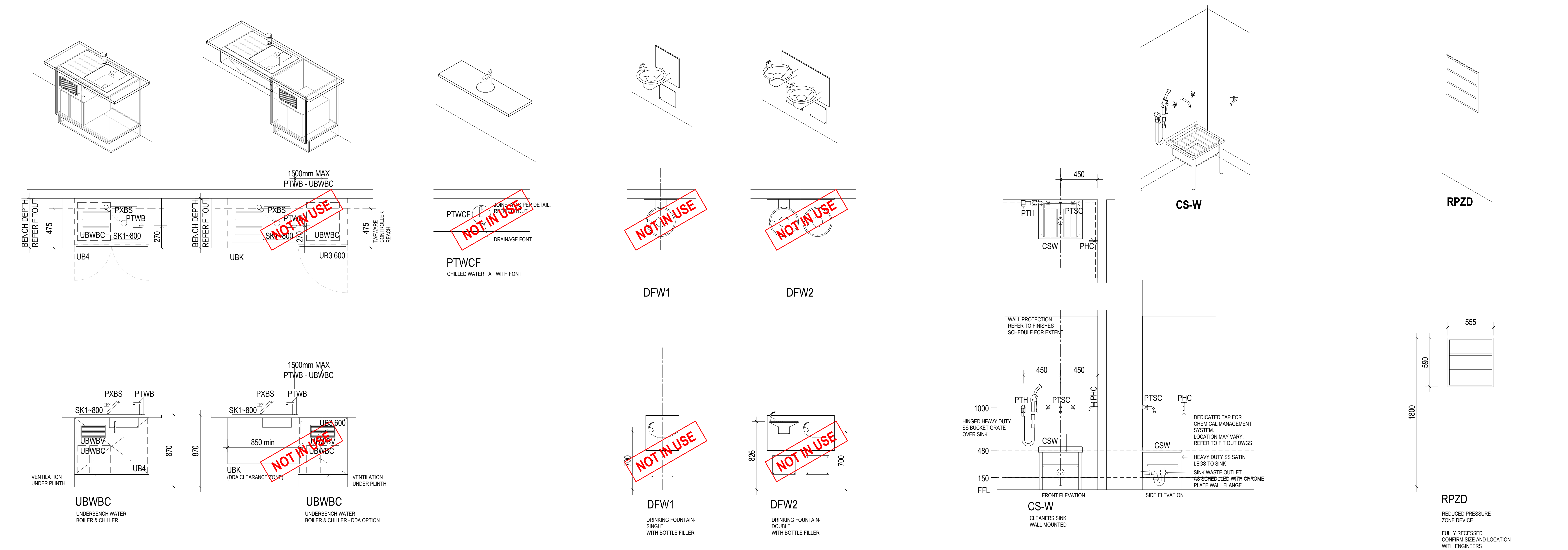
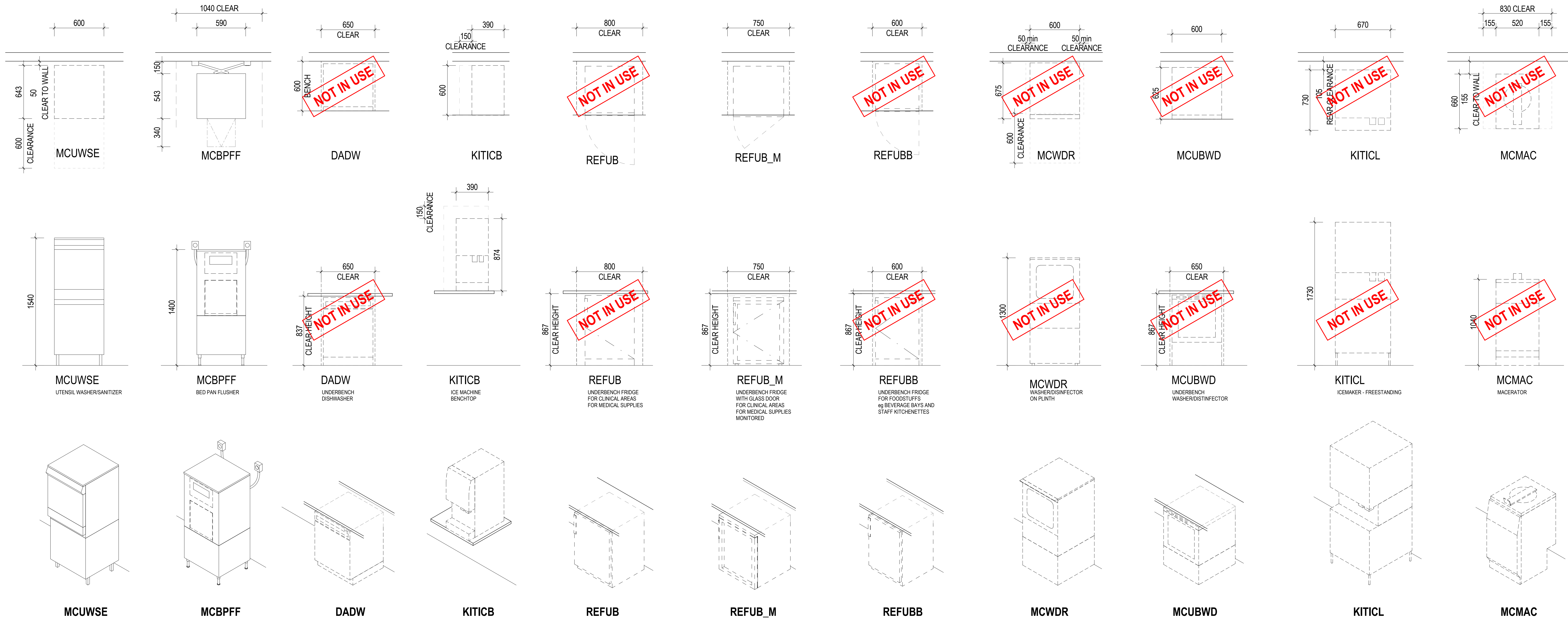
SHE

SHED

SHBE

EMERGENCY BASINS AND SHOWERS

EMERGENCY SHOWER SPRAY ZONE AND OBSTRUCTION ZONE SHOWN MEETS AS 4775 - 2007



MISCELLANEOUS SANITARY FITTINGS

NOTE:
IMAGES ARE APPROXIMATE REPRESENTATIONS OF EQUIPMENT. ACTUAL SELECTED EQUIPMENT AND CLEARANCES MAY VARY FROM REPRESENTATION SHOWN.

KEY PLAN

REV	DESCRIPTION	DN	DATE
A	ISSUED FOR PRE-TENDER	AA	28/05/2021
B	ISSUED FOR TENDER	AA	03/06/2021

COPYRIGHT

ALL RIGHTS RESERVED. THIS WORK IS COPYRIGHT AND CANNOT BE REPRODUCED OR COPIED IN ANY FORM OR BY ANY MEANS (GRAPHIC, ELECTRONIC OR MECHANICAL INCLUDING PHOTOCOPYING WITHOUT THE WRITTEN PERMISSION OF THE PRINCIPAL UNDER THE TERMS OF THE CONTRACT. ANY LICENCE, EXPRESS OR IMPLIED, TO USE THE DOCUMENT FOR ANY PURPOSE WHATSOEVER IS RESTRICTED TO THE TERMS OF THE AGREEMENT OR IMPLIED AGREEMENT WITH THE PRINCIPAL UNDER THE TERMS OF THE CONTRACT.

DIMENSIONS

USE FIGURED DIMENSIONS. DO NOT SCALE. CONTRACTORS MUST VERIFY ALL DIMENSIONS ON THE SITE BEFORE COMMENCING ANY WORK OR MAKING ANY SHOP DRAWING WHICH MUST BE SUBMITTED AND REVIEWED BEFORE MANUFACTURE.

FIXTURES, FITTINGS & EQUIPMENT SPECIFICATIONS

SUBSTITUTE FIRE EQUIPMENT SPECIFICATIONS
THE FIRE EQUIPMENT SPECIFICATIONS HAVE BEEN COMPLETED ON THE BASIS OF FIRE AND EQUIPMENT ADVISED TO THIS OFFICE AT THE TIME OF BRIEFING THE DESIGN. THE DESIGN PROVIDES FOR FIRE AND EQUIPMENT INCORPORATES SPATIAL ALLOCATIONS, SERVICES, LOADING AND ACCESS CLEARANCES AND WHERE APPROPRIATE SERVICE REQUIREMENTS. VARIATIONS FOR SUBSTITUTION, FIXTURES AND FITTINGS. IT SHOULD BE NOTED THAT SUBSTITUTION OF EQUIPMENT WITH ALTERNATE SPECIFICATIONS SHOULD NOT BE PROCEEDED PRIOR TO VALIDATING THOSE SPECIFICATIONS AGAINST THE ITEM CONTROL SCHEDULE AND DESIGN PROVISIONS IN THE MODEL. THIS OFFICE ACCEPTS NO RESPONSIBILITY FOR THE PROCUREMENT OF SUBSTITUTE FIRE AND EQUIPMENT WHICH HAS NOT BEEN REVIEWED AND VALIDATED AGAINST THE ORIGINAL DESIGN PROVISIONS.

SERVICE POINTS DISCLAIMER

THE SERVICE POINTS IDENTIFIED ON THESE DRAWINGS HAVE BEEN OVERLAPPED FROM THE BUILDING SERVICES ENGINEERING MODEL, AND ARE PROVIDED FOR INFORMATION AND REF-CUT PURPOSES ONLY. WE HAVE BEEN ADVISED BY THE SERVICES ENGINEERS THAT THE POINTS REPRESENTED ON THESE DRAWINGS ARE CORRECT AT THE TIME OF PUBLICATION. THIS OFFICE DOES NOT WARRANT THE ACCURACY OF THIS DATA. REFER TO THE BUILDING SERVICES ENGINEERING DOCUMENTATION FOR THE INSTALLATION OF THE SERVICE POINTS AND THE INTERFACE BETWEEN THE SERVICE POINTS AND THE RESPECTIVE ENGINEERING SYSTEMS.

ISSUED FOR INFORMATION

ARCHITECTS

BPSM architects

21/24 KILBY RD
21-31/37 KILBY RD
PH (05) 9885 2333 FAX (05) 9885 2465

STH

PROJECT

RHH - ICU EXPANSION

48 LIVERPOOL STREET, HOBART

DRAWING TITLE

**KIT OF PARTS
SANITARY
MISCELLANEOUS ITEMS**

SCALE 1:20@A0 DATE 03/06/21 DRAWN BY AA CHECKED SS

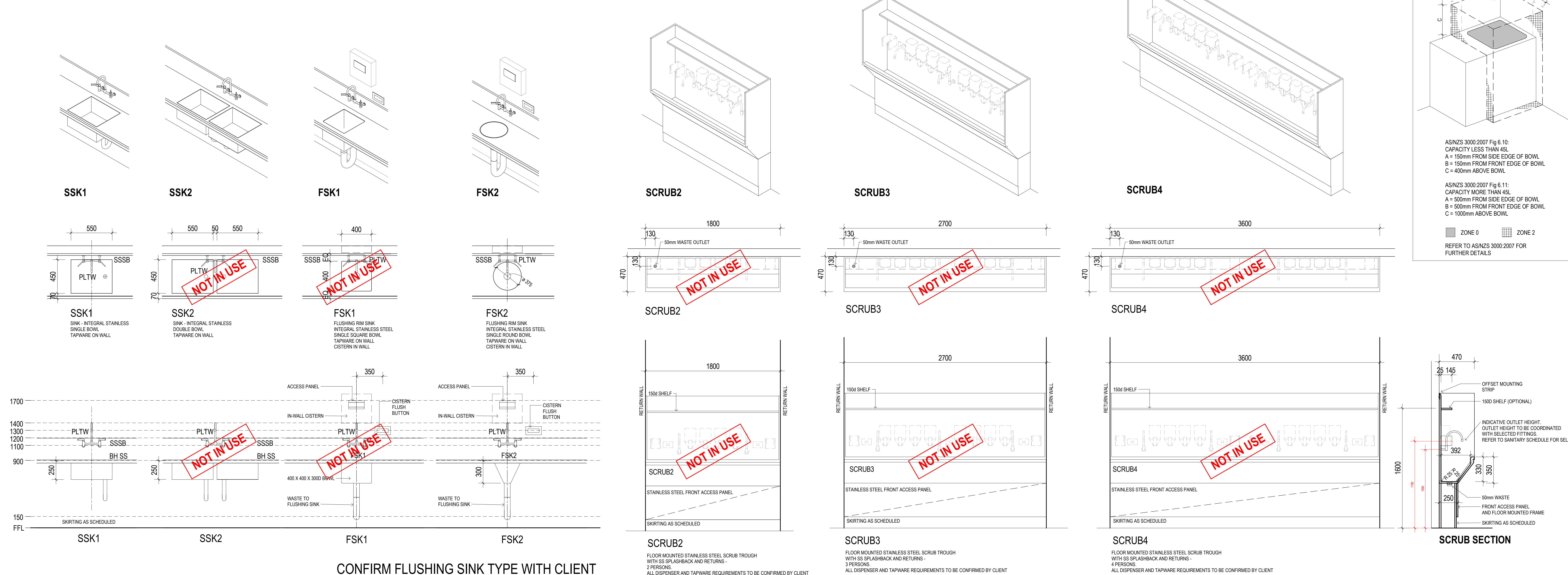
PROJECT No 10465 DRAWING No A60-021 REVISION

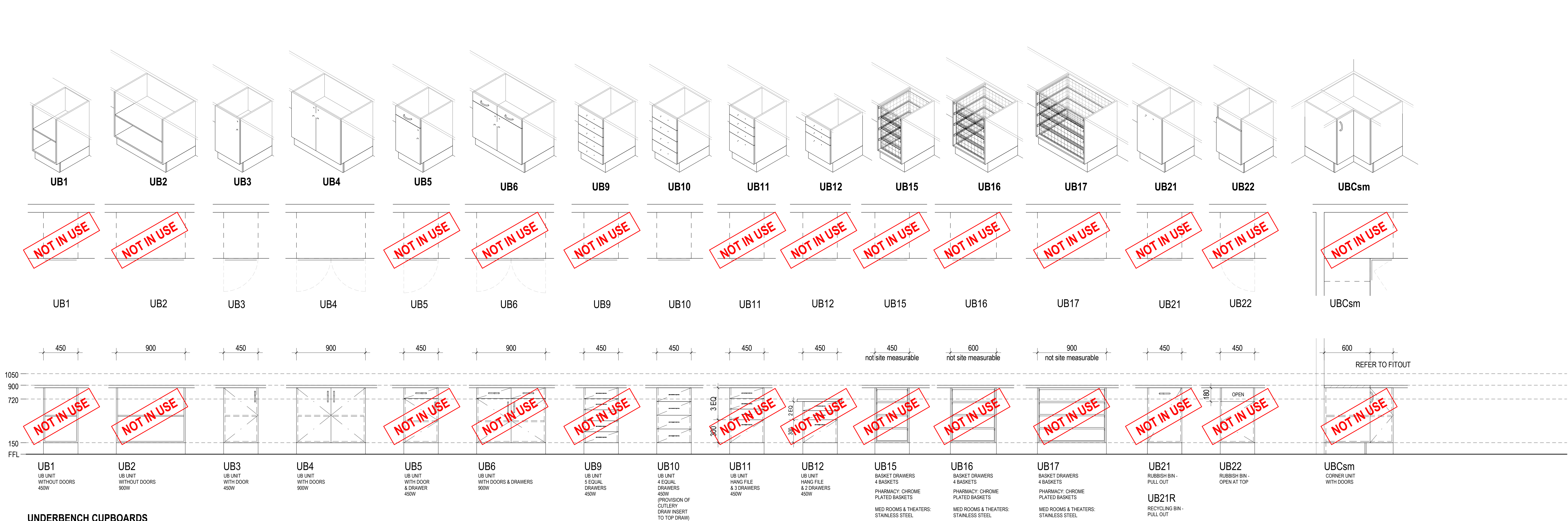
B

Rev: 21/04/2021
Project: PELACCO COMPLEX, BUILDING 3, LEVEL 2
Location: 21-31/37 KILBY RD, HOBART TAS 7000
PH: (05) 9885 2333 FAX: (05) 9885 2465

This architectural design is the copyright of
SAVER THOMAS HARTLEY HUSBY PTY LTD ABN 21 024 476 865
AND SHALL NOT BE REPRODUCED WITHOUT THEIR WRITTEN PERMISSION
CLIENT

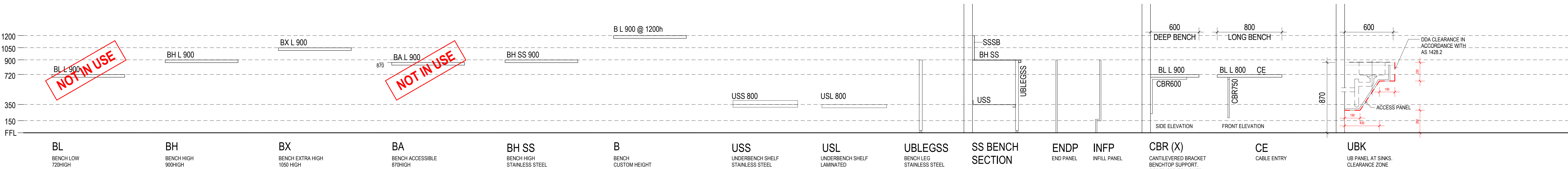
RHH
ROYAL HOBART HOSPITAL





UNDERBENCH CUPBOARDS

CODED UB FOLLOWED BY WIDTH IF OTHER THAN SHOWN eg UB3 900 or UB3sm (SITE MEASURED)
DEPTH OF ALL CUPBOARD UNITS SHALL BE 600mm UNLESS NOTED OTHERWISE eg UB3 450mm
WHERE BUILT-IN UNITS OCCUR UNDER BENCHES DEEPER THAN 600mm
SIDE/END PANELS OF BUILT-IN JOINERY SHALL EXTEND BACK TO THE STRUCTURAL SUPPORTING WALL

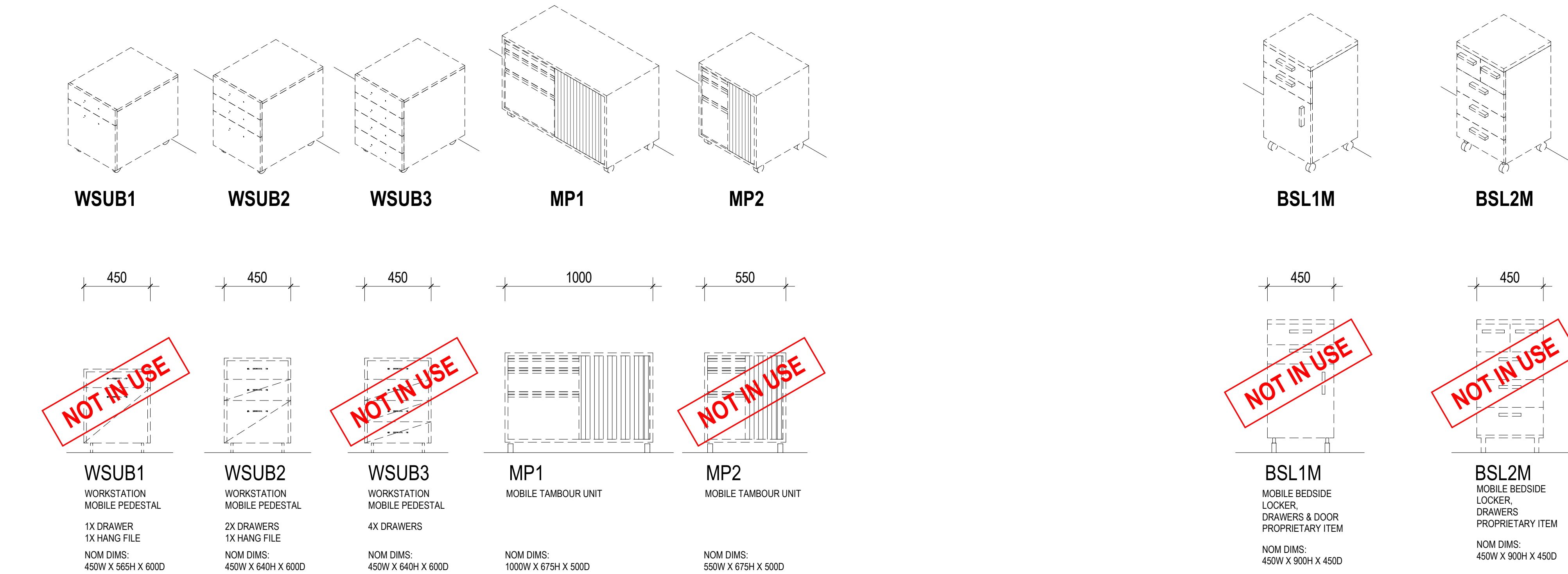


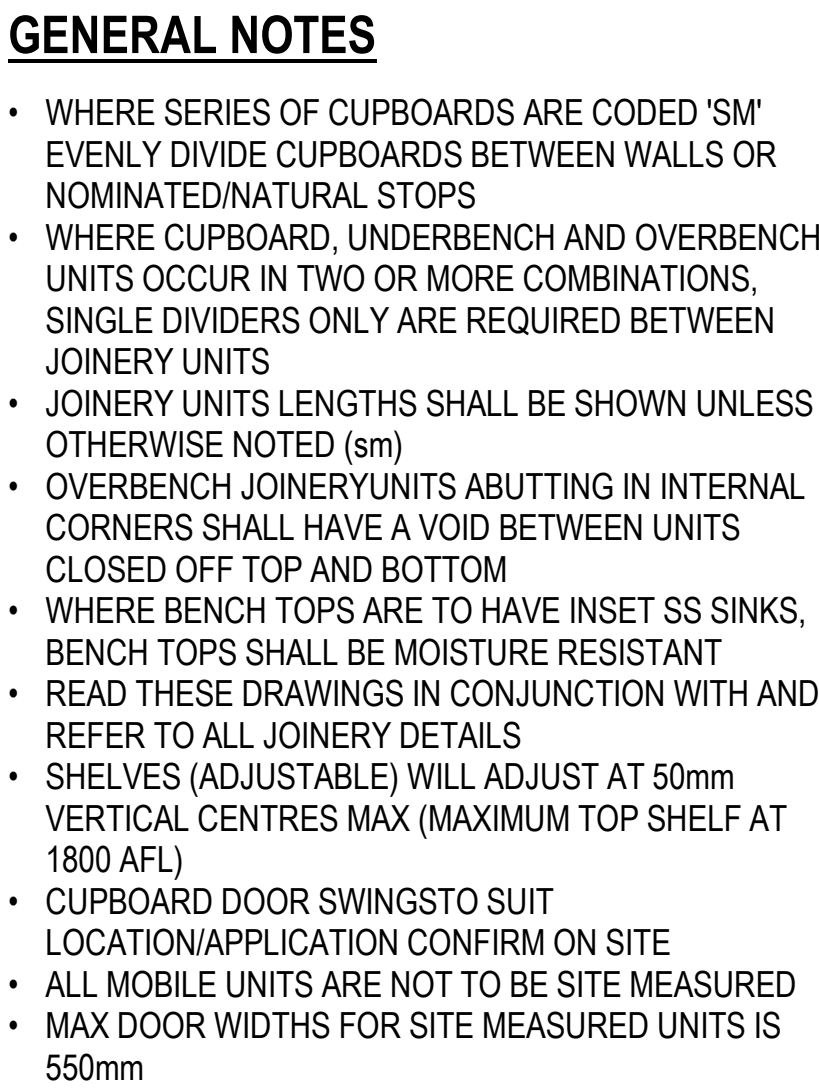
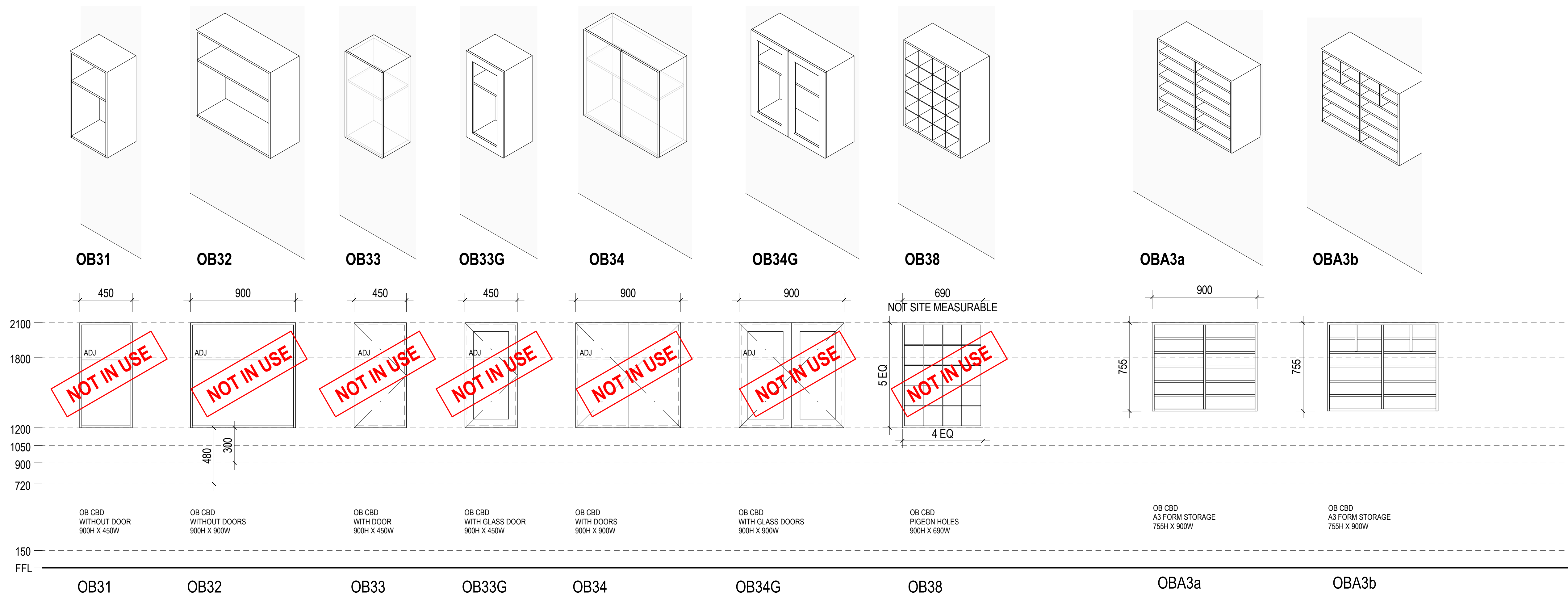
BENCHES

CODED BL, BH OR BX FOLLOWED BY FINISH THEN LENGTH eg BL L 900 (BENCH LOW 720H, LAMINATE FINISH, 900 LONG)
DEPTH OF ALL BENCHES SHALL BE 600mm UNLESS CODED OTHERWISE eg BL L 900 750dp (BENCH LOW 720H, LAMINATE FINISH, 900 LONG, 750 DEEP)
WHERE BENCH HEIGHTS REQUIRE CUSTOM HEIGHT, BENCHES SHALL BE CODED 'B' FOLLOWED BY FINISH AND LENGTH, THEN SPECIAL UNIT HEIGHT, eg 'B' L 900 @ 1100H (BENCH, LAMINATE FINISH, 900 LONG, 1100HIGH)
UNDERBENCH JOINERY UNIT HEIGHTS SHALL BE ADJUSTED TO SUIT NOMINATED BENCH HEIGHT

BENCH TOP FINISHES CODES

L = APPLIED SURFACE FINISH (LAMINATED)
SS = STAINLESS STEEL
SO = SOLID SURFACE
HD = HEAVY DUTY





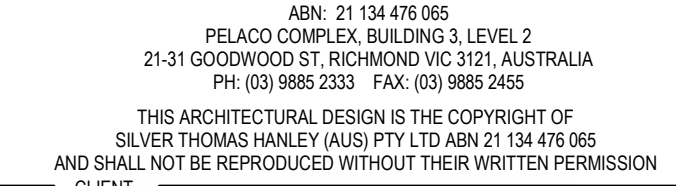
ADJ = ADJUSTABLE SHELVES
FFL = FINISHED FLOOR LEVEL
MR = MOISTURE RESISTANT
SM = SITE MEASURED
SS LEGS IN PLAN INDICATED THUS +
U.N.O. = UNLESS NOTED OTHERWISE
WV = WALL VINYL

BENCH TOP FINISHES:
 L LAMINATE APPLIED SURFACE FINISH
 SS STAINLESS STEEL APPLIED SURFACE FINISH
 SO SOLID SURFACE APPLIED FINISH

CODED OB FOLLOWED BY WIDTH IF OTHER THAN SHOWN. eg OB2 750 OR OB2sm (SITE MEASURED)
DEPTH OF ALL CUPBOARD UNITS SHALL BE 350mm UNLESS NOTED OTHERWISE eg OB2 450dp

[illegible]

ARCHITECTS



48 LIVERPOOL STREET, HOBART

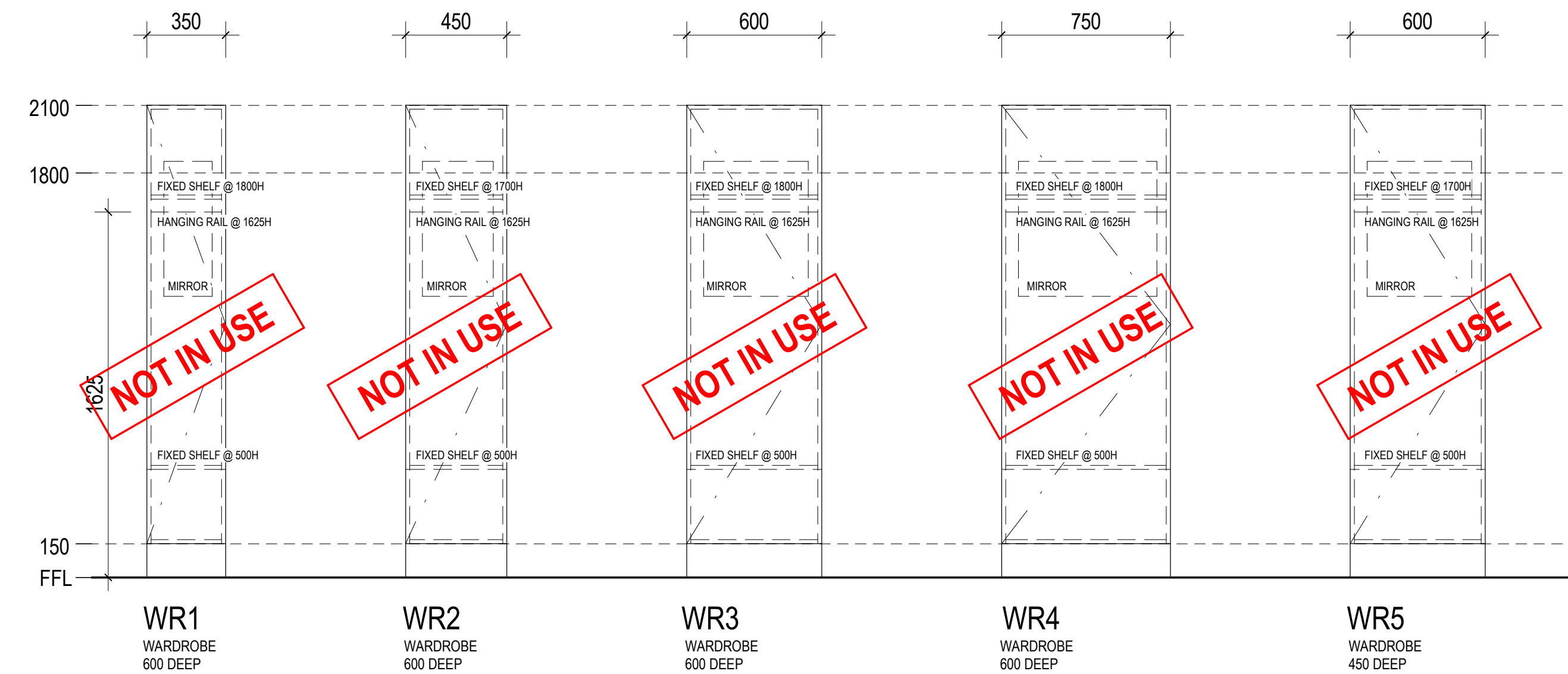
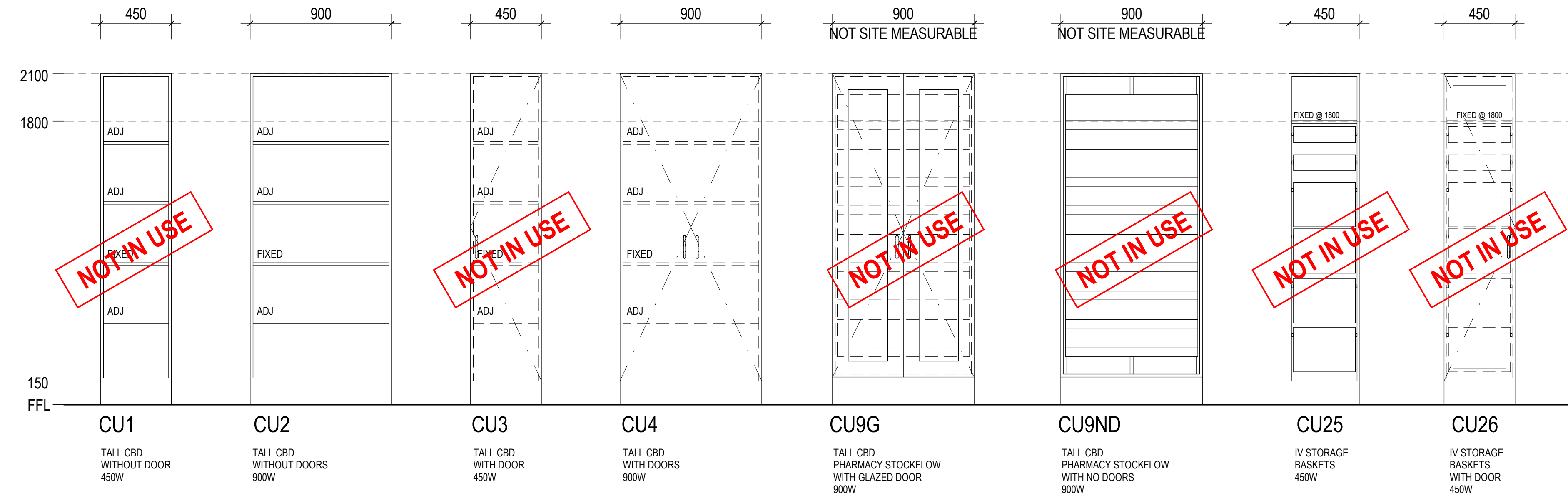
— DRAWING TITLE

SCALE _____ DATE _____ DRAWN BY _____ CH _____

SCALE 1:20@40 DATE 03/06/21 DRAWN BY AA CH SS

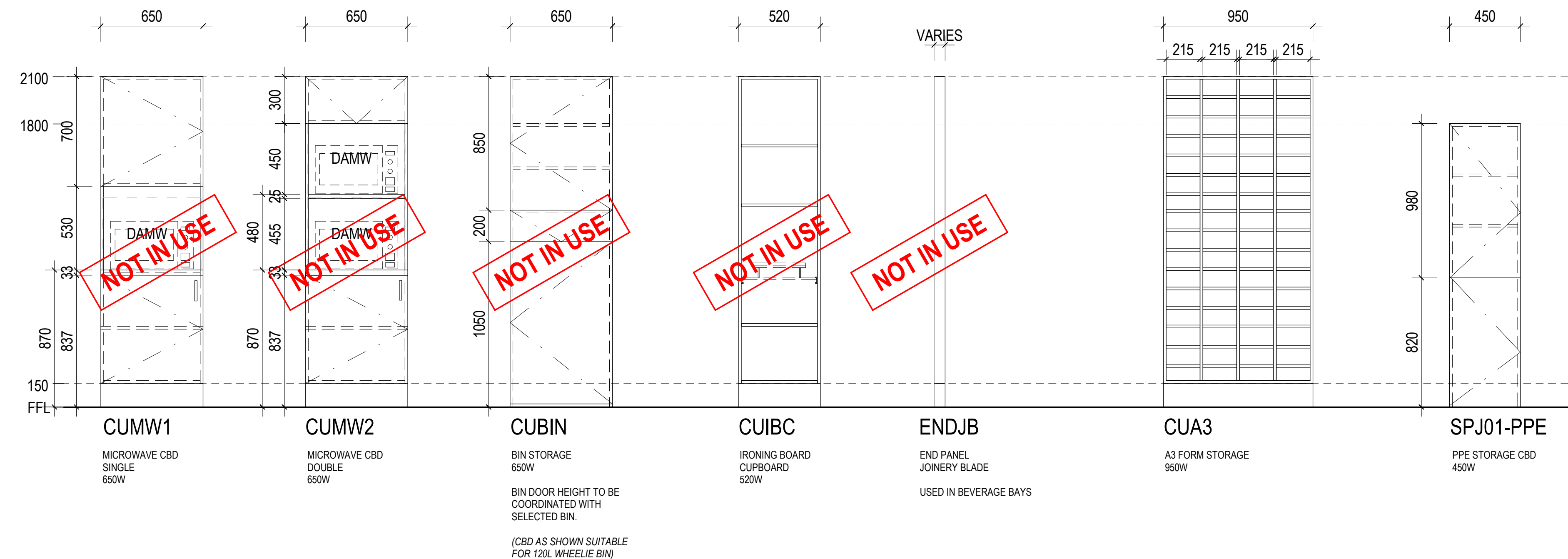
PROJECT No. _____ DRAWING No. _____ REVISION No. _____

B



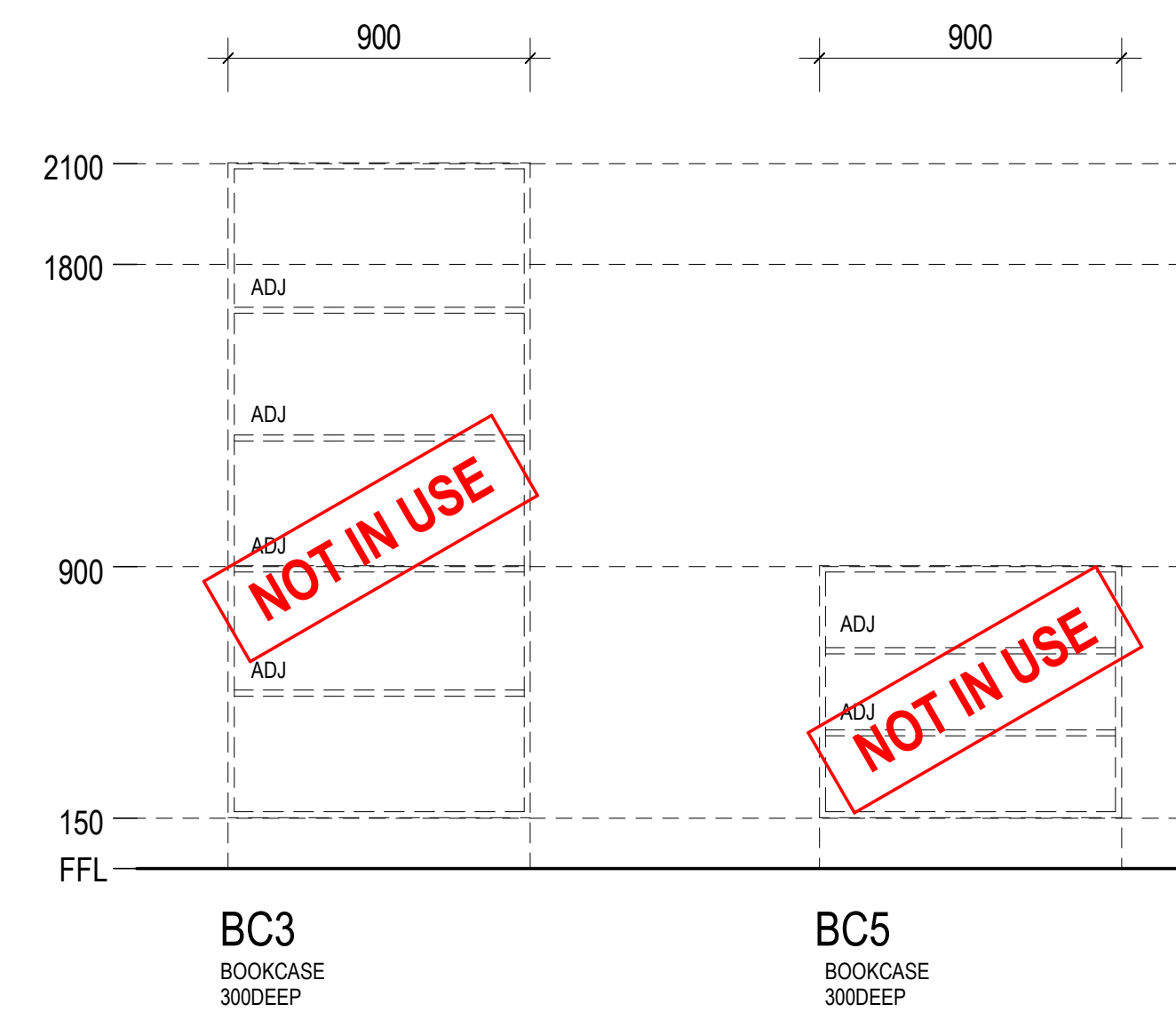
WARDROBE UNITS

CODED WR FOLLOWED BY WIDTH IF OTHER THAN SHOWN.
DEPTH OF ALL CUPBOARD UNITS SHALL BE 600mm UNLESS NOTED OTHERWISE



CUPBOARD UNITS

CODED CU FOLLOWED BY WIDTH IF OTHER THAN SHOWN.
DEPTH OF ALL CUPBOARD UNITS SHALL BE 600mm UNLESS NOTED OTHERWISE



BOOKCASE UNITS

CODED BC FOLLOWED BY WIDTH IF OTHER THAN SHOWN
ALL BOOKCASES FIXED TO WALL
PROPRIETARY ITEMS - GROUP 3

GENERAL NOTES

- WHERE SERIES OF CUPBOARDS ARE CODED 'SM' EVENLY DIVIDE CUPBOARDS BETWEEN WALLS OR NOMINATED NATURAL STOPS
- WHERE CUPBOARD, UNDERBENCH AND OVERBENCH UNITS OCCUR IN TWO OR MORE COMBINATIONS, SINGLE DIVIDERS ONLY ARE REQUIRED BETWEEN JOINEY UNITS
- JOINEY UNITS LENGTHS SHALL BE SHOWN UNLESS OTHERWISE NOTED (sm)
- OVERBENCH JOINEY UNITS ABUTTING IN INTERNAL CORNERS SHALL HAVE A VOID BETWEEN UNITS CLOSED OFF TOP AND BOTTOM
- WHERE BENCH TOPS ARE TO HAVE INSET S/S SINKS, BENCH TOPS SHALL BE MOISTURE RESISTANT
- REFER TO ALL DRAWINGS IN CONJUNCTION WITH AND REFER TO ALL JOINEY DETAILS
- SINKS MUST BE STATED TO BE 150mm ADJUST AT 50mm VERTICAL CENTRES MAX (MAXIMUM TOP SHELF AT 1800 AFL)
- CUPBOARD DOOR SWINGS TO SUIT
- LOCATION/APPLICATION CONFORM ON SITE
- ALL MOBILE UNITS ARE NOT TO BE SITE MEASURED
- MAX DOOR WIDTHS FOR SITE MEASURED UNITS IS 550mm

LEGEND

ADJ = ADJUSTABLE SHELVES
 FFL = FINISHED FLOOR LEVEL
 MR = MOISTURE RESISTANT
 SM = SITE MEASURED
 SS LEGS IN PLAN INDICATED THUS +
 U.N.O. = UNLESS NOTED OTHERWISE
 WV = WALL VINYL

BENCH TOP FINISHES:
 L LAMINATE APPLIED SURFACE FINISH
 SS STAINLESS STEEL APPLIED SURFACE FINISH
 SO SOLID SURFACE APPLIED FINISH

— KEY PLAN

REV	DESCRIPTION	DRN	DATE
A	ISSUED FOR PRE-TENDER	AA	26/05/2021
B	ISSUED FOR TENDER	AA	03/06/2021

COPYRIGHT
ALL RIGHTS RESERVED. THIS WORK IS COPYRIGHT AND CANNOT BE REPRODUCED OR COPIED IN ANY FORM OR BY ANY MEANS (GRAPHIC, ELECTRONIC OR MECHANICAL, INCLUDING PHOTOCOPYING) WITHOUT THE WRITTEN PERMISSION OF THE PRINCIPAL UNDER THE TERMS OF THE CONTRACT. ANY LICENCE, EXPRESS OR IMPLIED, TO USE THE DOCUMENT FOR ANY PURPOSE WHATSOEVER IS RESTRICTED TO THE TERMS OF THE AGREEMENT OR IMPLIED AGREEMENT WITH THE PRINCIPAL UNDER THE TERMS OF

DIMENSIONS

USE FIGURED DIMENSIONS, DO NOT SCALE. CONTRACTORS MUST
VERIFY ALL DIMENSIONS ON THE SITE BEFORE COMMENCING ANY
WORK OR MAKING ANY SHOP DRAWING WHICH MUST BE SUBMITTED
AND REVIEWED BEFORE MANUFACTURE.

FIXTURES, FITTINGS & EQUIPMENT SPECIFICATIONS

SUBSTITUTE FIRE EQUIPMENT SPECIFICATIONS

THE FIT-OUT DESIGN AND DOCUMENTATION HAS BEEN COMPLETED ON THE BASIS OF FF&E AND EQUIPMENT ADVISED TO THIS OFFICE AT THE TIME OF BRIEFING THE DESIGN.

THE DESIGN PROVISIONS FOR FF&E AND EQUIPMENT INCORPORATES SPATIAL LOCATIONS, SERVICES, LOADS, AND ACCESS CLARIFICATIONS WHERE NECESSARY. THE DESIGN PROVIDES FOR THE PROVISIONS, HAVE BEEN REQUESTED FOR SURROUNDING FIXTURES AND FITTINGS. IT SHOULD BE NOTED THAT SUBSTITUTE FF&E OR EQUIPMENT WITH ALTERNATE SPECIFICATIONS SHOULD NOT BE PROCURED PRIOR TO VALIDATING THOSE SPECIFICATIONS AGAINST THE ITEM CONTROL, SCHEDULE AND DESIGN PROVISIONS OF THE MAIN CONTRACT. THE CONTRACTOR SHALL BE RESPONSIBLE FOR THE PROCUREMENT OF SUBSTITUTE FF&E AND EQUIPMENT WHICH HAS NOT BEEN REVIEWED AND VALIDATED AGAINST THE ORIGINAL DESIGN PROVISIONS.

SERVICE POINTS DISCLAIMER

THE SERVICE POINT IDENTIFIED ON THESE DRAWINGS HAVE BEEN OVERLAYED FROM THE BUILDING SERVICES ENGINEERING MODEL, AND ARE PROVIDED FOR INFORMATION AND SET-OUT PURPOSES ONLY. WE HAVE BEEN ADVISED BY THE SERVICES ENGINEERS THAT THE POINTS REPRESENTED ON THESE DRAWINGS ARE CORRECT AT THE TIME OF PUBLICATION. THIS OFFICE DOES NOT WARRANT THE ACCURACY OF THIS DATA. REFER TO THE BUILDING SERVICES ENGINEERING DOCUMENTATION FOR THE INSTALLATION OF THE SERVICES POINTS, AND THE INTERFACE BETWEEN THE SERVICES POINTS AND THE RESPECTIVE ENGINEERING SYSTEMS.

ISSUED FOR INFORMATION

- ARCHITECTS



ABN: 21 134 478 065
PELACO COMPLEX, BUILDING 3, LEVEL 2
21-31 GOODWOOD ST, RICHMOND VIC 3121, AUSTRALIA
PH: (03) 9685 2333 FAX: (03) 9685 2455

THIS ARCHITECTURAL DESIGN IS THE COPYRIGHT OF
SILVER THOMAS HANLEY (AUS) PTY LTD ABN 21 134 478 065
AND SHALL NOT BE REPRODUCED WITHOUT THEIR WRITTEN PERMISSION

CLIENT



- PROJECT

RHH - ICU EXPANSION

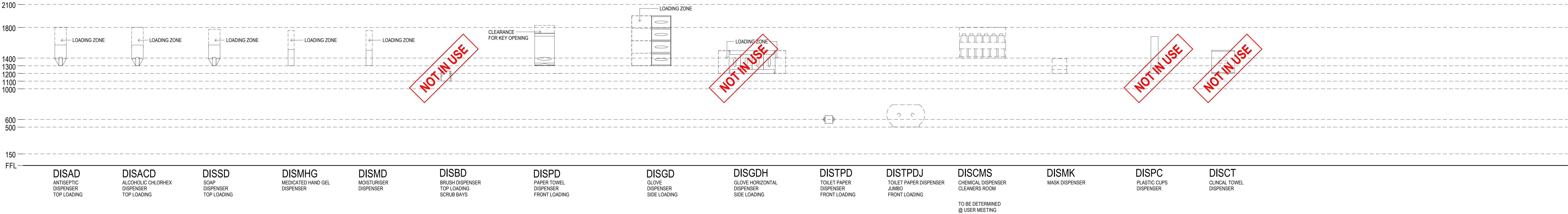
48 LIVERPOOL STREET, HOBART

**KIT OF PARTS
JOINERY
TALL CUPBOARD UNITS**

SCALE	DATE	DRAWN BY	CHECK
1:20@A0	03/06/21	AA	SS

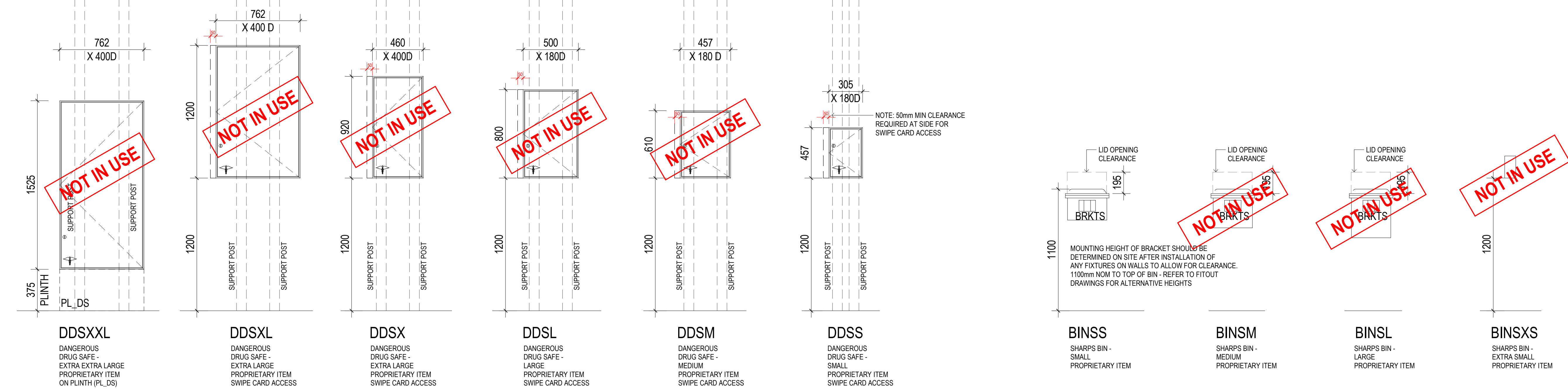
PROJECT No. 10465 DRAWING No. A60-051

B



DISPENSERS - WALL MOUNTED

ALL DISPENSERS ARE PROPRIETARY ITEMS TO BE INSTALLED BY CONTRACTOR.
ALL DISPENSERS REQUIRE CLEARANCES FOR RELOADING
MANUFACTURER'S DETAILS REQUIRED FOR CONFIRMATION OF SIZES.
DISPENSER HEIGHTS IN ACCESSIBLE AREAS TO BE BETWEEN 900 - 1100mm. REFER TO ACCESSIBLE ASSEMBLIES IN KOP AND FITOUT ELEVATIONS FOR HEIGHTS



DRUG SAFES & SHARPS BINS

NOTE: SETOUTS AS ABOVE UNLESS OTHERWISE NOTED ON FITOUT ELEVATIONS

[illegible]

COPYRIGHT
ALL RIGHTS RESERVED. THIS WORK IS COPYRIGHT AND CANNOT BE REPRODUCED OR COPIED IN ANY FORM OR BY ANY MEANS (GRAPHIC, ELECTRONIC OR MECHANICAL, INCLUDING PHOTOCOPYING) WITHOUT THE WRITTEN PERMISSION OF THE PRINCIPAL UNDER THE TERMS OF THE CONTRACT. ANY LICENCE, EXPRESS OR IMPLIED, TO USE THE DOCUMENT FOR ANY PURPOSE WHATSOEVER IS RESTRICTED TO THE TERMS OF THE AGREEMENT OR IMPLIED AGREEMENT WITH THE PRINCIPAL UNDER THE TERMS OF THE CONTRACT.

DIMENSIONS

USE FIGURED DIMENSIONS, DO NOT SCALE. CONTRACTORS MUST
VERIFY ALL DIMENSIONS ON THE SITE BEFORE COMMENCING ANY
WORK OR MAKING ANY SHOP DRAWING WHICH MUST BE SUBMITTED
AND REVIEWED BEFORE MANUFACTURE.

STRUCTURES, FITTINGS & EQUIPMENT SPECIFICATIONS

SUBSTITUTE F&E EQUIPMENT SPECIFICATIONS

THE FIT-OUT DESIGN AND DOCUMENTATION HAS BEEN COMPLETED ON THE BASIS OF F&E AND EQUIPMENT ADVISED TO THIS OFFICE AT THE TIME OF BRIEFING THE DESIGN TEAM. THE PROVISIONS FOR F&E AND EQUIPMENT ARE BASED ON THE FOLLOWING: FINAL ALLOCATIONS, SERVING, LOADING AND ACCESS CLEARANCES AND WHERE APPROPRIATE SERVICES REQUIREMENTS, HAVING DUE REGARD FOR SURROUNDING FIXTURES AND FITTINGS. IT SHOULD BE NOTED THAT SUBSTITUTE F&E OR EQUIPMENT WITH ALTERNATE SPECIFICATIONS SHOULD NOT BE PROCURED PRIOR TO VALIDATING THE PROVISIONS OF THE DESIGN TEAM. THE OFFICE DOES NOT CONTROL, SCHEDULE AND/OR PROVIDE IN THE MODEL. THIS OFFICE ACCEPTS NO RESPONSIBILITY FOR THE PROCUREMENT OF SUBSTITUTE F&E AND EQUIPMENT WHICH HAS NOT BEEN REVIEWED AND VALIDATED AGAINST THE ORIGINAL DESIGN PROVISIONS.

SERVICE POINTS DISCLAIMER

THE SERVICE POINTS IDENTIFIED ON THESE DRAWINGS HAVE BEEN OVERLAYED FROM THE BUILDING SERVICES ENGINEERING MODEL, AND ARE PROVIDED FOR INFORMATION AND SET-OUT PURPOSES ONLY. WE HAVE BEEN ADVISED BY THE SERVICES ENGINEERS THAT THE POINTS REPRESENTED ON THESE DRAWINGS ARE CORRECT AT THE TIME OF PUBLICATION. THIS OFFICE DOES NOT WARRANT THE ACCURACY OF THIS DATA. REFER TO THE BUILDING SERVICES ENGINEERING DOCUMENTATION FOR THE INSTALLATION OF THE SERVICES POINTS, AND THE INTERFACE BETWEEN THE SERVICES POINTS AND THE RESPECTIVE ENGINEERING SYSTEMS.

ISSUED FOR INFORMATION

ARCHITECTS



ABN: 21 134 476 065
PELADO COMPLEX, BUILDING 3, LEVEL 2
21-31 GOODWOOD ST, RICHMOND VIC 3121, AUSTRALIA
PH: (03) 9685 2333 FAX: (03) 9685 2455

THIS ARCHITECTURAL DESIGN IS THE COPYRIGHT OF
SILVER THOMAS HANLEY (AUS) PTY LTD ABN 21 134 476 065
AND SHALL NOT BE REPRODUCED WITHOUT THEIR WRITTEN PERMISSION

CLIENT



PROJECT

RHH - ICU EXPANSION

48 LIVERPOOL STREET, HOBART

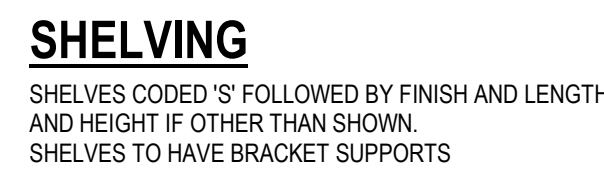
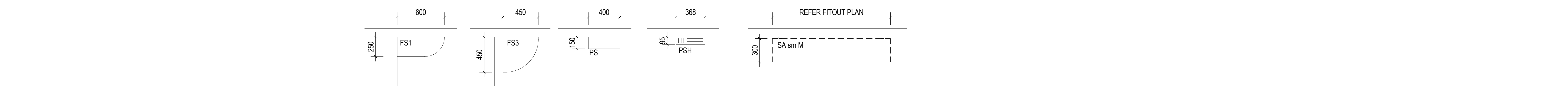
DRAWING TITLE

**KIT OF PARTS
MISCELLANEOUS
SHEET 1**

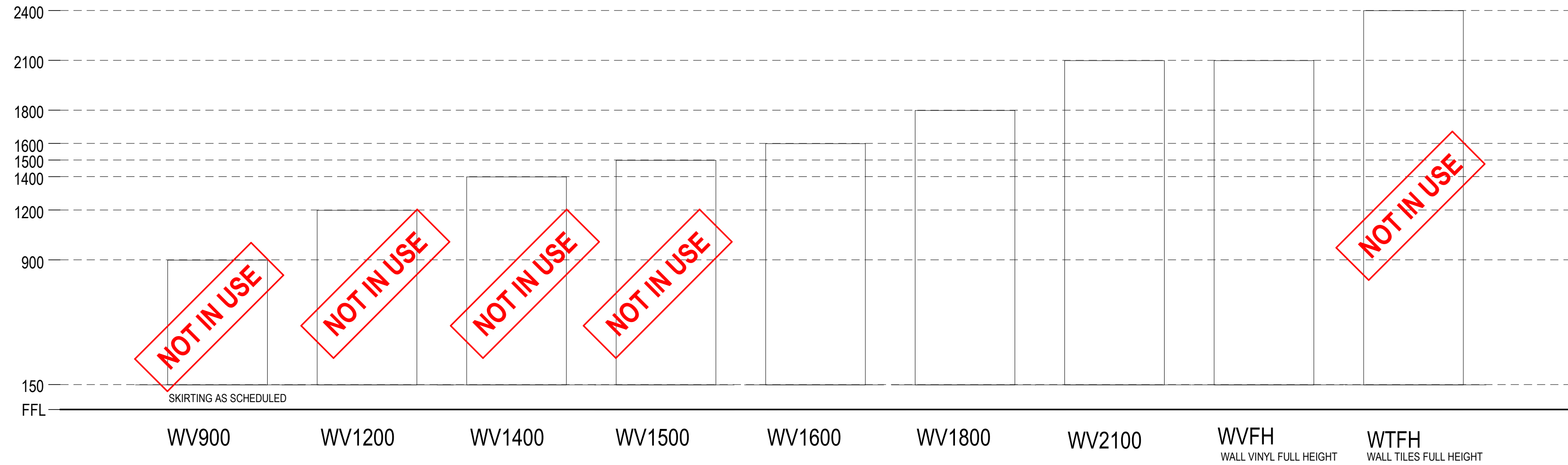
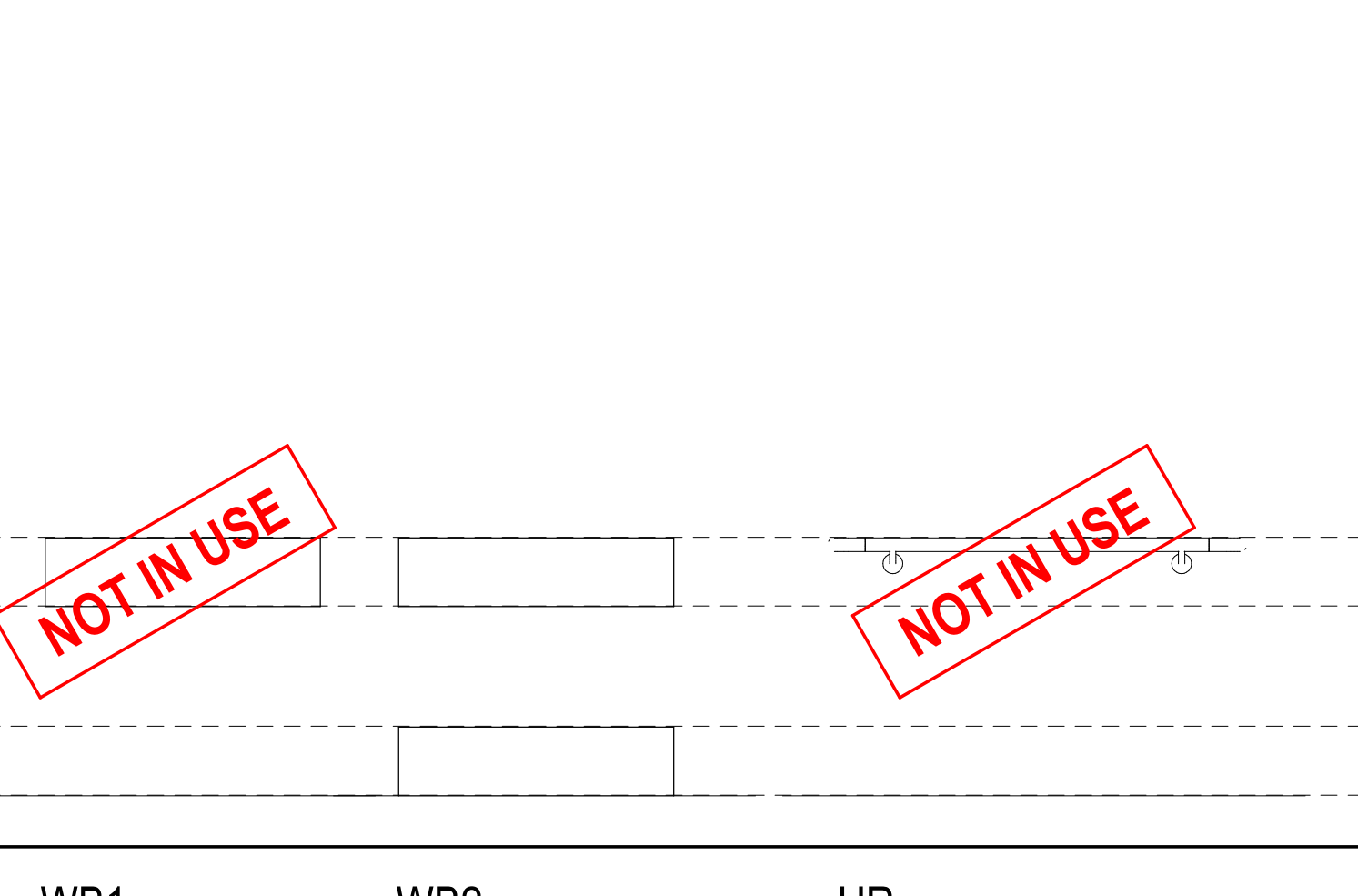
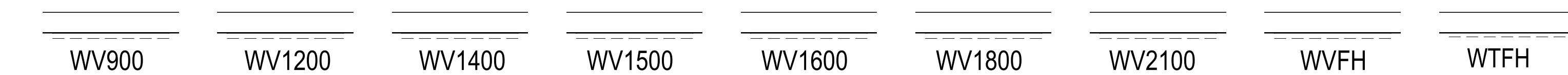
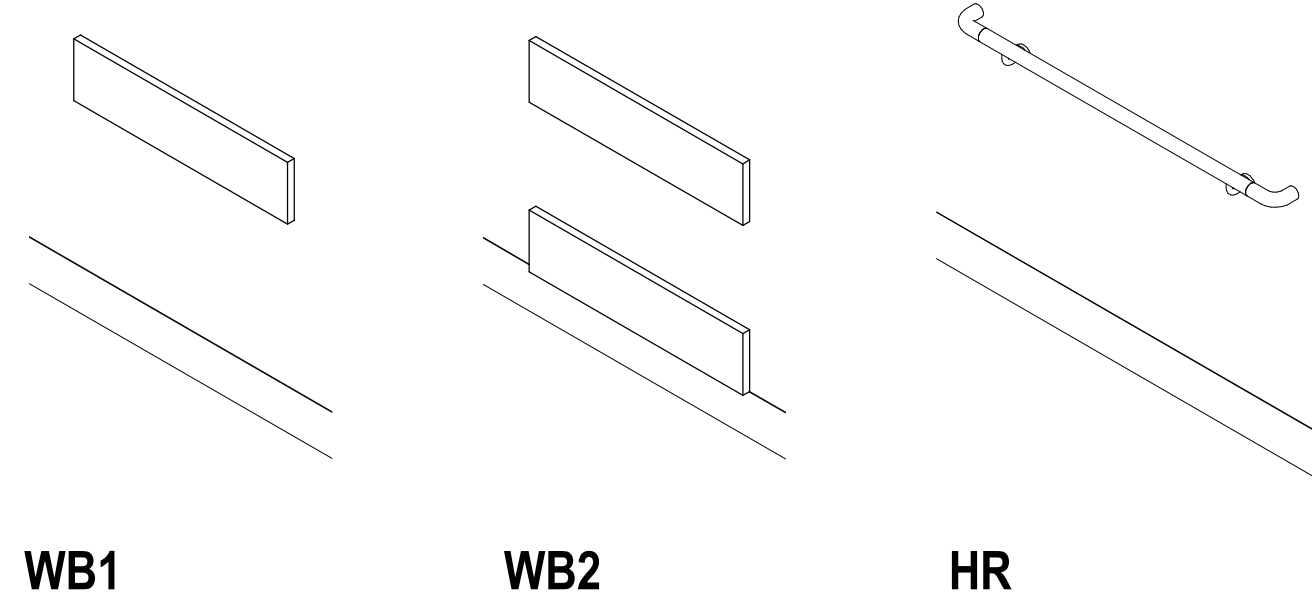
SCALE _____ DATE _____ DRAWN BY _____ CHECKED _____
1:20@A0 03/06/21 AA SS

PROJECT No. ——— DRAWING No. ——— REVISED No. ———
10465 A60-060

SECTION B



The diagram illustrates the progression of wall height and the addition of horizontal panels. It shows a series of vertical wall panels of increasing height, labeled WV900, WV1200, WV1400, WV1500, WV1600, WV1800, WV2100, WFH, and WVTH. The WV panels are shown as a series of steps, with each panel being taller than the previous one. The WFH panel is shown as a single, taller panel. The WVTH panel is shown as a single, very tall panel. The diagram shows that as the wall height increases, the number of horizontal panels required to reach the top of the wall decreases, eventually reaching a point where only one horizontal panel is needed (WVTH).

[illegible][illegible]

ARCHITECTS

BPSM architects
Burt Bates Shupp & Moon

ABN: 21 134 476 065
PELACOMPLEX, BUILDING 3, LEVEL 2
21-31 GOODWOOD ST. RICHMOND VIC 3121, AUSTRALIA
PH: (03) 9686 2333 FAX: (03) 9686 2455
THIS ARCHITECTURAL DESIGN IS THE COPYRIGHT OF
SILVER THOMAS HANLEY (AUS) PTY LTD ABN 21 134 476 065
AND SHALL NOT BE REPRODUCED WITHOUT THEIR WRITTEN PERMISSION



PROJECT

48 LIVERPOOL STREET, HOBART

DRAWING TITLE

**KIT OF PARTS
MISCELLANEOUS
SHEET 2**

SCALE: 1:20@A0 DATE: 03/06/21 DRAWN BY: AA CHECKED BY: SS

10465 A60-061

B

ISSUED FOR INFORMATION

ARCHITECTS

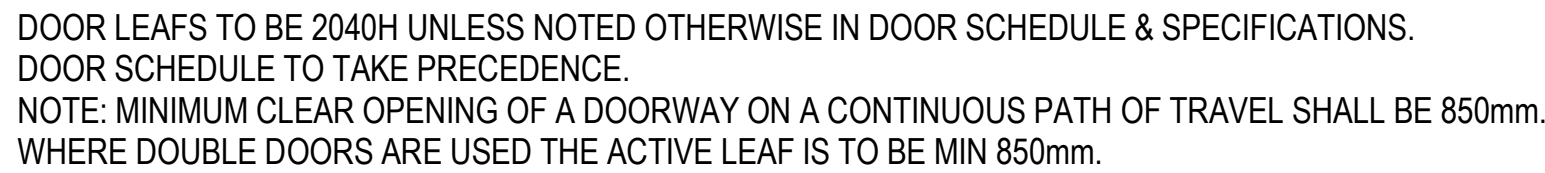
BPSM architects
South Parkes Shygg & Mison

STH

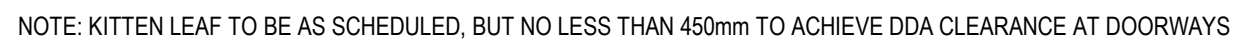
ABN: 21 134 476 065
PELACO COMPLEX, BUILDING 3, LEVEL 2
21-31 GOODWOOD ST, RICHMOND VIC 3121, AUSTRALIA
PH: (03) 9885 2323 FAX: (03) 9885 2465

THIS ARCHITECTURAL DESIGN IS THE COPYRIGHT OF
SEVER THOMAS HALES (AUS) PTY LTD ABN 21 134 476 065
AND SHALL NOT BE REPRODUCED WITHOUT THEIR WRITTEN PERMISSION

PROJECT			
RHH - ICU EXPANSION			
48 LIVERPOOL STREET, HOBART			
DRAWING TITLE			
KIT OF PARTS MISCELLANEOUS SHEET 3			
SCALE	DATE	DRAWN BY	CHECKED
1 : 20@A0	03/06/21	AA	SS
PROJECT NO	DRAWING NO	REVISION	
10465	A60-062	B	



- THIS DRAWING IS TO BE READ IN CONJUNCTION WITH THE RELEVANT SPECIFICATION, DOOR SCHEDULE, FIT-OUT DRAWINGS AND DETAILS FOR DIMENSIONS AND SPECIAL REMARKS
- ALL DOOR LEAFS TO BE TIMBER UNLESS OTHERWISE NOTED.
 - FULLY GLAZED DOORS TO BE POWDERCOATED ALUMINIUM
 - TIMBER DOOR LEAFS SHALL BE TO S-2688 AND S-2721 FOR EXTERIOR DOORS, ALSO REFER TO PROJECT SPECIFICATION
 - ALL TIMBER DOORS SHALL BE SOLID CORE UNLESS NOTED OTHERWISE
 - DOOR COUES DIFFUSED WITH 'S' (E.G. 715) SHALL BE FITTED WITH SLIDING DOOR HARDWARE INCLUDING REMOVABLE PELMET WHERE SPECIFIED
 - DOOR HIGHER THAN 820 WIDE OR HIGHER THAN 2040, SHALL BE FITTED WITH 4 HINGES. FIT SAME NUMBER OF HINGES TO BOTH 'CAT & KITTEN' DOOR SETS, EXCEPT PROPRIETARY TOILET PARTITION DOOR SYSTEMS, ALL OTHER SWING DOORS SHALL BE FITTED WITH 3 HINGES. PROVIDE ALL REQUIRED REINFORCING, BACKING PLATES ETC IN FRAME TO SUIT HINGES AND CLOSERS
 - ALL DOOR GLAZING SHALL COMPLY WITH GLAZING CODE AS-1286-2006 AND RELEVANT BOI CODE REQUIREMENTS
 - PRIVACY GLASS TO BE APPLIED TO FULL EXTENT OF GLASS VISION PANELS UNLESS NOTED OTHERWISE.
 - EXCEPT FOR DOORS IN MENTAL HEALTH, GLAZING THICKNESS SHALL BE 6.38mm IN DOORS WITH AN ACOUSTIC RATING OF Rw15 OR Rw18, AND 10.38mm IN DOORS WITH AN ACOUSTIC RATING OF Rw25
 - FOR DOORS IN MENTAL HEALTH, GLAZING THICKNESS SHALL BE 9.52mm IN DOORS WITH AN ACOUSTIC RATING OF Rw15 OR Rw18, AND 10.38mm IN DOORS WITH AN ACOUSTIC RATING OF Rw25
 - UNLESS OTHERWISE SPECIFIED, DOOR RELIEF GRILLES, WHERE REQUIRED TO PLANT ROOMS ONLY, SHALL BE FITTED CENTRALLY WITH THE LOWER EDGE FLUSH WITH THE TOP OF ADJOINING SKIRTING.
 - THE NARROW LEAF OF 'CAT & KITTEN' DOOR SETS SHALL ALWAYS BE THE INACTIVE LEAF.
 - EXCEPT FOR FLOOR DOORS, VINYL AND OTHER KICK PANELS SHALL BE RECESSED TO FINISH FLUSH AND BE FINISHED TO THE DOOR EDGE.
 - EXCEPT FOR LEAD LINE DOORS, DOUBLE DOORS GENERALLY SHALL BE NON-REBATED MEETING STILES. PROVIDE ALUMINIUM 'T', ACOUSTIC, INTUMESCENT FIRE AND SMOKE SEALS AS REQUIRED
 - SWITCHES, PROXY CARD READERS AND OTHER CONTROLS SHALL BE LOCATED BETWEEN 900mm AND 1100mm ABOVE FLOOR AND NOT TO BE WITHIN 1000mm FROM ADJACENT INTERIOR CORNERS AS PER AS1428.1-2009
 - REFER TO DOOR SPECIFICATION AND SCHEDULE FOR DOORS REQUIRING DOOR LEAF, EDGE AND/OR FRAME PROTECTION
 - RIGID SHEET DOOR LEAF PROTECTION SHALL BE FINISHED FLUSH TO DOOR EDGE PROTECTION.
 - REFER TO INTERIOR FINISHES SCHEDULE FOR GLAZING DECAL AND GLASS SPECIFICATIONS
- SMOKE DOORS:**
- ALL SMOKE DOORS SHALL BE FITTED WITH SMOKE SEALS
 - SMOKE SEALS TO THE BOTTOM EDGE OF DOORS TO BE CONCEALED OR REBATED TO PROVIDE A FLUSH FINISH TO DOOR PANEL.
- FIRE DOORS:**
- DOORS SCHEDULED AS FIRE RATED SHALL BE CONSTRUCTED AS ASSEMBLED AND INSTALLED TO THE FIRE RATING DESCRIBED
 - FIRE RATING SHALL BE NOTED IN THE DOOR SCHEDULE
 - FIRE DOORS SHALL, BE ASBESTOS FREE AND SHALL CARRY A LABEL INDICATING COMPLIANCE WITH APPROPRIATE AUSTRALIAN STANDARDS AND FIRE AUTHORITIES.



DOORS AND DOORWAYS TO BE PROVIDED WITH A 850mm MIN CLEAR OPENING AND THE FOLLOWING CIRCULATION CLEARANCES AS PER AS 1428.1 (2009):

Table 5.3(a) - Hinged Door Requirements:

DOOR APPROACH	DOOR OPENING DIRECTION	CLEARANCES (mm)		
		Latch Side	Hinge Side	Depth in front of door
FRONT	Towards Occupant	530	110	1450
	Away From Occupant	510	-	1450
LATCH SIDE	Towards Occupant	900	110	1670
	Away From Occupant	660	240	1240
HINGE SIDE	Towards Occupant	900	660	1670
	Away From Occupant	340	560	1220
EITHER SIDE	Towards Occupant	900	660	1670
	Away From Occupant	660	560	1240

Table 5.3(B) - Sliding Door Requirements:

DOOR APPROACH	CLEARANCES (mm)		
	Latch Side	Hinge Side	Depth in front of door
FRONT	530	-	1450
SIDE SIDE	395	660	1280
LATCH SIDE	660	185	1230
EITHER SIDE	660	660	1280

COPYRIGHT
ALL RIGHTS RESERVED. THIS WORK IS COPYRIGHTED AND CANNOT BE REPRODUCED OR COPIED IN ANY FORM OR BY ANY MEANS (GRAPHIC, ELECTRONIC OR MECHANICAL, INCLUDING PHOTOCOPYING) WITHOUT THE WRITTEN PERMISSION OF THE PRINCIPAL UNDER THE TERMS OF THE CONTRACT. ANY LICENCE, EXPRESS OR IMPLIED, TO USE THE DOCUMENT FOR ANY PURPOSE WHATSOEVER IS RESTRICTED TO THE TERMS OF THE AGREEMENT OR IMPLIED AGREEMENT WITH THE PRINCIPAL UNDER THE TERMS OF THE CONTRACT.

DIMENSIONS

USE FIGURED DIMENSIONS, DO NOT SCALE. CONTRACTORS MUST VERIFY ALL DIMENSIONS ON THE SITE BEFORE COMMENCING ANY WORK OR MAKING ANY SHOP DRAWING WHICH MUST BE SUBMITTED AND REVIEWED BEFORE MANUFACTURE.

FIXTURES, FITTINGS & EQUIPMENT SPECIFICATIONS

SUBSTITUTE FFE EQUIPMENT SPECIFICATIONS

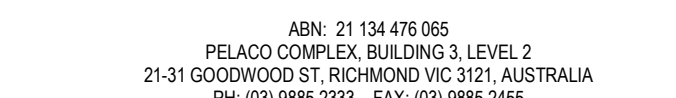
THE FIT-OUT DESIGN AND DOCUMENTATION HAS BEEN COMPLETED ON THE BASIS OF FFE AND EQUIPMENT ADVISED TO THIS OFFICE AT THE TIME OF BRIEFING THE DESIGN. THE DESIGN PROVISIONS FOR FFE AND EQUIPMENT INCORPORATES SPATIAL REQUIREMENTS, SERVICE REQUIREMENTS, ACCESS, AND INSTALLATION REQUIREMENTS. APPROPRIATE SERVICES REQUIREMENTS, HAVING DUE REGARD FOR SURROUNDING FIXTURES AND FITTINGS, IT SHOULD BE NOTED THAT SUBSTITUTE FFE OR EQUIPMENT WITH ALTERNATE SPECIFICATIONS SHOULD NOT BE PROCURED PRIOR TO VALIDATING THE ALTERNATE SPECIFICATIONS AGAINST THE ITEM CONTROL, SCHEDULE AND DESIGN PROVISIONS IN THE WORK. THIS OFFICE ACCEPTS NO RESPONSIBILITY FOR THE PROCUREMENT OF SUBSTITUTE FFE AND EQUIPMENT WHICH HAS NOT BEEN REVIEWED AND VALIDATED AGAINST THE ORIGINAL DESIGN PROVISIONS.

SERVICE POINTS DISCLAIMER

THE SERVICE POINTS IDENTIFIED ON THESE DRAWINGS HAVE BEEN OVERLAYED FROM THE BUILDING SERVICES ENGINEERING MODEL, AND ARE PROVIDED FOR INFORMATION AND SET-OUT PURPOSES ONLY. WE HAVE BEEN ADVISED BY THE SERVICES ENGINEERS THAT THE POINTS REPRESENTED ON THESE DRAWINGS ARE CORRECT AT THE TIME OF PUBLICATION. THIS OFFICE DOES NOT WARRANT THE ACCURACY OF THIS DATA. REFER TO THE BUILDING SERVICES ENGINEERING DOCUMENTATION FOR THE INSTALLATION OF THE SERVICES POINTS, AND THE INTERFACE BETWEEN THE SERVICES POINTS AND THE RESPECTIVE ENGINEERING SYSTEMS.

ISSUED FOR INFORMATION

- ARCHITECTS



ABN: 21 134 476 065
PELACO COMPLEX, BUILDING 3, LEVEL 2
25-31 GOODWOOD ST, RICHMOND VIC 3121, AUSTRALIA
PH: (03) 9686 2333 FAX: (03) 9686 2455

THIS ARCHITECTURAL DESIGN IS THE COPYRIGHT OF
SILVER THOMAS HANLEY (AUS) PTY LTD ABN 21 134 476 065
AND SHALL NOT BE REPRODUCED WITHOUT THEIR WRITTEN PERMISSION

CLIENT



RHH - ICU EXPANSION

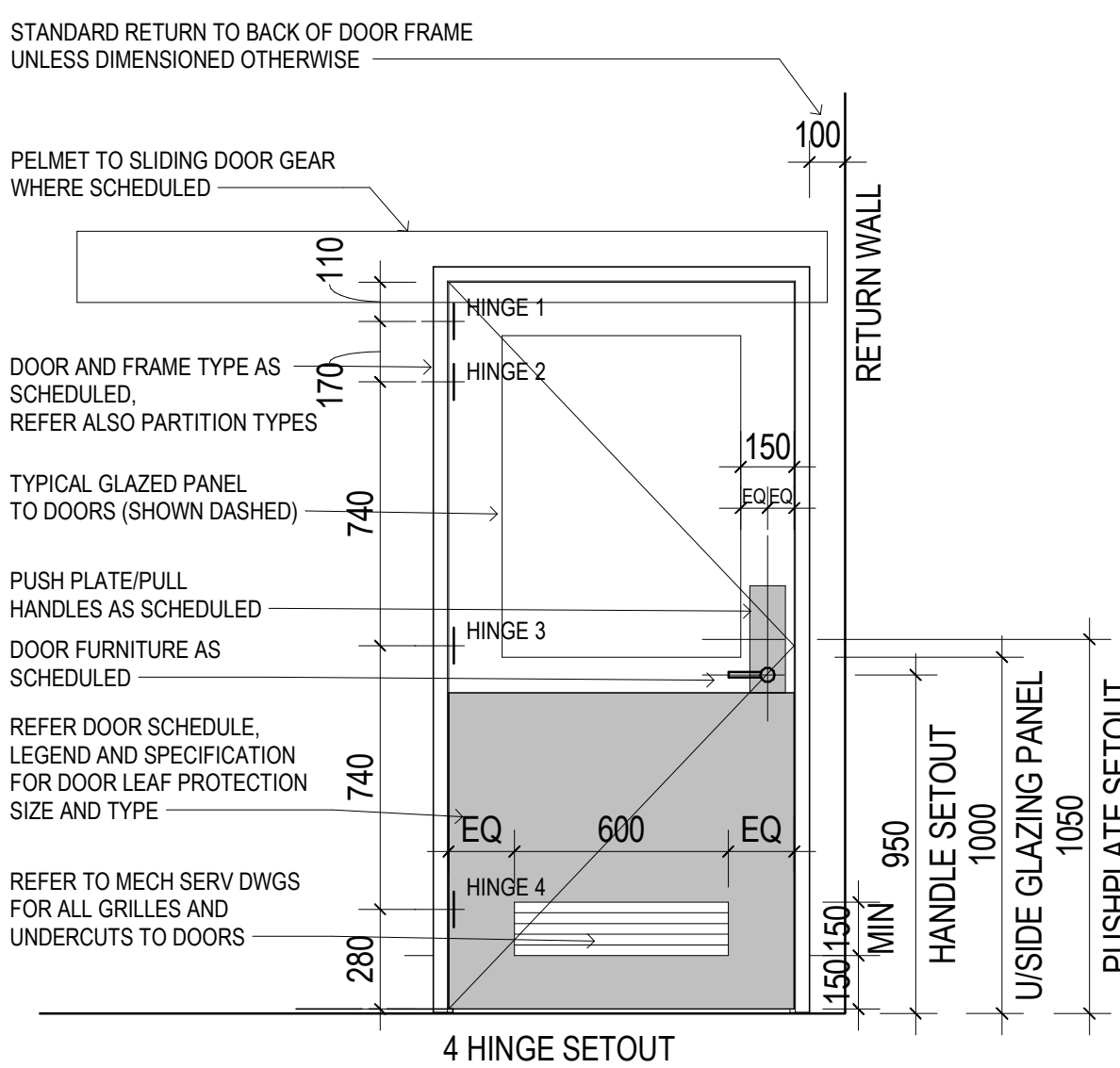
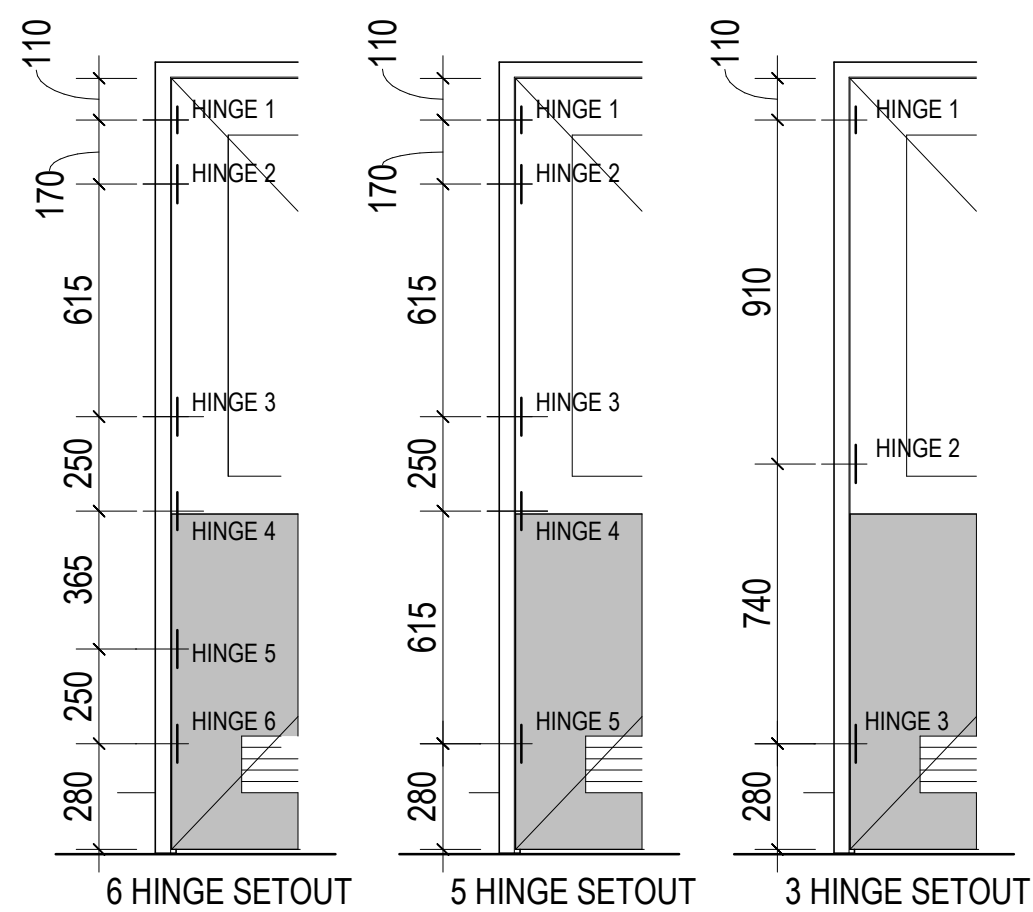
48 LIVERPOOL STREET, HOBART

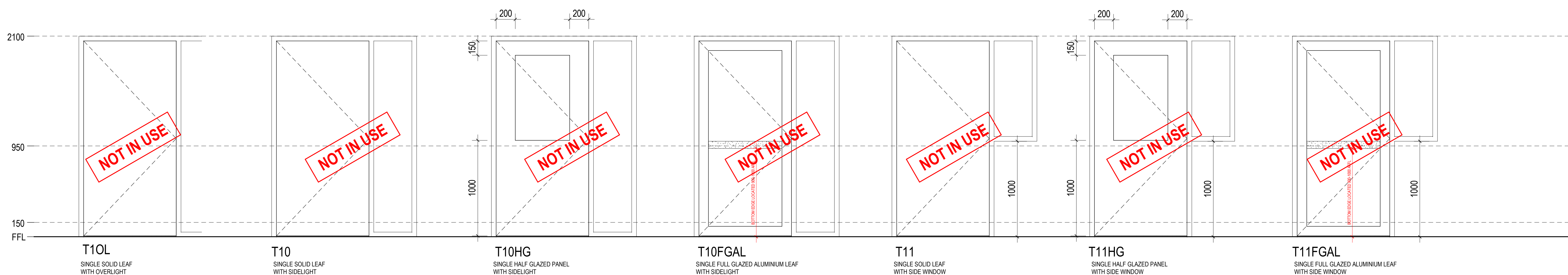
DRAWING TITLE

**KIT OF PARTS
DOORS
SHEET 1**

SCALE _____ DATE _____ DRAWN BY _____ CHECKED _____

10465 A60-070





- YS TO BE PROVIDED WITH A 850mm MIN CLEAR OPENING
CIRCULATION CLEARANCES AS PER AS 1428.1 (2009):
- Door Requirements:**
- | DOOR OPENING
DIRECTION | CLEARANCES (mm) | | |
|---------------------------|-----------------|------------|---------------------------|
| | Latch Side | Hinge Side | Depth in front
of door |
| Towards Occupant | 530 | 110 | 1450 |
| Away From Occupant | 510 | - | 1450 |
| Towards Occupant | 900 | 110 | 1670 |
| Away From Occupant | 660 | 240 | 1240 |
| Towards Occupant | 900 | 660 | 1670 |
| Away From Occupant | 340 | 560 | 1220 |
| Towards Occupant | 800 | 660 | 1670 |
| Away From Occupant | 660 | 560 | 1240 |
- Door Requirements:**

ISSUED FOR INFORMATION

ARCHITECTS

BPSM architects **STH**

Brian Pether (Group) & Moon

ABN: 21 134 476 005
PELAGO COMPLEX, BUILDING 3 LEVEL 2
21-31 GOODWOOD F FARMROAD VIC 3217 AUSTRALIA
PH (03) 9669 2320 FAX (03) 9669 2405

THE ARCHITECTURAL DESIGNS ARE THE COPYRIGHT OF
SILVER THOMAS HANLEY (AUS) PTY LTD ABN 21 134 476 005
AND SHALL NOT BE REPRODUCED WITHOUT THEIR WRITTEN PERMISSION
CLIENT



RHH
ROYAL HOBART HOSPITAL

PROJECT

RHH - ICU EXPANSION

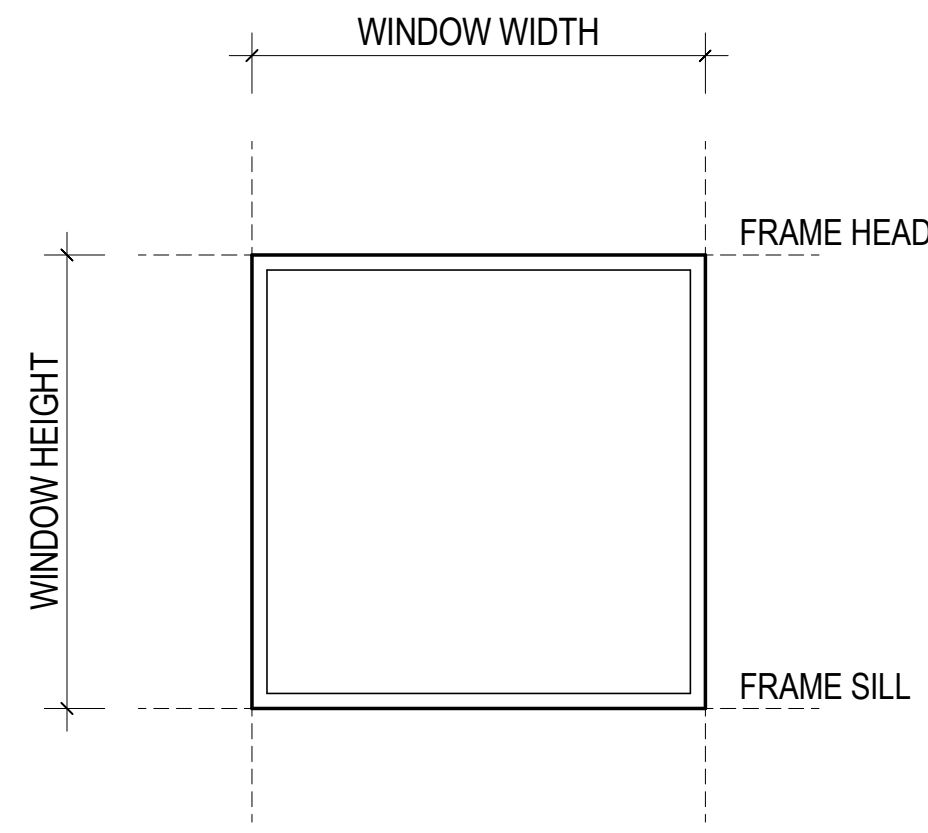
48 LIVERPOOL STREET, HOBART

DRAWING TITLE

**KIT OF PARTS
DOORS
SHEET 2**

SCALE	DATE	DRAWN BY	CHECKED
1 : 20@A0	03/06/21	AA	SS

PROJECT NO	DRAWING NO	REVISION
10465	060 071	



COPYRIGHT
ALL RIGHTS RESERVED. THIS WORK IS COPYRIGHTED AND CANNOT BE REPRODUCED OR COPIED IN ANY FORM OR BY ANY MEANS (GRAPHIC, ELECTRONIC OR MECHANICAL, INCLUDING PHOTOCOPYING) WITHOUT THE WRITTEN PERMISSION OF THE PRINCIPAL UNDER THE TERMS OF THE CONTRACT. ANY LICENCE, EXPRESS OR IMPLIED, TO USE THE DOCUMENT FOR ANY PURPOSE WHATSOEVER IS RESTRICTED TO THE TERMS OF THE AGREEMENT OR IMPLIED AGREEMENT WITH THE PRINCIPAL UNDER THE TERMS OF THE CONTRACT.

DIMENSIONS

USE FIGURED DIMENSIONS, DO NOT SCALE. CONTRACTORS MUST VERIFY ALL DIMENSIONS ON THE SITE BEFORE COMMENCING ANY WORK OR MAKING ANY SHOP DRAWING WHICH MUST BE SUBMITTED AND REVIEWED BEFORE MANUFACTURE.

FIXTURES, FITTINGS & EQUIPMENT SPECIFICATIONS

SUBSTITUTE FF&E EQUIPMENT SPECIFICATIONS

THE FIT-OUT DESIGN AND DOCUMENTATION HAS BEEN COMPLETED ON THE BASIS OF THE FF&E EQUIPMENT SPECIFICATIONS SET OUT AT THE TIME OF BRIEFING THE DESIGN TEAM. THE DESIGN PROVISIONS FOR FF&E EQUIPMENT INCORPORATES SPATIAL ALLOCATIONS, SERVICING, LOADING AND ACCESS CLEARANCES AND WHERE APPROPRIATE SERVICES REQUIREMENTS, HAVING DUE REGARD FOR SURROUNDING FIXTURES AND FITTINGS. IT SHOULD BE NOTED THAT SUBSTITUTE FF&E OR EQUIPMENT WITH ALTERNATE SPECIFICATIONS SHOULD NOT BE PROCURED PRIOR TO VALIDATING THE SPECIFICATIONS AGAINST THE TEAM CONTRACT, SPECIFICATIONS AND DESIGN PROVISIONS IN THE MODEL. THIS OFFICE ACCEPTS NO RESPONSIBILITY FOR THE PROCUREMENT OF SUBSTITUTE FF&E EQUIPMENT WHICH HAS NOT BEEN REVIEWED AND VALIDATED AGAINST THE ORIGINAL DESIGN PROVISIONS.

SERVICE POINTS DISCLAIMER

THE SERVICE POINTS IDENTIFIED ON THESE DRAWINGS HAVE BEEN OVERLAYED FROM THE BUILDING SERVICES ENGINEERING MODEL, AND ARE PROVIDED FOR INFORMATION AND SET-OUT PURPOSES ONLY. WE HAVE BEEN ADVISED BY THE SERVICES ENGINEER THAT THE POINTS REPRESENTED ON THESE DRAWINGS ARE CORRECT AT THE TIME OF PUBLICATION. THIS OFFICE DOES NOT WARRANT THE ACCURACY OF THIS DATA. REFERENCE TO THE BUILDING SERVICES ENGINEERING DOCUMENTATION FOR THE INSTALLATION OF THE SERVICE POINTS, AND THE INTERFACE BETWEEN THE SERVICE POINTS AND THE RESPECTIVE ENGINEERING SYSTEMS.

ISSUED FOR INFORMATION

ARCHITECTS



ABN: 21 134 475 065
PELACO COMPLEX, BUILDING 3, LEVEL 2
21-31 GOODWOOD ST, RICHMOND VIC 3121, AUSTRALIA
PH: (03) 9666 2333 FAX: (03) 9666 2455

THIS ARCHITECTURAL DESIGN IS THE COPYRIGHT OF
SILVER THOMAS HANLEY (AUS) PTY LTD ABN 21 134 475 065
AND SHALL NOT BE REPRODUCED WITHOUT THEIR WRITTEN PERMISSION



RHH - ICU EXPANSION

48 LIVERPOOL STREET, HOBART

DRAWING TITLE

KIT OF PARTS INTERNAL WINDOWS & MIRRORS

SCALE _____ DATE _____ DRAWN BY _____ CHECKED _____

FILE NO	DATE	PAGE	OF
---------	------	------	----

INTERNAL WINDOWS

CODED 'M' FOLLOWED BY TYPE FOLLOWED BY LENGTH

READ IN CONJUNCTION WITH KOP'S, 1:50 INTERNAL FIT OUT JOINERY DRAWINGS,
1:100 PARTITION PLANS FOR WINDOW NO'S AND ROOM ELEVATIONS WHERE PROVIDED FOR MOUNTING HEIGHTS,
AND INTERNAL GLASS COVERINGS

HEIGHT TO WINDOWS TYPICALLY 2100. WHERE WINDOWS CODED ARE NOT ON THIS SCHEDULE, REFER TO SPECIFIC DETAILS FOR HEIGHTS AND SETOUT INFORMATION IN INTERNAL WINDOW SCHEDULE.
INTERNAL WINDOW SCHEDULE TO TAKE PRECEDENCE

GENERAL NOTES

- READ IN CONJUNCTION WITH RELEVANT SPECIFICATION, WINDOW SCHEDULE, DETAILS AND 1:50 FITOUT DRAWINGS FOR WIDTH, HEIGHT AND SPECIAL REMARKS; 1:100 PARTITION PLANS FOR FINISHES AND NO.
- ALL WINDOW GLAZING SHALL COMPLY WITH GLAZING CODE AS-1288-2006 AND RELEVANT BCA REQUIREMENTS
- REFER ALSO WINDOW SCHEDULE FOR SPECIAL / FEATURE GLAZING TO WINDOWS (eg TINTED/MIRRORED/OZONE GLAZING ETC)
- ALL GLAZING WINDOW PANELS IN FIRE WINDOWS SHALL BE AS APPROVED FOR USE WITH IN THE FIRE WINDOW FRAMESEMBLY BEING INSTALLED
- UNLESS SHOWN/DETAILED/NOTED OTHERWISE, ALL WINDOWS SHALL BE SILICONE BUTT JOINED TO PROVIDE EQUAL PLAN, WIDTHS TO SUIT EXTENT OF INSTALLATION
- PROVIDE CLEAR GLAZED FULL HEIGHT WINDOWS WITH 'SAFETY MARKINGS/ETCHING' AS REQUIRED BY THE RELEVANT CODES
- ALL GLAZING WITH UNFRAMED/ EXPOSED EDGES SHALL BE BEVELLED AND POLISHED AS REQUIRED BY THE RELEVANT CODES
- MIRRORS SHALL HAVE POLISHED BEVELLED EDGES TO ALL FOUR SIDES, UNLESS SPECIFIED/DETAILED OTHERWISE
- MIRRORS SHALL BE FIXED TO WALLS WITH COMMERCIAL QUALITY, DOUBLE SIDED ADHESIVE TAPE, APPLIED CONTINUOUS TO PERIMETER OF MIRROR BACK, AND DIAGONALLY ACROSS BACK OF MIRROR (both ways)
- MIRRORS LOCATED IN WET AREAS (ENSLAVES etc) SHALL BE SEALED AROUND PERIMETER OF MIRROR TO WALL WITH SILICONE SEALANT, COLOUR AS SCHEDULED
- SLIDING WINDOWS - WINDOWS MAY HAVE SLIDING PANELS (FRAMED OR UNFRAMED) THESE WINDOWS WILL BE SUPPLIED - 'S' ie 1Wx5, 1200 IS WINDOW WITH 1200 SLIDING GLAZING PANELS (1200mm LONG), REFER ALSO TO SPECIFICATION AND HARDWARE SCHEDULE FOR TRACK TYPE AND ANY REQUIRED

MIRRORS

CODED 'M' FOLLOWED BY WIDTH AND HEIGHT IF NOT STANDARD TYPE AS SHOWN
MIRROR GLAZING AS TO AS-1288-2006



KEY PLAN			
REV	DESCRIPTION	DRN	DATE
A	ISSUED FOR REVIEW	AA	16/09/2020
B	ISSUED FOR INFORMATION	AA	14/12/2020
C	REVISION	AA	22/01/2021
D	PROGRESS ISSUE FOR CLIENT	AA	26/03/2021
E	ISSUED FOR INFORMATION	AA	9/04/2021
F	ISSUED FOR INFORMATION	AA	23/04/2021
G	ISSUED TO QUANTITY SURVEYOR	AA	21/06/2021
H	ISSUED FOR PRE-TENDER	AA	26/06/2021
I	ISSUED FOR TENDER	AA	03/06/2021
J	BATENDER ISSUE	SJN	08/06/2021

COPYRIGHT
ALL RIGHTS RESERVED. THIS WORK IS COPYRIGHTED AND CANNOT BE REPRODUCED OR COPIED IN ANY FORM OR BY ANY MEANS (GRAPHIC, ELECTRONIC OR MECHANICAL INCLUDING PHOTOCOPYING) WITHOUT THE WRITTEN PERMISSION OF THE PRINCIPAL UNDER THE TERMS OF THE CONTRACT. ANY LICENCE, EXPRESS OR IMPLIED, TO USE THE DOCUMENT FOR ANY PURPOSE WHATSOEVER IS RESTRICTED TO THE TERMS OF THE AGREEMENT OR IMPLIED AGREEMENT WITH THE PRINCIPAL UNDER THE TERMS OF THE CONTRACT.

DIMENSIONS
USE FIGURED DIMENSIONS, DO NOT SCALE. CONTRACTORS MUST VERIFY ALL DIMENSIONS ON THE SITE BEFORE COMMENCING ANY WORK OR MAKING ANY SHOP DRAWING WHICH MUST BE SUBMITTED AND REVIEWED BEFORE MANUFACTURE.

FIXTURES, FITTINGS & EQUIPMENT SPECIFICATIONS
SUBSTITUTE FF&E EQUIPMENT SPECIFICATIONS
THE FIT OUT DESIGN AND DOCUMENTATION HAS BEEN COMPLETED ON THE BASIS OF FF&E AND EQUIPMENT ADVISED TO THIS OFFICE AT THE TIME OF BRIEFING THE DESIGN. THE DESIGN PROVISIONS FOR FF&E AND EQUIPMENT INCORPORATES SPATIAL ALLOCATIONS, SERVICES, LOADING AND ACCESS CLEARANCES AND WHERE APPROPRIATE SERVICES REQUIREMENTS, HAVING DUE REGARD FOR SURROUNDING FIXTURES AND FITTINGS. IT SHOULD BE NOTED THAT SUBSTITUTE FF&E OR EQUIPMENT WITH ALTERNATE SPECIFICATIONS SHOULD NOT BE PROCURED PRIOR TO VALIDATING THOSE SPECIFICATIONS AGAINST THE ITEM CONTROL SCHEDULE AND DESIGN PROVISIONS IN THE MODEL. THIS OFFICE ACCEPTS NO RESPONSIBILITY FOR THE PROCUREMENT OF SUBSTITUTE FF&E AND EQUIPMENT WHICH HAS NOT BEEN REVIEWED AND VALIDATED AGAINST THE ORIGINAL DESIGN PROVISIONS.

SERVICE POINTS DISCLAIMER
THE SERVICE POINTS IDENTIFIED ON THESE DRAWINGS HAVE BEEN OVERLAYED FROM THE BUILDING SERVICES ENGINEERING MODEL AND ARE PROVIDED FOR INFORMATION AND SET-OUT PURPOSES ONLY. WE HAVE BEEN ADVISED BY THE SERVICES ENGINEERS THAT THE POINTS REPRESENTED ON THESE DRAWINGS ARE CORRECT AT THE TIME OF PUBLICATION. THIS OFFICE DOES NOT WARRANT THE ACCURACY OF THIS DATA. REFER TO THE BUILDING SERVICES ENGINEERING DOCUMENTATION FOR THE INSTALLATION OF THE SERVICE POINTS, AND THE INTERFACE BETWEEN THE SERVICE POINTS AND THE RESPECTIVE ENGINEERING SYSTEMS.

ISSUED FOR INFORMATION

BPSMarchitects
Urban Parks Shugg & Moon

STH

ABN: 21 134 476 065
PELACO COMPLEX, BUILDING 3, LEVEL 2
21-31 GOODWOOD ST, RICHMOND VIC 3121, AUSTRALIA
PH: (03) 9865 2533 FAX: (03) 9865 2455

THIS ARCHITECTURAL DESIGN IS THE COPYRIGHT OF
SILVER THOMAS HANLEY (AUS) PTY LTD ABN 21 134 476 065
AND SHALL NOT BE REPRODUCED WITHOUT THEIR WRITTEN PERMISSION

CLIENT



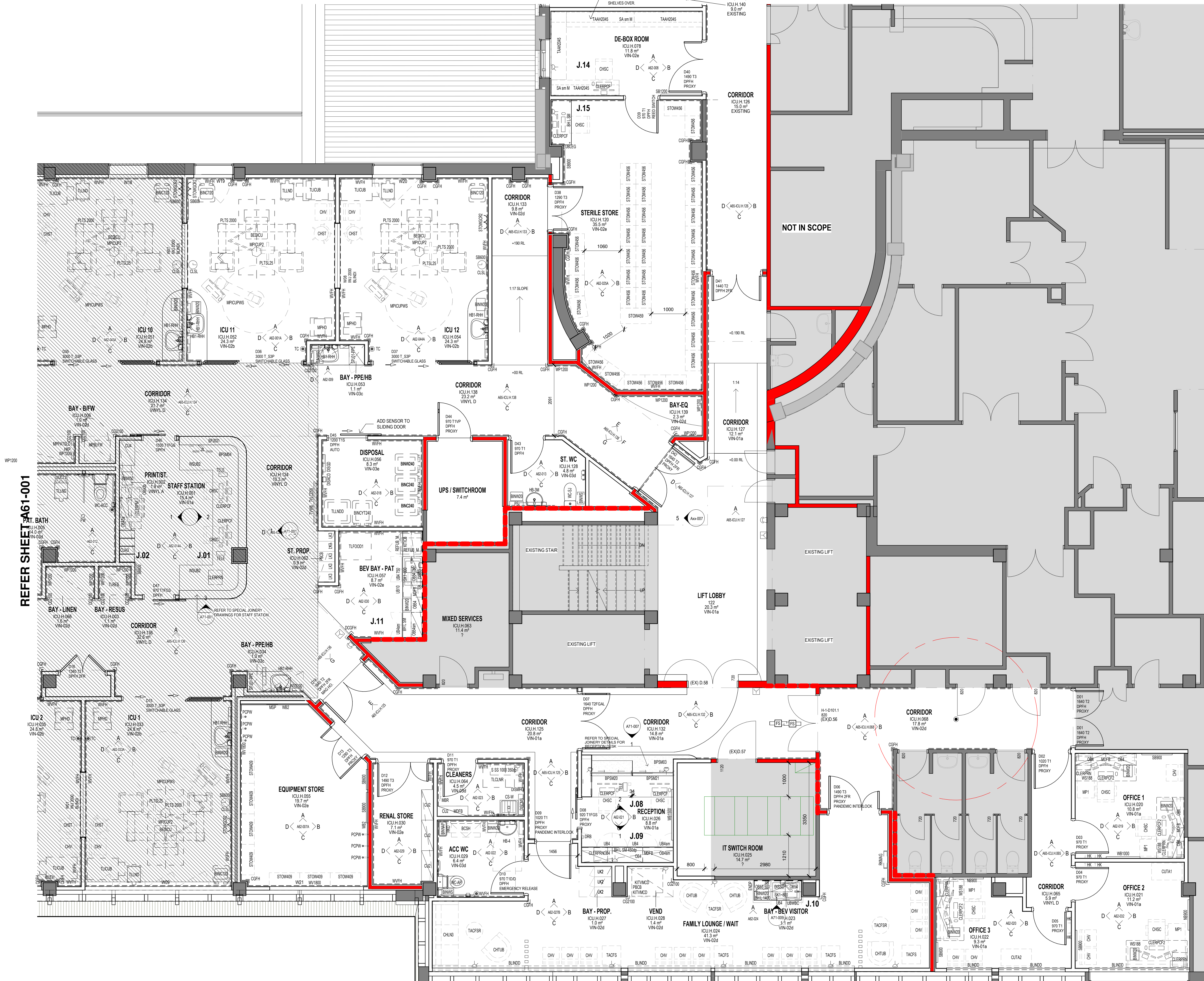
RHH - ICU EXPANSION, H BLOCK, LEVEL ONE
48 LIVERPOOL STREET, HOBART

**PROPOSED FITOUT PLAN
LEVEL 01 ICU
ZONE 1**

SCALE 1:50@A1 DATE 31/08/20 DRAWN BY AA CHECKED SS

PROJECT No DRAWING No REVISION

10465 A61-001



REFER SHEET A61-001

KEY PLAN

REV	DESCRIPTION	DRN	DATE
A	ISSUED FOR INFORMATION	AA	23/04/2021
B	ISSUED TO QUANTITY SURVEYOR	AA	21/05/2021
C	ISSUED FOR PRE-TENDER	AA	20/05/2021
D	ISSUED FOR TENDER	AA	10/06/2021
E	BATENDER ISSUE	SJN	08/06/2021

COPYRIGHT

ALL RIGHTS RESERVED. THIS WORK IS COPYRIGHT AND CANNOT BE REPRODUCED OR COPIED IN ANY FORM OR BY ANY MEANS (GRAPHIC, ELECTRONIC OR MECHANICAL, INCLUDING PHOTOCOPYING) WITHOUT THE WRITTEN PERMISSION OF THE PRINCIPAL UNDER THE TERMS OF THE CONTRACT. ANY LICENCE, EXPRESS OR IMPLIED, TO USE THE DOCUMENT FOR ANY PURPOSE WHATSOEVER IS RESTRICTED TO THE TERMS OF THE AGREEMENT OR IMPLIED AGREEMENT WITH THE PRINCIPAL UNDER THE TERMS OF THE CONTRACT.

DIMENSIONS

USE FIGURED DIMENSIONS, DO NOT SCALE. CONTRACTORS MUST VERIFY ALL DIMENSIONS ON THE SITE BEFORE COMMENCING ANY WORK OR MAKING ANY SHOP DRAWING WHICH MUST BE SUBMITTED AND REVIEWED BEFORE MANUFACTURE.

FIXTURES, FITTINGS & EQUIPMENT SPECIFICATIONS

SUBSTITUTE FF&E EQUIPMENT SPECIFICATIONS
THE FIT-OUT DESIGN AND DOCUMENTATION HAS BEEN COMPLETED ON THE BASIS OF FF&E AND EQUIPMENT ADVISED TO THIS OFFICE AT THE TIME OF BRIEFING THE DESIGN. THE DESIGN PROVISIONS FOR FF&E AND EQUIPMENT INCORPORATES SPATIAL ALLOCATIONS, SERVICING, LOADING AND ACCESS CLEARANCES AND WHERE APPROPRIATE SERVICES REQUIREMENTS, HAVING DUE REGARD FOR SURROUNDING FIXTURES AND FITTINGS. IT SHOULD BE NOTED THAT SUBSTITUTE FF&E OR EQUIPMENT WITH ALTERNATE SPECIFICATIONS SHOULD NOT BE PROCURED PRIOR TO VALIDATING THOSE SPECIFICATIONS AGAINST THE ITEM CONTROL SCHEDULE AND DESIGN PROVISIONS IN THE MODEL. THIS OFFICE ACCEPTS NO RESPONSIBILITY FOR THE PROCUREMENT OF SUBSTITUTE FF&E AND EQUIPMENT WHICH HAS NOT BEEN REVIEWED AND VALIDATED AGAINST THE ORIGINAL DESIGN PROVISIONS.

SERVICE POINTS DISCLAIMER

THE SERVICE POINTS IDENTIFIED ON THESE DRAWINGS HAVE BEEN OVERLAYED FROM THE BUILDING SERVICES ENGINEERING MODEL AND ARE PROVIDED FOR INFORMATION AND SET-OUT PURPOSES ONLY. WE HAVE BEEN ADVISED BY THE SERVICES ENGINEERS THAT THE POINTS REPRESENTED ON THESE DRAWINGS ARE CORRECT AT THE TIME OF PUBLICATION. THIS OFFICE DOES NOT WARRANT THE ACCURACY OF THIS DATA. REFER TO THE BUILDING SERVICES ENGINEERING DOCUMENTATION FOR THE INSTALLATION OF THE SERVICES POINTS, AND THE INTERFACE BETWEEN THE SERVICES POINTS AND THE RESPECTIVE ENGINEERING SYSTEMS.

ISSUED FOR INFORMATION

ARCHITECTS

ABN: 21 134 476 065
PELACO COMPLEX, BUILDING 3, LEVEL 2
21-31 GOODWOOD ST, RICHMOND VIC 3121, AUSTRALIA
PH: (03) 9885 2553 FAX: (03) 9885 2455

THIS ARCHITECTURAL DESIGN IS THE COPYRIGHT OF
SILVER THOMAS HANLEY (AUS) PTY LTD ABN 21 134 476 065
AND SHALL NOT BE REPRODUCED WITHOUT THEIR WRITTEN PERMISSION

PROJECT

RHH - ICU EXPANSION, H BLOCK, LEVEL ONE

48 LIVERPOOL STREET, HOBART

DRAWING TITLE

**PROPOSED FITOUT PLAN
LEVEL 01 ICU
ZONE 2**

SCALE

DATE

DRAWN BY

CHECKED

PROJECT No

DRAWING No

REVISION

1:50@A1

04/23/21

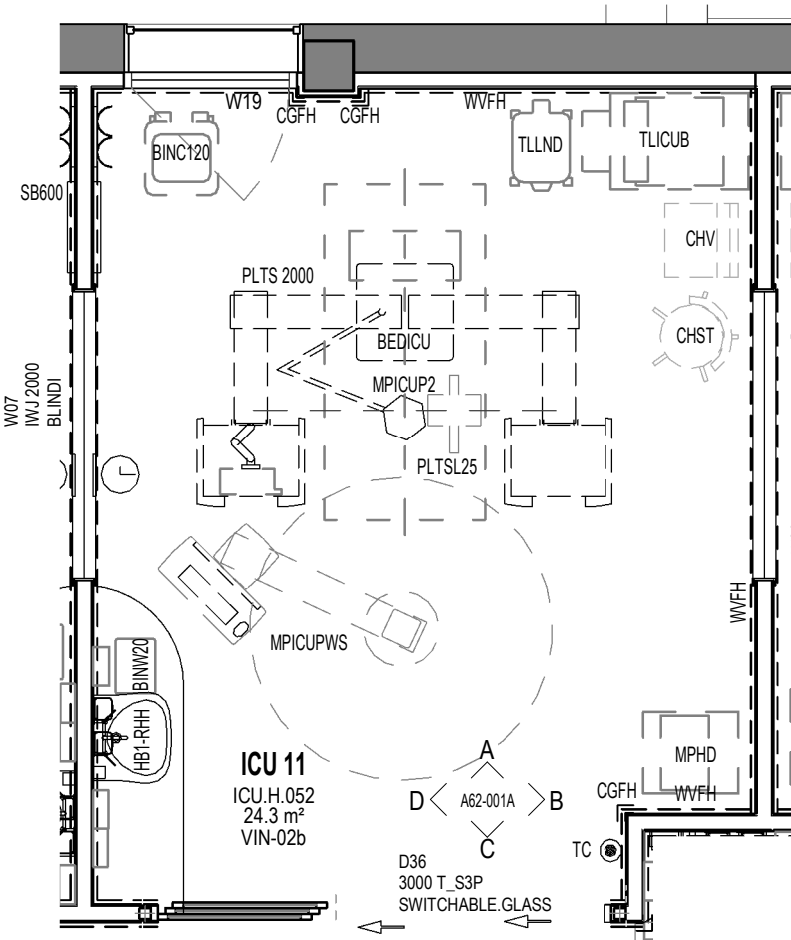
AA

SS

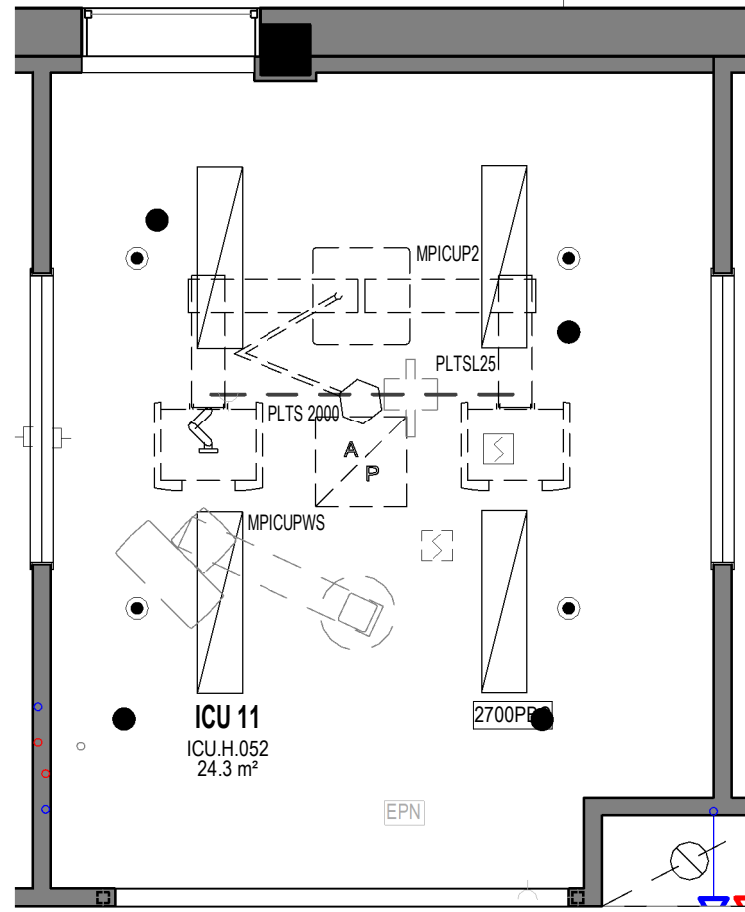
10465

A61-002

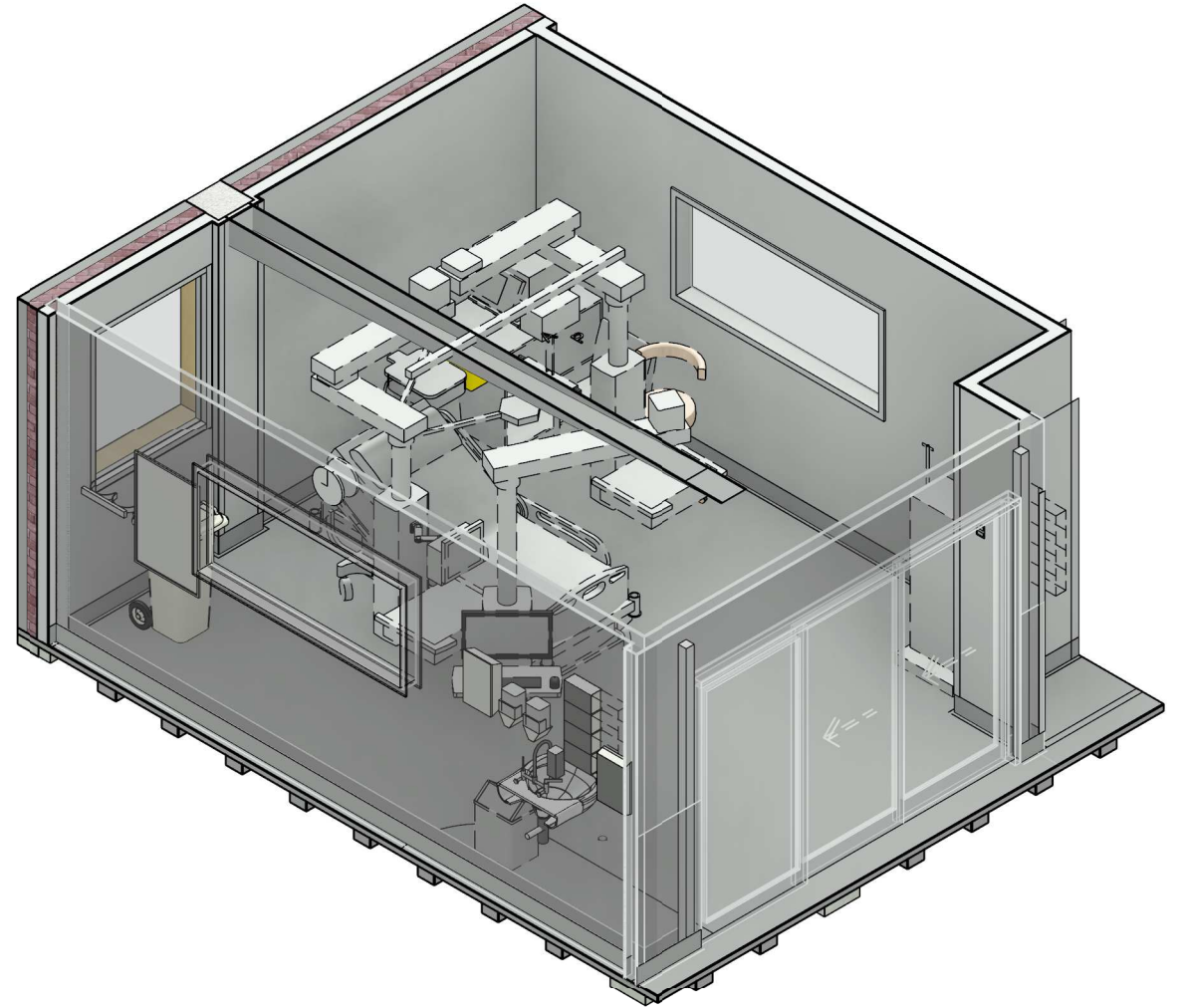
E



3 PLAN - ICU 11
SCALE: 1 : 50



2 RCP - ICU 11
SCALE: 1 : 50



FFE - ICU.H.052	
Keynote	Description

BEDICU	BED - INTENSIVE CARE
BINC120	BIN - CLINICAL WASTE 120 LITRE
BINSST	BIN - SHARPS DISPOSAL SMALL, TROLLEY MOUNTED
BINW20	Bin - Waste 20 Litre
BRKTST	BRACKET - SHARPS DISPOSAL, TROLLEY MOUNTED
CGFH	FULL HEIGHT CORNER GUARD
CHST	CHAIR - STOOL
CHV	Chair - Visitor without arms
CLERPCF	CLERICAL □ FLAT SCREEN AND PC
CLSL	CLOCK - TIME (SLAVE - MASTER)
DISAD	Dispenser - Antiseptic
DISGD	DISPENSER - GLOVE - 4 SIZES

FFE - ICU.H.052	
Keynote	Description

DISMD	Dispenser □ Moisturiser
DISPD	DISPENSER - PAPER TOWEL
DISSD	Dispenser - Soap
HB1	HANDWASH BASIN - STAFF SCRUB WITH LEVER HANDLES
IWJ	INTERNAL WINDOW TYPE J - SILL AT 1200
MDMON	MEDICAL DIAGNOSTIC EQUIPMENT - MONITOR
MPHD	MEDICAL PATIENT SUPPORT EQUIPMENT - HAEMODIALYSIS MACHINE
MPICUP2	MEDICAL PATIENT SUPPORT EQUIPMENT - ICU SERVICES TANDEM PENDANT (WET & DRY)
MPICUPWS	MEDICAL PATIENT SUPPORT EQUIPMENT - ICU SERVICES FOOT PENDANT WORKSTATION

FFE - ICU.H.052	
Keynote	Description

MPVENT	Medical Patient Support Equipment - Ventilator
PBC	PLASTERBOARD CEILING FLUSH
PLTS 2000	Patient Lifting Track System - 2000 Long Track
PLTSL25	PATIENT LIFTING TRACK SYSTEM - LIFTER TO 250KG
PLTW	PLUMBING - LEVER TAPS WALL MOUNTED
SB600	SPIRIT / WHITE BOARD - 600 LONG
STOWGCR2	STORAGE UNIT - TWO GAS CYLINDER WALL RESTRAINT
TC	TEMPERATURE CONTROL
TLLCUB	TROLLEY - ICU BEDSIDE
TLLND	TROLLEY - LINEN DIRTY
VINYL B	FLOOR VINYL TYPE B
WVFH	WALL VINYL FULL HEIGHT

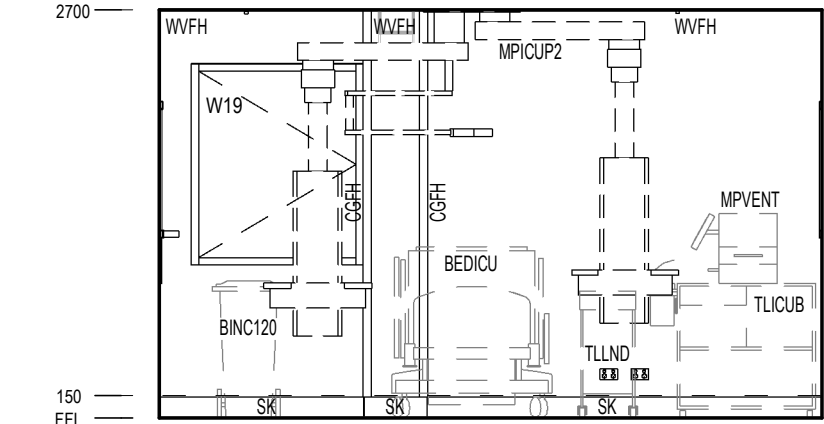
REV	DESCRIPTION	DRN	DATE
A	UG03 MEETING - IFI		11/08/2020
B	UG06 MEETING		26/08/2020
C	ISSUED FOR REVIEW	AA	16/09/2020
D	ISSUED FOR INFORMATION	AA	14/12/2020
E	PROGRESS ISSUE FOR CLIENT	AA	26/03/2021
F	ISSUED FOR INFORMATION	AA	9/04/2021
G	ISSUED TO QUANTITY SURVEYOR	AA	21/05/2021
H	ISSUED FOR PRE-TENDER	AA	26/05/2021
J	ISSUED FOR TENDER	AA	03/06/2021

DIMENSIONS	
USE FIGURED DIMENSIONS. DO NOT SCALE. CONTRACTORS MUST VERIFY ALL DIMENSIONS ON THE SITE BEFORE COMMENCING ANY WORK OR MAKING ANY SHOP DRAWING WHICH MUST BE SUBMITTED AND REVIEWED BEFORE MANUFACTURE.	
COPYRIGHT	
ALL RIGHTS RESERVED. THIS WORK IS COPYRIGHT AND CANNOT BE REPRODUCED OR COPIED IN ANY FORM OR BY ANY MEANS (GRAPHIC, ELECTRONIC OR MECHANICAL, INCLUDING PHOTOCOPYING) WITHOUT THE WRITTEN PERMISSION OF THE PRINCIPAL UNDER THE TERMS OF THE CONTRACT. ANY LICENCE, EXPRESS OR IMPLIED, TO USE THE DOCUMENT FOR ANY PURPOSE WHATSOEVER IS RESTRICTED TO THE TERMS OF THE AGREEMENT OR IMPLIED AGREEMENT WITH THE PRINCIPAL UNDER THE TERMS OF THE CONTRACT.	
ALSO REFER TO STH STANDARD SERVICE POINTS DISCLAIMER AND FF&E SPECIFICATION NOTES	

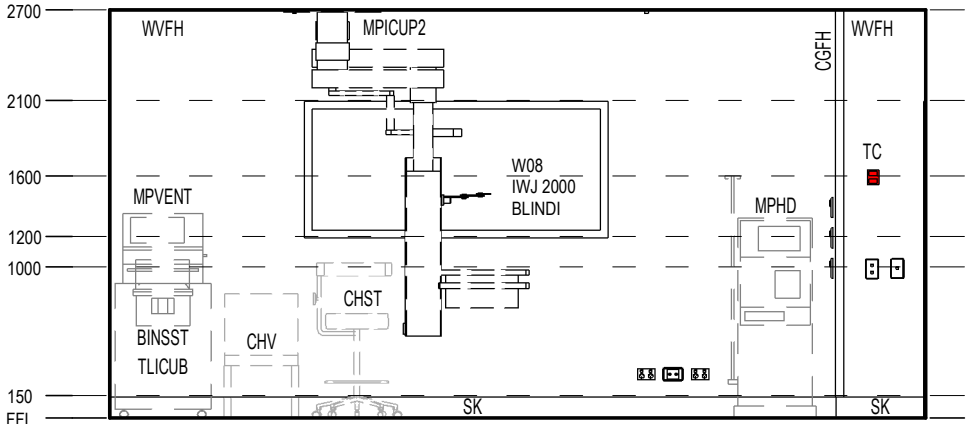
ARCHITECTS	
BPSM architects <small>Bush Parkes Shugg & Moon</small>	
STH	
ABN: 21 134 476 065 PELACO COMPLEX, BUILDING 3, LEVEL 2 21-31 GOODWOOD ST, RICHMOND VIC 3121, AUSTRALIA PH: (03) 9885 2333 FAX: (03) 9885 2455	
THIS ARCHITECTURAL DESIGN IS THE COPYRIGHT OF SILVER THOMAS HANLEY (AUS) PTY LTD ABN 21 134 476 065 AND SHALL NOT BE REPRODUCED WITHOUT THEIR WRITTEN PERMISSION	

CLIENT	
RHH <small>ROYAL HOBART HOSPITAL</small>	
PROJECT	
RHH - ICU EXPANSION, H BLOCK, LEVEL ONE	
48 LIVERPOOL STREET, HOBART	
ISSUED FOR INFORMATION	

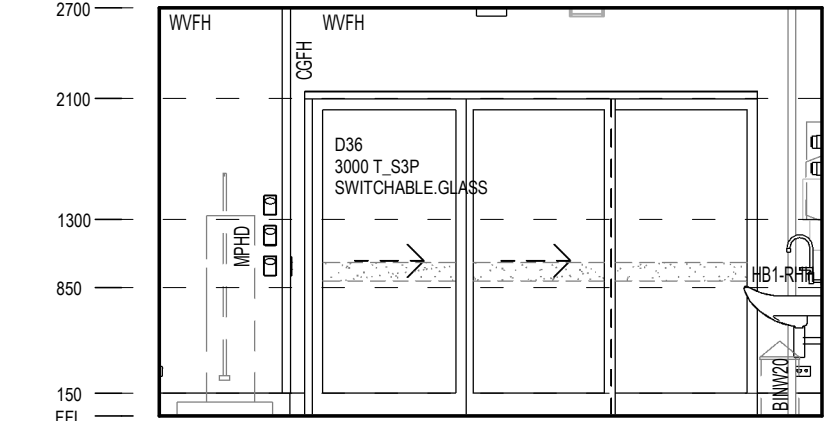
DRAWING TITLE			
1 BED - ICU 11 PLANS			
ICU.H.052			
SCALE	DATE	DRAWN BY	CHECKED
1 : 50@A3	11/08/2020	AA	SS
PROJECT No	DRAWING No	REVISION	
10465	A62-001	J	



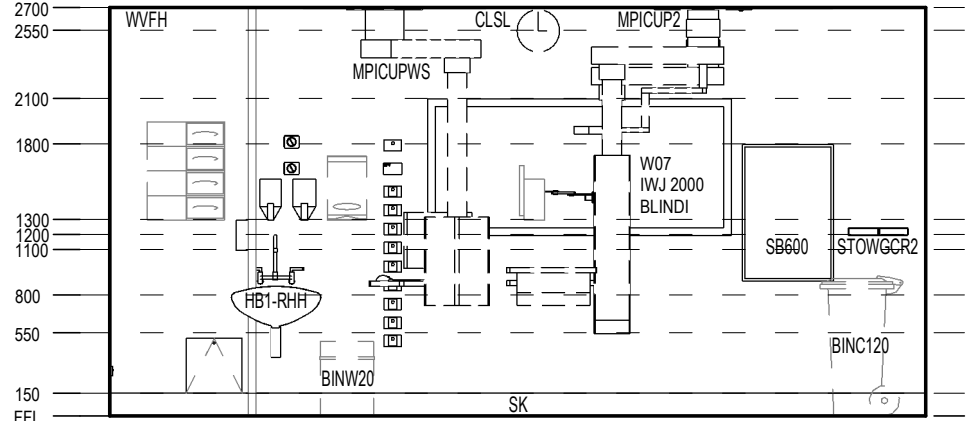
A ELEVATION
SCALE: 1 : 50



B ELEVATION
SCALE: 1 : 50



C ELEVATION
SCALE: 1 : 50



D ELEVATION
SCALE: 1 : 50

FFE - ICU.H.052	
Keynote	Description
BEDICU	BED - INTENSIVE CARE
BINC120	BIN - CLINICAL WASTE 120 LITRE
BINSST	BIN - SHARPS DISPOSAL SMALL, TROLLEY MOUNTED
BINW20	Bin - Waste 20 Litre
BRKTST	BRACKET - SHARPS DISPOSAL, TROLLEY MOUNTED
CGFH	FULL HEIGHT CORNER GUARD
CHST	CHAIR - STOOL
CHV	Chair - Visitor without arms
CLERPCF	CLERICAL □ FLAT SCREEN AND PC
CLSL	CLOCK - TIME (SLAVE - MASTER)
DISAD	Dispenser - Antiseptic
DISGD	DISPENSER - GLOVE - 4 SIZES

FFE - ICU.H.052	
Keynote	Description
DISMD	Dispenser □ Moisturiser
DISPD	DISPENSER - PAPER TOWEL
DISSD	Dispenser - Soap
HB1	HANDWASH BASIN - STAFF SCRUB WITH LEVER HANDLES
IWJ	INTERNAL WINDOW TYPE J - SILL AT 1200
MDMON	MEDICAL DIAGNOSTIC EQUIPMENT - MONITOR
MPHD	MEDICAL PATIENT SUPPORT EQUIPMENT - HAEMODIALYSIS MACHINE
MPICUP2	MEDICAL PATIENT SUPPORT EQUIPMENT - ICU SERVICES TANDEM PENDANT (WET & DRY)
MPICUPWS	MEDICAL PATIENT SUPPORT EQUIPMENT - ICU SERVICES FOOT PENDANT WORKSTATION

FFE - ICU.H.052	
Keynote	Description
MPVENT	Medical Patient Support Equipment - Ventilator
PBC	PLASTERBOARD CEILING FLUSH
PLTS 2000	Patient Lifting Track System - 2000 Long Track
PLTSL25	PATIENT LIFTING TRACK SYSTEM - LIFTER TO 250KG
PLTW	PLUMBING - LEVER TAPS WALL MOUNTED
SB600	SPIRIT / WHITE BOARD - 600 LONG
STOWGCR2	STORAGE UNIT - TWO GAS CYLINDER WALL RESTRAINT
TC	TEMPERATURE CONTROL
TLICUB	TROLLEY - ICU BEDSIDE
TLLND	TROLLEY - LINEN DIRTY
VINYL B	FLOOR VINYL TYPE B
WV FH	WALL VINYL FULL HEIGHT

REV	DESCRIPTION	DRN	DATE
A	PROGRESS ISSUE FOR CLIENT	AA	26/03/2021
B	ISSUED FOR INFORMATION	AA	9/04/2021
C	ISSUED TO QUANTITY SURVEYOR	AA	21/05/2021
D	ISSUED FOR PRE-TENDER	AA	26/05/2021
E	ISSUED FOR TENDER	AA	03/06/2021

DIMENSIONS
USE FIGURED DIMENSIONS. DO NOT SCALE. CONTRACTORS MUST VERIFY ALL DIMENSIONS ON THE SITE BEFORE COMMENCING ANY WORK OR MAKING ANY SHOP DRAWING WHICH MUST BE SUBMITTED AND REVIEWED BEFORE MANUFACTURE.

COPYRIGHT
ALL RIGHTS RESERVED. THIS WORK IS COPYRIGHT AND CANNOT BE REPRODUCED OR COPIED IN ANY FORM OR BY ANY MEANS (GRAPHIC, ELECTRONIC OR MECHANICAL, INCLUDING PHOTOCOPYING) WITHOUT THE WRITTEN PERMISSION OF THE PRINCIPAL UNDER THE TERMS OF THE CONTRACT. ANY LICENCE, EXPRESS OR IMPLIED, TO USE THE DOCUMENT FOR ANY PURPOSE WHATSOEVER IS RESTRICTED TO THE TERMS OF THE AGREEMENT OR IMPLIED AGREEMENT WITH THE PRINCIPAL UNDER THE TERMS OF THE CONTRACT.

ALSO REFER TO STH STANDARD SERVICE POINTS
DISCLAIMER AND FF&E SPECIFICATION NOTES

ARCHITECTS

BPSMarchitects

Bush Parkes Shugg & Moon

STH

ABN: 21 134 476 065
PELACO COMPLEX, BUILDING 3, LEVEL 2
21-31 GOODWOOD ST, RICHMOND VIC 3121, AUSTRALIA
PH: (03) 9885 2333 FAX: (03) 9885 2455

THIS ARCHITECTURAL DESIGN IS THE COPYRIGHT OF SILVER THOMAS HANLEY (AUS) PTY LTD ABN 21 134 476 065 AND SHALL NOT BE REPRODUCED WITHOUT THEIR WRITTEN PERMISSION

CLIENT



RHH
ROYAL HOBART HOSPITAL

PROJECT

RHH - ICU EXPANSION, H BLOCK, LEVEL ONE
48 LIVERPOOL STREET, HOBART

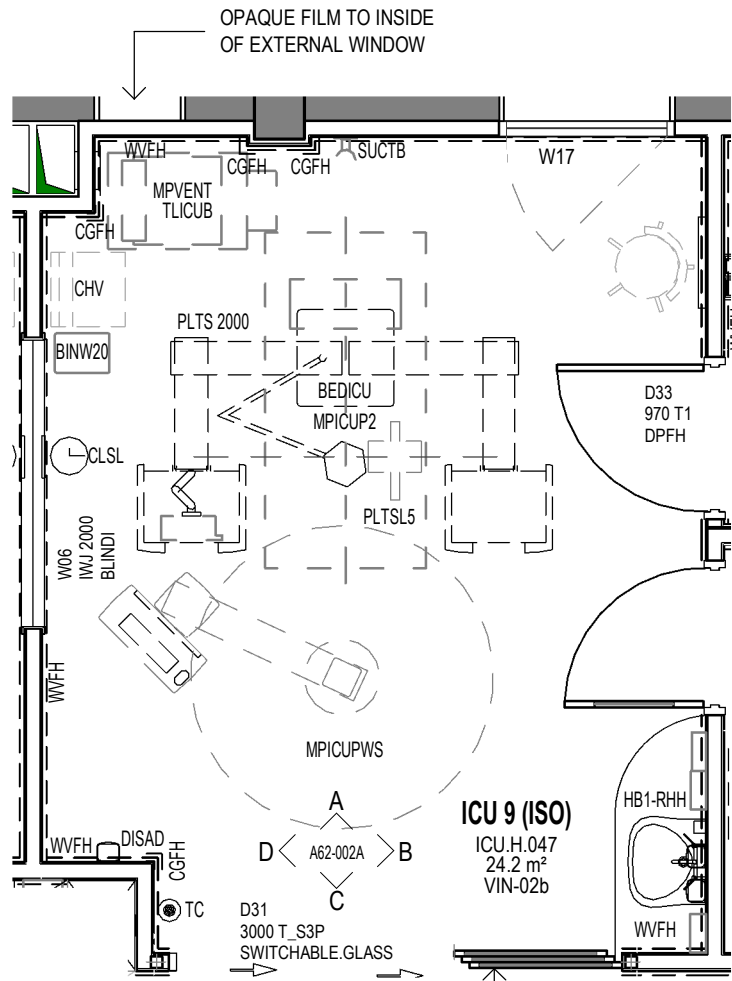
ISSUED FOR INFORMATION

DRAWING TITLE

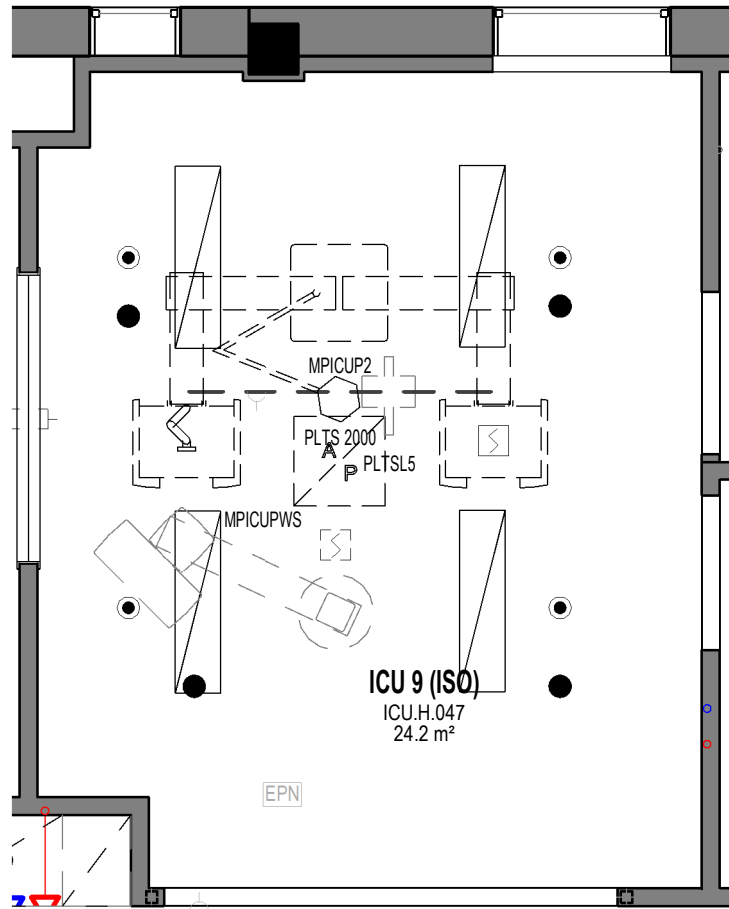
1 BED - ICU 11 ELEVATIONS
ICU.H.052

SCALE 1 : 50@A3 DATE 02/19/21 DRAWN BY AA CHECKED SS

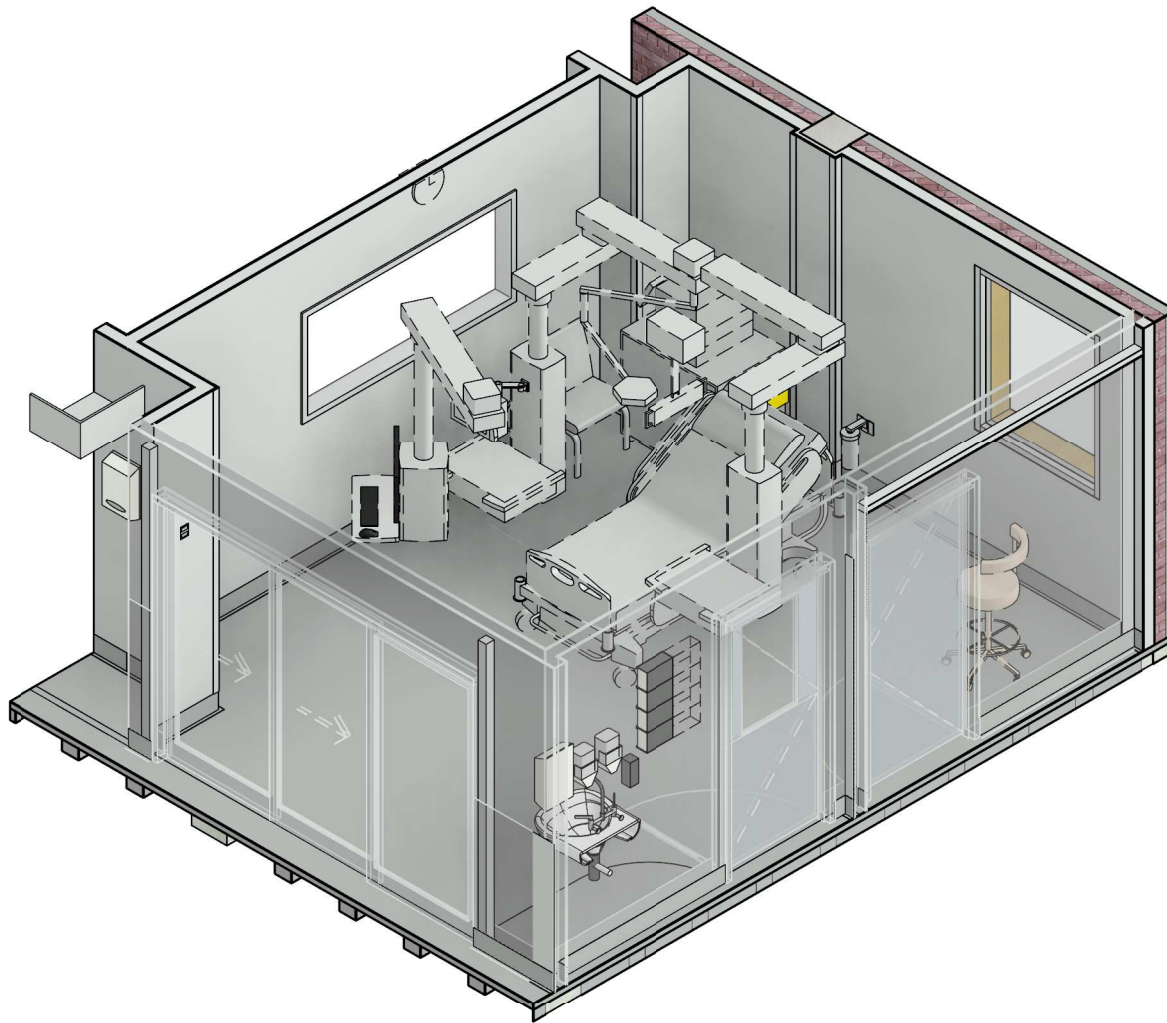
PROJECT No 10465 DRAWING No A62-001A REVISION **E**



1 PLAN - ICU 9 (ISO)
SCALE: 1 : 50



2 RCP - ICU 9 (ISO)
SCALE: 1 : 50



FFE - ICU.H.047	
Keynote	Description
BEDICU	BED - INTENSIVE CARE
BINSST	BIN - SHARPS DISPOSAL SMALL, TROLLEY MOUNTED
BINW20	Bin - Waste 20 Litre
BRKT3	BRACKET - SUCTION BOTTLE BRACKET
BRKTST	BRACKET - SHARPS DISPOSAL, TROLLEY MOUNTED
CGFH	FULL HEIGHT CORNER GUARD
CHST	CHAIR - STOOL
CHV	Chair - Visitor without arms
CLERPCF	CLERICAL □ FLAT SCREEN AND PC
CLSL	CLOCK - TIME (SLAVE - MASTER)
DISAD	Dispenser - Antiseptic


FFE - ICU.H.047	
Keynote	Description
DISGD	DISPENSER - GLOVE - 4 SIZES
DISMD	Dispenser □ Moisturiser
DISPD	DISPENSER - PAPER TOWEL
DISSD	Dispenser - Soap
HB1	HANDWASH BASIN - STAFF SCRUB WITH LEVER HANDLES
IWJ	INTERNAL WINDOW TYPE J - SILL AT 1200
MDMON	MEDICAL DIAGNOSTIC EQUIPMENT - MONITOR
MPICUP2	MEDICAL PATIENT SUPPORT EQUIPMENT - ICU SERVICES TANDEM PENDANT (WET & DRY)
MPICUPWS	MEDICAL PATIENT SUPPORT EQUIPMENT - ICU SERVICES FOOT PENDANT WORKSTATION

FFE - ICU.H.047	
Keynote	Description
MPVENT	Medical Patient Support Equipment - Ventilator
PBC	PLASTERBOARD CEILING FLUSH
PLTS 2000	Patient Lifting Track System - 2000 Long Track
PLTSL5	PATIENT LIFTING TRACK SYSTEM - LIFTER TO 500KG
PLTW	PLUMBING - LEVER TAPS WALL MOUNTED
SB600	SPIRIT / WHITE BOARD - 600 LONG
SUCTB	SUCTION BOTTLE
TC	TEMPERATURE CONTROL
TLICUB	TROLLEY - ICU BEDSIDE
VINYL B	FLOOR VINYL TYPE B
WVFH	WALL VINYL FULL HEIGHT

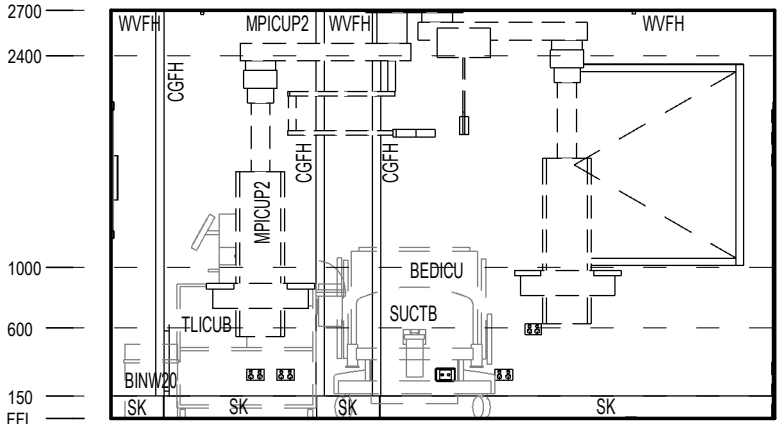
REV	DESCRIPTION	DRN	DATE
A	UG03 MEETING - IFI		11/08/2020
B	UG06 MEETING		26/08/2020
C	ISSUED FOR REVIEW	AA	16/09/2020
D	ISSUED FOR INFORMATION	AA	14/12/2020
E	PROGRESS ISSUE FOR CLIENT	AA	26/03/2021
F	ISSUED FOR INFORMATION	AA	9/04/2021
G	ISSUED TO QUANTITY SURVEYOR	AA	21/05/2021
H	ISSUED FOR PRE-TENDER	AA	26/05/2021
J	ISSUED FOR TENDER	AA	03/06/2021

DIMENSIONS	
USE FIGURED DIMENSIONS. DO NOT SCALE. CONTRACTORS MUST VERIFY ALL DIMENSIONS ON THE SITE BEFORE COMMENCING ANY WORK OR MAKING ANY SHOP DRAWING WHICH MUST BE SUBMITTED AND REVIEWED BEFORE MANUFACTURE.	
COPYRIGHT	
ALL RIGHTS RESERVED. THIS WORK IS COPYRIGHT AND CANNOT BE REPRODUCED OR COPIED IN ANY FORM OR BY ANY MEANS (GRAPHIC, ELECTRONIC OR MECHANICAL, INCLUDING PHOTOCOPYING) WITHOUT THE WRITTEN PERMISSION OF THE PRINCIPAL UNDER THE TERMS OF THE CONTRACT. ANY LICENCE, EXPRESS OR IMPLIED, TO USE THE DOCUMENT FOR ANY PURPOSE WHATSOEVER IS RESTRICTED TO THE TERMS OF THE AGREEMENT OR IMPLIED AGREEMENT WITH THE PRINCIPAL UNDER THE TERMS OF THE CONTRACT.	
ALSO REFER TO STH STANDARD SERVICE POINTS DISCLAIMER AND FF&E SPECIFICATION NOTES	

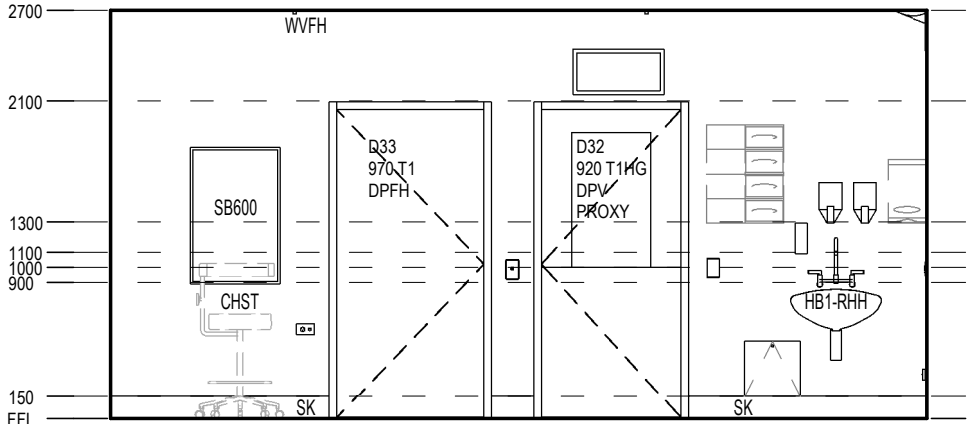
ARCHITECTS	
<div><div><div>BPSM</div><div>architects</div><div>Bush Parkes Shugg & Moon</div></div><div>STH</div></div>	
ABN: 21 134 476 065 PELACO COMPLEX, BUILDING 3, LEVEL 2 21-31 GOODWOOD ST, RICHMOND VIC 3121, AUSTRALIA PH: (03) 9885 2333 FAX: (03) 9885 2455	
THIS ARCHITECTURAL DESIGN IS THE COPYRIGHT OF SILVER THOMAS HANLEY (AUS) PTY LTD ABN 21 134 476 065 AND SHALL NOT BE REPRODUCED WITHOUT THEIR WRITTEN PERMISSION	

CLIENT	
<div><div><div></div><div>RHH</div><div>ROYAL HOBART HOSPITAL</div></div><div>PROJECT</div></div>	
RHH - ICU EXPANSION, H BLOCK, LEVEL ONE 48 LIVERPOOL STREET, HOBART	
ISSUED FOR INFORMATION	

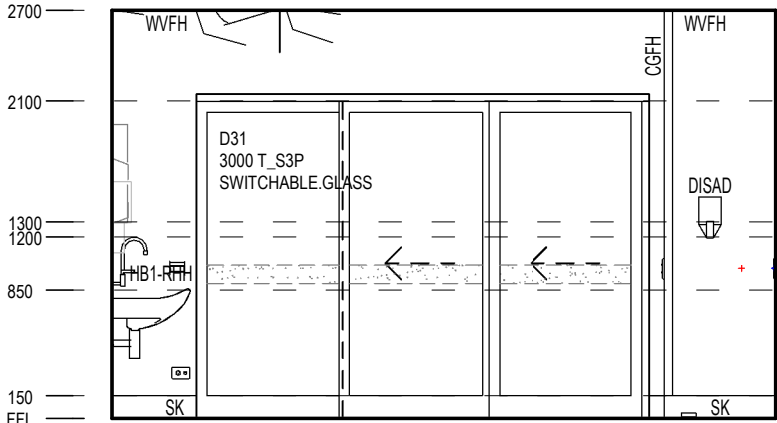
DRAWING TITLE			
1 BED - ICU 9 (ISO) PLANS ICU.H.047			
SCALE 1 : 50@A3	DATE 11/08/2020	DRAWN BY AA	CHECKED SS
PROJECT No 10465	DRAWING No A62-002	REVISION J	



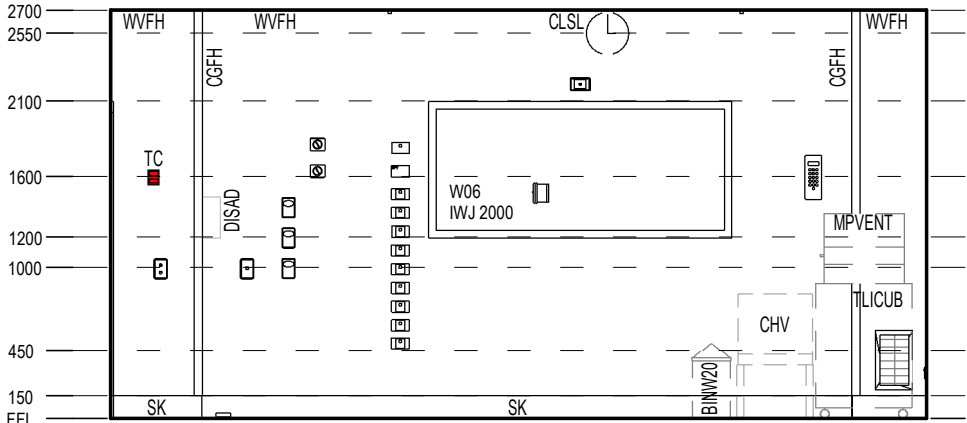
A ELEVATION
SCALE: 1 : 50



B ELEVATION
SCALE: 1 : 50



C ELEVATION
SCALE: 1 : 50



D ELEVATION
SCALE: 1 : 50

FFE - ICU.H.047	
Keynote	Description

BEDICU	BED - INTENSIVE CARE
BINSST	BIN - SHARPS DISPOSAL SMALL, TROLLEY MOUNTED
BINW20	Bin - Waste 20 Litre
BRKT3	BRACKET - SUCTION BOTTLE BRACKET
BRKTST	BRACKET - SHARPS DISPOSAL, TROLLEY MOUNTED
CGFH	FULL HEIGHT CORNER GUARD
CHST	CHAIR - STOOL
CHV	Chair - Visitor without arms
CLERPCF	CLERICAL □ FLAT SCREEN AND PC
CLSL	CLOCK - TIME (SLAVE - MASTER)
DISAD	Dispenser - Antiseptic

FFE - ICU.H.047	
Keynote	Description

DISGD	DISPENSER - GLOVE - 4 SIZES
DISMD	Dispenser □ Moisturiser
DISPD	DISPENSER - PAPER TOWEL
DISSD	Dispenser - Soap
HB1	HANDWASH BASIN - STAFF SCRUB WITH LEVER HANDLES
IWJ	INTERNAL WINDOW TYPE J - SILL AT 1200
MDMON	MEDICAL DIAGNOSTIC EQUIPMENT - MONITOR
MPICUP2	MEDICAL PATIENT SUPPORT EQUIPMENT - ICU SERVICES TANDEM PENDANT (WET & DRY)
MPICUPWS	MEDICAL PATIENT SUPPORT EQUIPMENT - ICU SERVICES FOOT PENDANT WORKSTATION

FFE - ICU.H.047	
Keynote	Description

MPVENT	Medical Patient Support Equipment - Ventilator
PBC	PLASTERBOARD CEILING FLUSH
PLTS 2000	Patient Lifting Track System - 2000 Long Track
PLTSL5	PATIENT LIFTING TRACK SYSTEM - LIFTER TO 500KG
PLTW	PLUMBING - LEVER TAPS WALL MOUNTED
SB600	SPIRIT / WHITE BOARD - 600 LONG
SUCTB	SUCTION BOTTLE
TC	TEMPERATURE CONTROL
TLICUB	TROLLEY - ICU BEDSIDE
VINYL B	FLOOR VINYL TYPE B
WVFH	WALL VINYL FULL HEIGHT

REV	DESCRIPTION	DRN	DATE
A	PROGRESS ISSUE FOR CLIENT	AA	26/03/2021
B	ISSUED FOR INFORMATION	AA	9/04/2021
C	ISSUED TO QUANTITY SURVEYOR	AA	21/05/2021
D	ISSUED FOR PRE-TENDER	AA	26/05/2021
E	ISSUED FOR TENDER	AA	03/06/2021

DIMENSIONS
USE FIGURED DIMENSIONS. DO NOT SCALE. CONTRACTORS MUST VERIFY ALL DIMENSIONS ON THE SITE BEFORE COMMENCING ANY WORK OR MAKING ANY SHOP DRAWING WHICH MUST BE SUBMITTED AND REVIEWED BEFORE MANUFACTURE.

COPYRIGHT
ALL RIGHTS RESERVED. THIS WORK IS COPYRIGHT AND CANNOT BE REPRODUCED OR COPIED IN ANY FORM OR BY ANY MEANS (GRAPHIC, ELECTRONIC OR MECHANICAL, INCLUDING PHOTOCOPYING) WITHOUT THE WRITTEN PERMISSION OF THE PRINCIPAL UNDER THE TERMS OF THE CONTRACT. ANY LICENCE, EXPRESS OR IMPLIED, TO USE THE DOCUMENT FOR ANY PURPOSE WHATSOEVER IS RESTRICTED TO THE TERMS OF THE AGREEMENT OR IMPLIED AGREEMENT WITH THE PRINCIPAL UNDER THE TERMS OF THE CONTRACT.

ALSO REFER TO STH STANDARD SERVICE POINTS
DISCLAIMER AND FF&E SPECIFICATION NOTES

ARCHITECTS

BPSMarchitects
Bush Parkes Shugg & Moon

STH

ABN: 21 134 476 065
PELACO COMPLEX, BUILDING 3, LEVEL 2
21-31 GOODWOOD ST, RICHMOND VIC 3121, AUSTRALIA
PH: (03) 9885 2333 FAX: (03) 9885 2455

THIS ARCHITECTURAL DESIGN IS THE COPYRIGHT OF SILVER THOMAS HANLEY (AUS) PTY LTD ABN 21 134 476 065 AND SHALL NOT BE REPRODUCED WITHOUT THEIR WRITTEN PERMISSION

CLIENT

**RHH**
ROYAL HOBART HOSPITAL

PROJECT

RHH - ICU EXPANSION, H BLOCK, LEVEL ONE
48 LIVERPOOL STREET, HOBART

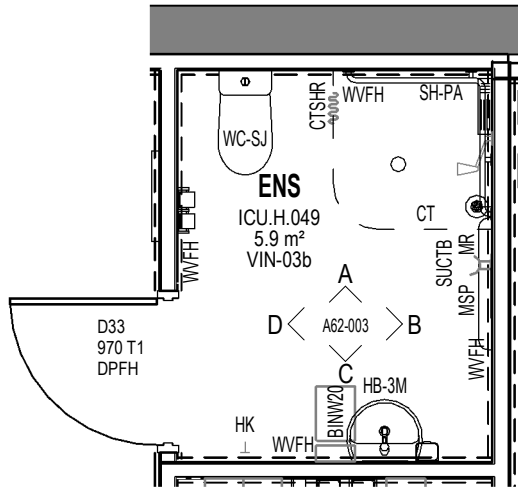
ISSUED FOR INFORMATION

DRAWING TITLE

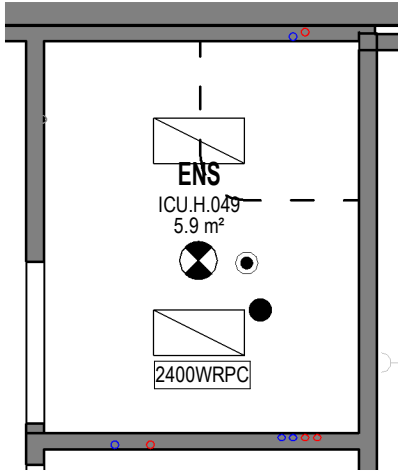
1 BED - ICU 9 (ISO) ELEVATIONS ICU.H.047

SCALE 1 : 50@A3 DATE 02/19/21 DRAWN BY AA CHECKED SS

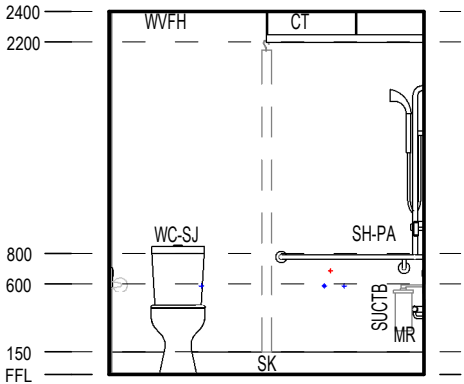
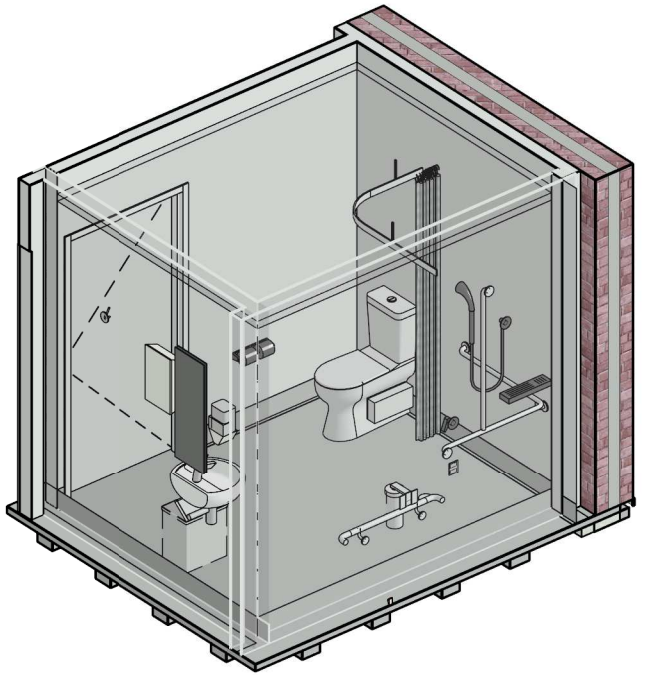
PROJECT No 10465 DRAWING No A62-002A REVISION **E**



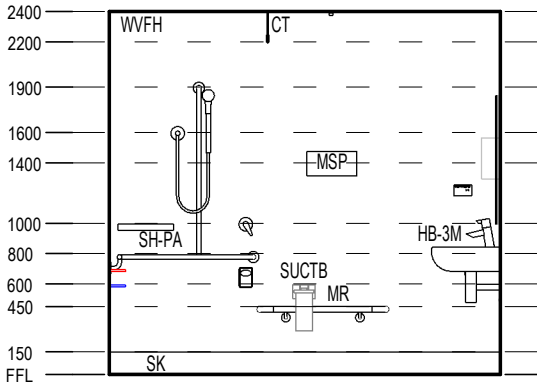
1 PLAN - ENS
SCALE: 1 : 50



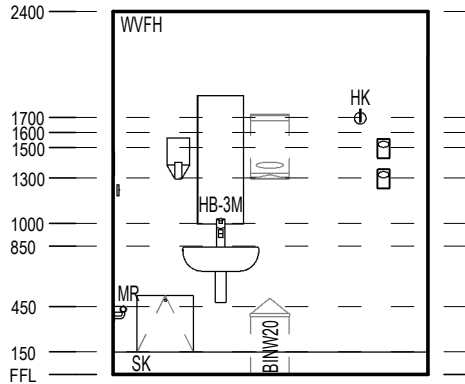
2 RCP - ENS
SCALE: 1 : 50



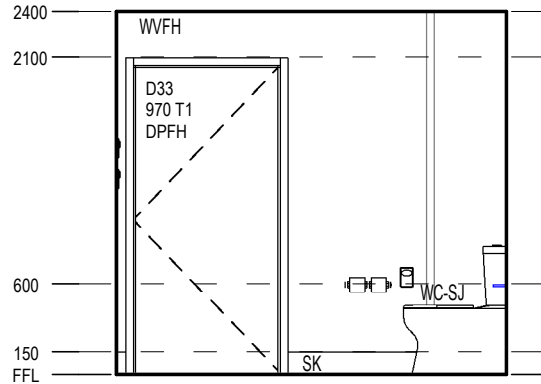
A ELEVATION
SCALE: 1 : 50



B ELEVATION
SCALE: 1 : 50



C ELEVATION
SCALE: 1 : 50



D ELEVATION
SCALE: 1 : 50

FFE - ICU.H.049	
Keynote	Description
BINW20	Bin - Waste 20 Litre
BRKT3	BRACKET - SUCTION BOTTLE BRACKET
CT	Curtain Track - Removable Cassette Type
CTSHR	CURTAIN - SHOWER
DISPD	DISPENSER - PAPER TOWEL
DISSD	Dispenser - Soap
DISTPDDB	Dispenser - Toilet Paper - Double
FW	Floor Waste
GR6	GRABRAIL - PATIENT SHOWER GRABRAIL TYPE 6
HB3	Handwash Basin - Medium
HK	Hook - Hat & Coat - Standard
M30	MIRROR - 300W X 850H
MR	MEDIRAIL □ WALL MOUNTED

FFE - ICU.H.049	
Keynote	Description
MSP	Medical Service Panel
NC	NURSE CALL BUTTON
PHS	Plumbing - Handheld Shower Rose
PSH	SHELF □ PROPRIETARY SOAP / SHAMPOO SHELF
PXB	PLUMBING - FLICKMIXER BENCH MOUNTED
PXW	PLUMBING - FLICKMIXER WALL MOUNTED
SUCTB	SUCTION BOTTLE
VINYL B	FLOOR VINYL TYPE B
WCS	Toilet - Standard
WRPC	WATER RESISITANT PLASTERBOARD CEILING
WVFH	WALL VINYL FULL HEIGHT

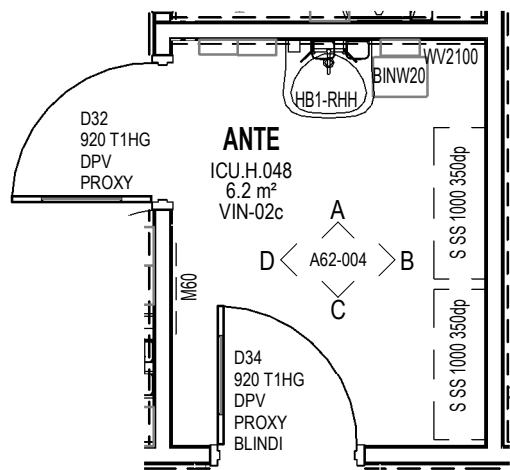
REV	DESCRIPTION	DRN	DATE
A	UG03 MEETING - IFI		11/08/2020
B	FOR INFORMATION		28/08/2020
C	ISSUED FOR REVIEW	AA	16/09/2020
D	ISSUED FOR INFORMATION	AA	14/12/2020
E	PROGRESS ISSUE FOR CLIENT	AA	26/03/2021
F	ISSUED FOR INFORMATION	AA	9/04/2021
G	ISSUED TO QUANTITY SURVEYOR	AA	21/05/2021
H	ISSUED FOR PRE-TENDER	AA	26/05/2021
J	ISSUED FOR TENDER	AA	03/06/2021

DIMENSIONS	
USE FIGURED DIMENSIONS. DO NOT SCALE. CONTRACTORS MUST VERIFY ALL DIMENSIONS ON THE SITE BEFORE COMMENCING ANY WORK OR MAKING ANY SHOP DRAWING WHICH MUST BE SUBMITTED AND REVIEWED BEFORE MANUFACTURE.	
COPYRIGHT	
ALL RIGHTS RESERVED. THIS WORK IS COPYRIGHT AND CANNOT BE REPRODUCED OR COPIED IN ANY FORM OR BY ANY MEANS (GRAPHIC, ELECTRONIC OR MECHANICAL, INCLUDING PHOTOCOPYING) WITHOUT THE WRITTEN PERMISSION OF THE PRINCIPAL UNDER THE TERMS OF THE CONTRACT. ANY LICENCE, EXPRESS OR IMPLIED, TO USE THE DOCUMENT FOR ANY PURPOSE WHATSOEVER IS RESTRICTED TO THE TERMS OF THE AGREEMENT OR IMPLIED AGREEMENT WITH THE PRINCIPAL UNDER THE TERMS OF THE CONTRACT.	
ALSO REFER TO STH STANDARD SERVICE POINTS DISCLAIMER AND FF&E SPECIFICATION NOTES	

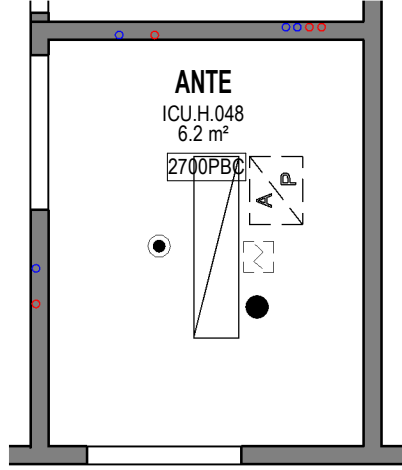
ARCHITECTS	
<div><div><div>BPSM</div><div>architects</div><div>Bush Parkes Shugg & Moon</div></div><div>STH</div></div>	
ABN: 21 134 476 065 PELACO COMPLEX, BUILDING 3, LEVEL 2 21-31 GOODWOOD ST, RICHMOND VIC 3121, AUSTRALIA PH: (03) 9885 2333 FAX: (03) 9885 2455	
THIS ARCHITECTURAL DESIGN IS THE COPYRIGHT OF SILVER THOMAS HANLEY (AUS) PTY LTD ABN 21 134 476 065 AND SHALL NOT BE REPRODUCED WITHOUT THEIR WRITTEN PERMISSION	

CLIENT	
<div><div><div><div></div><div>RHH</div><div>ROYAL HOBART HOSPITAL</div></div><div>PROJECT</div></div><div>RHH - ICU EXPANSION, H BLOCK, LEVEL ONE 48 LIVERPOOL STREET, HOBART</div></div>	
ISSUED FOR INFORMATION	

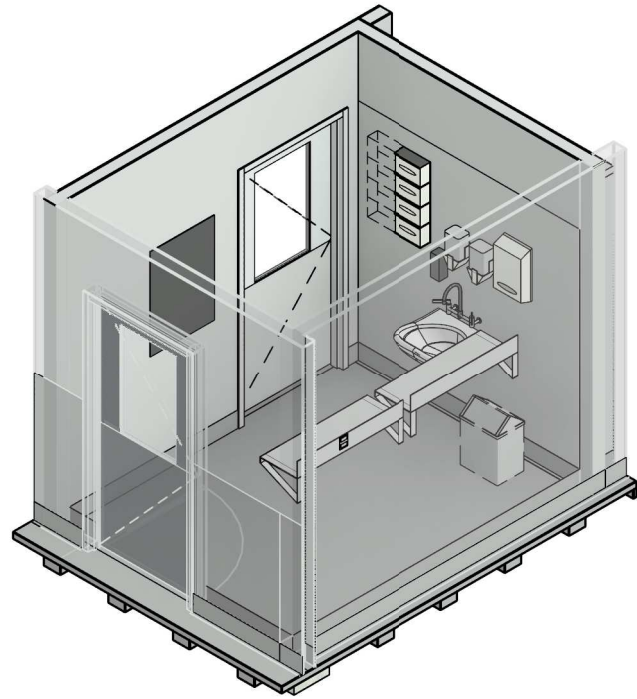
DRAWING TITLE			
ENSUITE ICU.H.049			
SCALE 1 : 50@A3	DATE 11/08/2020	DRAWN BY AA	CHECKED SS
PROJECT No 10465	DRAWING No A62-003	REVISION J	



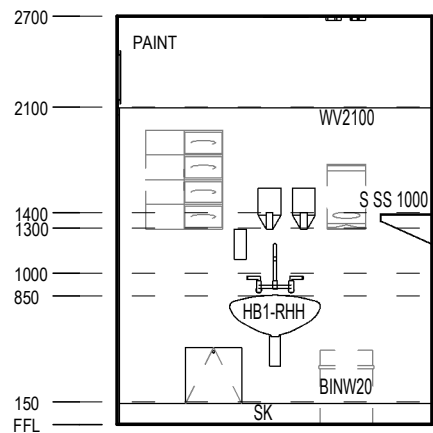
8 PLAN - ANTE
SCALE: 1 : 50



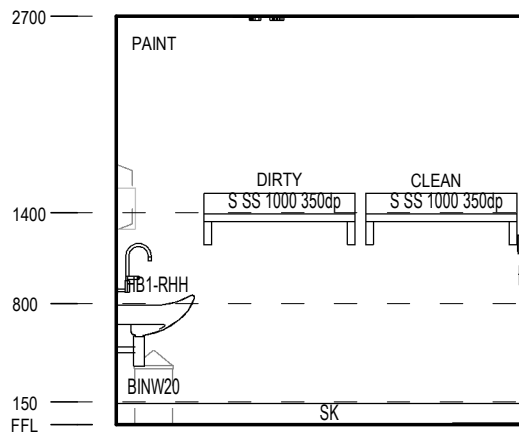
2 RCP - ANTE
SCALE: 1 : 50



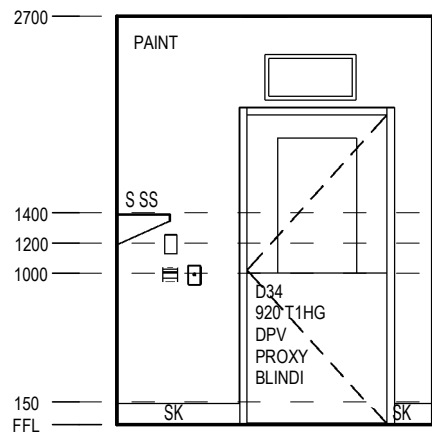
FFE - ICU.H.048	
Keynote	Description
BINW20	Bin - Waste 20 Litre
DISAD	Dispenser - Antiseptic
DISGD	DISPENSER - GLOVE - 4 SIZES
DISMD	Dispenser □ Moisturiser
DISPD	DISPENSER - PAPER TOWEL
DISSD	Dispenser - Soap
HB1	HANDWASH BASIN - STAFF SCRUB WITH LEVER HANDLES
M30	MIRROR - 300W X 850H
M60	MIRROR - 600W X 550H
PBC	PLASTERBOARD CEILING FLUSH
PLTW	PLUMBING - LEVER TAPS WALL MOUNTED
S SS	SHELF STAINLESS STEEL
WV2100	WALL VINYL 2100 HIGH



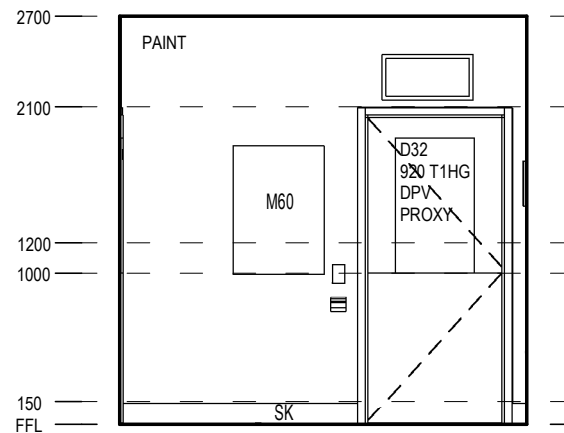
A ELEVATION
SCALE: 1 : 50



B ELEVATION
SCALE: 1 : 50



C ELEVATION
SCALE: 1 : 50



D ELEVATION
SCALE: 1 : 50

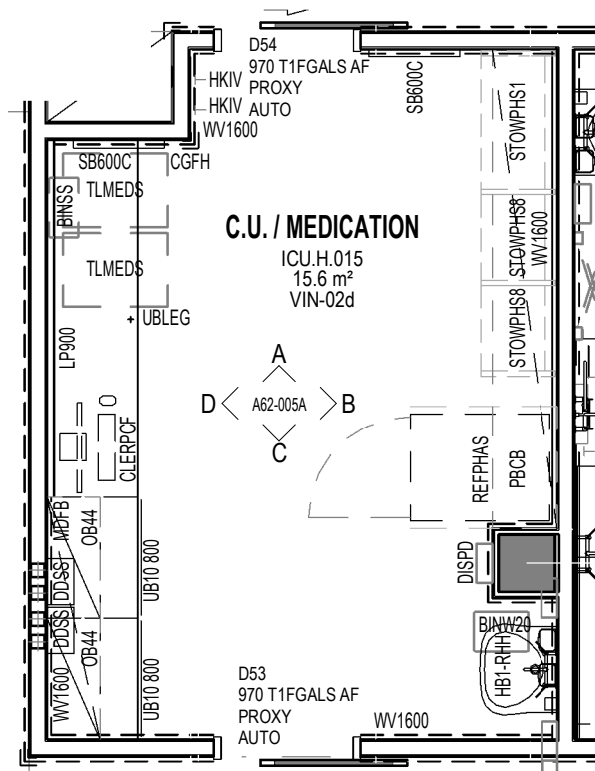
REV	DESCRIPTION	DRN	DATE
A	UG03 MEETING - IFI		11/08/2020
B	UG06 MEETING		26/08/2020
C	ISSUED FOR REVIEW	AA	16/09/2020
D	ISSUED FOR INFORMATION	AA	14/12/2020
E	PROGRESS ISSUE FOR CLIENT	AA	26/03/2021
F	ISSUED FOR INFORMATION	AA	9/04/2021
G	ISSUED TO QUANTITY SURVEYOR	AA	21/05/2021
H	ISSUED FOR PRE-TENDER	AA	26/05/2021
J	ISSUED FOR TENDER	AA	03/06/2021

DIMENSIONS	
USE FIGURED DIMENSIONS. DO NOT SCALE. CONTRACTORS MUST VERIFY ALL DIMENSIONS ON THE SITE BEFORE COMMENCING ANY WORK OR MAKING ANY SHOP DRAWING WHICH MUST BE SUBMITTED AND REVIEWED BEFORE MANUFACTURE.	
COPYRIGHT	
ALL RIGHTS RESERVED. THIS WORK IS COPYRIGHT AND CANNOT BE REPRODUCED OR COPIED IN ANY FORM OR BY ANY MEANS (GRAPHIC, ELECTRONIC OR MECHANICAL, INCLUDING PHOTOCOPYING) WITHOUT THE WRITTEN PERMISSION OF THE PRINCIPAL UNDER THE TERMS OF THE CONTRACT. ANY LICENCE, EXPRESS OR IMPLIED, TO USE THE DOCUMENT FOR ANY PURPOSE WHATSOEVER IS RESTRICTED TO THE TERMS OF THE AGREEMENT OR IMPLIED AGREEMENT WITH THE PRINCIPAL UNDER THE TERMS OF THE CONTRACT.	
ALSO REFER TO STH STANDARD SERVICE POINTS DISCLAIMER AND FF&E SPECIFICATION NOTES	

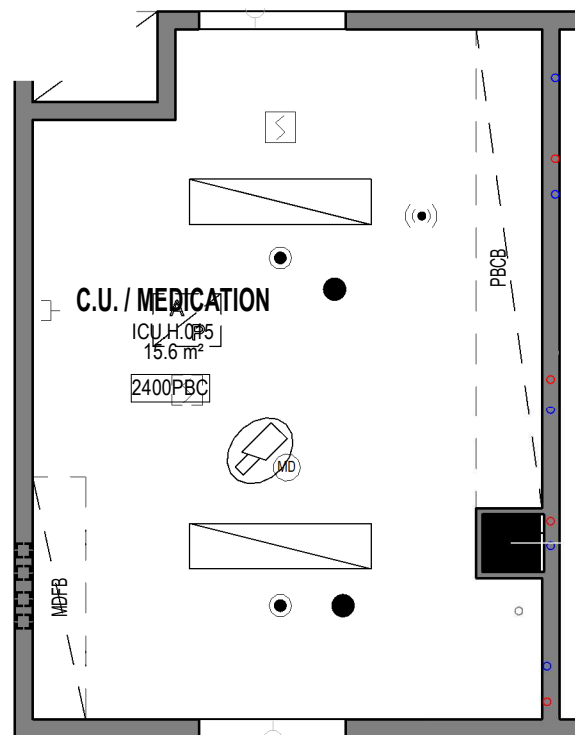
ARCHITECTS	
BPSM architects Bush Parkes Shugg & Moon	
STH	
ABN: 21 134 476 065 PELACO COMPLEX, BUILDING 3, LEVEL 2 21-31 GOODWOOD ST, RICHMOND VIC 3121, AUSTRALIA PH: (03) 9885 2333 FAX: (03) 9885 2455	
THIS ARCHITECTURAL DESIGN IS THE COPYRIGHT OF SILVER THOMAS HANLEY (AUS) PTY LTD ABN 21 134 476 065 AND SHALL NOT BE REPRODUCED WITHOUT THEIR WRITTEN PERMISSION	

CLIENT	
RHH ROYAL HOBART HOSPITAL	
PROJECT	
RHH - ICU EXPANSION, H BLOCK, LEVEL ONE 48 LIVERPOOL STREET, HOBART	
ISSUED FOR INFORMATION	

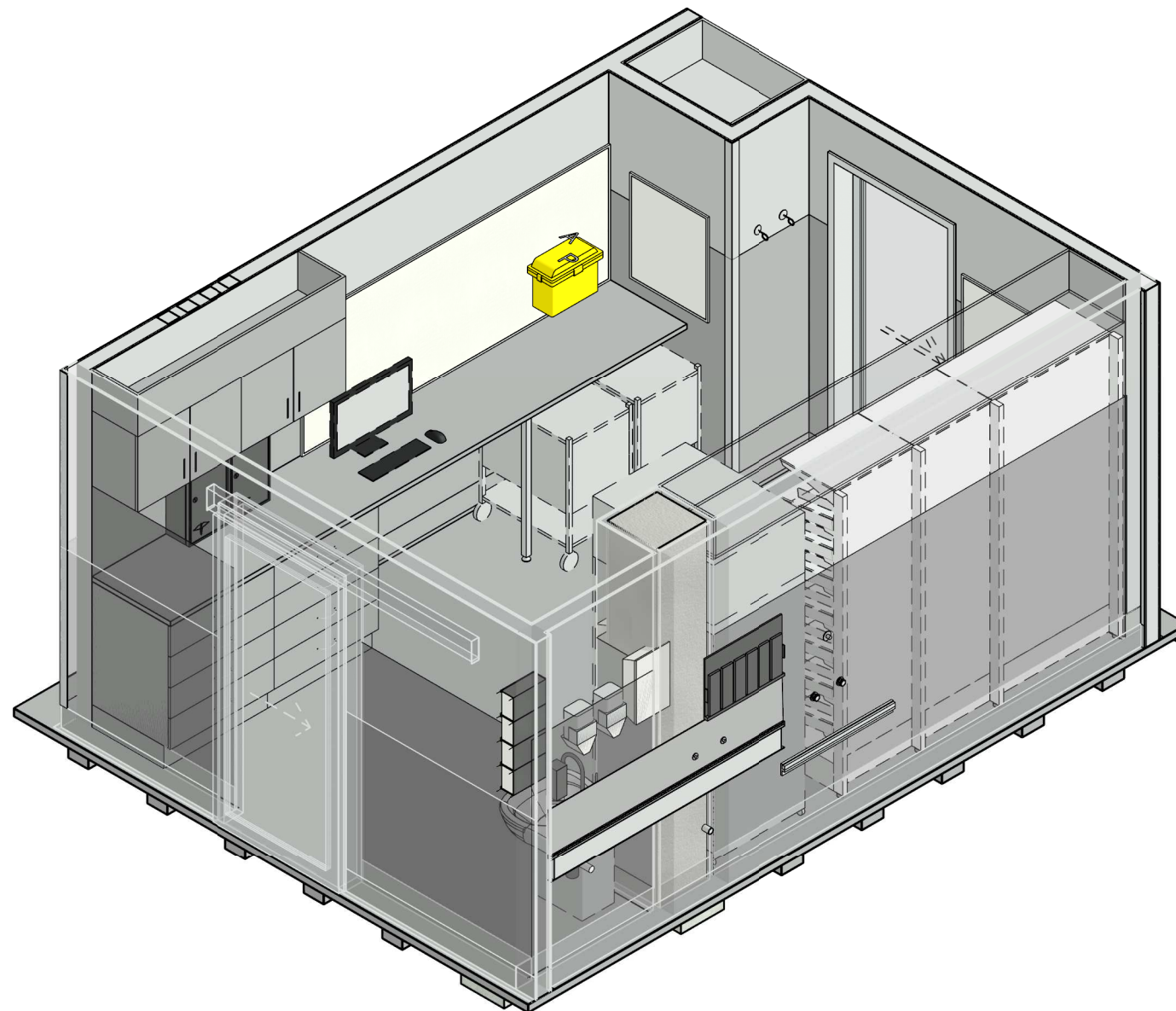
DRAWING TITLE			
ANTEROOM ICU.H.048			
SCALE	DATE	DRAWN BY	CHECKED
1 : 50@A3	26/08/2020	AA	SS
PROJECT No	DRAWING No	REVISION	
10465	A62-004	J	



1 PLAN - C.U. / MEDICATION
SCALE: 1 : 50



2 RCP - C.U. / MEDICATION
SCALE: 1 : 50



FFE - ICU.H.015	
Keynote	Description

BINSS	BIN - SHARPS DISPOSAL SMALL, WALL MOUNTED
BINW20	Bin - Waste 20 Litre
BPSM02	BPSM CU JOINERY
BRKTST	BRACKET - SHARPS DISPOSAL, TROLLEY MOUNTED
BX L	BENCH - EXTRA HIGH LAMINATE FINISH
CGFH	FULL HEIGHT CORNER GUARDS
CLERPCF	CLERICAL □ FLAT SCREEN AND PC
DDSS	DANGEROUS DRUG SAFE □ SMALL
DISAD	Dispenser - Antiseptic
DISMD	Dispenser □ Moisturiser
DISPD	DISPENSER - PAPER TOWEL
DISSD	Dispenser - Soap
HB1	HANDWASH BASIN - STAFF SCRUB WITH LEVER HANDLES
HKIV	Hook - Intravenous Fluids

FFE - ICU.H.015	
Keynote	Description

LP900	LAMSON PANEL - 900H
MDFB	BULKHEAD - MDF
OB44	OB CUPBOARD - WITH DOORS 500H 900W 350D LOCKABLE
PBC	PLASTERBOARD CEILING FLUSH
PBCB	BULKHEAD - PLASTERBOARD
PLTW	PLUMBING - LEVER TAPS WALL MOUNTED
REFPHAS	Refrigerator □ Pharmacy Fridge Single Glass Door
SB600C	SPIRIT / WHITE BOARD - 600 LONG x 700 HIGH
STOWPHS1	Pharmacy Shelving, Single Sided Starter Bay 950w x 400d
STOWPHS8	Pharmacy Shelving, Single Sided Add-On Bay 600w x 500d
TLMEDS	TROLLEY □ MEDICATION SINGLE SIDED
UB10 800	UB UNIT WITH 4 DRAWERS 800W
UBLEG	UNDERBENCH LEG
WV1600	WALL VINYL 1600 HIGH

REV	DESCRIPTION	DRN	DATE
A	UG03 MEETING - IFI		11/08/2020
B	UG06 MEETING		26/08/2020
C	ISSUED FOR REVIEW	AA	16/09/2020
D	ISSUED FOR INFORMATION	AA	14/12/2020
E	PROGRESS ISSUE FOR CLIENT	AA	26/03/2021
F	ISSUED FOR INFORMATION	AA	9/04/2021
G	ISSUED TO QUANTITY SURVEYOR	AA	21/05/2021
H	ISSUED FOR PRE-TENDER	AA	26/05/2021
J	ISSUED FOR TENDER	AA	03/06/2021

DIMENSIONS
USE FIGURED DIMENSIONS. DO NOT SCALE. CONTRACTORS MUST VERIFY ALL DIMENSIONS ON THE SITE BEFORE COMMENCING ANY WORK OR MAKING ANY SHOP DRAWING WHICH MUST BE SUBMITTED AND REVIEWED BEFORE MANUFACTURE.

COPYRIGHT
ALL RIGHTS RESERVED. THIS WORK IS COPYRIGHT AND CANNOT BE REPRODUCED OR COPIED IN ANY FORM OR BY ANY MEANS (GRAPHIC, ELECTRONIC OR MECHANICAL, INCLUDING PHOTOCOPYING) WITHOUT THE WRITTEN PERMISSION OF THE PRINCIPAL UNDER THE TERMS OF THE CONTRACT. ANY LICENCE, EXPRESS OR IMPLIED, TO USE THE DOCUMENT FOR ANY PURPOSE WHATSOEVER IS RESTRICTED TO THE TERMS OF THE AGREEMENT OR IMPLIED AGREEMENT WITH THE PRINCIPAL UNDER THE TERMS OF THE CONTRACT.

ALSO REFER TO STH STANDARD SERVICE POINTS
DISCLAIMER AND FF&E SPECIFICATION NOTES

ARCHITECTS


BPSMarchitects

STH

ABN: 21 134 476 065
PELACO COMPLEX, BUILDING 3, LEVEL 2
21-31 GOODWOOD ST, RICHMOND VIC 3121, AUSTRALIA
PH: (03) 9885 2333 FAX: (03) 9885 2455

THIS ARCHITECTURAL DESIGN IS THE COPYRIGHT OF SILVER THOMAS HANLEY (AUS) PTY LTD ABN 21 134 476 065 AND SHALL NOT BE REPRODUCED WITHOUT THEIR WRITTEN PERMISSION

CLIENT

RHH

ROYAL HOBART HOSPITAL

PROJECT

RHH - ICU EXPANSION, H BLOCK,
LEVEL ONE
48 LIVERPOOL STREET, HOBART

ISSUED FOR INFORMATION

DRAWING TITLE

CLEAN UTILITY/MEDICATION
PLANS - ICU.H.015

SCALE 1 : 50@A3

DATE 11/08/2020

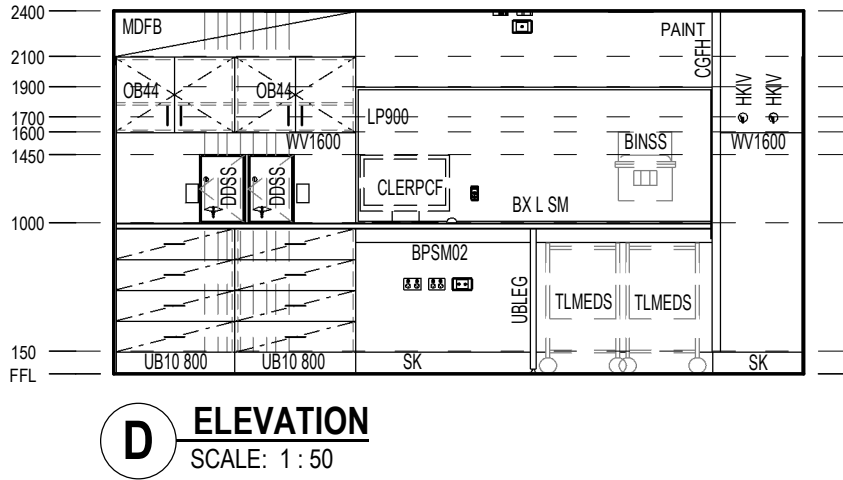
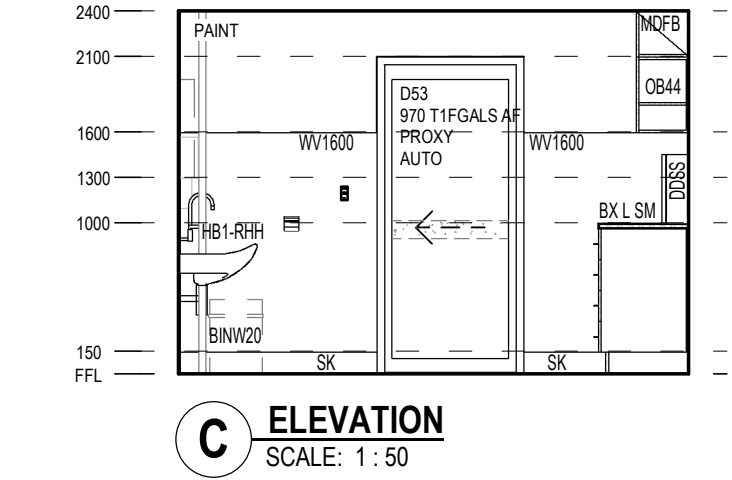
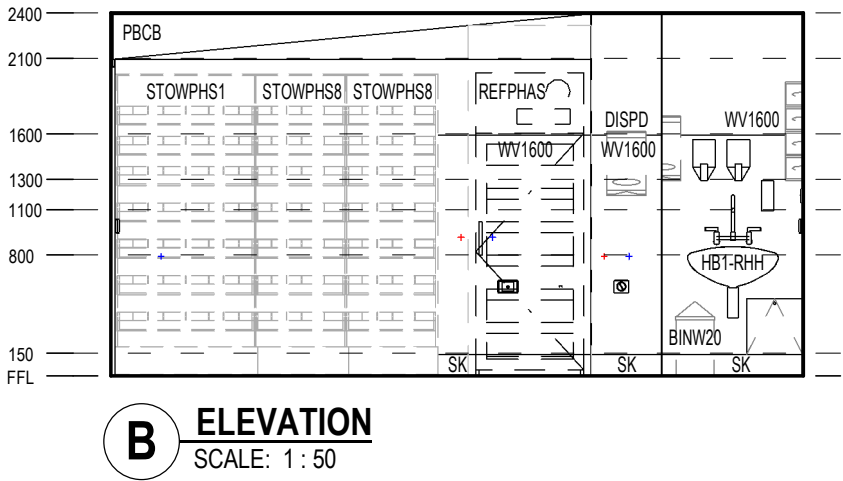
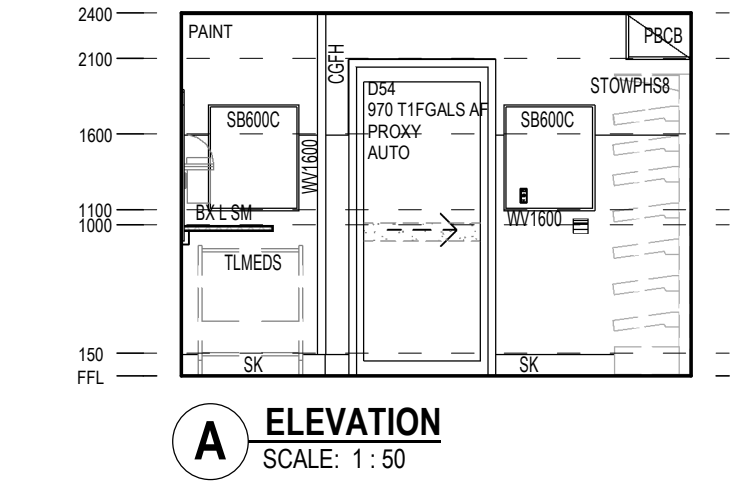
DRAWN BY AA

CHECKED SS

PROJECT No 10465

DRAWING No A62-005

REVISION J



FFE - ICU.H.015	
Keynote	Description
BINSS	BIN - SHARPS DISPOSAL SMALL, WALL MOUNTED
BINW20	Bin - Waste 20 Litre
BPSM02	BPSM CU JOINERY
BRKTST	BRACKET - SHARPS DISPOSAL, TROLLEY MOUNTED
BX L	BENCH - EXTRA HIGH LAMINATE FINISH
CGFH	FULL HEIGHT CORNER GUARDS
CLERPCF	CLERICAL □ FLAT SCREEN AND PC
DDSS	DANGEROUS DRUG SAFE □ SMALL
DISAD	Dispenser - Antiseptic
DISMD	Dispenser □ Moisturiser
DISPD	DISPENSER - PAPER TOWEL
DISSD	Dispenser - Soap
HB1	HANDWASH BASIN - STAFF SCRUB WITH LEVER HANDLES
HKIV	Hook - Intravenous Fluids

FFE - ICU.H.015	
Keynote	Description
LP900	LAMSON PANEL - 900H
MDFB	BULKHEAD - MDF
OB44	OB CUPBOARD - WITH DOORS 500H 900W 350D LOCKABLE
PBCB	PLASTERBOARD CEILING FLUSH
PBCB	BULKHEAD - PLASTERBOARD
PLTW	PLUMBING - LEVER TAPS WALL MOUNTED
REFPHAS	Refrigerator □ Pharmacy Fridge Single Glass Door
SB600C	SPIRIT / WHITE BOARD - 600 LONG x 700 HIGH
STOWPHS1	Pharmacy Shelving, Single Sided Starter Bay 950w x 400d
STOWPHS8	Pharmacy Shelving, Single Sided Add-On Bay 600w x 500d
TLMEDS	TROLLEY □ MEDICATION SINGLE SIDED
UB10 800	UB UNIT WITH 4 DRAWERS 800W
UBLEG	UNDERBENCH LEG
WV1600	WALL VINYL 1600 HIGH

REV	DESCRIPTION	DRN	DATE
A	PROGRESS ISSUE FOR CLIENT	AA	26/03/2021
B	ISSUED FOR INFORMATION	AA	9/04/2021
C	ISSUED TO QUANTITY SURVEYOR	AA	21/05/2021
D	ISSUED FOR PRE-TENDER	AA	26/05/2021
E	ISSUED FOR TENDER	AA	03/06/2021

DIMENSIONS
USE FIGURED DIMENSIONS. DO NOT SCALE. CONTRACTORS MUST VERIFY ALL DIMENSIONS ON THE SITE BEFORE COMMENCING ANY WORK OR MAKING ANY SHOP DRAWING WHICH MUST BE SUBMITTED AND REVIEWED BEFORE MANUFACTURE.

COPYRIGHT
ALL RIGHTS RESERVED. THIS WORK IS COPYRIGHT AND CANNOT BE REPRODUCED OR COPIED IN ANY FORM OR BY ANY MEANS (GRAPHIC, ELECTRONIC OR MECHANICAL, INCLUDING PHOTOCOPYING) WITHOUT THE WRITTEN PERMISSION OF THE PRINCIPAL UNDER THE TERMS OF THE CONTRACT. ANY LICENCE, EXPRESS OR IMPLIED, TO USE THE DOCUMENT FOR ANY PURPOSE WHATSOEVER IS RESTRICTED TO THE TERMS OF THE AGREEMENT OR IMPLIED AGREEMENT WITH THE PRINCIPAL UNDER THE TERMS OF THE CONTRACT.

ALSO REFER TO STH STANDARD SERVICE POINTS DISCLAIMER AND FF&E SPECIFICATION NOTES

BPSMarchitects
Bush Parkes Shugg & Moon

STH

ABN: 21 134 476 065
PELACO COMPLEX, BUILDING 3, LEVEL 2
21-31 GOODWOOD ST, RICHMOND VIC 3121, AUSTRALIA
PH: (03) 9885 2333 FAX: (03) 9885 2455

THIS ARCHITECTURAL DESIGN IS THE COPYRIGHT OF SILVER THOMAS HANLEY (AUS) PTY LTD ABN 21 134 476 065 AND SHALL NOT BE REPRODUCED WITHOUT THEIR WRITTEN PERMISSION

**RHH**
ROYAL HOBART HOSPITAL

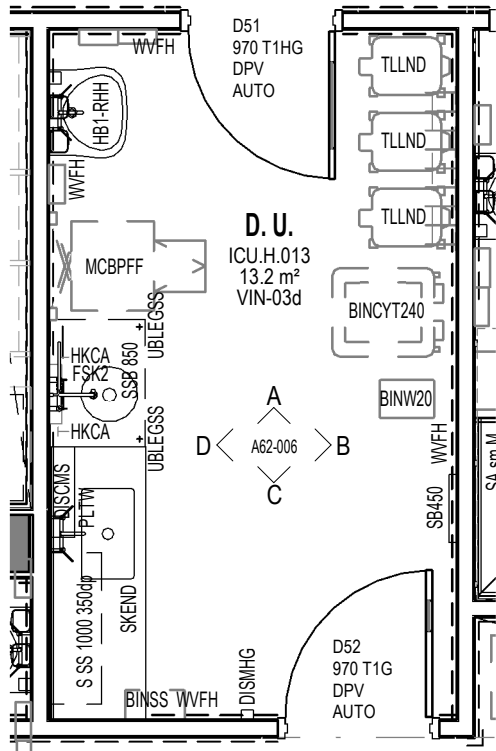
PROJECT
RHH - ICU EXPANSION, H BLOCK, LEVEL ONE
48 LIVERPOOL STREET, HOBART

ISSUED FOR INFORMATION

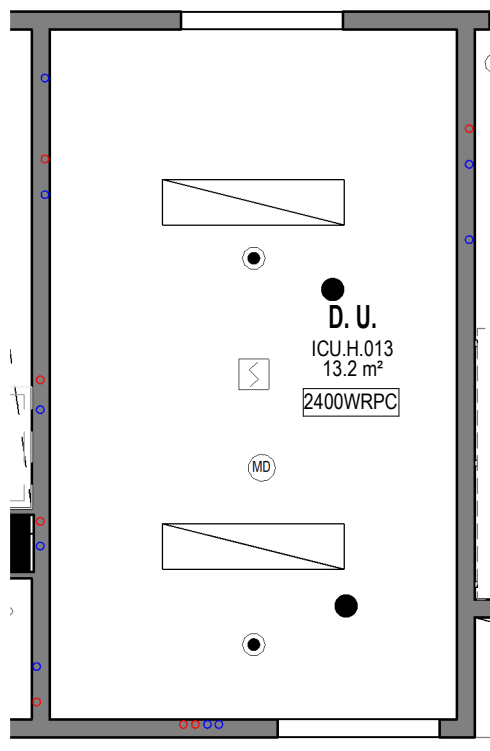
DRAWING TITLE
CLEAN UTILITY/MEDICATION ELEVATIONS - ICU.H.015

SCALE 1 : 50@A3 DATE 02/19/21 DRAWN BY AA CHECKED SS

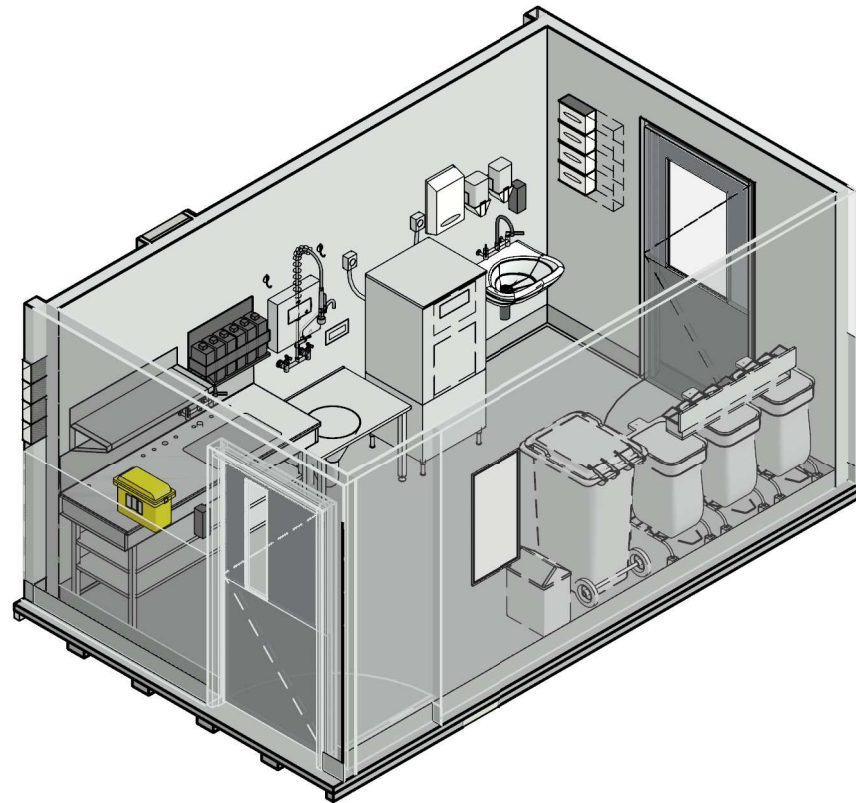
PROJECT No 10465 DRAWING No A62-005A REVISION **E**



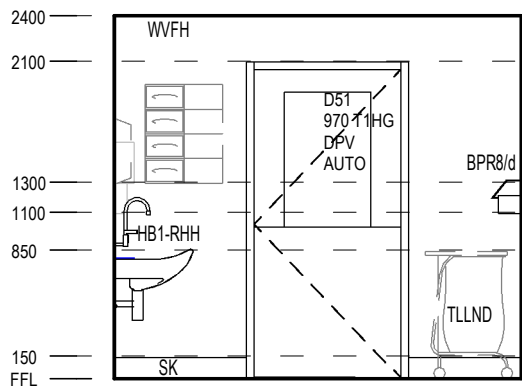
1 PLAN - D. U.
SCALE: 1 : 50



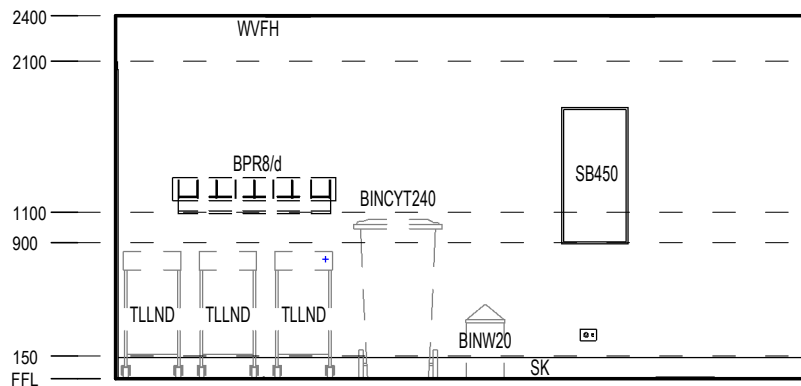
2 RCP - D. U.
SCALE: 1 : 50



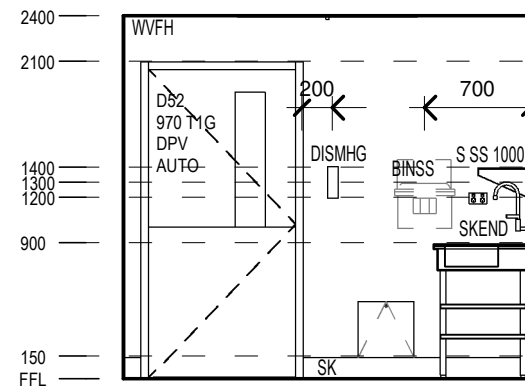
FFE - ICU.H.013	
Keynote	Description
BINCYT240	Bin - Cytotoxic 240 Litre
BINSS	BIN - SHARPS DISPOSAL SMALL, WALL MOUNTED
BINW20	Bin - Waste 20 Litre
BPR8/d	Rack - Bed Pan (8 pans) with Drip Tray
BRKTST	BRACKET - SHARPS DISPOSAL, TROLLEY MOUNTED
DISAD	Dispenser - Antiseptic
DISCMS	DISPENSER - CHEMICAL MANAGEMENT SYSTEM
DISGD	DISPENSER - GLOVE - 4 SIZES
DISMD	Dispenser - Moisturiser
DISMHG	DISPENSER - MEDICATED HAND GEL
DISPD	DISPENSER - PAPER TOWEL
DISSD	Dispenser - Soap
FSK2	Sink - Flushing Rim Sink Integral Type 2 (round)
HB1	HANDWASH BASIN - STAFF SCRUB WITH LEVER HANDLES
HKCA	Hook - Catheter
MCBPFF	Medical Cleaning Equipment - Bed Pan Flusher
PLTW	PLUMBING - LEVER TAPS WALL MOUNTED
PTHC	Plumbing - Trigger Hose and Tap Combination
S SS	SHELF STAINLESS STEEL
SB450	SPIRIT / WHITE BOARD - 450 LONG
SKEND	SINK - ENDOSCOPY INTEGRAL STAINLESS STEEL SINGLE BOWL
SSB 850	Shelf with Slot Bracket 850 Wide
TLLND	TROLLEY - LINEN DIRTY
UBLEGSS	Underbench Leg - Stainless Steel
WRPC	WATER RESISTANT PLASTERBOARD CEILING
WVFH	WALL VINYL FULL HEIGHT



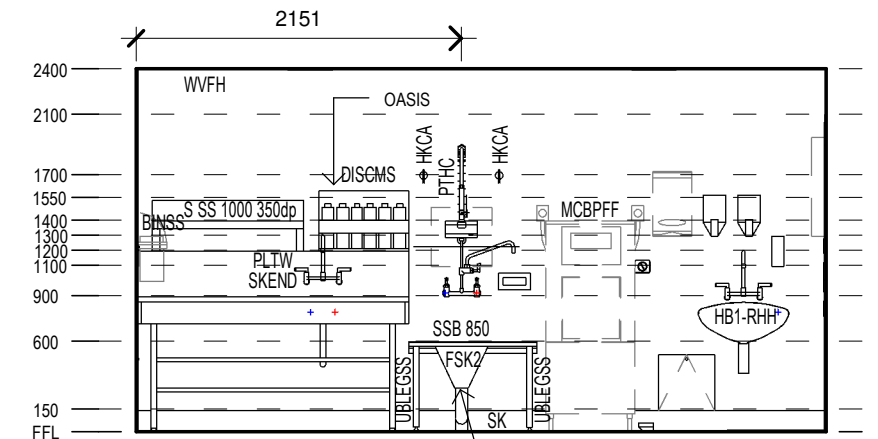
A ELEVATION
SCALE: 1 : 50



B ELEVATION
SCALE: 1 : 50



C ELEVATION
SCALE: 1 : 50



D ELEVATION
SCALE: 1 : 50

REV	DESCRIPTION	DRN	DATE
A	UG06 MEETING	26/08/2020	
B	ISSUED FOR REVIEW	AA	16/09/2020
C	ISSUED FOR INFORMATION	AA	14/12/2020
D	PROGRESS ISSUE FOR CLIENT	AA	26/03/2021
E	ISSUED FOR INFORMATION	AA	9/04/2021
F	ISSUED TO QUANTITY SURVEYOR	AA	21/05/2021
G	ISSUED FOR PRE-TENDER	AA	26/05/2021
H	ISSUED FOR TENDER	AA	03/06/2021

DIMENSIONS
USE FIGURED DIMENSIONS. DO NOT SCALE. CONTRACTORS MUST VERIFY ALL DIMENSIONS ON THE SITE BEFORE COMMENCING ANY WORK OR MAKING ANY SHOP DRAWING WHICH MUST BE SUBMITTED AND REVIEWED BEFORE MANUFACTURE.

COPYRIGHT
ALL RIGHTS RESERVED. THIS WORK IS COPYRIGHT AND CANNOT BE REPRODUCED OR COPIED IN ANY FORM OR BY ANY MEANS (GRAPHIC, ELECTRONIC OR MECHANICAL, INCLUDING PHOTOCOPYING) WITHOUT THE WRITTEN PERMISSION OF THE PRINCIPAL UNDER THE TERMS OF THE CONTRACT. ANY LICENCE, EXPRESS OR IMPLIED, TO USE THE DOCUMENT FOR ANY PURPOSE WHATSOEVER IS RESTRICTED TO THE TERMS OF THE AGREEMENT OR IMPLIED AGREEMENT WITH THE PRINCIPAL UNDER THE TERMS OF THE CONTRACT.

ALSO REFER TO STH STANDARD SERVICE POINTS DISCLAIMER AND FF&E SPECIFICATION NOTES

ARCHITECTS

BPSM architects **STH**
Bush Parkes Shugg & Moon

ABN: 21 134 476 065
PELACO COMPLEX, BUILDING 3, LEVEL 2
21-31 GOODWOOD ST, RICHMOND VIC 3121, AUSTRALIA
PH: (03) 9885 2333 FAX: (03) 9885 2455

THIS ARCHITECTURAL DESIGN IS THE COPYRIGHT OF SILVER THOMAS HANLEY (AUS) PTY LTD ABN 21 134 476 065 AND SHALL NOT BE REPRODUCED WITHOUT THEIR WRITTEN PERMISSION

CLIENT

RHH
ROYAL HOBART HOSPITAL

PROJECT

RHH - ICU EXPANSION, H BLOCK, LEVEL ONE
48 LIVERPOOL STREET, HOBART

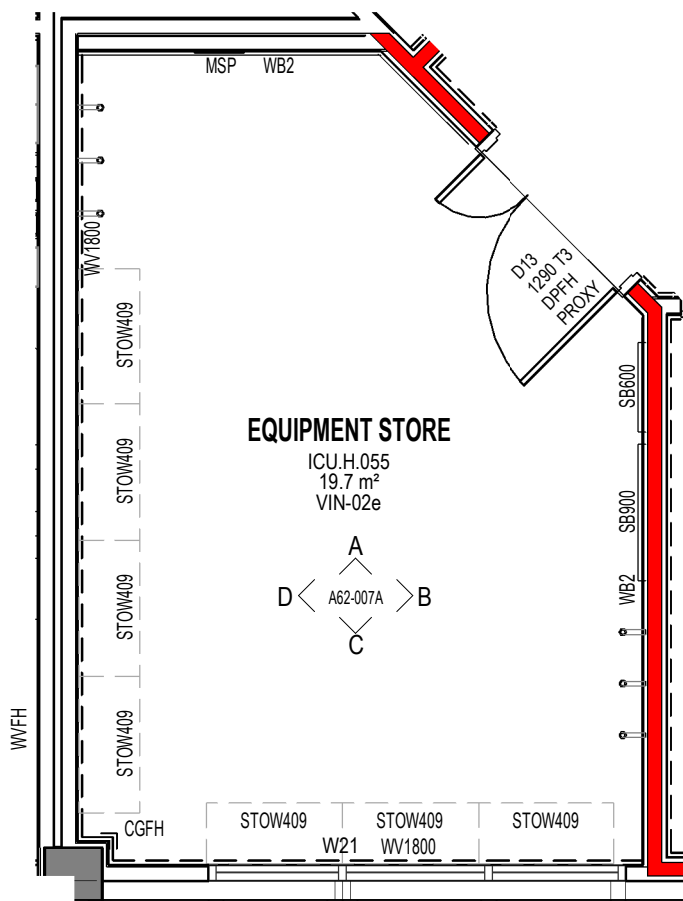
ISSUED FOR INFORMATION

DRAWING TITLE

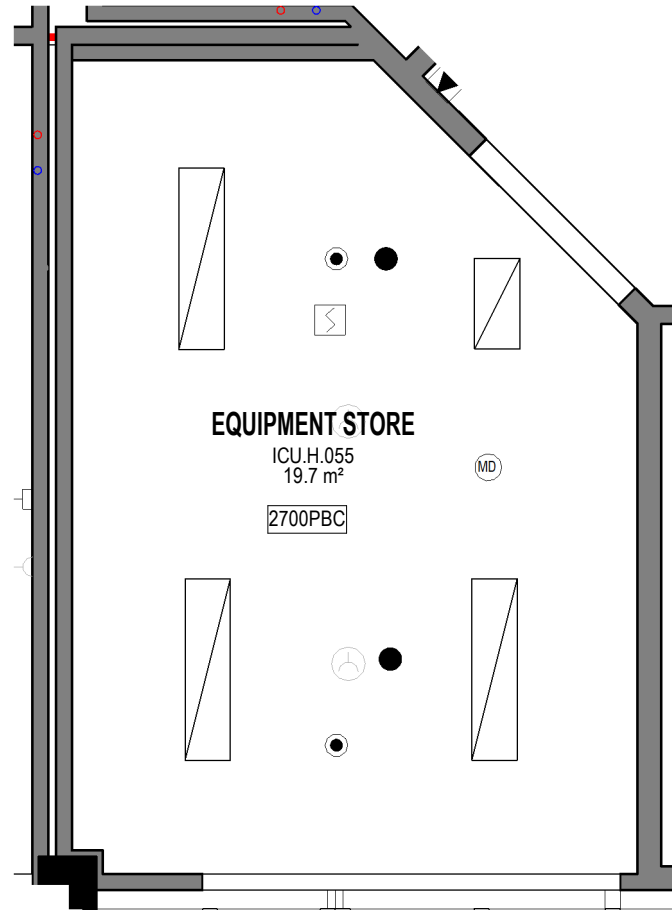
DIRTY UTILITY ICU.H.013

SCALE: 1 : 50@A3 DATE: 07/30/20 DRAWN BY: AA CHECKED: SS

PROJECT No: 10465 DRAWING No: A62-006 REVISION: H

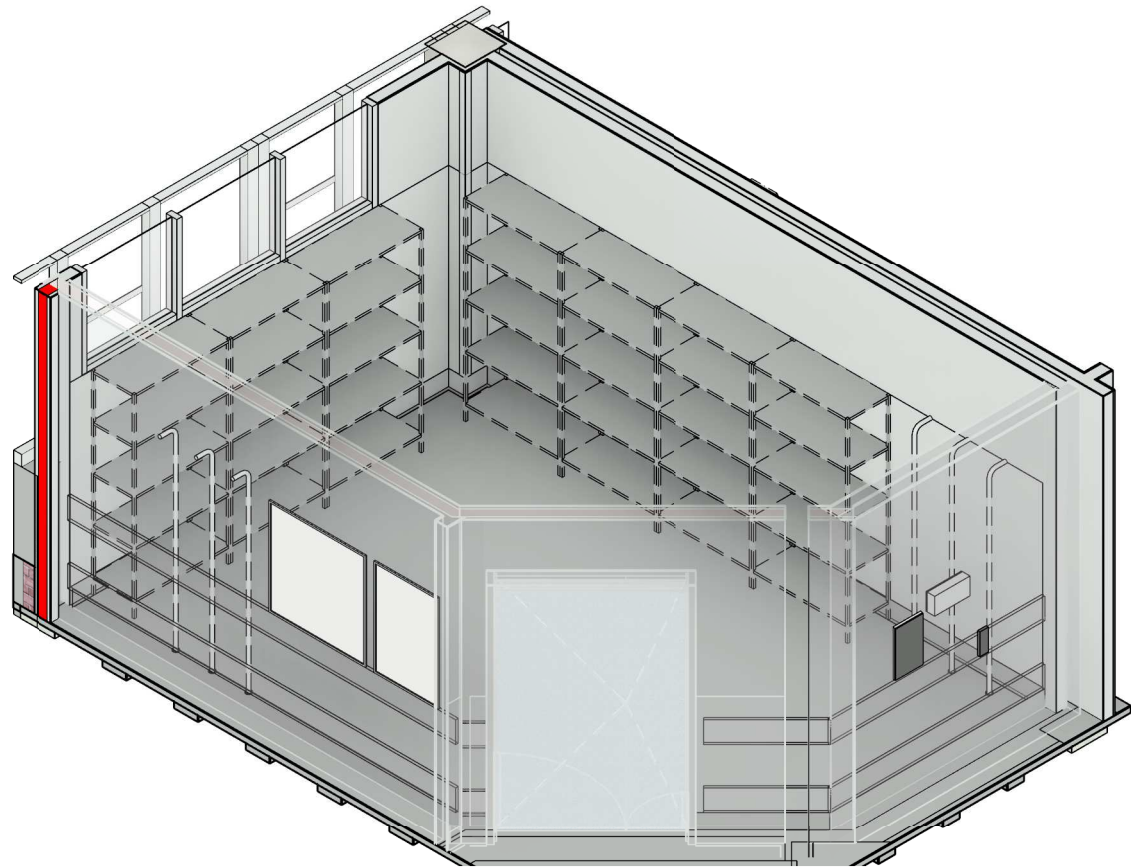


1 ICU.H.055 - EQUIPMENT STORE
SCALE: 1 : 50



2 RCP - EQUIPMENT STORE
SCALE: 1 : 50

FFE - ICU.H.055	
Keynote	Description
CGFH	FULL HEIGHT CORNER GUARD
MSP	Medical Service Panel
PBC	PLASTERBOARD CEILING FLUSH
PCPW	Patient Pump Storage Pole Wall Fixed
SB600	SPIRIT / WHITE BOARD - 600 LONG
SB900	SPIRIT / WHITE BOARD - 900 LONG
STOW409	STORAGE UNIT - METAL SHELVING UNIT 1800H X 400DX 900W
WB2	WALL BUFFER DOUBLE
WV1800	WALL VINYL 1800 HIGH



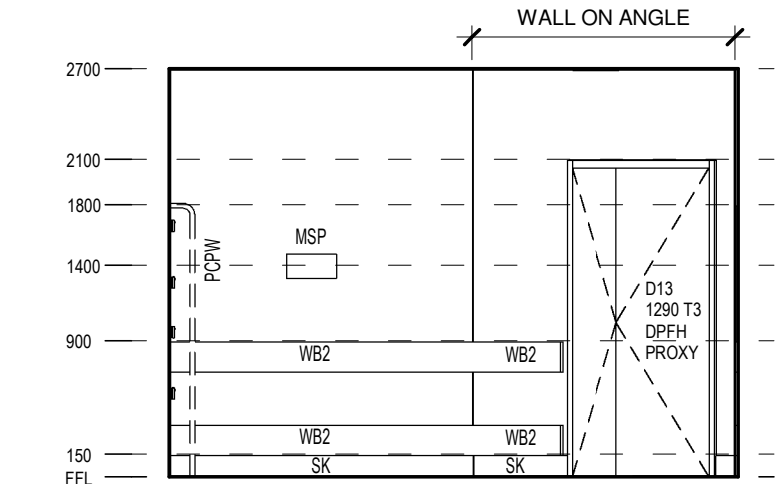
REV	DESCRIPTION	DRN	DATE
A	ISSUED FOR REVIEW	AA	16/09/2020
B	ISSUED FOR INFORMATION	AA	14/12/2020
C	PROGRESS ISSUE FOR CLIENT	AA	26/03/2021
D	ISSUED FOR INFORMATION	AA	9/04/2021
E	ISSUED TO QUANTITY SURVEYOR	AA	21/05/2021
F	ISSUED FOR PRE-TENDER	AA	26/05/2021
G	ISSUED FOR TENDER	AA	03/06/2021

DIMENSIONS	
USE FIGURED DIMENSIONS. DO NOT SCALE. CONTRACTORS MUST VERIFY ALL DIMENSIONS ON THE SITE BEFORE COMMENCING ANY WORK OR MAKING ANY SHOP DRAWING WHICH MUST BE SUBMITTED AND REVIEWED BEFORE MANUFACTURE.	
COPYRIGHT	
ALL RIGHTS RESERVED. THIS WORK IS COPYRIGHT AND CANNOT BE REPRODUCED OR COPIED IN ANY FORM OR BY ANY MEANS (GRAPHIC, ELECTRONIC OR MECHANICAL, INCLUDING PHOTOCOPYING) WITHOUT THE WRITTEN PERMISSION OF THE PRINCIPAL UNDER THE TERMS OF THE CONTRACT. ANY LICENCE, EXPRESS OR IMPLIED, TO USE THE DOCUMENT FOR ANY PURPOSE WHATSOEVER IS RESTRICTED TO THE TERMS OF THE AGREEMENT OR IMPLIED AGREEMENT WITH THE PRINCIPAL UNDER THE TERMS OF THE CONTRACT.	
ALSO REFER TO STH STANDARD SERVICE POINTS DISCLAIMER AND FF&E SPECIFICATION NOTES	

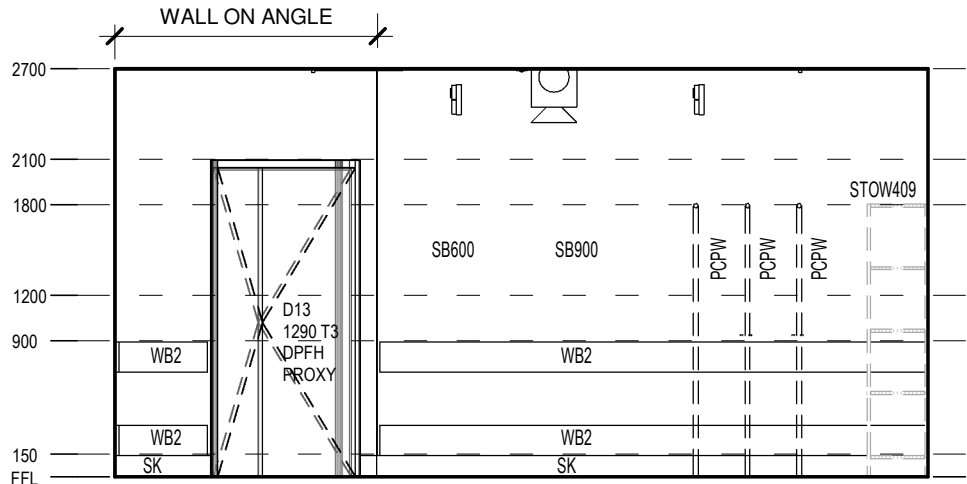
ARCHITECTS	
BPSM architects Bush Parkes Shugg & Moon	STH
ABN: 21 134 476 065 PELACO COMPLEX, BUILDING 3, LEVEL 2 21-31 GOODWOOD ST, RICHMOND VIC 3121, AUSTRALIA PH: (03) 9885 2333 FAX: (03) 9885 2455	
THIS ARCHITECTURAL DESIGN IS THE COPYRIGHT OF SILVER THOMAS HANLEY (AUS) PTY LTD ABN 21 134 476 065 AND SHALL NOT BE REPRODUCED WITHOUT THEIR WRITTEN PERMISSION	

CLIENT	
RHH ROYAL HOBART HOSPITAL	PROJECT
RHH - ICU EXPANSION, H BLOCK, LEVEL ONE 48 LIVERPOOL STREET, HOBART	
ISSUED FOR INFORMATION	

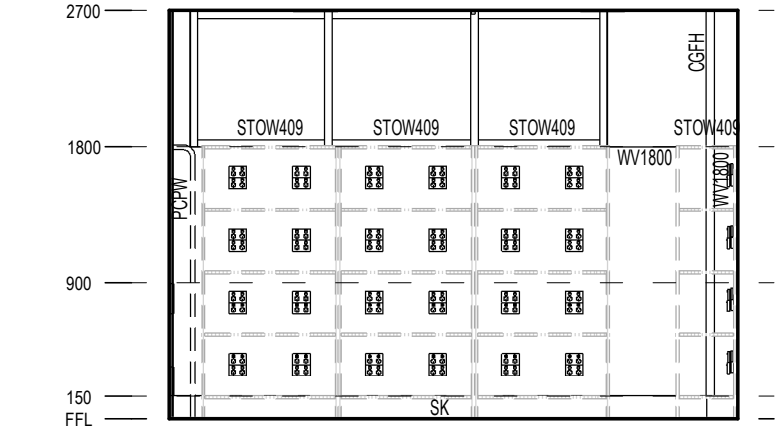
DRAWING TITLE			
EQUIPMENT STORE PLANS - ICU.H.055			
SCALE 1 : 50@A3	DATE 07/30/20	DRAWN BY AA	CHECKED SS
PROJECT No 10465	DRAWING No A62-007	REVISION G	



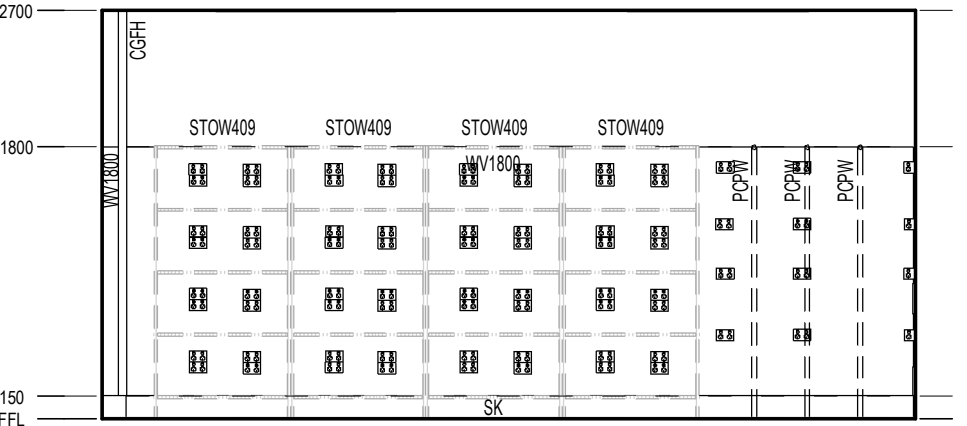
A ELEVATION
SCALE: 1 : 50



B ELEVATION
SCALE: 1 : 50



C ELEVATION
SCALE: 1 : 50



D ELEVATION
SCALE: 1 : 50

FFE - ICU.H.055	
Keynote	Description
CGFH	FULL HEIGHT CORNER GUARD
MSP	Medical Service Panel
PBC	PLASTERBOARD CEILING FLUSH
PCPW	Patient Pump Storage Pole Wall Fixed
SB600	SPIRIT / WHITE BOARD - 600 LONG
SB900	SPIRIT / WHITE BOARD - 900 LONG
STOW409	STORAGE UNIT - METAL SHELVING UNIT 1800H X 400DX 900W
WB2	WALL BUFFER DOUBLE
WV1800	WALL VINYL 1800 HIGH

REV	DESCRIPTION	DRN	DATE
A	PROGRESS ISSUE FOR CLIENT	AA	26/03/2021
B	ISSUED FOR INFORMATION	AA	9/04/2021
C	ISSUED TO QUANTITY SURVEYOR	AA	21/05/2021
D	ISSUED FOR PRE-TENDER	AA	26/05/2021
E	ISSUED FOR TENDER	AA	03/06/2021

DIMENSIONS
USE FIGURED DIMENSIONS, DO NOT SCALE. CONTRACTORS MUST VERIFY ALL DIMENSIONS ON THE SITE BEFORE COMMENCING ANY WORK OR MAKING ANY SHOP DRAWING WHICH MUST BE SUBMITTED AND REVIEWED BEFORE MANUFACTURE.

COPYRIGHT
ALL RIGHTS RESERVED. THIS WORK IS COPYRIGHT AND CANNOT BE REPRODUCED OR COPIED IN ANY FORM OR BY ANY MEANS (GRAPHIC, ELECTRONIC OR MECHANICAL, INCLUDING PHOTOCOPYING) WITHOUT THE WRITTEN PERMISSION OF THE PRINCIPAL UNDER THE TERMS OF THE CONTRACT. ANY LICENCE, EXPRESS OR IMPLIED, TO USE THE DOCUMENT FOR ANY PURPOSE WHATSOEVER IS RESTRICTED TO THE TERMS OF THE AGREEMENT OR IMPLIED AGREEMENT WITH THE PRINCIPAL UNDER THE TERMS OF THE CONTRACT.

ALSO REFER TO STH STANDARD SERVICE POINTS
DISCLAIMER AND FF&E SPECIFICATION NOTES

ARCHITECTS

BPSM architects
Bush Parkes Shugg & Moon

STH

ABN: 21 134 476 065
PELACO COMPLEX, BUILDING 3, LEVEL 2
21-31 GOODWOOD ST, RICHMOND VIC 3121, AUSTRALIA
PH: (03) 9885 2333 FAX: (03) 9885 2455

THIS ARCHITECTURAL DESIGN IS THE COPYRIGHT OF SILVER THOMAS HANLEY (AUS) PTY LTD ABN 21 134 476 065 AND SHALL NOT BE REPRODUCED WITHOUT THEIR WRITTEN PERMISSION

CLIENT



RHH
ROYAL HOBART HOSPITAL

PROJECT

**RHH - ICU EXPANSION, H BLOCK,
LEVEL ONE**

48 LIVERPOOL STREET, HOBART

ISSUED FOR INFORMATION

DRAWING TITLE

**EQUIPMENT STORE
ELEVATIONS - ICU.H.055**

SCALE 1 : 50@A3

DATE 02/19/21

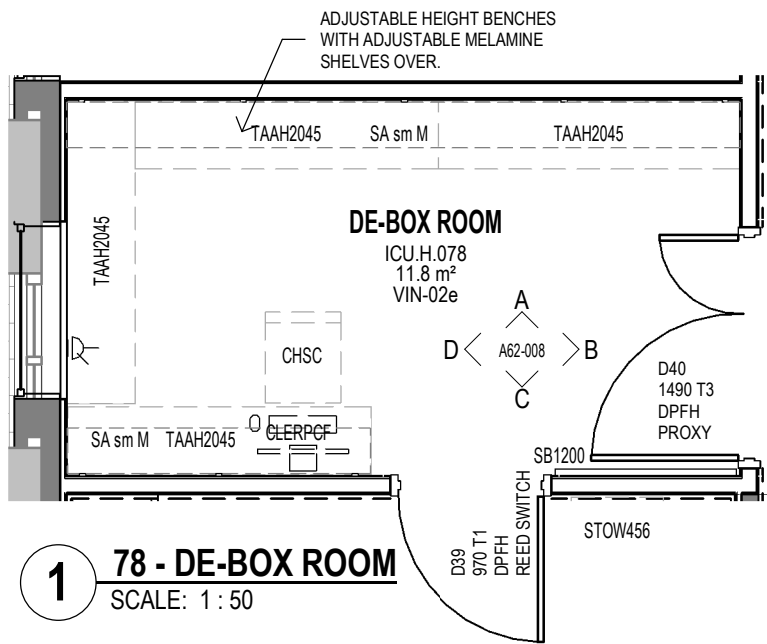
DRAWN BY AA

CHECKED SS

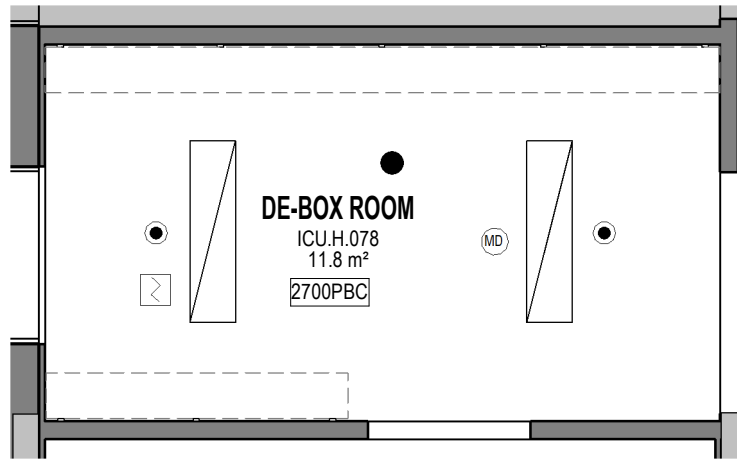
PROJECT No 10465

DRAWING No A62-007A

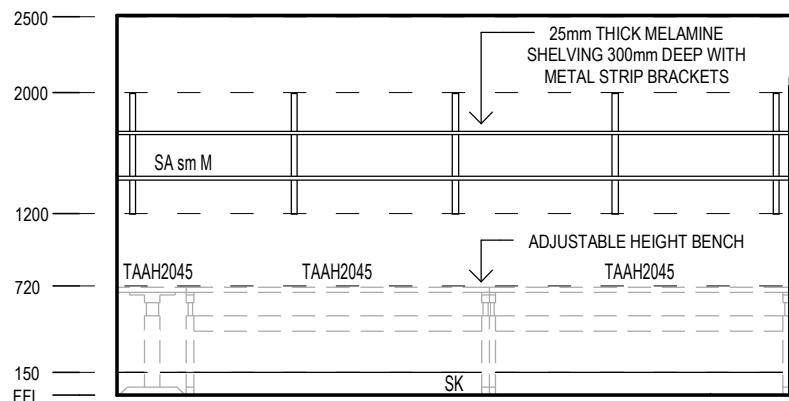
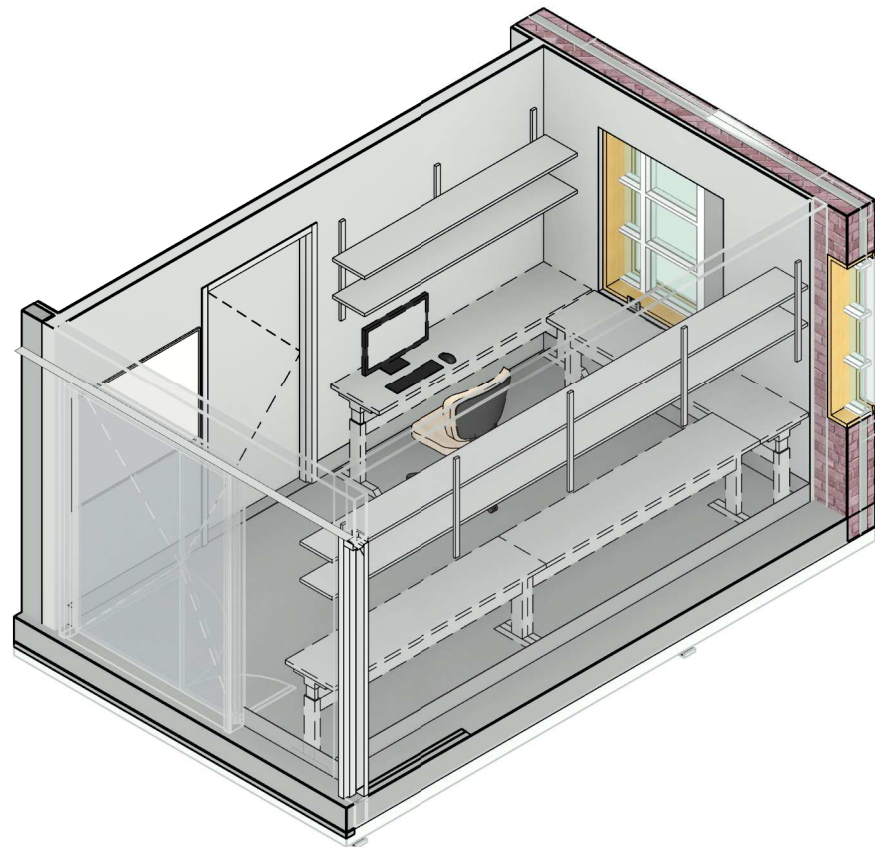
REVISION **E**



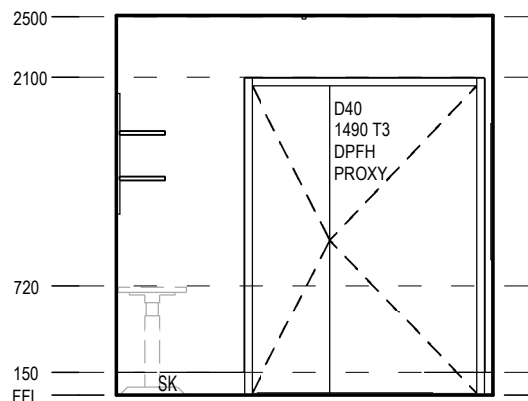
1 78 - DE-BOX ROOM
SCALE: 1 : 50



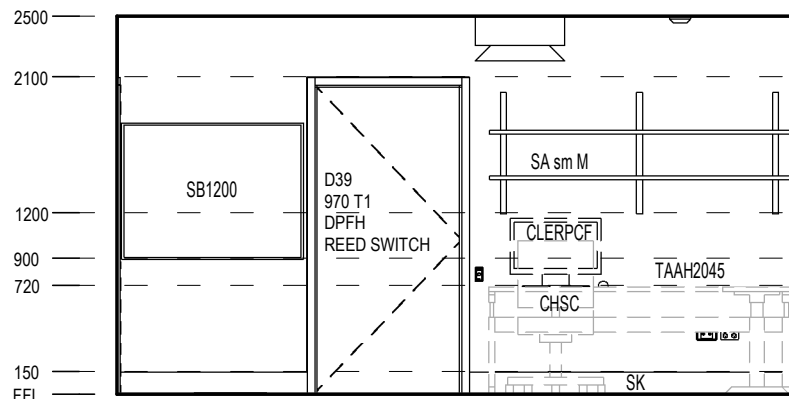
7 78 - DE-BOX ROOM
SCALE: 1 : 50



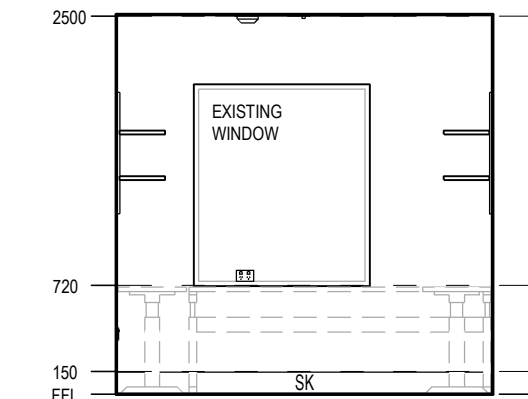
A ELEVATION
SCALE: 1 : 50



B ELEVATION
SCALE: 1 : 50



C ELEVATION
SCALE: 1 : 50



D ELEVATION
SCALE: 1 : 50

FFE - ICU.H.078	
Keynote	Description
CHSC	CHAIR - STAFF CLERICAL ERGONOMIC MEDIUM BACK
CLERPCF	CLERICAL <input type="checkbox"/> FLAT SCREEN AND PC
EPO2	ELECTRICAL <input type="checkbox"/> DOUBLE POWER OUTLET
PBC	PLASTERBOARD CEILING FLUSH
SA sm M	25mm Thick Melamine Adjustable Shelves Site Measured Length
SB1200	SPIRIT / WHITE BOARD - 1200 LONG
TAAH2045	Table - Adjustable Height - 2000 Long x Deep 450

REV	DESCRIPTION	DRN	DATE
A	ISSUED FOR INFORMATION	AA	14/12/2020
B	PROGRESS ISSUE FOR CLIENT	AA	26/03/2021
C	ISSUED FOR INFORMATION	AA	9/04/2021
D	ISSUED TO QUANTITY SURVEYOR	AA	21/05/2021
E	ISSUED FOR PRE-TENDER	AA	26/05/2021
F	ISSUED FOR TENDER	AA	03/06/2021

DIMENSIONS
USE FIGURED DIMENSIONS. DO NOT SCALE. CONTRACTORS MUST VERIFY ALL DIMENSIONS ON THE SITE BEFORE COMMENCING ANY WORK OR MAKING ANY SHOP DRAWING WHICH MUST BE SUBMITTED AND REVIEWED BEFORE MANUFACTURE.

COPYRIGHT
ALL RIGHTS RESERVED. THIS WORK IS COPYRIGHT AND CANNOT BE REPRODUCED OR COPIED IN ANY FORM OR BY ANY MEANS (GRAPHIC, ELECTRONIC OR MECHANICAL, INCLUDING PHOTOCOPYING) WITHOUT THE WRITTEN PERMISSION OF THE PRINCIPAL UNDER THE TERMS OF THE CONTRACT. ANY LICENCE, EXPRESS OR IMPLIED, TO USE THE DOCUMENT FOR ANY PURPOSE WHATSOEVER IS RESTRICTED TO THE TERMS OF THE AGREEMENT OR IMPLIED AGREEMENT WITH THE PRINCIPAL UNDER THE TERMS OF THE CONTRACT.

ALSO REFER TO STH STANDARD SERVICE POINTS DISCLAIMER AND FF&E SPECIFICATION NOTES

ARCHITECTS

BPSM architects
Bush Parkes Shugg & Moon

STH

ABN: 21 134 476 065
PELACO COMPLEX, BUILDING 3, LEVEL 2
21-31 GOODWOOD ST, RICHMOND VIC 3121, AUSTRALIA
PH: (03) 9885 2333 FAX: (03) 9885 2455

THIS ARCHITECTURAL DESIGN IS THE COPYRIGHT OF SILVER THOMAS HANLEY (AUS) PTY LTD ABN 21 134 476 065 AND SHALL NOT BE REPRODUCED WITHOUT THEIR WRITTEN PERMISSION

CLIENT

RHH
ROYAL HOBART HOSPITAL

PROJECT

RHH - ICU EXPANSION, H BLOCK, LEVEL ONE
48 LIVERPOOL STREET, HOBART

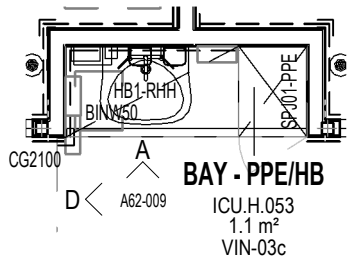
ISSUED FOR INFORMATION

DRAWING TITLE

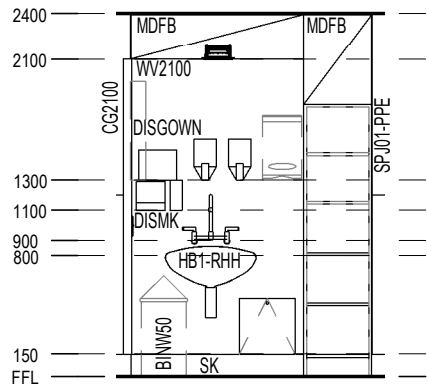
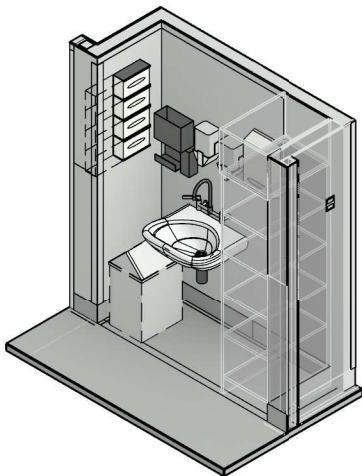
DE-BOX ROOM ICU.H.078

SCALE 1 : 50@A3 DATE 11/27/20 DRAWN BY AA CHECKED SS

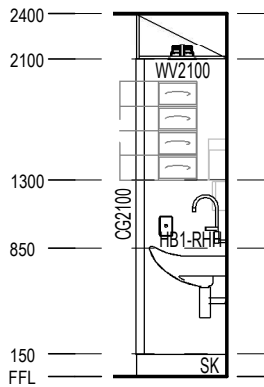
PROJECT No 10465 DRAWING No A62-008 REVISION **F**



1 PLAN
SCALE: 1 : 50



A ELEVATION
SCALE: 1 : 50



D ELEVATION
SCALE: 1 : 50

FFE - ICU.H.053	
Keynote	Description
BINW50	Bin - Waste 50 Litre
CG2100	CORNER GUARD 2100 HIGH
DISAD	Dispenser - Antiseptic
DISGD	DISPENSER - GLOVE - 4 SIZES
DISGOWN	DISPENSER - GOWNS
DISMD	Dispenser □ Moisturiser
DISMK	Dispenser □ Mask
DISPD	DISPENSER - PAPER TOWEL
DISSD	Dispenser - Soap
HB1	HANDWASH BASIN - STAFF SCRUB WITH LEVER HANDLES
MDFB	BULKHEAD - MDF
PLTW	PLUMBING - LEVER TAPS WALL MOUNTED
SPJ01-PPE	PPE cupboard
WV2100	WALL VINYL 2100 HIGH

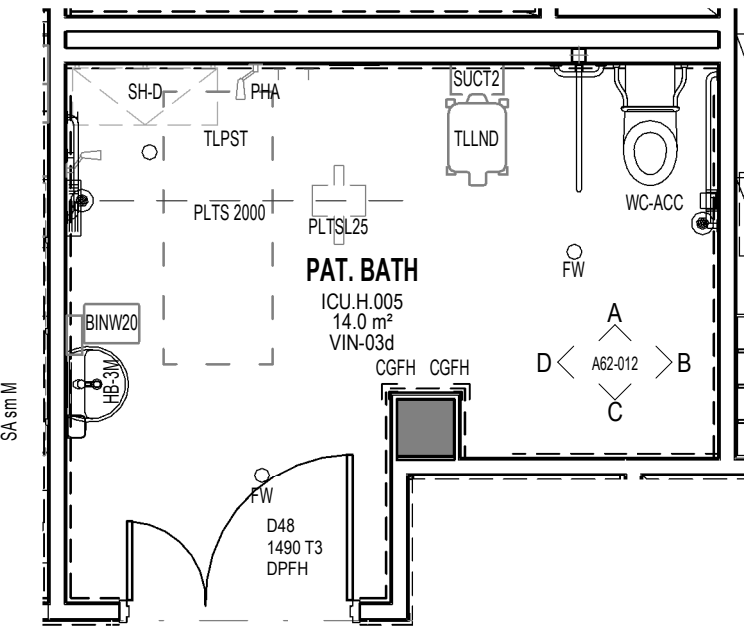
REV	DESCRIPTION	DRN	DATE
A	UG06 MEETING		26/08/2020
B	FOR INFORMATION		28/08/2020
C	ISSUED FOR REVIEW	AA	16/09/2020
D	ISSUED FOR INFORMATION	AA	14/12/2020
E	PROGRESS ISSUE FOR CLIENT	AA	26/03/2021
F	ISSUED FOR INFORMATION	AA	9/04/2021
G	ISSUED TO QUANTITY SURVEYOR	AA	21/05/2021
H	ISSUED FOR PRE-TENDER	AA	26/05/2021
J	ISSUED FOR TENDER	AA	03/06/2021

DIMENSIONS	
USE FIGURED DIMENSIONS. DO NOT SCALE. CONTRACTORS MUST VERIFY ALL DIMENSIONS ON THE SITE BEFORE COMMENCING ANY WORK OR MAKING ANY SHOP DRAWING WHICH MUST BE SUBMITTED AND REVIEWED BEFORE MANUFACTURE.	
COPYRIGHT	
ALL RIGHTS RESERVED. THIS WORK IS COPYRIGHT AND CANNOT BE REPRODUCED OR COPIED IN ANY FORM OR BY ANY MEANS (GRAPHIC, ELECTRONIC OR MECHANICAL, INCLUDING PHOTOCOPYING) WITHOUT THE WRITTEN PERMISSION OF THE PRINCIPAL UNDER THE TERMS OF THE CONTRACT. ANY LICENCE, EXPRESS OR IMPLIED, TO USE THE DOCUMENT FOR ANY PURPOSE WHATSOEVER IS RESTRICTED TO THE TERMS OF THE AGREEMENT OR IMPLIED AGREEMENT WITH THE PRINCIPAL UNDER THE TERMS OF THE CONTRACT.	
ALSO REFER TO STH STANDARD SERVICE POINTS DISCLAIMER AND FF&E SPECIFICATION NOTES	

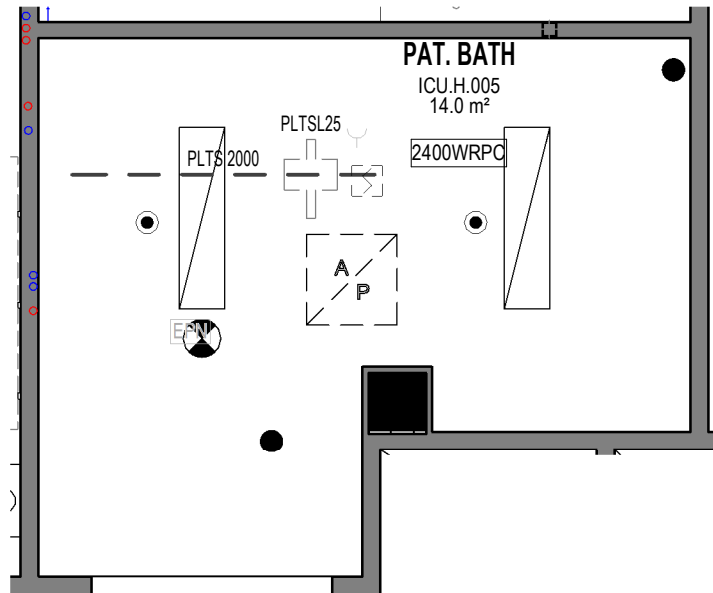
ARCHITECTS	
<div><div><div>BPSM</div><div>architects</div><div>Bush Parkes Shugg & Moon</div></div><div>STH</div></div>	
ABN: 21 134 476 065 PELACO COMPLEX, BUILDING 3, LEVEL 2 21-31 GOODWOOD ST, RICHMOND VIC 3121, AUSTRALIA PH: (03) 9885 2333 FAX: (03) 9885 2455	
THIS ARCHITECTURAL DESIGN IS THE COPYRIGHT OF SILVER THOMAS HANLEY (AUS) PTY LTD ABN 21 134 476 065 AND SHALL NOT BE REPRODUCED WITHOUT THEIR WRITTEN PERMISSION	

CLIENT	
<div><div><div></div><div>RHH</div><div>ROYAL HOBART HOSPITAL</div></div><div>PROJECT</div><div>RHH - ICU EXPANSION, H BLOCK, LEVEL ONE 48 LIVERPOOL STREET, HOBART</div></div>	
ISSUED FOR INFORMATION	

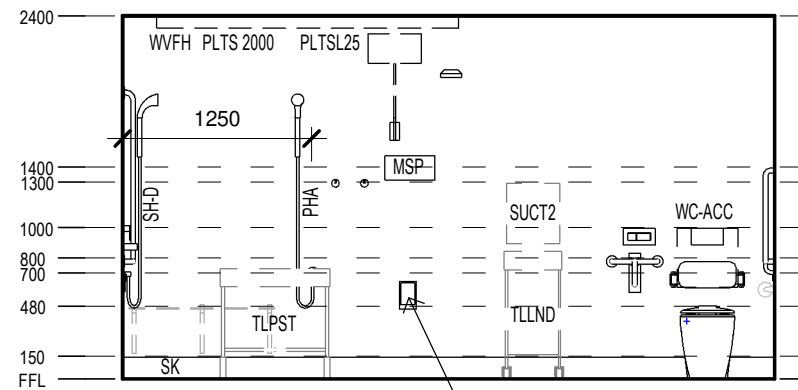
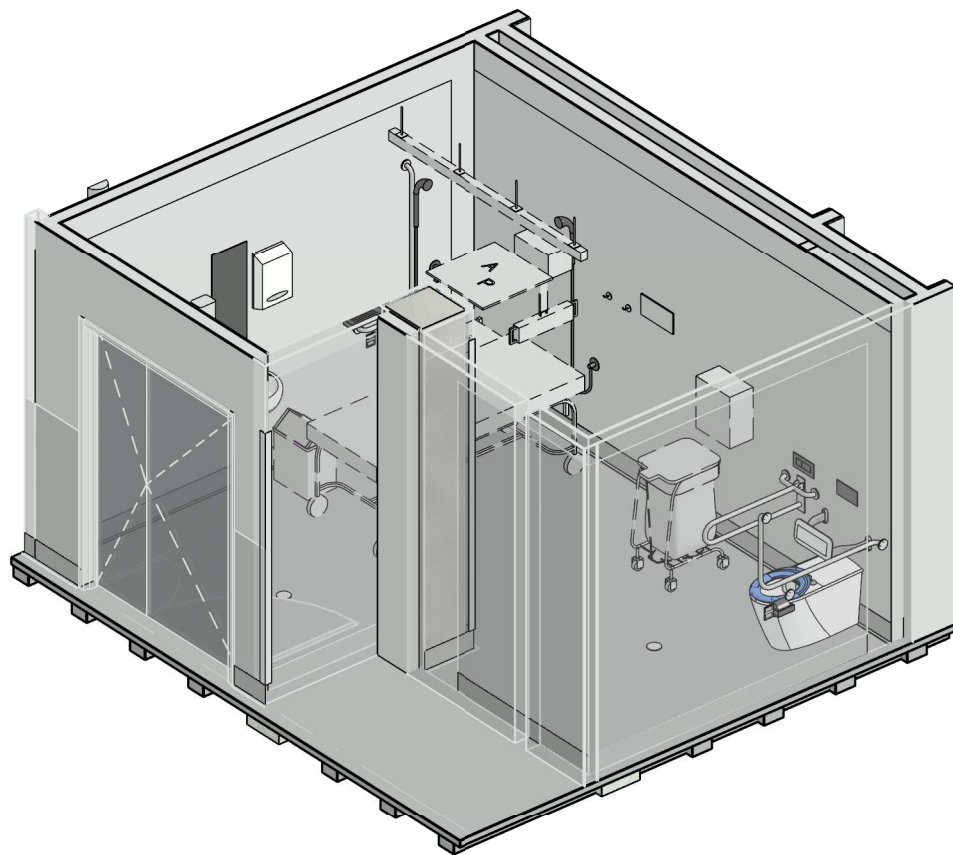
DRAWING TITLE			
BAY - PPE			
SCALE 1 : 50@A3	DATE 28/08/20	DRAWN BY AA	CHECKED SS
PROJECT No 10465	DRAWING No A62-009	REVISION J	



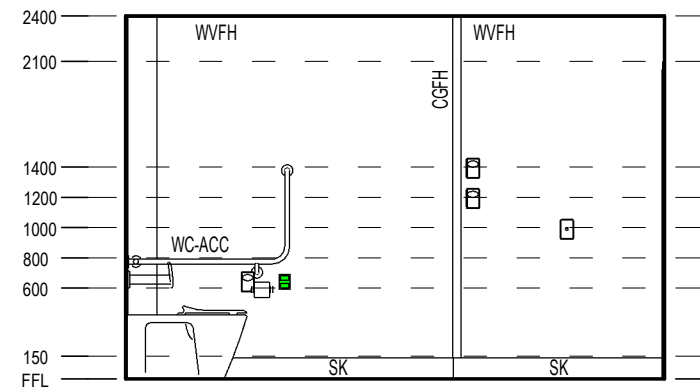
8 PLAN - PAT. BATH
SCALE: 1 : 50



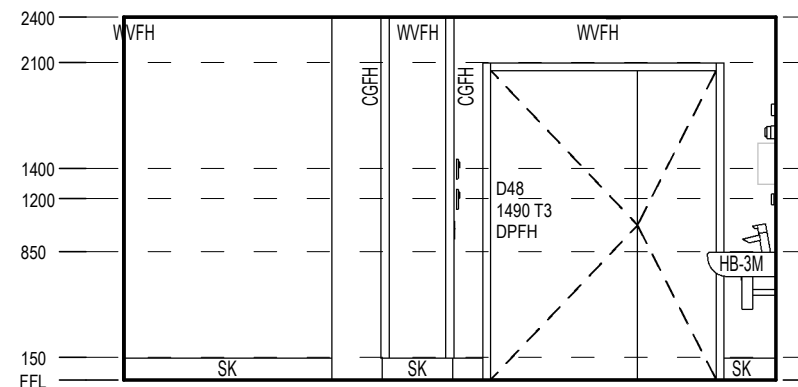
2 RCP - PAT. BATH
SCALE: 1 : 50



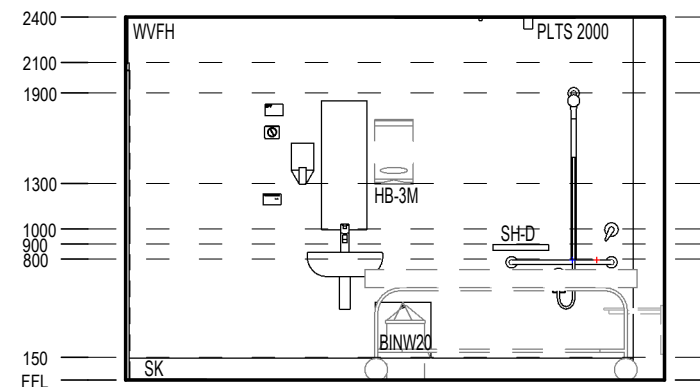
A ELEVATION
SCALE: 1 : 50



B ELEVATION
SCALE: 1 : 50



C ELEVATION
SCALE: 1 : 50



D ELEVATION
SCALE: 1 : 50

FFE - ICU.H.005	
Keynote	Description
BINW20	Bin - Waste 20 Litre
BR	Backrest for Accessible WC
CGFH	FULL HEIGHT CORNER GUARDS
DISPD	DISPENSER - PAPER TOWEL
DISSD	Dispenser - Soap
DISTPD	DISPENSER - TOILET PAPER
FSHS	FOLDING SHOWER SEAT
FW	Floor Waste
GR4A	GRABRAIL ASSISTED WC COMBINATION TYPE A
GR9	GRABRAIL - PATIENT SHOWER GRABRAIL/ACCESSIBLE SHOWER GRABRAIL
GR11	GRABRAIL ASSISTED WC - HINGED
HB3	Handwash Basin - Medium
HKD	Hook - assisted Persons

FFE - ICU.H.005	
Keynote	Description
M30	MIRROR - 300W X 850H
MSP	Medical Service Panel
NC	NURSE CALL BUTTON
PHA	PLUMBING □ HANDHELD SHOWER ROSE, ACCESSIBLE
PLTS 2000	Patient Lifting Track System - 2000 Long Track
PLTSL25	PATIENT LIFTING TRACK SYSTEM - LIFTER TO 250KG
PSH	SHELVE □ PROPRIETARY SOAP / SHAMPOO SHELF
PXB	PLUMBING □ FLICKMIXER BENCH MOUNTED
PXWA	PLUMBING □ FLICKMIXER WALL MOUNTED ACCESSIBLE
SUCT2	Suction Twin o Vac
TLLND	TROLLEY - LINEN DIRTY
TLPST	TROLLEY □ PATIENT SHOWER
WCDC	Toilet - assisted Concealed Cistern
WRPC	WATER RESISITANT PLASTERBOARD CEILING
WVFH	WALL VINYL FULL HEIGHT

REV	DESCRIPTION	DRN	DATE
A	FOR INFORMATION	28/08/2020	
B	ISSUED FOR REVIEW	AA	16/09/2020
C	ISSUED FOR INFORMATION	AA	14/12/2020
D	PROGRESS ISSUE FOR CLIENT	AA	26/03/2021
E	ISSUED FOR INFORMATION	AA	9/04/2021
F	ISSUED TO QUANTITY SURVEYOR	AA	21/05/2021
G	ISSUED FOR PRE-TENDER	AA	26/05/2021
H	ISSUED FOR TENDER	AA	03/06/2021

DIMENSIONS
USE FIGURED DIMENSIONS, DO NOT SCALE. CONTRACTORS MUST VERIFY ALL DIMENSIONS ON THE SITE BEFORE COMMENCING ANY WORK OR MAKING ANY SHOP DRAWING WHICH MUST BE SUBMITTED AND REVIEWED BEFORE MANUFACTURE.

COPYRIGHT
ALL RIGHTS RESERVED. THIS WORK IS COPYRIGHT AND CANNOT BE REPRODUCED OR COPIED IN ANY FORM OR BY ANY MEANS (GRAPHIC, ELECTRONIC OR MECHANICAL, INCLUDING PHOTOCOPYING) WITHOUT THE WRITTEN PERMISSION OF THE PRINCIPAL UNDER THE TERMS OF THE CONTRACT. ANY LICENCE, EXPRESS OR IMPLIED, TO USE THE DOCUMENT FOR ANY PURPOSE WHATSOEVER IS RESTRICTED TO THE TERMS OF THE AGREEMENT OR IMPLIED AGREEMENT WITH THE PRINCIPAL UNDER THE TERMS OF THE CONTRACT.

ALSO REFER TO STH STANDARD SERVICE POINTS
DISCLAIMER AND FF&E SPECIFICATION NOTES

ARCHITECTS

BPSM architects
Bush Parkes Shugg & Moon

STH

ABN: 21 134 476 065
PELACO COMPLEX, BUILDING 3, LEVEL 2
21-31 GOODWOOD ST, RICHMOND VIC 3121, AUSTRALIA
PH: (03) 9885 2333 FAX: (03) 9885 2455

THIS ARCHITECTURAL DESIGN IS THE COPYRIGHT OF SILVER THOMAS HANLEY (AUS) PTY LTD ABN 21 134 476 065 AND SHALL NOT BE REPRODUCED WITHOUT THEIR WRITTEN PERMISSION

CLIENT

RHH
ROYAL HOBART HOSPITAL

PROJECT

RHH - ICU EXPANSION, H BLOCK, LEVEL ONE
48 LIVERPOOL STREET, HOBART

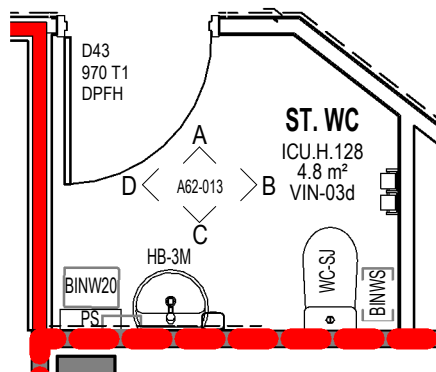
ISSUED FOR INFORMATION

DRAWING TITLE

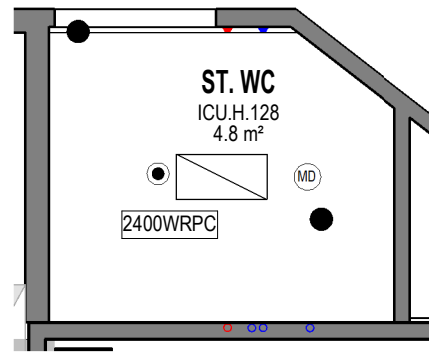
PATIENT BATH ICU.H.005

SCALE 1 : 50@A3 DATE 07/30/20 DRAWN BY AA CHECKED SS

PROJECT No 10465 DRAWING No A62-012 REVISION H

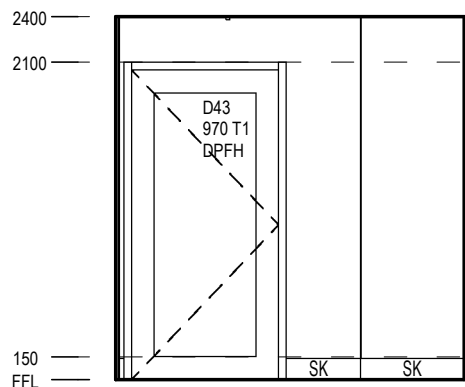
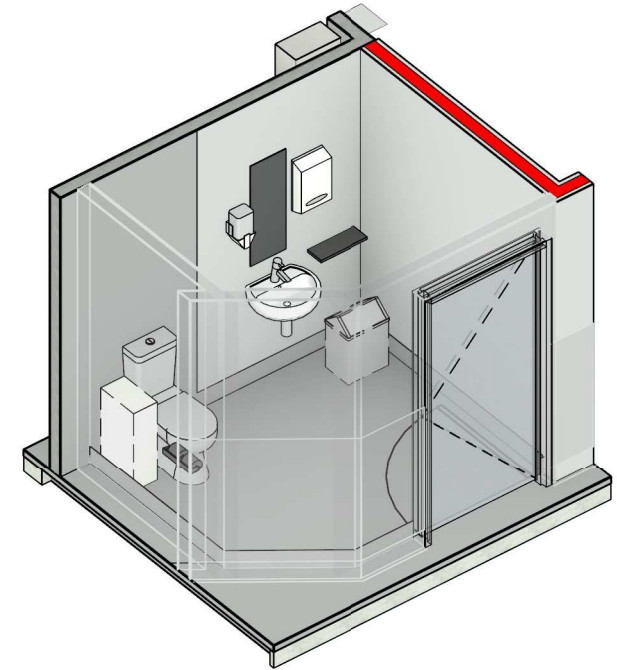


1 PLAN - ST. WC
SCALE: 1 : 50

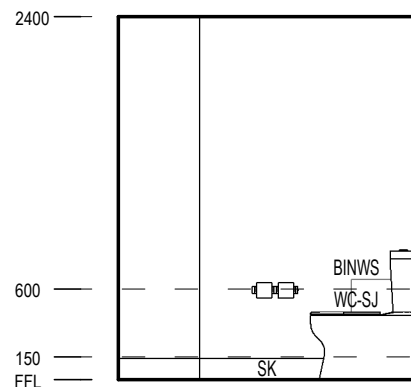


2 RCP - ST. WC
SCALE: 1 : 50

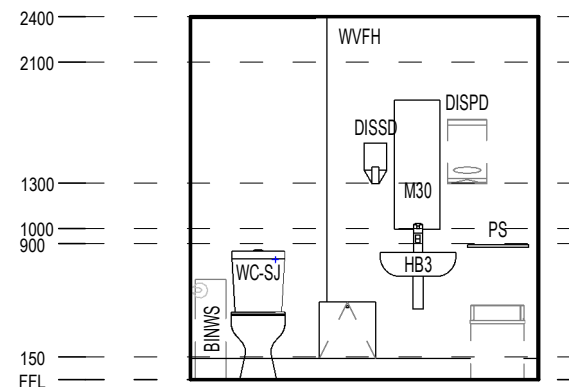
EXISTING
STAIR 1



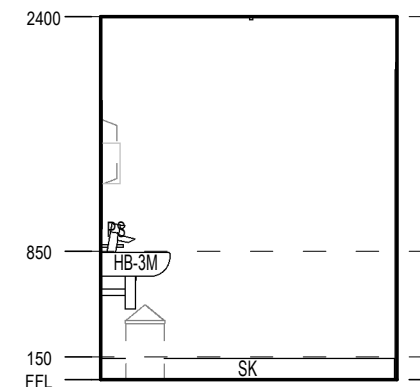
A ELEVATION
SCALE: 1 : 50



B ELEVATION
SCALE: 1 : 50



C ELEVATION
SCALE: 1 : 50



D ELEVATION
SCALE: 1 : 50

FFE - ICU.H.128	
Keynote	Description
BINW20	Bin - Waste 20 Litre
BINWS	Bin - Sanitary Napkin
DISPD	DISPENSER - PAPER TOWEL
DISSD	Dispenser - Soap
DISTPDDB	Dispenser - Toilet Paper - Double
HB3	Handwash Basin - Medium
M30	MIRROR - 300W X 850H
PS	SHELF - PROPRIETARY MIRROR SHELF
PXB	PLUMBING - FLICKMIXER BENCH MOUNTED
WCS	Toilet - Standard
WRPC	WATER RESISTANT PLASTERBOARD CEILING
WV FH	WALL VINYL FULL HEIGHT

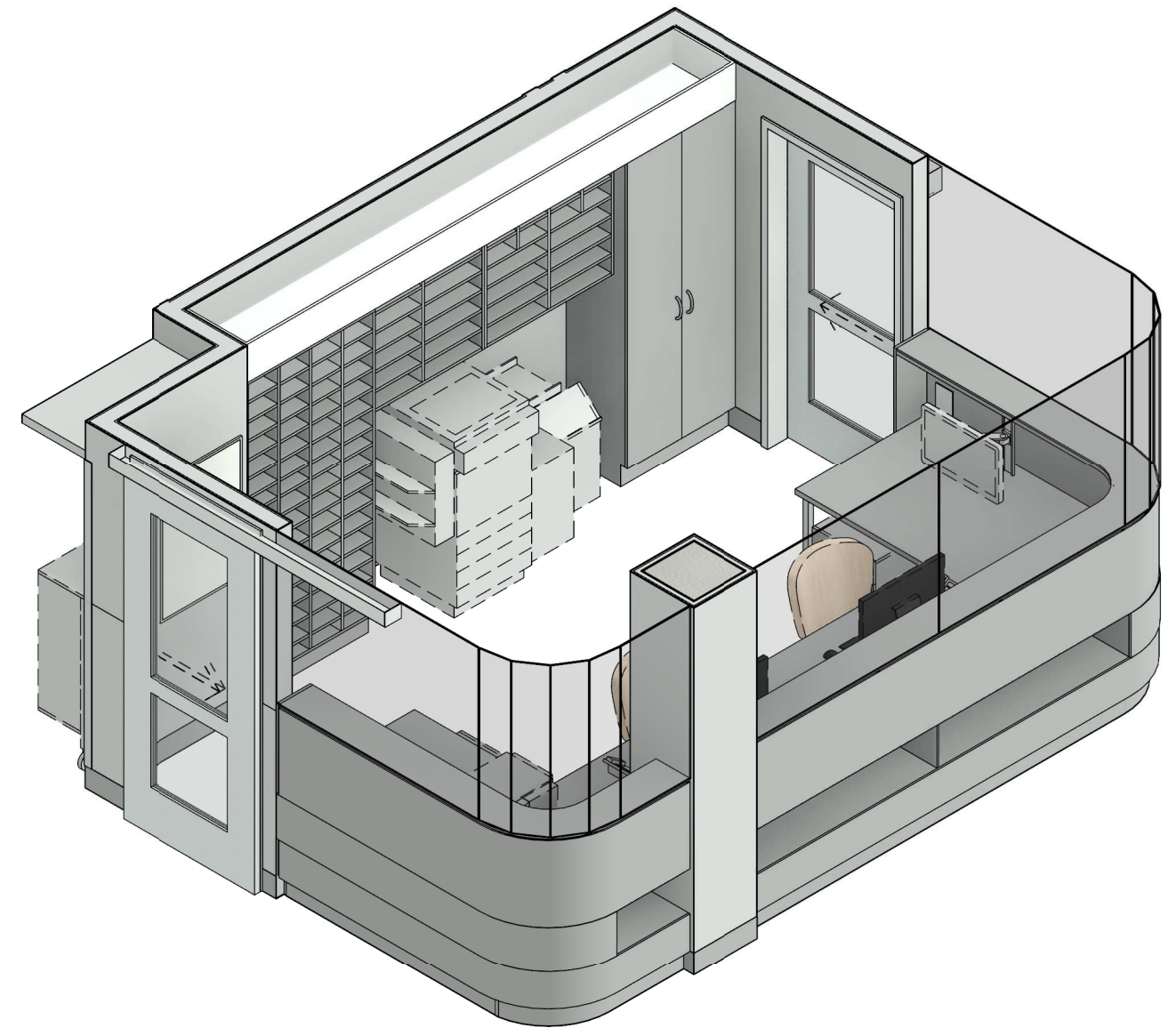
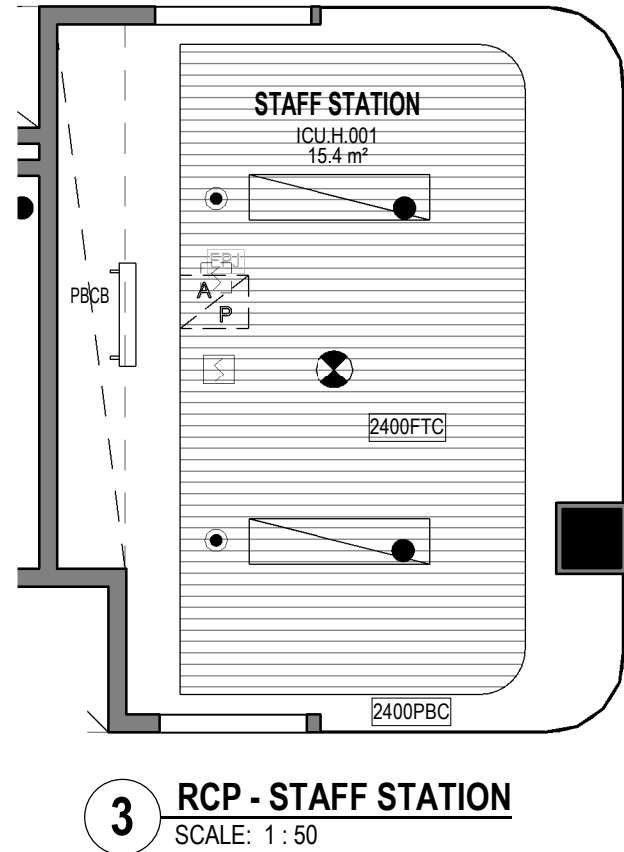
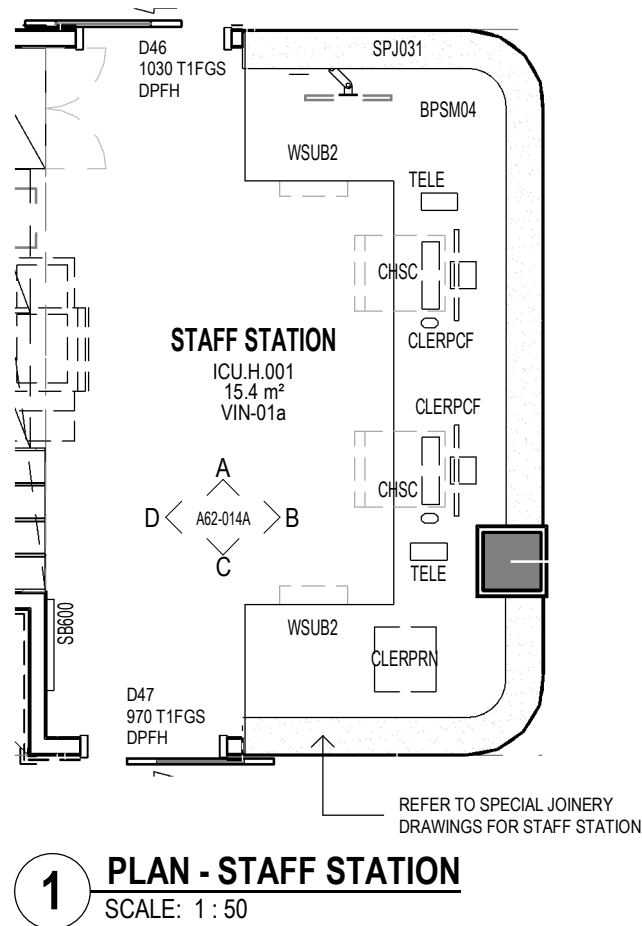
REV	DESCRIPTION	DRN	DATE
A	ISSUED FOR REVIEW	AA	16/09/2020
B	ISSUED FOR INFORMATION	AA	14/12/2020
C	PROGRESS ISSUE FOR CLIENT	AA	26/03/2021
D	ISSUED FOR INFORMATION	AA	9/04/2021
E	ISSUED TO QUANTITY SURVEYOR	AA	21/05/2021
F	ISSUED FOR PRE-TENDER	AA	26/05/2021
G	ISSUED FOR TENDER	AA	03/06/2021

DIMENSIONS
USE FIGURED DIMENSIONS. DO NOT SCALE. CONTRACTORS MUST VERIFY ALL DIMENSIONS ON THE SITE BEFORE COMMENCING ANY WORK OR MAKING ANY SHOP DRAWING WHICH MUST BE SUBMITTED AND REVIEWED BEFORE MANUFACTURE.
COPYRIGHT
ALL RIGHTS RESERVED. THIS WORK IS COPYRIGHT AND CANNOT BE REPRODUCED OR COPIED IN ANY FORM OR BY ANY MEANS (GRAPHIC, ELECTRONIC OR MECHANICAL, INCLUDING PHOTOCOPYING) WITHOUT THE WRITTEN PERMISSION OF THE PRINCIPAL UNDER THE TERMS OF THE CONTRACT. ANY LICENCE, EXPRESS OR IMPLIED, TO USE THE DOCUMENT FOR ANY PURPOSE WHATSOEVER IS RESTRICTED TO THE TERMS OF THE AGREEMENT OR IMPLIED AGREEMENT WITH THE PRINCIPAL UNDER THE TERMS OF THE CONTRACT.
ALSO REFER TO STH STANDARD SERVICE POINTS DISCLAIMER AND FF&E SPECIFICATION NOTES

ARCHITECTS
BPSM architects Bush Parkes Shugg & Moon
STH
ABN: 21 134 476 065 PELACO COMPLEX, BUILDING 3, LEVEL 2 21-31 GOODWOOD ST, RICHMOND VIC 3121, AUSTRALIA PH: (03) 9885 2333 FAX: (03) 9885 2455
THIS ARCHITECTURAL DESIGN IS THE COPYRIGHT OF SILVER THOMAS HANLEY (AUS) PTY LTD ABN 21 134 476 065 AND SHALL NOT BE REPRODUCED WITHOUT THEIR WRITTEN PERMISSION

CLIENT
RHH ROYAL HOBART HOSPITAL
PROJECT
RHH - ICU EXPANSION, H BLOCK, LEVEL ONE 48 LIVERPOOL STREET, HOBART
ISSUED FOR INFORMATION

DRAWING TITLE			
STAFF WC ICU.H.128			
SCALE	DATE	DRAWN BY	CHECKED
1 : 50@A3	08/03/20	AA	SS
PROJECT No	DRAWING No	REVISION	
10465	A62-013	G	



FFE - ICU.H.001	
Keynote	Description
BPSM04	BPSM STAFF STATION JOINERY
BRKT2	BRACKET - MEDICAL MONITOR, WALL MOUNTED
CCTVM	CCTV MONITOR
CHSC	CHAIR - STAFF CLERICAL ERGONOMIC MEDIUM BACK
CLERPCF	CLERICAL □ FLAT SCREEN AND PC
CLERPRN	CLERICAL - COMPUTER TERMINAL PRINTER - NETWORK (STATE)
CU4	TALL CUP'D WITH DOORS □ 900W
IC	INTERCOM - WALL MOUNTED
PBC	PLASTERBOARD CEILING FLUSH
SB600	SPIRIT / WHITE BOARD - 600 LONG
SPJ031	Glass Screen to Staff Station
TELE	TELEPHONE HANDSET - STANDARD
UBLEG	UNDERBENCH LEG
WSUB2	WORKSTATION □ UNDERBENCH 3 DRAWER MOBILE UNIT

REV	DESCRIPTION	DRN	DATE
A	FOR INFORMATION	28/08/2020	
B	ISSUED FOR REVIEW	AA	16/09/2020
C	ISSUED FOR INFORMATION	AA	14/12/2020
D	PROGRESS ISSUE FOR CLIENT	AA	26/03/2021
E	ISSUED FOR INFORMATION	AA	9/04/2021
F	ISSUED TO QUANTITY SURVEYOR	AA	21/05/2021
G	ISSUED FOR PRE-TENDER	AA	26/05/2021
H	ISSUED FOR TENDER	AA	03/06/2021

DIMENSIONS
USE FIGURED DIMENSIONS. DO NOT SCALE. CONTRACTORS MUST VERIFY ALL DIMENSIONS ON THE SITE BEFORE COMMENCING ANY WORK OR MAKING ANY SHOP DRAWING WHICH MUST BE SUBMITTED AND REVIEWED BEFORE MANUFACTURE.

COPYRIGHT
ALL RIGHTS RESERVED. THIS WORK IS COPYRIGHT AND CANNOT BE REPRODUCED OR COPIED IN ANY FORM OR BY ANY MEANS (GRAPHIC, ELECTRONIC OR MECHANICAL, INCLUDING PHOTOCOPYING) WITHOUT THE WRITTEN PERMISSION OF THE PRINCIPAL UNDER THE TERMS OF THE CONTRACT. ANY LICENCE, EXPRESS OR IMPLIED, TO USE THE DOCUMENT FOR ANY PURPOSE WHATSOEVER IS RESTRICTED TO THE TERMS OF THE AGREEMENT OR IMPLIED AGREEMENT WITH THE PRINCIPAL UNDER THE TERMS OF THE CONTRACT.

ALSO REFER TO STH STANDARD SERVICE POINTS DISCLAIMER AND FF&E SPECIFICATION NOTES

ARCHITECTS

BPSM architects
Bush Parkes Shugg & Moon

STH

ABN: 21 134 476 065
PELACO COMPLEX, BUILDING 3, LEVEL 2
21-31 GOODWOOD ST, RICHMOND VIC 3121, AUSTRALIA
PH: (03) 9885 2333 FAX: (03) 9885 2455

THIS ARCHITECTURAL DESIGN IS THE COPYRIGHT OF SILVER THOMAS HANLEY (AUS) PTY LTD ABN 21 134 476 065 AND SHALL NOT BE REPRODUCED WITHOUT THEIR WRITTEN PERMISSION

CLIENT

RHH
ROYAL HOBART HOSPITAL

PROJECT

RHH - ICU EXPANSION, H BLOCK, LEVEL ONE
48 LIVERPOOL STREET, HOBART

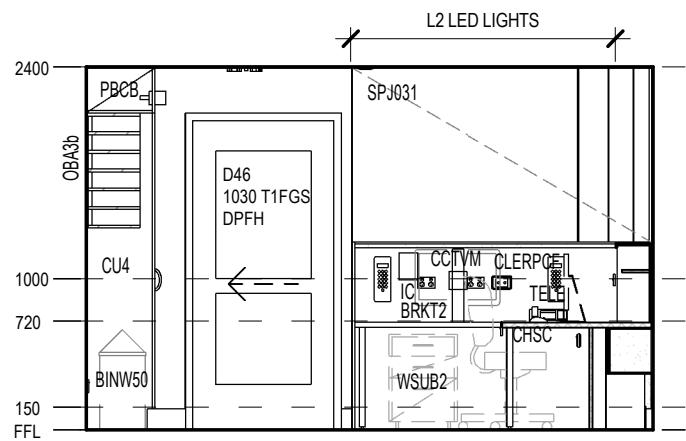
ISSUED FOR INFORMATION

DRAWING TITLE

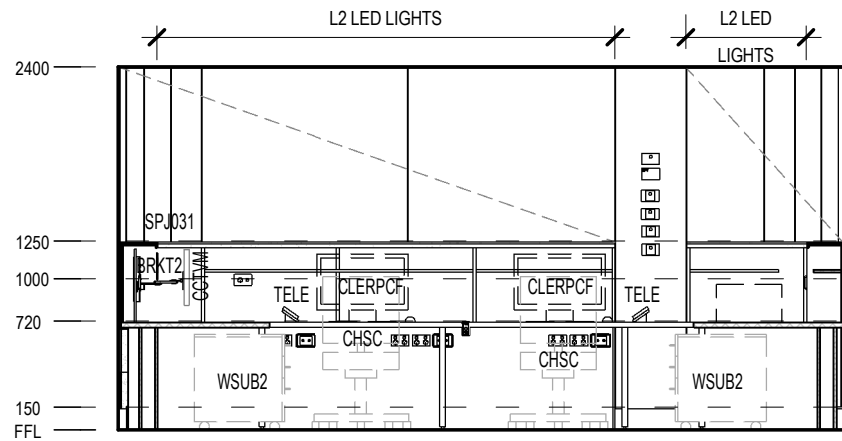
STAFF STATION PLANS
ICU.H.001

SCALE 1 : 50@A3 DATE 28/08/20 DRAWN BY AA CHECKED SS

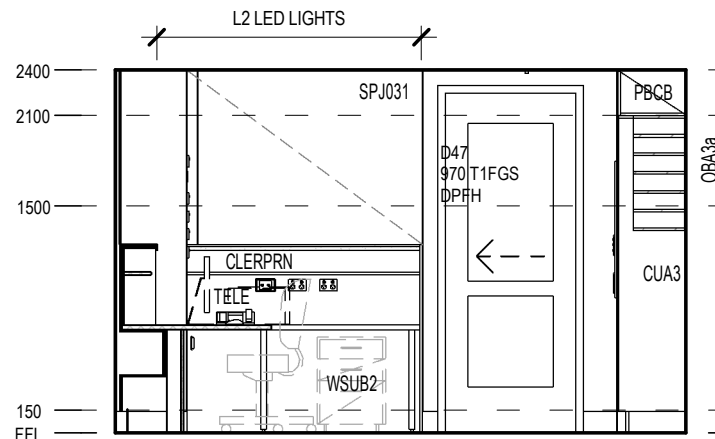
PROJECT No 10465 DRAWING No A62-014 REVISION **H**



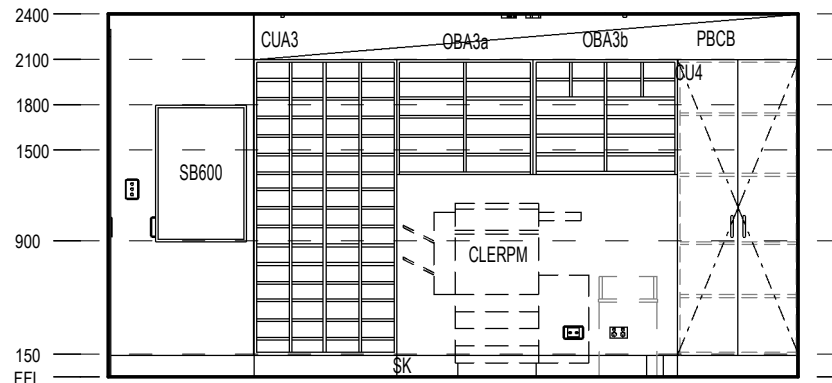
A ELEVATION
SCALE: 1 : 50



B ELEVATION
SCALE: 1 : 50



C ELEVATION
SCALE: 1 : 50



D ELEVATION
SCALE: 1 : 50

FFE - ICU.H.001	
Keynote	Description
BPSM04	BPSM STAFF STATION JOINERY
BRKT2	BRACKET - MEDICAL MONITOR, WALL MOUNTED
CCTVM	CCTV MONITOR
CHSC	CHAIR - STAFF CLERICAL ERGONOMIC MEDIUM BACK
CLERPCF	CLERICAL □ FLAT SCREEN AND PC
CLERPRN	CLERICAL - COMPUTER TERMINAL PRINTER - NETWORK (STATE)
CU4	TALL CUP'D WITH DOORS □ 900W
IC	INTERCOM - WALL MOUNTED
PBC	PLASTERBOARD CEILING FLUSH
SB600	SPIRIT / WHITE BOARD - 600 LONG
SPJ031	Glass Screen to Staff Station
TELE	TELEPHONE HANDSET - STANDARD
UBLEG	UNDERBENCH LEG
WSUB2	WORKSTATION □ UNDERBENCH 3 DRAWER MOBILE UNIT

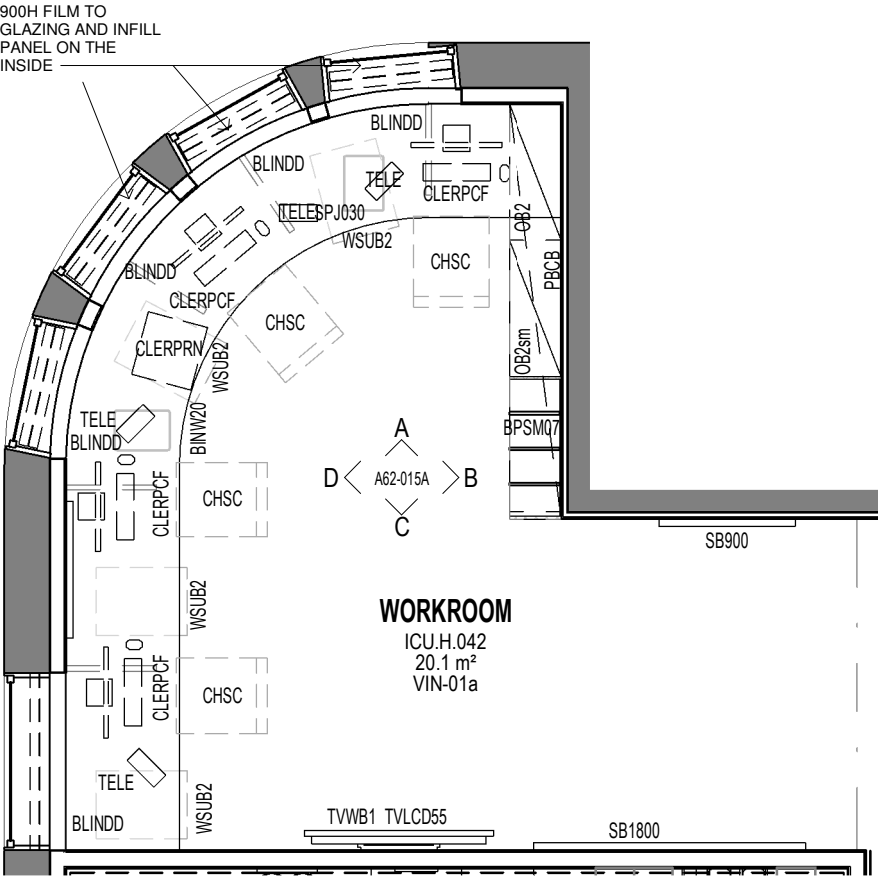
REV	DESCRIPTION	DRN	DATE
A	PROGRESS ISSUE FOR CLIENT	AA	26/03/2021
B	ISSUED FOR INFORMATION	AA	9/04/2021
C	ISSUED TO QUANTITY SURVEYOR	AA	21/05/2021
D	ISSUED FOR PRE-TENDER	AA	26/05/2021
E	ISSUED FOR TENDER	AA	03/06/2021

DIMENSIONS	
USE FIGURED DIMENSIONS. DO NOT SCALE. CONTRACTORS MUST VERIFY ALL DIMENSIONS ON THE SITE BEFORE COMMENCING ANY WORK OR MAKING ANY SHOP DRAWING WHICH MUST BE SUBMITTED AND REVIEWED BEFORE MANUFACTURE.	
COPYRIGHT	
ALL RIGHTS RESERVED. THIS WORK IS COPYRIGHT AND CANNOT BE REPRODUCED OR COPIED IN ANY FORM OR BY ANY MEANS (GRAPHIC, ELECTRONIC OR MECHANICAL, INCLUDING PHOTOCOPYING) WITHOUT THE WRITTEN PERMISSION OF THE PRINCIPAL UNDER THE TERMS OF THE CONTRACT. ANY LICENCE, EXPRESS OR IMPLIED, TO USE THE DOCUMENT FOR ANY PURPOSE WHATSOEVER IS RESTRICTED TO THE TERMS OF THE AGREEMENT OR IMPLIED AGREEMENT WITH THE PRINCIPAL UNDER THE TERMS OF THE CONTRACT.	
ALSO REFER TO STH STANDARD SERVICE POINTS DISCLAIMER AND FF&E SPECIFICATION NOTES	

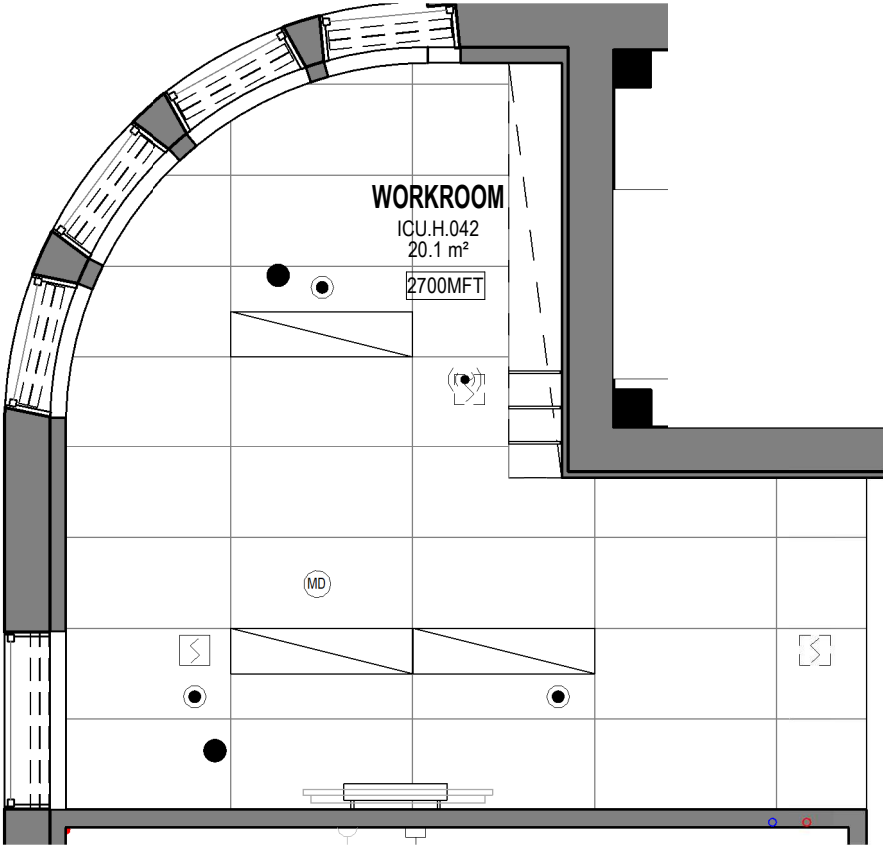
ARCHITECTS	
<div><div><div>BPSM</div><div>architects</div><div>Bush Parkes Shugg & Moon</div></div><div><div>STH</div></div></div>	
ABN: 21 134 476 065 PELACO COMPLEX, BUILDING 3, LEVEL 2 21-31 GOODWOOD ST, RICHMOND VIC 3121, AUSTRALIA PH: (03) 9885 2333 FAX: (03) 9885 2455	
THIS ARCHITECTURAL DESIGN IS THE COPYRIGHT OF SILVER THOMAS HANLEY (AUS) PTY LTD ABN 21 134 476 065 AND SHALL NOT BE REPRODUCED WITHOUT THEIR WRITTEN PERMISSION	

CLIENT	
<div><div><div><div></div><div>RHH</div><div>ROYAL HOBART HOSPITAL</div></div><div>PROJECT</div></div><div>RHH - ICU EXPANSION, H BLOCK, LEVEL ONE 48 LIVERPOOL STREET, HOBART</div></div>	
ISSUED FOR INFORMATION	

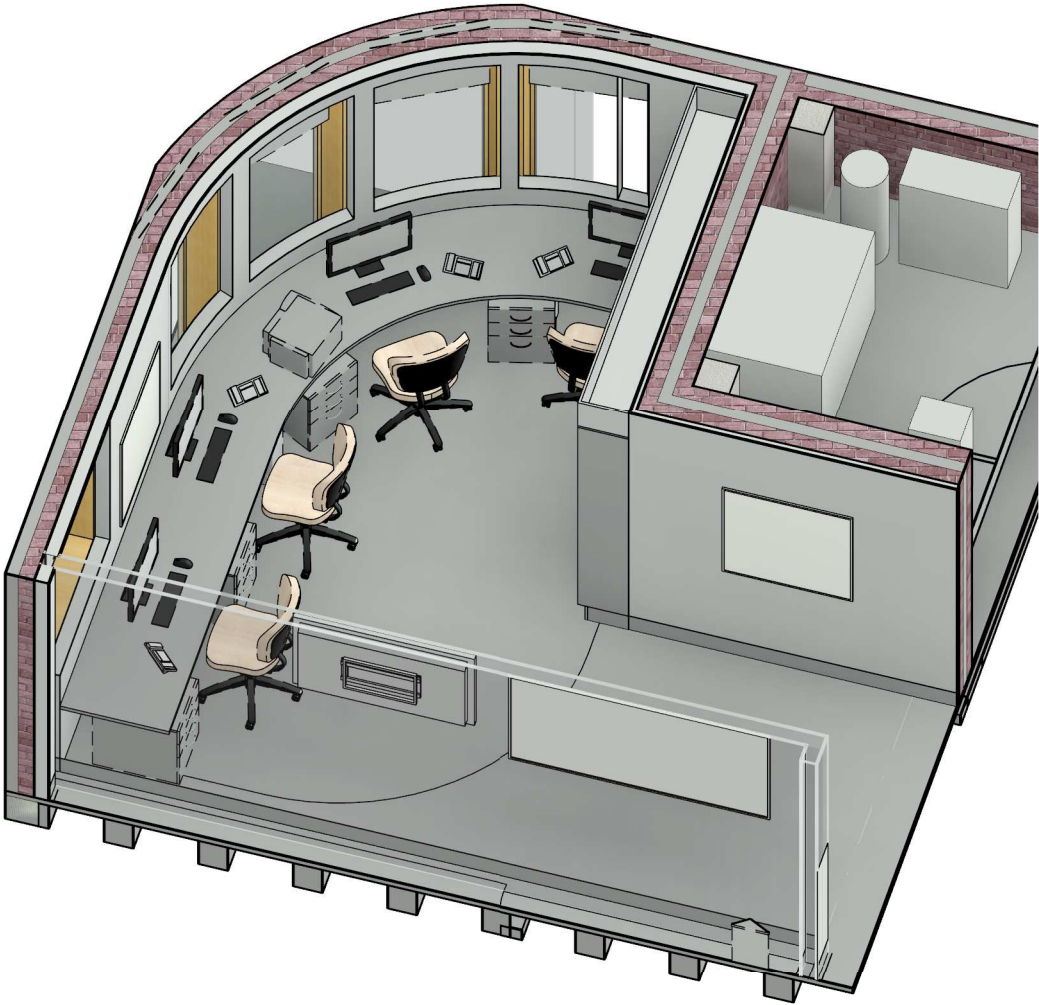
DRAWING TITLE			
STAFF STATION ELEVATIONS ICU.H.001			
SCALE 1 : 50@A3	DATE 02/19/21	DRAWN BY AA	CHECKED SS
PROJECT No 10465	DRAWING No A62-014A	REVISION E	



4 PLAN - WORKROOM
SCALE: 1 : 50



2 RCP - WORKROOM
SCALE: 1 : 50



FFE - ICU.H.042	
Keynote	Description
BINW20	Bin - Waste 20 Litre
BLINDD	BLIND - DOUBLE ROLLER BLIND - SHEER & BROWNOUT
BPSM07	CU UNIT PIGEON HOLES
CBR750	CANTILEVER BRACKET □ 750DP BENCH
CHSC	CHAIR - STAFF CLERICAL ERGONOMIC MEDIUM BACK
CLERPCF	CLERICAL □ FLAT SCREEN AND PC
CLERPRN	CLERICAL - COMPUTER TERMINAL PRINTER - NETWORK (STATE)
MFT	MINERAL FIBRE TILE CEILING 600 X 1200
OB2	OB CUPBOARD - WITHOUT DOORS 700H 900W 350D
OB2sm	OB CUPBOARD-WITHOUT DOOR SITE MEASURED 700H 350D

FFE - ICU.H.042	
Keynote	Description
PBCB	BULKHEAD - PLASTERBOARD
SB900	SPIRIT / WHITE BOARD - 900 LONG
SB1800	SPIRIT / WHITE BOARD - 1800 LONG
SPJ030	AR-10465 - SPECIAL JOINERY BENCH FOR WORKROOM
TELE	TELEPHONE HANDSET - STANDARD
TVLCD55	TELEVISION - LCD FULL HD TV 55" 2MP
TVWB1	TELEVISION WALL BRACKET FULL MOTION
WP1200	WALL PROTECTION 1200H
WSUB2	WORKSTATION □ UNDERBENCH 3 DRAWER MOBILE UNIT

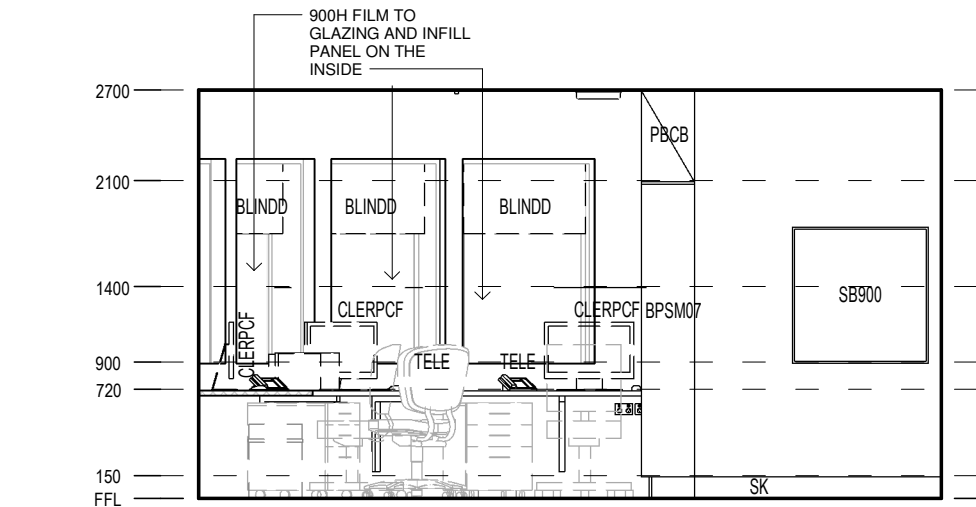
REV	DESCRIPTION	DRN	DATE
A	FOR INFORMATION	28/08/2020	
B	ISSUED FOR REVIEW	AA	16/09/2020
C	ISSUED FOR INFORMATION	AA	14/12/2020
D	PROGRESS ISSUE FOR CLIENT	AA	26/03/2021
E	ISSUED FOR INFORMATION	AA	9/04/2021
F	ISSUED TO QUANTITY SURVEYOR	AA	21/05/2021
G	ISSUED FOR PRE-TENDER	AA	26/05/2021
H	ISSUED FOR TENDER	AA	03/06/2021

DIMENSIONS	
USE FIGURED DIMENSIONS. DO NOT SCALE. CONTRACTORS MUST VERIFY ALL DIMENSIONS ON THE SITE BEFORE COMMENCING ANY WORK OR MAKING ANY SHOP DRAWING WHICH MUST BE SUBMITTED AND REVIEWED BEFORE MANUFACTURE.	
COPYRIGHT	
ALL RIGHTS RESERVED. THIS WORK IS COPYRIGHT AND CANNOT BE REPRODUCED OR COPIED IN ANY FORM OR BY ANY MEANS (GRAPHIC, ELECTRONIC OR MECHANICAL, INCLUDING PHOTOCOPYING) WITHOUT THE WRITTEN PERMISSION OF THE PRINCIPAL UNDER THE TERMS OF THE CONTRACT. ANY LICENCE, EXPRESS OR IMPLIED, TO USE THE DOCUMENT FOR ANY PURPOSE WHATSOEVER IS RESTRICTED TO THE TERMS OF THE AGREEMENT OR IMPLIED AGREEMENT WITH THE PRINCIPAL UNDER THE TERMS OF THE CONTRACT.	
ALSO REFER TO STH STANDARD SERVICE POINTS DISCLAIMER AND FF&E SPECIFICATION NOTES	

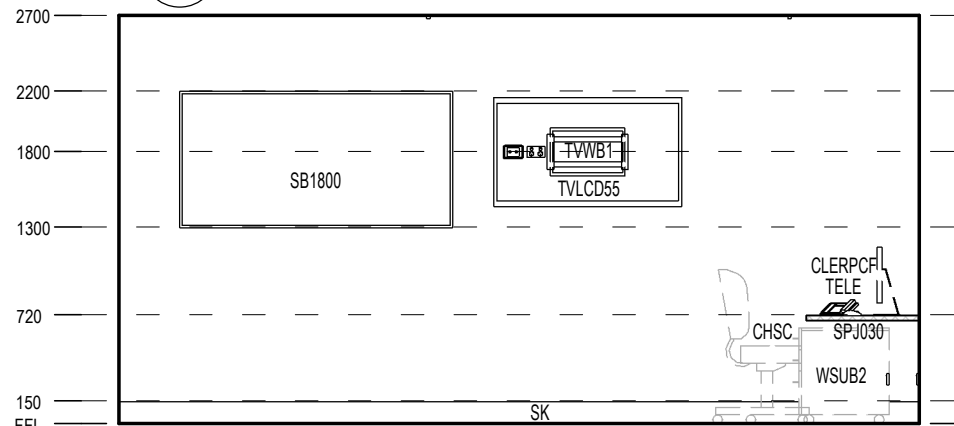
ARCHITECTS	
<div><div>BPSMarchitects</div><div>STH</div></div>	
ABN: 21 134 476 065 PELACO COMPLEX, BUILDING 3, LEVEL 2 21-31 GOODWOOD ST, RICHMOND VIC 3121, AUSTRALIA PH: (03) 9885 2333 FAX: (03) 9885 2455	
THIS ARCHITECTURAL DESIGN IS THE COPYRIGHT OF SILVER THOMAS HANLEY (AUS) PTY LTD ABN 21 134 476 065 AND SHALL NOT BE REPRODUCED WITHOUT THEIR WRITTEN PERMISSION	

CLIENT	
<div><div>RHH</div><div>ROYAL HOBART HOSPITAL</div></div>	
PROJECT	
RHH - ICU EXPANSION, H BLOCK, LEVEL ONE 48 LIVERPOOL STREET, HOBART	
ISSUED FOR INFORMATION	

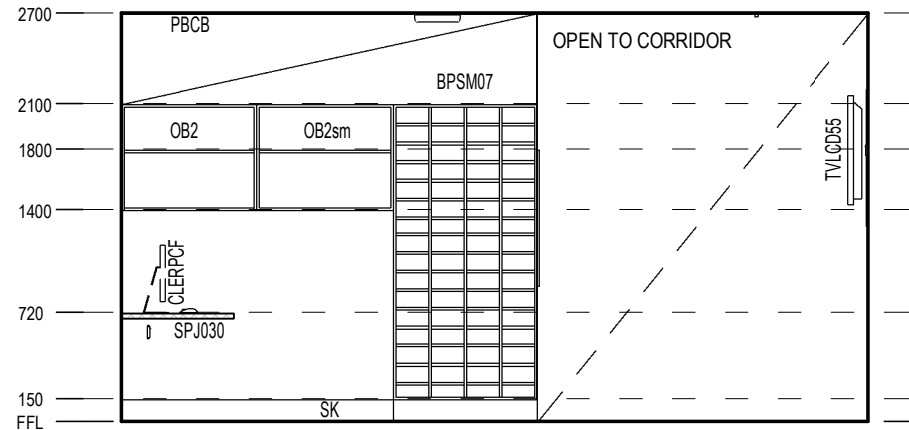
DRAWING TITLE			
WORKROOM PLANS ICU.H.042			
SCALE 1 : 50@A3	DATE 28/08/20	DRAWN BY AA	CHECKED SS
PROJECT No 10465	DRAWING No A62-015	REVISION H	



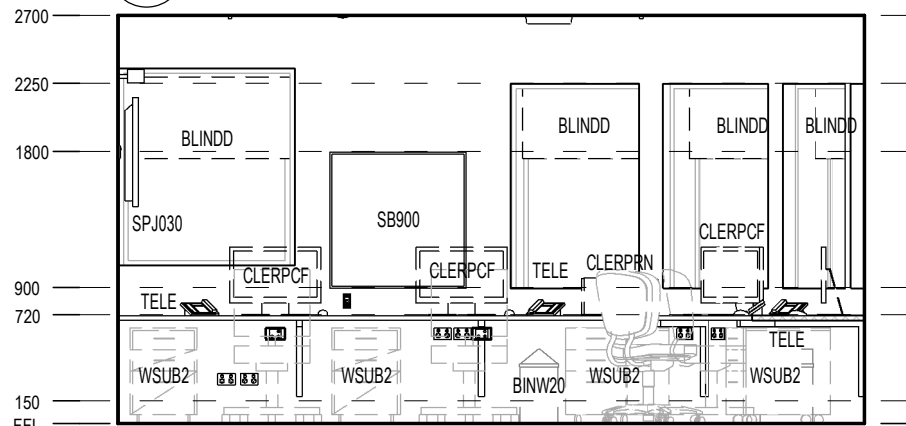
A ELEVATION
SCALE: 1 : 50



C ELEVATION
SCALE: 1 : 50



B ELEVATION
SCALE: 1 : 50



D ELEVATION
SCALE: 1 : 50

FFE - ICU.H.042	
Keynote	Description
BINW20	Bin - Waste 20 Litre
BLINDD	BLIND - DOUBLE ROLLER BLIND - SHEER & BROWNOUT
BPSM07	CU UNIT PIGEON HOLES
CBR750	CANTILEVER BRACKET □ 750DP BENCH
CHSC	CHAIR - STAFF CLERICAL ERGONOMIC MEDIUM BACK
CLERPCF	CLERICAL □ FLAT SCREEN AND PC
CLERPRN	CLERICAL - COMPUTER TERMINAL PRINTER - NETWORK (STATE)
MFT	MINERAL FIBRE TILE CEILING 600 X 1200
OB2	OB CUPBOARD - WITHOUT DOORS 700H 900W 350D
OB2sm	OB CUPBOARD-WITHOUT DOOR SITE MEASURED 700H 350D

FFE - ICU.H.042	
Keynote	Description
PBCB	BULKHEAD - PLASTERBOARD
SB900	SPIRIT / WHITE BOARD - 900 LONG
SB1800	SPIRIT / WHITE BOARD - 1800 LONG
SPJ030	AR-10465 - SPECIAL JOINERY BENCH FOR WORKROOM
TELE	TELEPHONE HANDSET - STANDARD
TVLCD55	TELEVISION - LCD FULL HD TV 55" 2MP
TVWB1	TELEVISION WALL BRACKET FULL MOTION
WP1200	WALL PROTECTION 1200H
WSUB2	WORKSTATION □ UNDERBENCH 3 DRAWER MOBILE UNIT

REV	DESCRIPTION	DRN	DATE
A	PROGRESS ISSUE FOR CLIENT	AA	26/03/2021
B	ISSUED FOR INFORMATION	AA	9/04/2021
C	ISSUED TO QUANTITY SURVEYOR	AA	21/05/2021
D	ISSUED FOR PRE-TENDER	AA	26/05/2021
E	ISSUED FOR TENDER	AA	03/06/2021

DIMENSIONS
USE FIGURED DIMENSIONS. DO NOT SCALE. CONTRACTORS MUST VERIFY ALL DIMENSIONS ON THE SITE BEFORE COMMENCING ANY WORK OR MAKING ANY SHOP DRAWING WHICH MUST BE SUBMITTED AND REVIEWED BEFORE MANUFACTURE.

COPYRIGHT
ALL RIGHTS RESERVED. THIS WORK IS COPYRIGHT AND CANNOT BE REPRODUCED OR COPIED IN ANY FORM OR BY ANY MEANS (GRAPHIC, ELECTRONIC OR MECHANICAL, INCLUDING PHOTOCOPYING) WITHOUT THE WRITTEN PERMISSION OF THE PRINCIPAL UNDER THE TERMS OF THE CONTRACT. ANY LICENCE, EXPRESS OR IMPLIED, TO USE THE DOCUMENT FOR ANY PURPOSE WHATSOEVER IS RESTRICTED TO THE TERMS OF THE AGREEMENT OR IMPLIED AGREEMENT WITH THE PRINCIPAL UNDER THE TERMS OF THE CONTRACT.

ALSO REFER TO STH STANDARD SERVICE POINTS DISCLAIMER AND FF&E SPECIFICATION NOTES

ARCHITECTS

BPSM architects
Bush Parkes Shugg & Moon

STH

ABN: 21 134 476 065
PELACO COMPLEX, BUILDING 3, LEVEL 2
21-31 GOODWOOD ST, RICHMOND VIC 3121, AUSTRALIA
PH: (03) 9885 2333 FAX: (03) 9885 2455

THIS ARCHITECTURAL DESIGN IS THE COPYRIGHT OF SILVER THOMAS HANLEY (AUS) PTY LTD ABN 21 134 476 065 AND SHALL NOT BE REPRODUCED WITHOUT THEIR WRITTEN PERMISSION

CLIENT

RHH
ROYAL HOBART HOSPITAL

PROJECT

RHH - ICU EXPANSION, H BLOCK, LEVEL ONE
48 LIVERPOOL STREET, HOBART

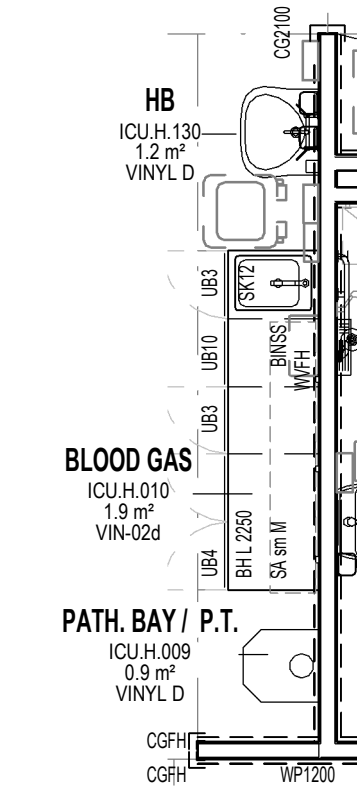
ISSUED FOR INFORMATION

DRAWING TITLE

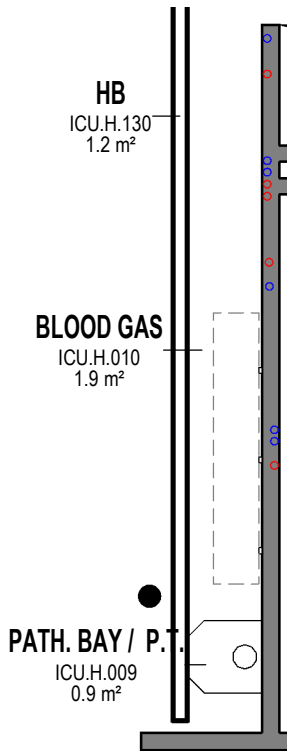
WORKROOM ELEVATIONS ICU.H.042

SCALE 1 : 50@A3 DATE 02/19/21 DRAWN BY AA CHECKED SS

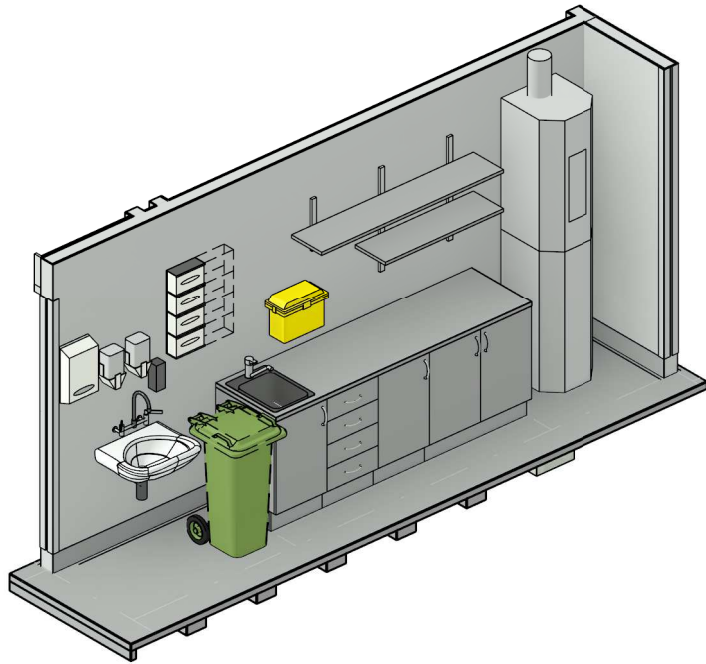
PROJECT No 10465 DRAWING No A62-015A REVISION **E**



1 PLAN - BLOOD GAS
SCALE: 1 : 50



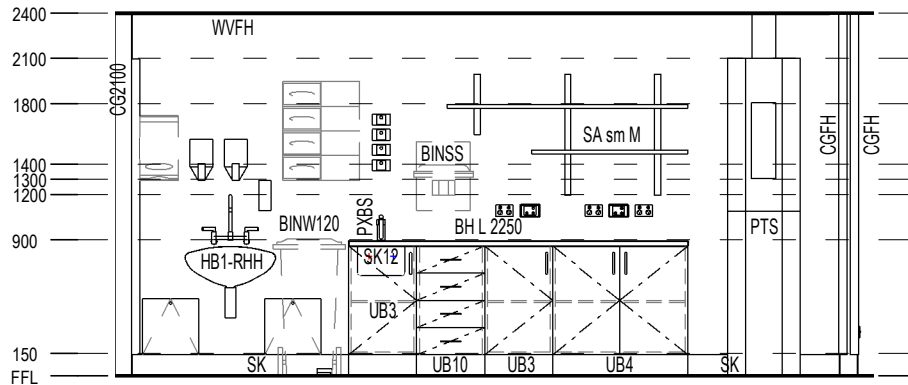
2 RCP - BLOOD GAS
SCALE: 1 : 50



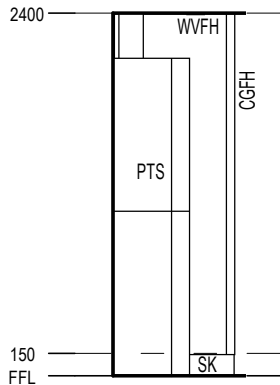
FFE - ICU.H.010	
Keynote	Description
BH L	BENCH HIGH LAMINATE FINISH
BINSS	BIN - SHARPS DISPOSAL SMALL, WALL MOUNTED
BRKTST	BRACKET - SHARPS DISPOSAL, TROLLEY MOUNTED
PBC	PLASTERBOARD CEILING FLUSH
PXBS	PLUMBING - FLICKMIXER BENCH MOUNTED FOR SINKS
SA sm M	25mm Thick Melamine Adjustable Shelves Site Measured Length
SK12	SINK - SMALL
UB3	UB CUPBOARD WITH DOOR 450W
UB4	UB CUPBOARD WITH DOORS 900W
UB10	UB UNIT WITH 4 DRAWERS 450W
WVFH	WALL VINYL FULL HEIGHT

FFE - ICU.H.009	
Keynote	Description
CGFH	FULL HEIGHT CORNER GUARDS
PBC	PLASTERBOARD CEILING FLUSH
PTS	PNEUMATIC TUBE STATION
VINYL D	VINYL D
WVFH	WALL VINYL FULL HEIGHT

FFE - ICU.H.130	
Keynote	Description
BINW120	BIN - WASTE 120 LITRE FM
CG2100	CORNER GUARD 2100 HIGH
DISAD	Dispenser - Antiseptic
DISGD	DISPENSER - GLOVE - 4 SIZES
DISMD	Dispenser □ Moisturiser
DISPD	DISPENSER - PAPER TOWEL
DISSD	Dispenser - Soap
HB1	HANDWASH BASIN - STAFF SCRUB WITH LEVER HANDLES
PBC	PLASTERBOARD CEILING FLUSH
PLTW	PLUMBING - LEVER TAPS WALL MOUNTED
VINYL D	VINYL D
WVFH	WALL VINYL FULL HEIGHT



B ELEVATION
SCALE: 1 : 50



C ELEVATION
SCALE: 1 : 50

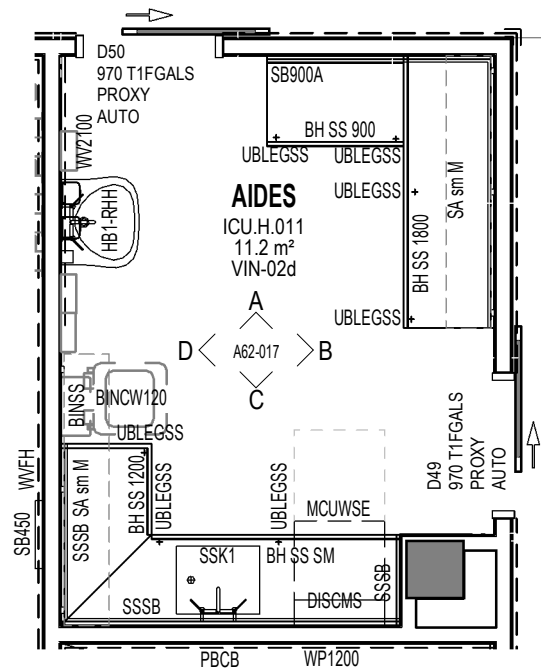
REV	DESCRIPTION	DRN	DATE
A	ISSUED FOR INFORMATION	AA	14/12/2020
B	PROGRESS ISSUE FOR CLIENT	AA	26/03/2021
C	ISSUED FOR INFORMATION	AA	9/04/2021
D	ISSUED TO QUANTITY SURVEYOR	AA	21/05/2021
E	ISSUED FOR PRE-TENDER	AA	26/05/2021
F	ISSUED FOR TENDER	AA	03/06/2021

DIMENSIONS	
USE FIGURED DIMENSIONS. DO NOT SCALE. CONTRACTORS MUST VERIFY ALL DIMENSIONS ON THE SITE BEFORE COMMENCING ANY WORK OR MAKING ANY SHOP DRAWING WHICH MUST BE SUBMITTED AND REVIEWED BEFORE MANUFACTURE.	
COPYRIGHT	
ALL RIGHTS RESERVED. THIS WORK IS COPYRIGHT AND CANNOT BE REPRODUCED OR COPIED IN ANY FORM OR BY ANY MEANS (GRAPHIC, ELECTRONIC OR MECHANICAL, INCLUDING PHOTOCOPYING) WITHOUT THE WRITTEN PERMISSION OF THE PRINCIPAL UNDER THE TERMS OF THE CONTRACT. ANY LICENCE, EXPRESS OR IMPLIED, TO USE THE DOCUMENT FOR ANY PURPOSE WHATSOEVER IS RESTRICTED TO THE TERMS OF THE AGREEMENT OR IMPLIED AGREEMENT WITH THE PRINCIPAL UNDER THE TERMS OF THE CONTRACT.	
ALSO REFER TO STH STANDARD SERVICE POINTS DISCLAIMER AND FF&E SPECIFICATION NOTES	

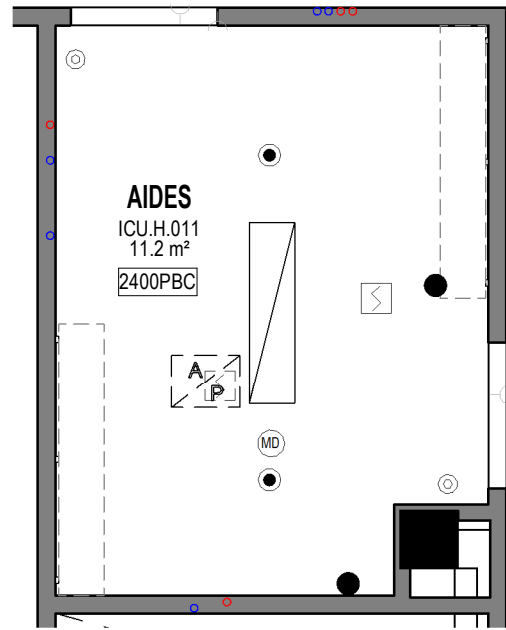
ARCHITECTS	
<div><div>BPSMarchitects</div><div>STH</div></div>	
ABN: 21 134 476 065 PELACO COMPLEX, BUILDING 3, LEVEL 2 21-31 GOODWOOD ST, RICHMOND VIC 3121, AUSTRALIA PH: (03) 9885 2333 FAX: (03) 9885 2455	
THIS ARCHITECTURAL DESIGN IS THE COPYRIGHT OF SILVER THOMAS HANLEY (AUS) PTY LTD ABN 21 134 476 065 AND SHALL NOT BE REPRODUCED WITHOUT THEIR WRITTEN PERMISSION	

CLIENT	
<div><div>RHH</div><div>ROYAL HOBART HOSPITAL</div></div>	
PROJECT	
RHH - ICU EXPANSION, H BLOCK, LEVEL ONE 48 LIVERPOOL STREET, HOBART	
ISSUED FOR INFORMATION	

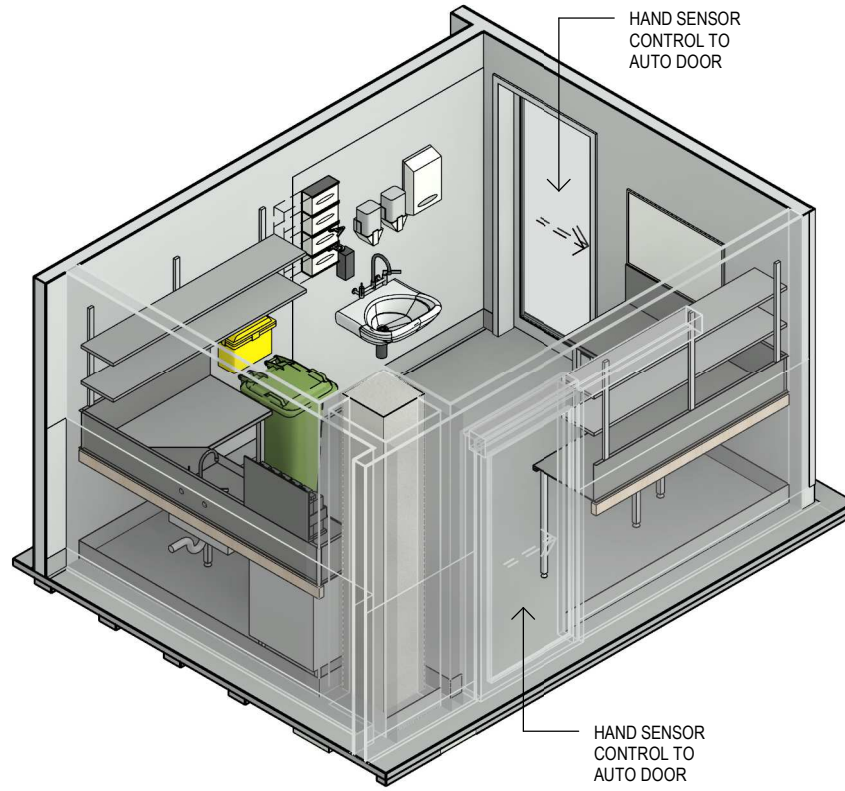
DRAWING TITLE			
BLOOD GAS / P.T. / HB ICU.H.010 / ICU.H.130 / ICU.H.009			
SCALE 1 : 50@A3	DATE 11/19/20	DRAWN BY AA	CHECKED SS
PROJECT No 10465	DRAWING No A62-016	REVISION F	



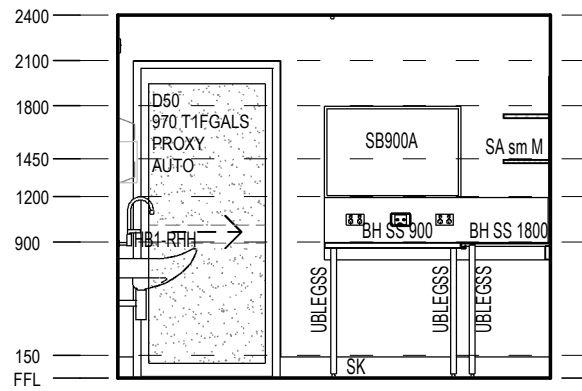
1 PLAN - AIDES
SCALE: 1 : 50



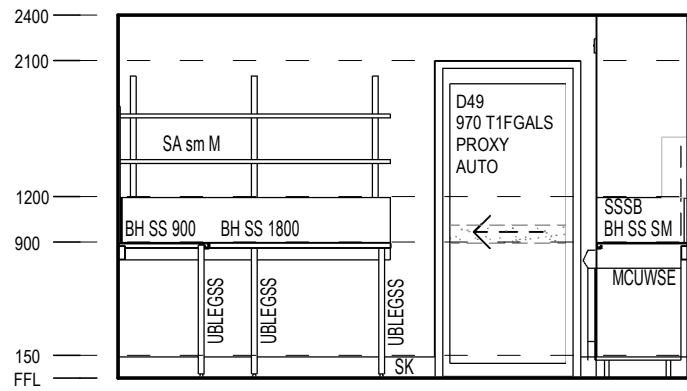
7 RCP - AIDES
SCALE: 1 : 50



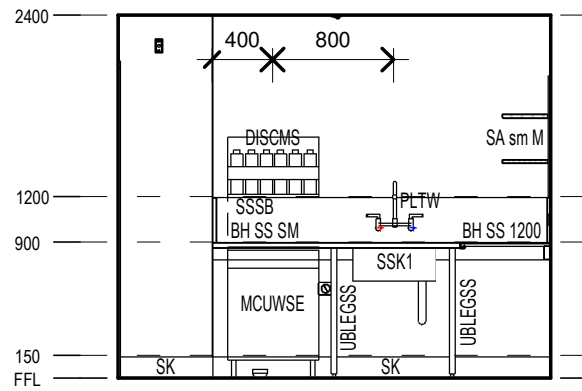
FFE - ICU.H.011	
Keynote	Description
BH SS	BENCH HIGH - STAINLESS STEEL
BINCW120	BIN - CONTAMINATED WASTE 120 LITRE
BINSS	BIN - SHARPS DISPOSAL SMALL, WALL MOUNTED
BPSM01	BPSM AIDES JOINERY
BRKTST	BRACKET - SHARPS DISPOSAL, TROLLEY MOUNTED
DISAD	Dispenser - Antiseptic
DISCMS	DISPENSER - CHEMICAL MANAGEMENT SYSTEM
DISGD	DISPENSER - GLOVE - 4 SIZES
DISMD	Dispenser □ Moisturiser
DISPD	DISPENSER - PAPER TOWEL
DISSD	Dispenser - Soap
HB1	HANDWASH BASIN - STAFF SCRUB WITH LEVER HANDLES
MCUWSE	Medical Cleaning Equipment □ Utensil Washer Sanitizer
PBC	PLASTERBOARD CEILING FLUSH
PLTW	PLUMBING - LEVER TAPS WALL MOUNTED
SA sm M	25mm Thick Melamine Adjustable Shelves Site Measured Length
SB900A	SPIRIT / WHITE BOARD - 900 LONG X 600H
SSK1	Sink - Integral Stainless Steel Single Bowl 250 Deep
SSSB	SPLASHBACK □ STAINLESS STEEL
UBLEGSS	Underbench Leg - Stainless Steel
WV2100	WALL VINYL 2100 HIGH



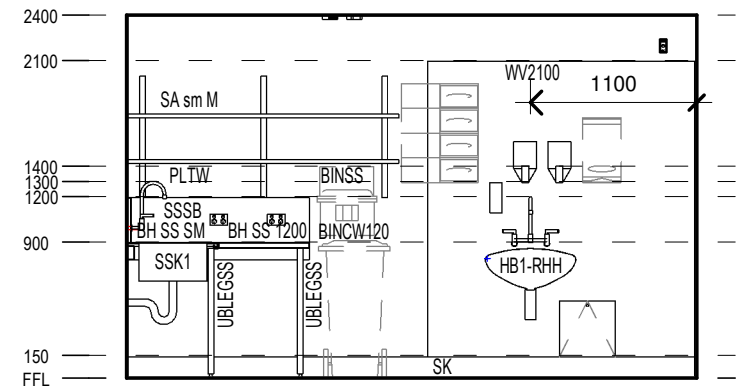
A ELEVATION
SCALE: 1 : 50



B ELEVATION
SCALE: 1 : 50



C ELEVATION
SCALE: 1 : 50



D ELEVATION
SCALE: 1 : 50

REV	DESCRIPTION	DRN	DATE
A	ISSUED FOR INFORMATION	AA	14/12/2020
B	PROGRESS ISSUE FOR CLIENT	AA	26/03/2021
C	ISSUED FOR INFORMATION	AA	9/04/2021
D	ISSUED TO QUANTITY SURVEYOR	AA	21/05/2021
E	ISSUED FOR PRE-TENDER	AA	26/05/2021
F	ISSUED FOR TENDER	AA	03/06/2021

DIMENSIONS
USE FIGURED DIMENSIONS. DO NOT SCALE. CONTRACTORS MUST VERIFY ALL DIMENSIONS ON THE SITE BEFORE COMMENCING ANY WORK OR MAKING ANY SHOP DRAWING WHICH MUST BE SUBMITTED AND REVIEWED BEFORE MANUFACTURE.

COPYRIGHT
ALL RIGHTS RESERVED. THIS WORK IS COPYRIGHT AND CANNOT BE REPRODUCED OR COPIED IN ANY FORM OR BY ANY MEANS (GRAPHIC, ELECTRONIC OR MECHANICAL, INCLUDING PHOTOCOPYING) WITHOUT THE WRITTEN PERMISSION OF THE PRINCIPAL UNDER THE TERMS OF THE CONTRACT. ANY LICENCE, EXPRESS OR IMPLIED, TO USE THE DOCUMENT FOR ANY PURPOSE WHATSOEVER IS RESTRICTED TO THE TERMS OF THE AGREEMENT OR IMPLIED AGREEMENT WITH THE PRINCIPAL UNDER THE TERMS OF THE CONTRACT.

ALSO REFER TO STH STANDARD SERVICE POINTS DISCLAIMER AND FF&E SPECIFICATION NOTES

ARCHITECTS

STH

ABN: 21 134 476 065
PELACO COMPLEX, BUILDING 3, LEVEL 2
21-31 GOODWOOD ST, RICHMOND VIC 3121, AUSTRALIA
PH: (03) 9885 2333 FAX: (03) 9885 2455

THIS ARCHITECTURAL DESIGN IS THE COPYRIGHT OF SILVER THOMAS HANLEY (AUS) PTY LTD ABN 21 134 476 065 AND SHALL NOT BE REPRODUCED WITHOUT THEIR WRITTEN PERMISSION

CLIENT

RHH
ROYAL HOBART HOSPITAL

PROJECT

RHH - ICU EXPANSION, H
48 LIVERPOOL STREET, HOBART

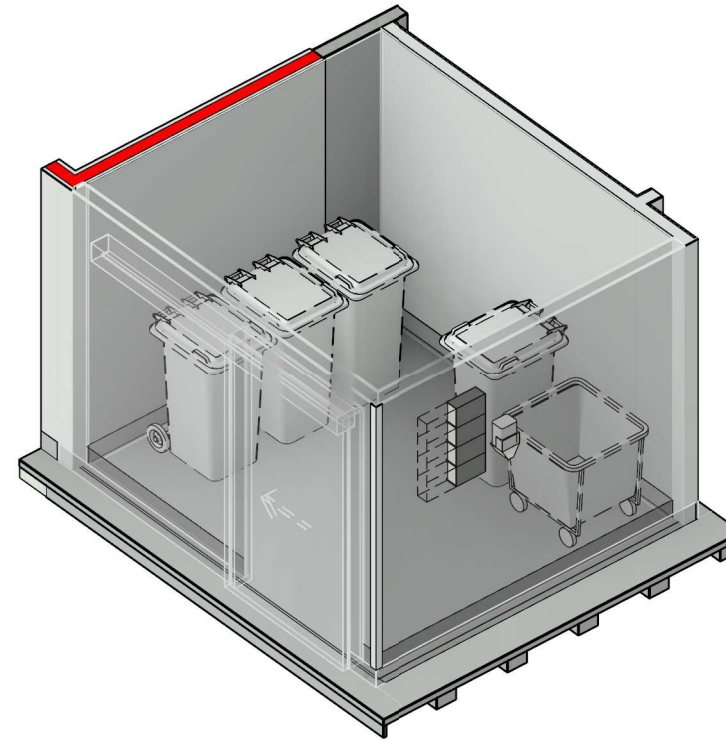
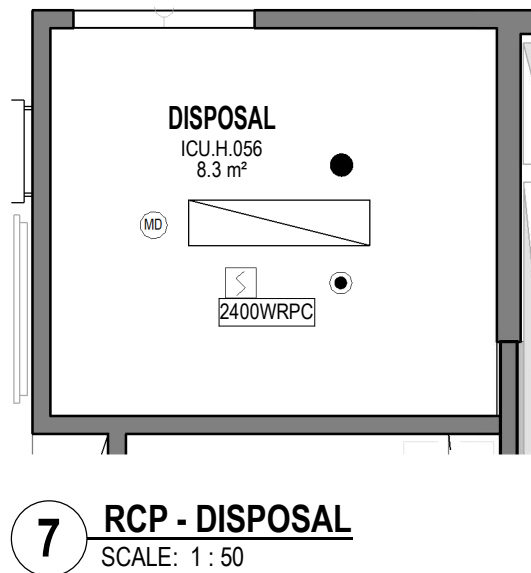
ISSUED FOR INFORMATION

DRAWING TITLE

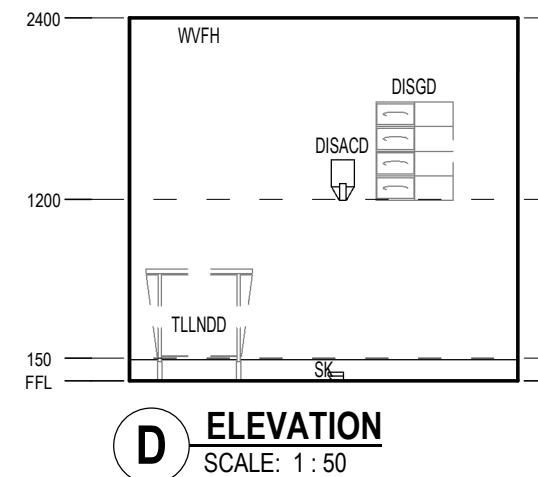
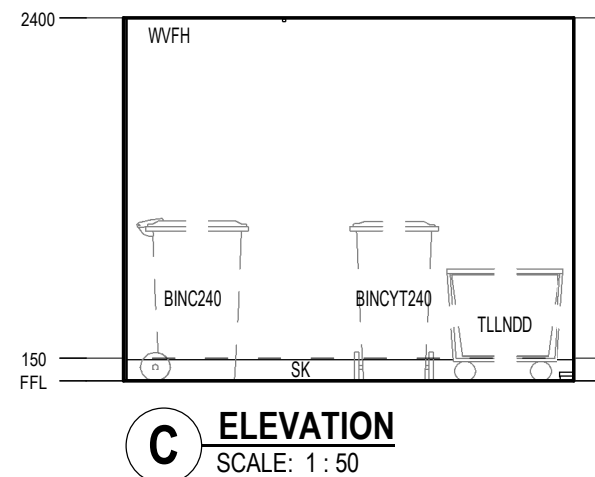
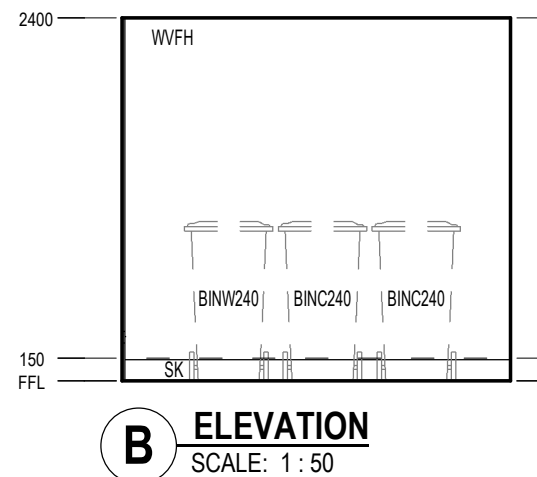
AIDES
ICU.H.011

SCALE 1 : 50@A3 DATE 11/19/20 DRAWN BY AA CHECKED SS

PROJECT No 10465 DRAWING No A62-017 REVISION **F**



FFE - ICU.H.056	
Keynote	Description
BINC240	Bin - Clinical Waste 240 Litre
BINCYT240	Bin - Cytotoxic 240 Litre
BINW240	Bin - Waste 240 Litre
DISACD	Dispenser - Alcohol Chlorohexadine
DISGD	DISPENSER - GLOVE - 4 SIZES
TLLNDD	TROLLEY □ LINEN DIRTY DOUBLE
WRPC	WATER RESISTANT PLASTERBOARD CEILING
WVFH	WALL VINYL FULL HEIGHT



REV	DESCRIPTION	DRN	DATE
A	ISSUED FOR INFORMATION	AA	14/12/2020
B	PROGRESS ISSUE FOR CLIENT	AA	26/03/2021
C	ISSUED FOR INFORMATION	AA	9/04/2021
D	ISSUED TO QUANTITY SURVEYOR	AA	21/05/2021
E	ISSUED FOR PRE-TENDER	AA	26/05/2021
F	ISSUED FOR TENDER	AA	03/06/2021

DIMENSIONS
USE FIGURED DIMENSIONS, DO NOT SCALE. CONTRACTORS MUST
VERIFY ALL DIMENSIONS ON THE SITE BEFORE COMMENCING ANY
WORK OR MAKING ANY SHOP DRAWING WHICH MUST BE SUBMITTED
AND REVIEWED BEFORE MANUFACTURE.

COPYRIGHT
ALL RIGHTS RESERVED. THIS WORK IS COPYRIGHT AND CANNOT BE
REPRODUCED OR COPIED IN ANY FORM OR BY ANY MEANS
(GRAPHIC, ELECTRONIC OR MECHANICAL, INCLUDING
PHOTOCOPYING) WITHOUT THE WRITTEN PERMISSION OF THE
PRINCIPAL UNDER THE TERMS OF THE CONTRACT, ANY LICENCE,
EXPRESS OR IMPLIED, TO USE THE DOCUMENT FOR ANY PURPOSE
WHATSOEVER IS RESTRICTED TO THE TERMS OF THE AGREEMENT
OR IMPLIED AGREEMENT WITH THE PRINCIPAL UNDER THE TERMS
OF THE CONTRACT.

**ALSO REFER TO STH STANDARD SERVICE POINTS
DISCLAIMER AND F&B&E SPECIFICATION NOTES**

ARCHITECTS


STH

ABN: 21 134 476 065

PELACO COMPLEX, BUILDING 3, LEVEL 2
21-31 GOODWOOD ST, RICHMOND VIC 3121, AUSTRALIA
PH: (03) 9885 2333 FAX: (03) 9885 2455

THIS ARCHITECTURAL DESIGN IS THE COPYRIGHT OF SILVER THOMAS
HANLEY (AUS) PTY LTD ABN 21 134 476 065 AND SHALL NOT BE
REPRODUCED WITHOUT THEIR WRITTEN PERMISSION

CLIENT

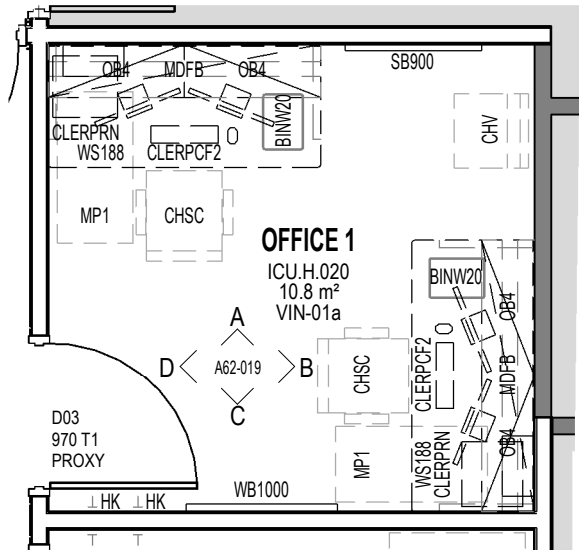
 **RHH**
ROYAL HOBART HOSPITAL

PROJECT

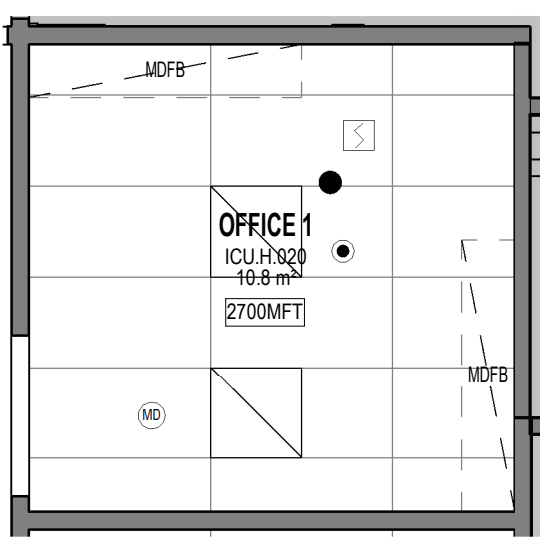
RHH - ICU EXPANSION, H
48 LIVERPOOL STREET, HOBART

ISSUED FOR INFORMATION

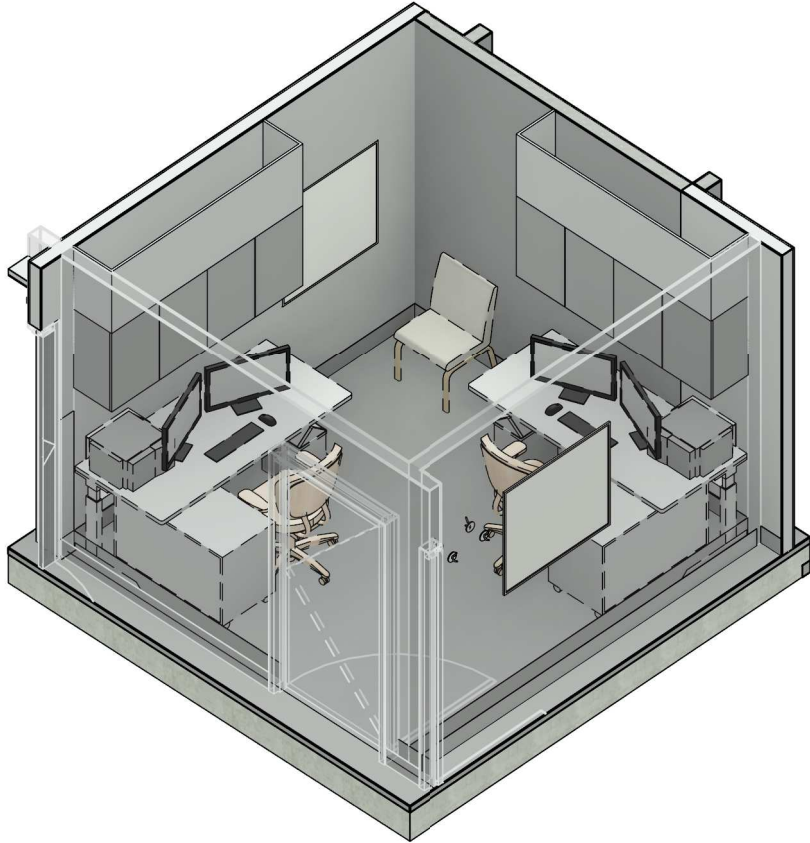
DRAWING TITLE			
DISPOSAL			
ICU.H.056			
SCALE	DATE	DRAWN BY	CHECKED
1 : 50@A3	11/19/20	AA	SS
PROJECT No	DRAWING No	REVISION	
10465	A62-018	F	



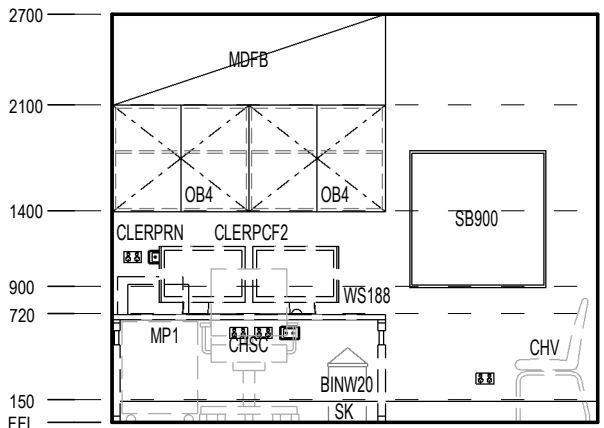
8 PLAN - OFFICE 1
SCALE: 1 : 50



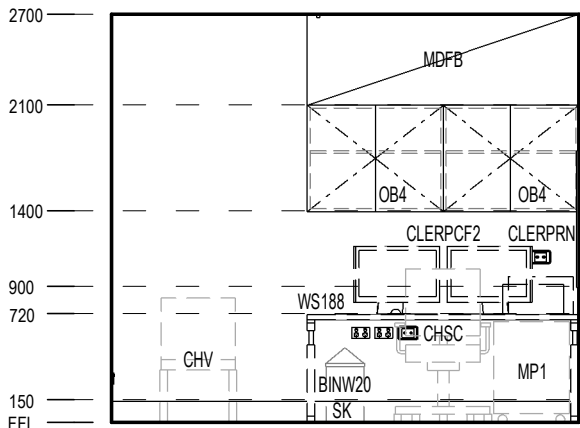
**2 OFFICE 2
ICU.H.020 - OFFICE 1**
SCALE: 1 : 50



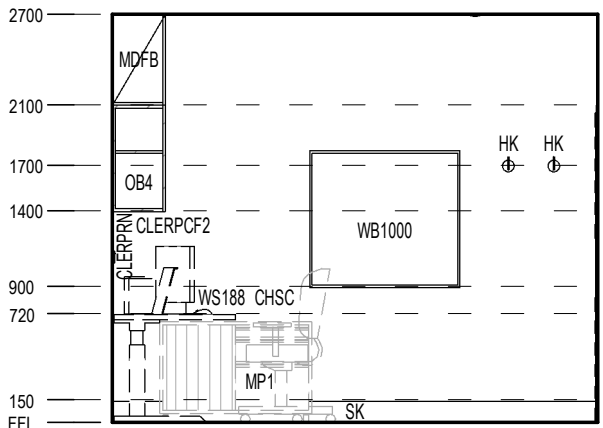
FFE - ICU.H.020	
Keynote	Description
BINW20	Bin - Waste 20 Litre
CHSC	CHAIR - STAFF CLERICAL ERGONOMIC MEDIUM BACK
CHV	Chair - Visitor without arms
CLERPCF2	CLERICAL - 2No. FLAT SCREENS AND PC
CLERPRN	CLERICAL - COMPUTER TERMINAL PRINTER - NETWORK (STATE)
HK	Hook - Hat & Coat - Standard
MDFB	BULKHEAD - MDF
MFT	MINERAL FIBRE TILE CEILING 600 X 1200
MP1	Workstation - Mobile Pedestal 1000 x 500dp
OB4	OB CUPBOARD - WITH DOORS 700H 900W 350D LOCKABLE
SB900	SPIRIT / WHITE BOARD - 900 LONG
WB1000	WHITE BOARD - 1000 LONG
WS188	WORKSTATION - 1800 X 800DP



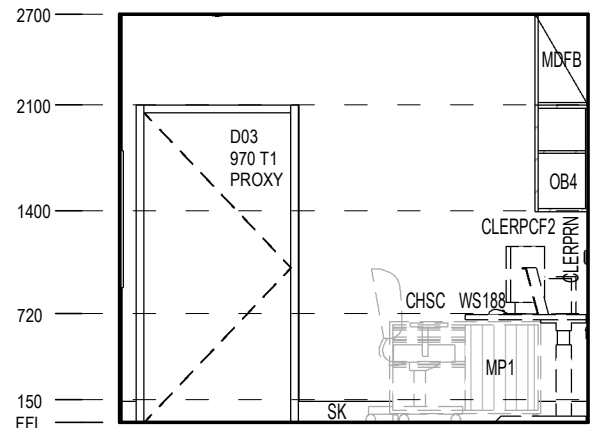
A ELEVATION
SCALE: 1 : 50



B ELEVATION
SCALE: 1 : 50



C ELEVATION
SCALE: 1 : 50



D ELEVATION
SCALE: 1 : 50

REV	DESCRIPTION	DRN	DATE
A	ISSUED FOR INFORMATION	AA	14/12/2020
B	PROGRESS ISSUE FOR CLIENT	AA	26/03/2021
C	ISSUED FOR INFORMATION	AA	9/04/2021
D	ISSUED TO QUANTITY SURVEYOR	AA	21/05/2021
E	ISSUED FOR PRE-TENDER	AA	26/05/2021
F	ISSUED FOR TENDER	AA	03/06/2021

DIMENSIONS
USE FIGURED DIMENSIONS. DO NOT SCALE. CONTRACTORS MUST VERIFY ALL DIMENSIONS ON THE SITE BEFORE COMMENCING ANY WORK OR MAKING ANY SHOP DRAWING WHICH MUST BE SUBMITTED AND REVIEWED BEFORE MANUFACTURE.

COPYRIGHT
ALL RIGHTS RESERVED. THIS WORK IS COPYRIGHT AND CANNOT BE REPRODUCED OR COPIED IN ANY FORM OR BY ANY MEANS (GRAPHIC, ELECTRONIC OR MECHANICAL, INCLUDING PHOTOCOPYING) WITHOUT THE WRITTEN PERMISSION OF THE PRINCIPAL UNDER THE TERMS OF THE CONTRACT. ANY LICENCE, EXPRESS OR IMPLIED, TO USE THE DOCUMENT FOR ANY PURPOSE WHATSOEVER IS RESTRICTED TO THE TERMS OF THE AGREEMENT OR IMPLIED AGREEMENT WITH THE PRINCIPAL UNDER THE TERMS OF THE CONTRACT.

ALSO REFER TO STH STANDARD SERVICE POINTS DISCLAIMER AND FF&E SPECIFICATION NOTES

ARCHITECTS

BPSM architects
Bush Parkes Shugg & Moon

STH

ABN: 21 134 476 065
PELACO COMPLEX, BUILDING 3, LEVEL 2
21-31 GOODWOOD ST, RICHMOND VIC 3121, AUSTRALIA
PH: (03) 9885 2333 FAX: (03) 9885 2455

THIS ARCHITECTURAL DESIGN IS THE COPYRIGHT OF SILVER THOMAS HANLEY (AUS) PTY LTD ABN 21 134 476 065 AND SHALL NOT BE REPRODUCED WITHOUT THEIR WRITTEN PERMISSION

CLIENT

RHH
ROYAL HOBART HOSPITAL

PROJECT

RHH - ICU EXPANSION, H BLOCK, LEVEL ONE
48 LIVERPOOL STREET, HOBART

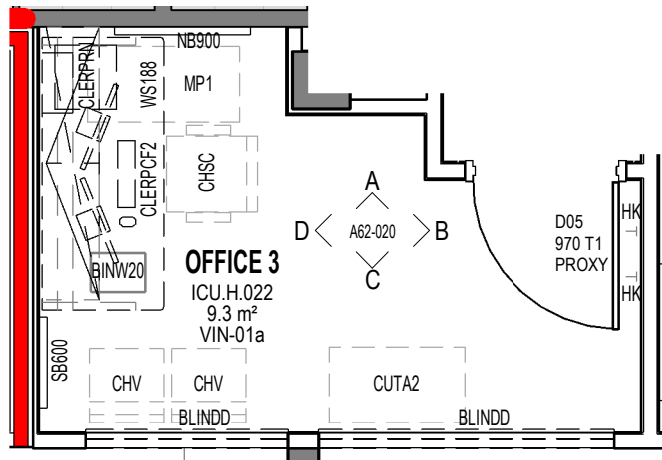
ISSUED FOR INFORMATION

DRAWING TITLE

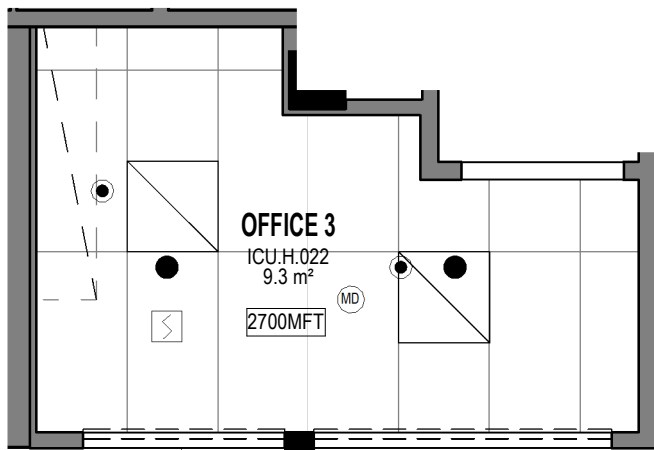
OFFICE 1

SCALE: 1 : 50@A3 DATE: 11/19/20 DRAWN BY: AA CHECKED: SS

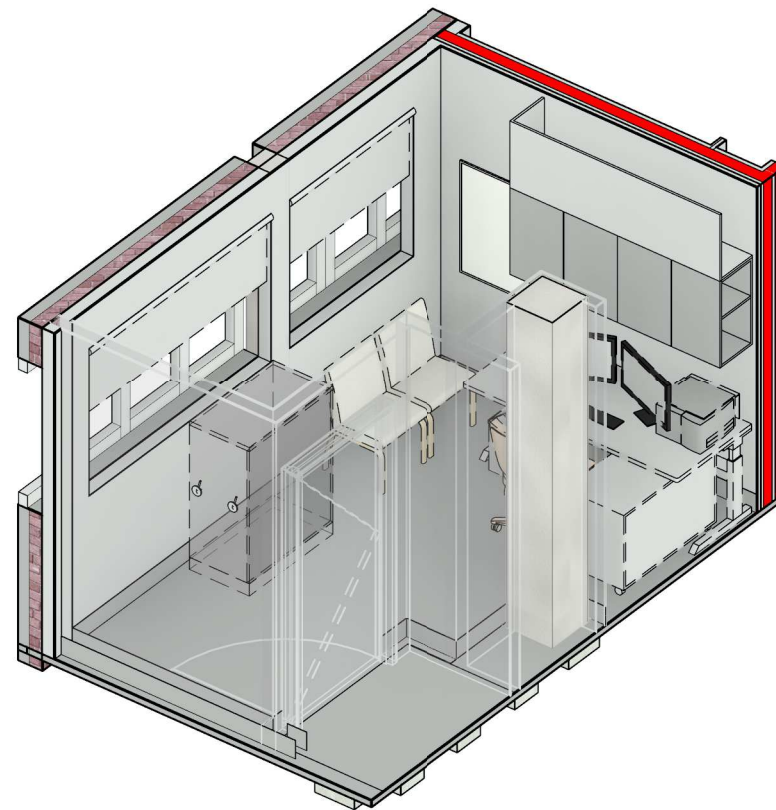
PROJECT No: 10465 DRAWING No: A62-019 REVISION: F



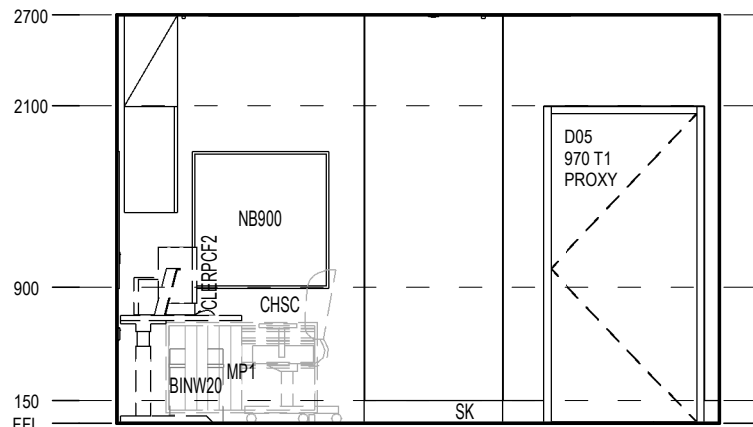
1 PLAN - OFFICE 3
SCALE: 1 : 50



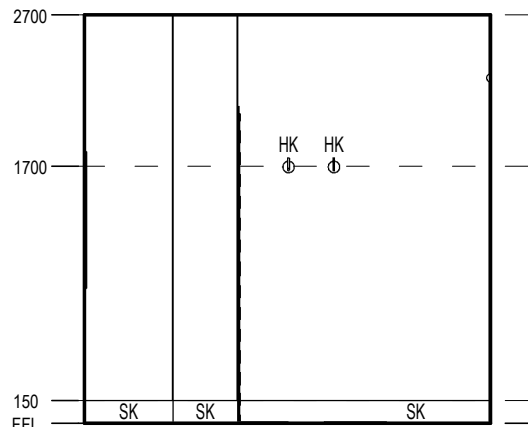
7 RCP - OFFICE 2
SCALE: 1 : 50



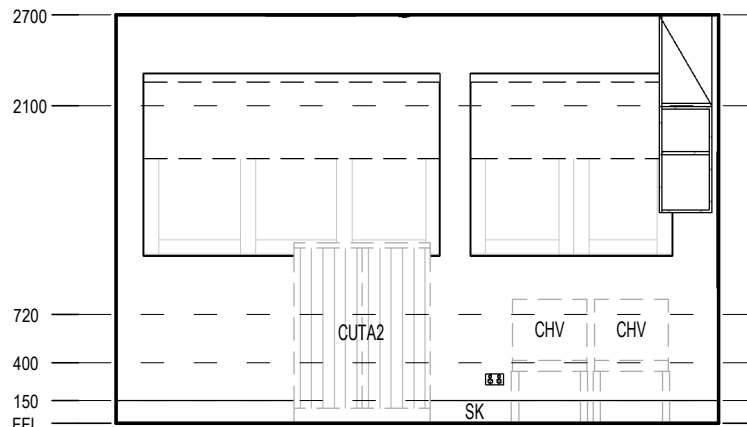
FFE - ICU.H.022	
Keynote	Description
BINW20	Bin - Waste 20 Litre
BLINDD	BLIND - DOUBLE ROLLER BLIND - SHEER & BROWNOUT
CHSC	CHAIR - STAFF CLERICAL ERGONOMIC MEDIUM BACK
CHV	Chair - Visitor without arms
CLERPCF2	CLERICAL - 2No. FLAT SCREENS AND PC
CLERPRN	CLERICAL - COMPUTER TERMINAL PRINTER - NETWORK (STATE)
CUTA2	TALL CUP'D TAMBOUR UNIT 1200H 900W 500D
HK	Hook - Hat & Coat - Standard
MDFB	BULKHEAD - MDF
MFT	MINERAL FIBRE TILE CEILING 600 X 1200
MP1	Workstation - Mobile Pedestal 1000 x 500dp
NB900	NOTICE BOARD - 900 LONG
OB4	OB CUPBOARD - WITH DOORS 700H 900W 350D LOCKABLE
SB600	SPIRIT / WHITE BOARD - 600 LONG
WS188	WORKSTATION - 1800 X 800DP



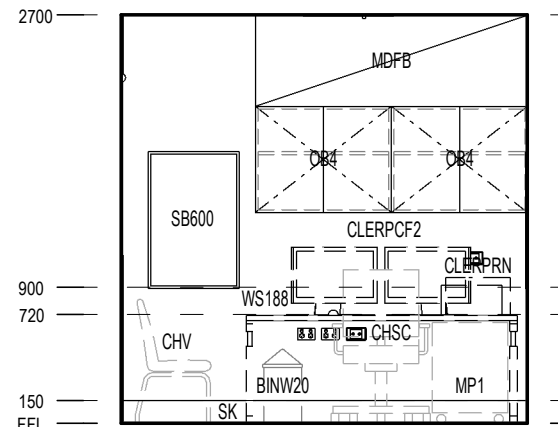
A ELEVATION
SCALE: 1 : 50



B ELEVATION
SCALE: 1 : 50



C ELEVATION
SCALE: 1 : 50



D ELEVATION
SCALE: 1 : 50

REV	DESCRIPTION	DRN	DATE
A	ISSUED FOR INFORMATION	AA	14/12/2020
B	PROGRESS ISSUE FOR CLIENT	AA	26/03/2021
C	ISSUED FOR INFORMATION	AA	9/04/2021
D	ISSUED TO QUANTITY SURVEYOR	AA	21/05/2021
E	ISSUED FOR PRE-TENDER	AA	26/05/2021
F	ISSUED FOR TENDER	AA	03/06/2021

DIMENSIONS
USE FIGURED DIMENSIONS. DO NOT SCALE. CONTRACTORS MUST VERIFY ALL DIMENSIONS ON THE SITE BEFORE COMMENCING ANY WORK OR MAKING ANY SHOP DRAWING WHICH MUST BE SUBMITTED AND REVIEWED BEFORE MANUFACTURE.

COPYRIGHT
ALL RIGHTS RESERVED. THIS WORK IS COPYRIGHT AND CANNOT BE REPRODUCED OR COPIED IN ANY FORM OR BY ANY MEANS (GRAPHIC, ELECTRONIC OR MECHANICAL, INCLUDING PHOTOCOPYING) WITHOUT THE WRITTEN PERMISSION OF THE PRINCIPAL UNDER THE TERMS OF THE CONTRACT. ANY LICENCE, EXPRESS OR IMPLIED, TO USE THE DOCUMENT FOR ANY PURPOSE WHATSOEVER IS RESTRICTED TO THE TERMS OF THE AGREEMENT OR IMPLIED AGREEMENT WITH THE PRINCIPAL UNDER THE TERMS OF THE CONTRACT.

ALSO REFER TO STH STANDARD SERVICE POINTS DISCLAIMER AND FF&E SPECIFICATION NOTES

ARCHITECTS

BPSMarchitects
Bush Parkes Shugg & Moon

STH

ABN: 21 134 476 065
PELACO COMPLEX, BUILDING 3, LEVEL 2
21-31 GOODWOOD ST, RICHMOND VIC 3121, AUSTRALIA
PH: (03) 9885 2333 FAX: (03) 9885 2455

THIS ARCHITECTURAL DESIGN IS THE COPYRIGHT OF SILVER THOMAS HANLEY (AUS) PTY LTD ABN 21 134 476 065 AND SHALL NOT BE REPRODUCED WITHOUT THEIR WRITTEN PERMISSION

CLIENT

**RHH**
ROYAL HOBART HOSPITAL

PROJECT

RHH - ICU EXPANSION, H BLOCK, LEVEL ONE
48 LIVERPOOL STREET, HOBART

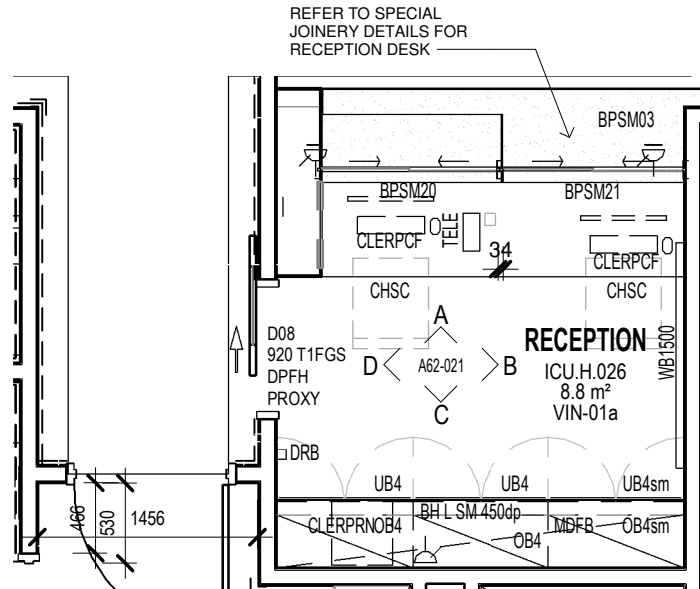
ISSUED FOR INFORMATION

DRAWING TITLE

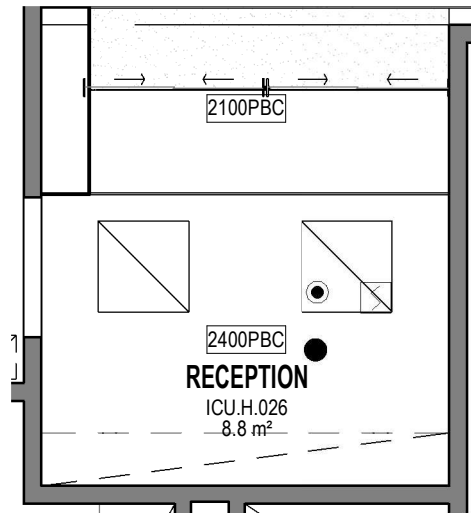
OFFICE 3
ICU.H.022

SCALE 1 : 50@A3 DATE 11/19/20 DRAWN BY AA CHECKED SS

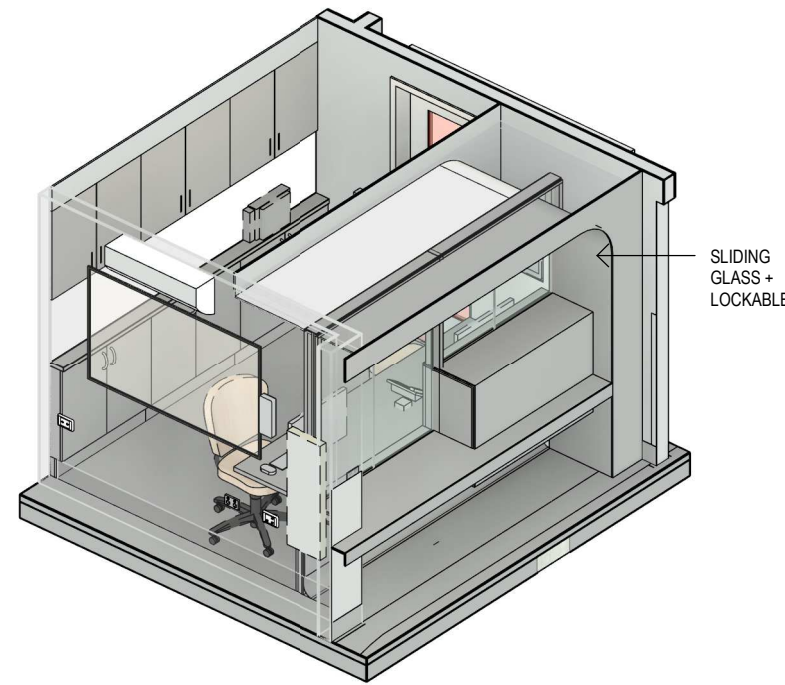
PROJECT No 10465 DRAWING No A62-020 REVISION **F**



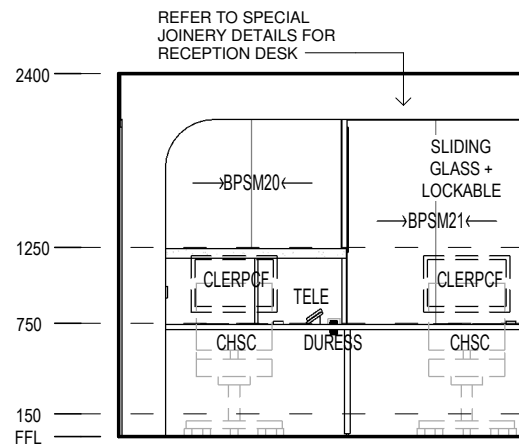
1 PLAN - RECEPTION
SCALE: 1 : 50



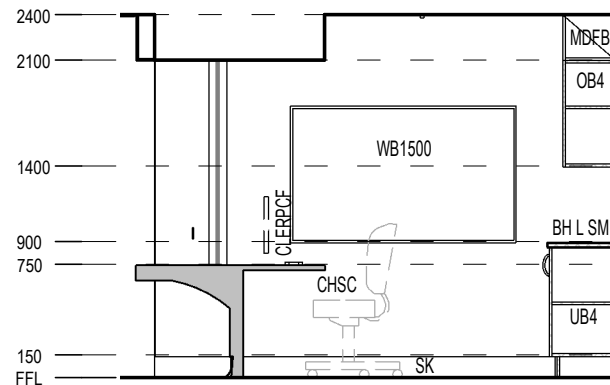
7 RCP - RECEPTION
SCALE: 1 : 50



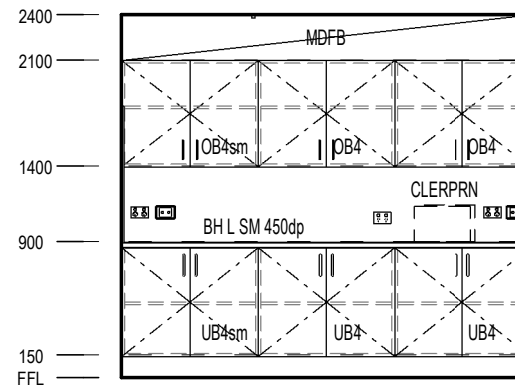
FFE - ICU.H.026	
Keynote	Description
BH L	BENCH HIGH LAMINATE FINISH
BPSM03	BPSM RECEPTION JOINERY
BPSM20	The Miami semi frameless counter window range is increasingly popular in eatery and reception areas. This series is designed to suit a variety of applications providing security and making openings more serviceable. Options for acoustic and weather seals are also available.
BPSM21	The Miami semi frameless counter window range is increasingly popular in eatery and reception areas. This series is designed to suit a variety of applications providing security and making openings more serviceable. Options for acoustic and weather seals are also available.
CCTVM	CCTV MONITOR
CHSC	CHAIR - STAFF CLERICAL ERGONOMIC MEDIUM BACK
CLERPCF	CLERICAL □ FLAT SCREEN AND PC
CLERPRN	CLERICAL - COMPUTER TERMINAL PRINTER - NETWORK (STATE)
DRB	DOOR RELEASE BUTTON
DURESS	DURESS BUTTON - UNDERBENCH
EPO2	ELECTRICAL □ DOUBLE POWER OUTLET
MDFB	BULKHEAD - MDF
OB4	OB CUPBOARD - WITH DOORS 700H 900W 350D LOCKABLE
OB4sm	OB CUPBOARD - WITH DOORS 700H SITE MEASURED LOCKABLE
PBC	PLASTERBOARD CEILING FLUSH
TELE	TELEPHONE HANDSET - STANDARD
UB4	UB CUPBOARD WITH DOORS 900W
UB4sm	UB CUPBOARD WITH DOORS SITE MEASURED
UBLEG	UNDERBENCH LEG
VIC	VIDEO INTERCOM - ENCH MOUNTED
WB1500	WHITE BOARD - 1500 LONG



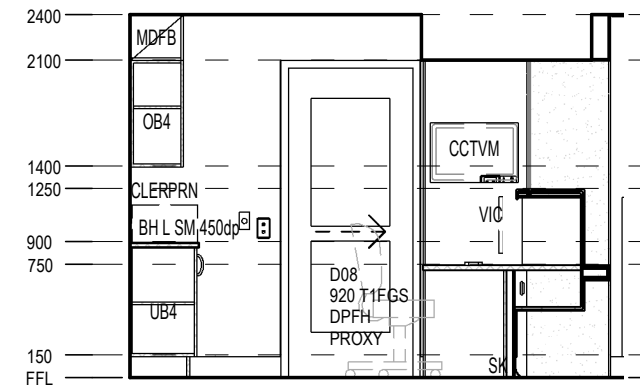
A ELEVATION
SCALE: 1 : 50



B ELEVATION
SCALE: 1 : 50



C ELEVATION
SCALE: 1 : 50



D ELEVATION
SCALE: 1 : 50

REV	DESCRIPTION	DRN	DATE
A	ISSUED FOR INFORMATION	AA	14/12/2020
B	PROGRESS ISSUE FOR CLIENT	AA	26/03/2021
C	ISSUED FOR INFORMATION	AA	9/04/2021
D	ISSUED TO QUANTITY SURVEYOR	AA	21/05/2021
E	ISSUED FOR PRE-TENDER	AA	26/05/2021
F	ISSUED FOR TENDER	AA	03/06/2021

DIMENSIONS
USE FIGURED DIMENSIONS. DO NOT SCALE. CONTRACTORS MUST VERIFY ALL DIMENSIONS ON THE SITE BEFORE COMMENCING ANY WORK OR MAKING ANY SHOP DRAWING WHICH MUST BE SUBMITTED AND REVIEWED BEFORE MANUFACTURE.

COPYRIGHT
ALL RIGHTS RESERVED. THIS WORK IS COPYRIGHT AND CANNOT BE REPRODUCED OR COPIED IN ANY FORM OR BY ANY MEANS (GRAPHIC, ELECTRONIC OR MECHANICAL, INCLUDING PHOTOCOPYING) WITHOUT THE WRITTEN PERMISSION OF THE PRINCIPAL UNDER THE TERMS OF THE CONTRACT. ANY LICENCE, EXPRESS OR IMPLIED, TO USE THE DOCUMENT FOR ANY PURPOSE WHATSOEVER IS RESTRICTED TO THE TERMS OF THE AGREEMENT OR IMPLIED AGREEMENT WITH THE PRINCIPAL UNDER THE TERMS OF THE CONTRACT.

ALSO REFER TO STH STANDARD SERVICE POINTS DISCLAIMER AND FF&E SPECIFICATION NOTES

ARCHITECTS

BPSM architects
Bush Parkes Shugg & Moon

STH

ABN: 21 134 476 065
PELACO COMPLEX, BUILDING 3, LEVEL 2
21-31 GOODWOOD ST, RICHMOND VIC 3121, AUSTRALIA
PH: (03) 9885 2333 FAX: (03) 9885 2455

THIS ARCHITECTURAL DESIGN IS THE COPYRIGHT OF SILVER THOMAS HANLEY (AUS) PTY LTD ABN 21 134 476 065 AND SHALL NOT BE REPRODUCED WITHOUT THEIR WRITTEN PERMISSION

CLIENT

RHH
ROYAL HOBART HOSPITAL

PROJECT

RHH - ICU EXPANSION, H BLOCK, LEVEL ONE
48 LIVERPOOL STREET, HOBART

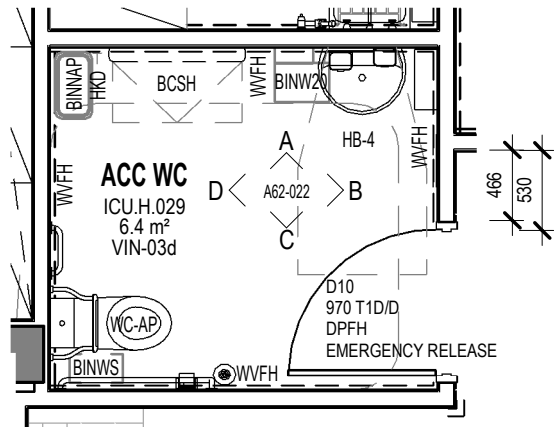
ISSUED FOR INFORMATION

DRAWING TITLE

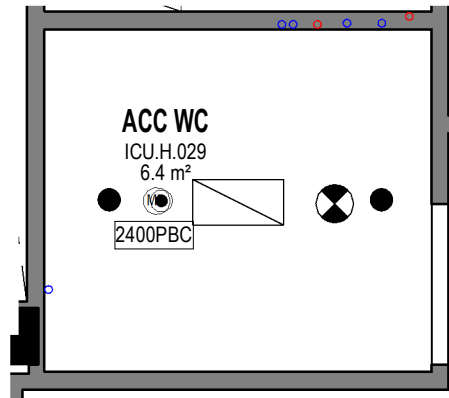
RECEPTION ICU.H.026

SCALE 1 : 50@A3 DATE 11/19/20 DRAWN BY AA CHECKED SS

PROJECT No 10465 DRAWING No A62-021 REVISION **F**

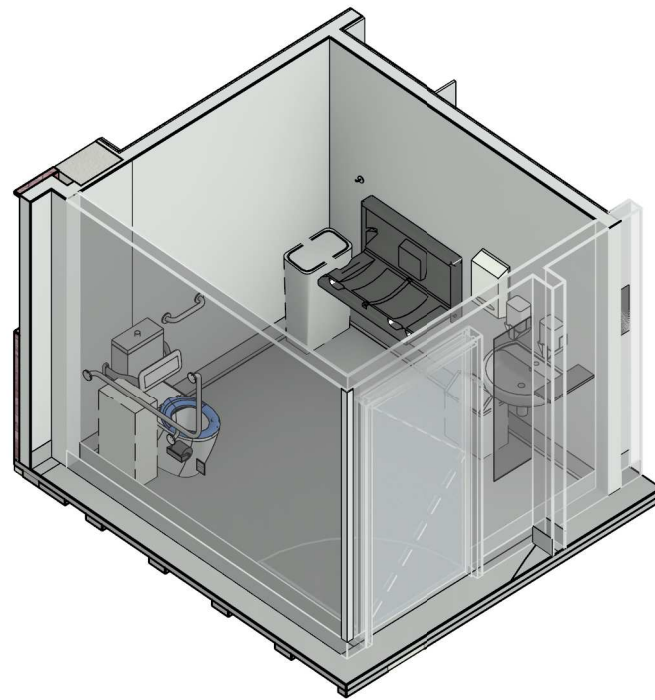


1 PLAN - ACC WC
SCALE: 1 : 50

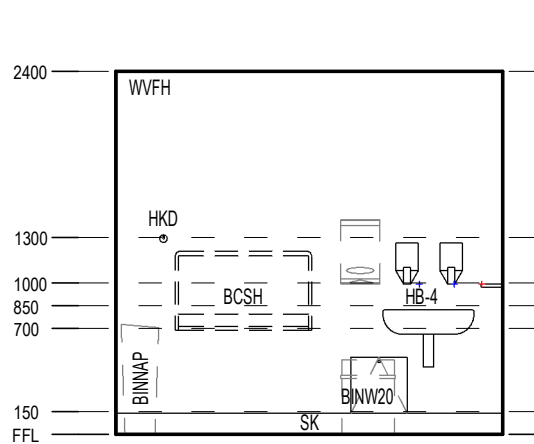


2 RCP - ACC WC
SCALE: 1 : 50

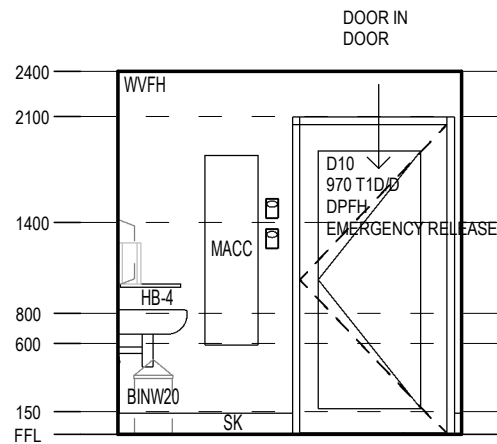
2400PBC



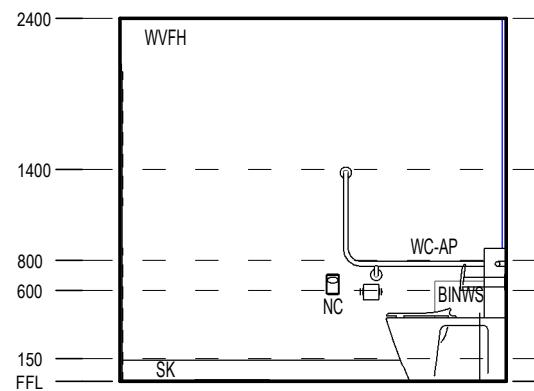
FFE - ICU.H.029	
Keynote	Description
BCSH	Baby Change Station Horizontal
BINAP	BIN - NAPPY BIN
BINW20	Bin - Waste 20 Litre
BINWS	Bin - Sanitary Napkin
BR	Backrest for Accessible WC
DISAD	Dispenser - Antiseptic
DISPD	DISPENSER - PAPER TOWEL
DISSD	Dispenser - Soap
DISTPD	DISPENSER - TOILET PAPER
GR4A	GRABRAIL ASSISTED WC COMBINATION TYPE A
HB4	Handwash Basin - assisted
HKD	Hook - assisted Persons
MACC	MIRROR - ACCESSIBLE
NC	NURSE CALL BUTTON
PBC	PLASTERBOARD CEILING FLUSH
PS	SHELF - PROPRIETARY MIRROR SHELF
WCD	Toilet - Accessible
WV FH	WALL VINYL FULL HEIGHT



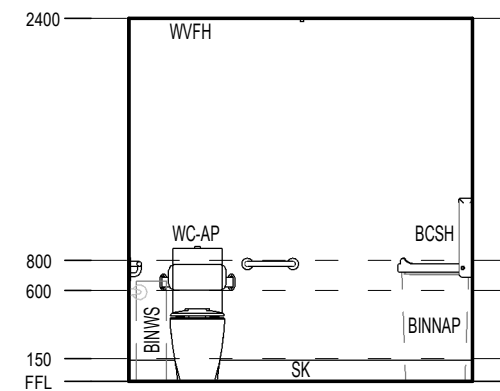
A ELEVATION
SCALE: 1 : 50



B ELEVATION
SCALE: 1 : 50



C ELEVATION
SCALE: 1 : 50



D ELEVATION
SCALE: 1 : 50

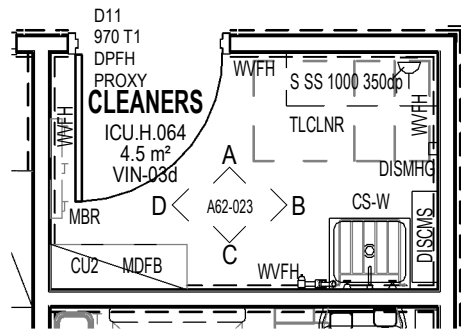
REV	DESCRIPTION	DRN	DATE
A	ISSUED FOR INFORMATION	AA	14/12/2020
B	PROGRESS ISSUE FOR CLIENT	AA	26/03/2021
C	ISSUED FOR INFORMATION	AA	9/04/2021
D	ISSUED TO QUANTITY SURVEYOR	AA	21/05/2021
E	ISSUED FOR PRE-TENDER	AA	26/05/2021
F	ISSUED FOR TENDER	AA	03/06/2021

DIMENSIONS	
USE FIGURED DIMENSIONS. DO NOT SCALE. CONTRACTORS MUST VERIFY ALL DIMENSIONS ON THE SITE BEFORE COMMENCING ANY WORK OR MAKING ANY SHOP DRAWING WHICH MUST BE SUBMITTED AND REVIEWED BEFORE MANUFACTURE.	
COPYRIGHT	
ALL RIGHTS RESERVED. THIS WORK IS COPYRIGHT AND CANNOT BE REPRODUCED OR COPIED IN ANY FORM OR BY ANY MEANS (GRAPHIC, ELECTRONIC OR MECHANICAL, INCLUDING PHOTOCOPYING) WITHOUT THE WRITTEN PERMISSION OF THE PRINCIPAL UNDER THE TERMS OF THE CONTRACT. ANY LICENCE, EXPRESS OR IMPLIED, TO USE THE DOCUMENT FOR ANY PURPOSE WHATSOEVER IS RESTRICTED TO THE TERMS OF THE AGREEMENT OR IMPLIED AGREEMENT WITH THE PRINCIPAL UNDER THE TERMS OF THE CONTRACT.	
ALSO REFER TO STH STANDARD SERVICE POINTS DISCLAIMER AND FF&E SPECIFICATION NOTES	

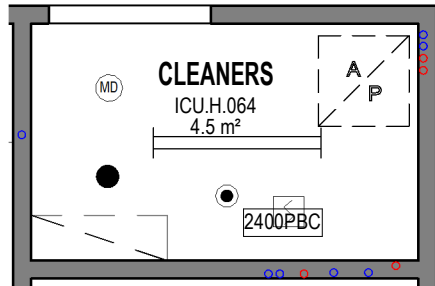
ARCHITECTS	
BPSM architects Bush Parkes Shugg & Moon	
STH	
ABN: 21 134 476 065 PELACO COMPLEX, BUILDING 3, LEVEL 2 21-31 GOODWOOD ST, RICHMOND VIC 3121, AUSTRALIA PH: (03) 9885 2333 FAX: (03) 9885 2455	
THIS ARCHITECTURAL DESIGN IS THE COPYRIGHT OF SILVER THOMAS HANLEY (AUS) PTY LTD ABN 21 134 476 065 AND SHALL NOT BE REPRODUCED WITHOUT THEIR WRITTEN PERMISSION	

CLIENT	
RHH ROYAL HOBART HOSPITAL	
PROJECT	
RHH - ICU EXPANSION, H BLOCK, LEVEL ONE 48 LIVERPOOL STREET, HOBART	
ISSUED FOR INFORMATION	

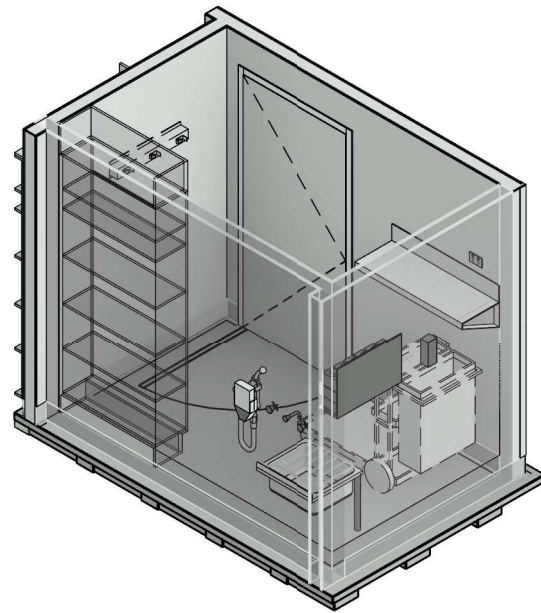
DRAWING TITLE			
ACC WC ICU.H.029			
SCALE 1 : 50@A3	DATE 11/19/20	DRAWN BY AA	CHECKED SS
PROJECT No 10465	DRAWING No A62-022	REVISION F	



1 PLAN - CLEANERS
SCALE: 1 : 50

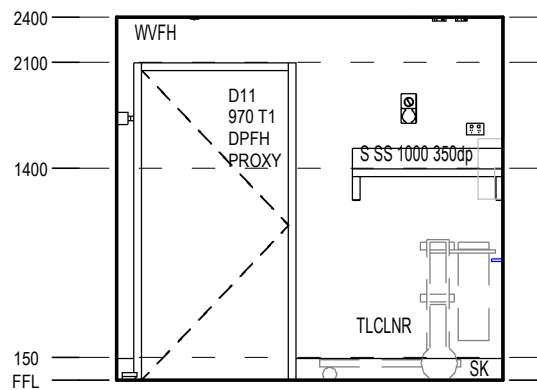


2 RCP - CLEANERS
SCALE: 1 : 50

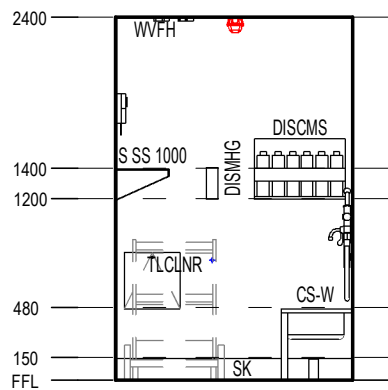


FFE - ICU.H.064	
Keynote	Description

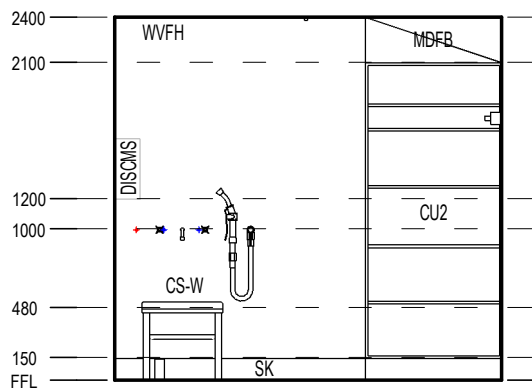
CSW	Sink - SS Cleaners Sink Wall Mounted
CU2	TALL CUP'D WITHOUT DOORS □ 2100H 900W 600D
DISCMS	DISPENSER - CHEMICAL MANAGEMENT SYSTEM
DISMHG	DISPENSER - MEDICATED HAND GEL
EPO2	ELECTRICAL □ DOUBLE POWER OUTLET
MBR	RACK - MOP & BROOM 660LONG
MDFB	BULKHEAD - MDF
PBC	PLASTERBOARD CEILING FLUSH
PTH	Plumbing - Trigger Hose outlet
PTSC	Plumbing - Tapware Set, Cleaners Sink
S SS	SHELF STAINLESS STEEL
TLCLNR	TROLLEY - CLEANER
WVFH	WALL VINYL FULL HEIGHT



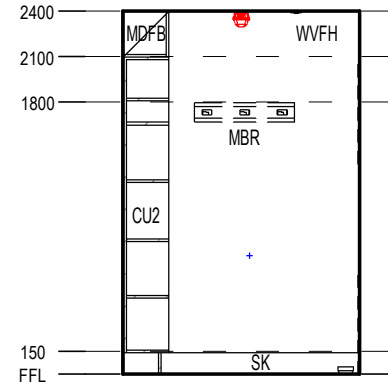
A ELEVATION
SCALE: 1 : 50



B ELEVATION
SCALE: 1 : 50



C ELEVATION
SCALE: 1 : 50



D ELEVATION
SCALE: 1 : 50

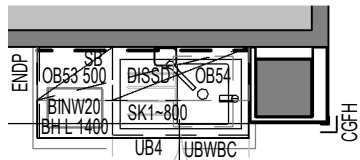
REV	DESCRIPTION	DRN	DATE
A	ISSUED FOR INFORMATION	AA	14/12/2020
B	PROGRESS ISSUE FOR CLIENT	AA	26/03/2021
C	ISSUED FOR INFORMATION	AA	9/04/2021
D	ISSUED TO QUANTITY SURVEYOR	AA	21/05/2021
E	ISSUED FOR PRE-TENDER	AA	26/05/2021
F	ISSUED FOR TENDER	AA	03/06/2021

DIMENSIONS	
USE FIGURED DIMENSIONS. DO NOT SCALE. CONTRACTORS MUST VERIFY ALL DIMENSIONS ON THE SITE BEFORE COMMENCING ANY WORK OR MAKING ANY SHOP DRAWING WHICH MUST BE SUBMITTED AND REVIEWED BEFORE MANUFACTURE.	
COPYRIGHT	
ALL RIGHTS RESERVED. THIS WORK IS COPYRIGHT AND CANNOT BE REPRODUCED OR COPIED IN ANY FORM OR BY ANY MEANS (GRAPHIC, ELECTRONIC OR MECHANICAL, INCLUDING PHOTOCOPYING) WITHOUT THE WRITTEN PERMISSION OF THE PRINCIPAL UNDER THE TERMS OF THE CONTRACT. ANY LICENCE, EXPRESS OR IMPLIED, TO USE THE DOCUMENT FOR ANY PURPOSE WHATSOEVER IS RESTRICTED TO THE TERMS OF THE AGREEMENT OR IMPLIED AGREEMENT WITH THE PRINCIPAL UNDER THE TERMS OF THE CONTRACT.	
ALSO REFER TO STH STANDARD SERVICE POINTS DISCLAIMER AND FF&E SPECIFICATION NOTES	

ARCHITECTS	
ABN: 21 134 476 065 PELACO COMPLEX, BUILDING 3, LEVEL 2 21-31 GOODWOOD ST, RICHMOND VIC 3121, AUSTRALIA PH: (03) 9885 2333 FAX: (03) 9885 2455	
THIS ARCHITECTURAL DESIGN IS THE COPYRIGHT OF SILVER THOMAS HANLEY (AUS) PTY LTD ABN 21 134 476 065 AND SHALL NOT BE REPRODUCED WITHOUT THEIR WRITTEN PERMISSION	

CLIENT	
PROJECT RHH - ICU EXPANSION, H BLOCK, LEVEL ONE 48 LIVERPOOL STREET, HOBART	
ISSUED FOR INFORMATION	

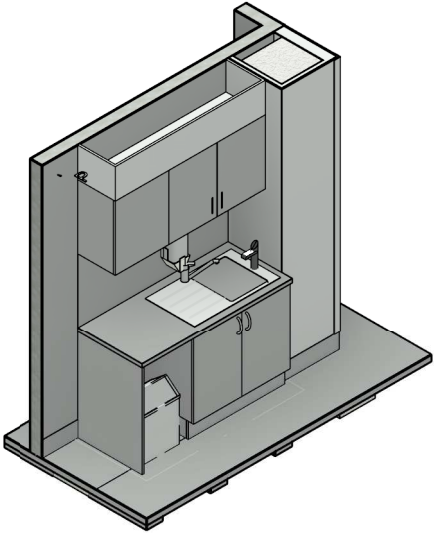
DRAWING TITLE			
CLEANERS ICU.H.064			
SCALE	DATE	DRAWN BY	CHECKED
1 : 50@A3	11/19/20	AA	SS
PROJECT No	DRAWING No	REVISION	
10465	A62-023	F	



BAY - BEV VISITOR

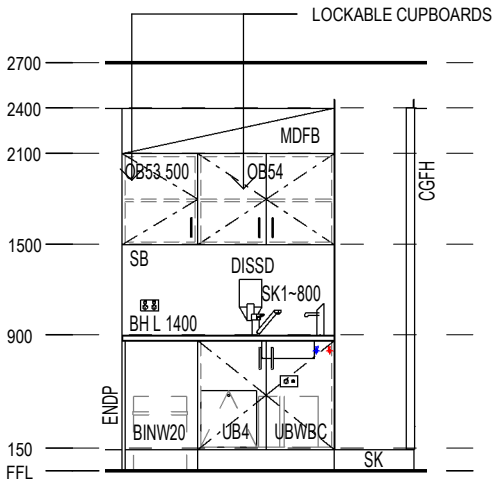
ICU.H.023
1.1 m²
VIN-02d

1 PLAN - BAY - BEV VISITOR
SCALE: 1 : 50



FFE - ICU.H.023	
Keynote	Description

BH L	BENCH HIGH LAMINATE FINISH
BINW20	Bin - Waste 20 Litre
DISSD	Dispenser - Soap
ENDP	CASEWORK - END PANEL
MDFB	BULKHEAD - MDF
PBC	PLASTERBOARD CEILING FLUSH
PTWB	PLUMBING - TEA TAP FOR WATER BOILERS/CHILLERS
PXBS	PLUMBING - FLICKMIXER BENCH MOUNTED FOR SINKS
SB	SPLASHBACK
SK1~800	SINK - SINGLE END BOWL SINK
UBWBC	UNDER BENCH WATER BOILER AND CHILLER



A ELEVATION
SCALE: 1 : 50

REV	DESCRIPTION	DRN	DATE
A	ISSUED FOR INFORMATION	AA	14/12/2020
B	PROGRESS ISSUE FOR CLIENT	AA	26/03/2021
C	ISSUED FOR INFORMATION	AA	9/04/2021
D	ISSUED TO QUANTITY SURVEYOR	AA	21/05/2021
E	ISSUED FOR PRE-TENDER	AA	26/05/2021
F	ISSUED FOR TENDER	AA	03/06/2021

DIMENSIONS
USE FIGURED DIMENSIONS. DO NOT SCALE. CONTRACTORS MUST VERIFY ALL DIMENSIONS ON THE SITE BEFORE COMMENCING ANY WORK OR MAKING ANY SHOP DRAWING WHICH MUST BE SUBMITTED AND REVIEWED BEFORE MANUFACTURE.

COPYRIGHT
ALL RIGHTS RESERVED. THIS WORK IS COPYRIGHT AND CANNOT BE REPRODUCED OR COPIED IN ANY FORM OR BY ANY MEANS (GRAPHIC, ELECTRONIC OR MECHANICAL, INCLUDING PHOTOCOPYING) WITHOUT THE WRITTEN PERMISSION OF THE PRINCIPAL UNDER THE TERMS OF THE CONTRACT. ANY LICENCE, EXPRESS OR IMPLIED, TO USE THE DOCUMENT FOR ANY PURPOSE WHATSOEVER IS RESTRICTED TO THE TERMS OF THE AGREEMENT OR IMPLIED AGREEMENT WITH THE PRINCIPAL UNDER THE TERMS OF THE CONTRACT.

ALSO REFER TO STH STANDARD SERVICE POINTS
DISCLAIMER AND FF&E SPECIFICATION NOTES

ARCHITECTS


BPSMarchitects
Bush Parkes Shugg & Moon

STH

ABN: 21 134 476 065
PELACO COMPLEX, BUILDING 3, LEVEL 2
21-31 GOODWOOD ST, RICHMOND VIC 3121, AUSTRALIA
PH: (03) 9885 2333 FAX: (03) 9885 2455

THIS ARCHITECTURAL DESIGN IS THE COPYRIGHT OF SILVER THOMAS HANLEY (AUS) PTY LTD ABN 21 134 476 065 AND SHALL NOT BE REPRODUCED WITHOUT THEIR WRITTEN PERMISSION

CLIENT

**RHH**
ROYAL HOBART HOSPITAL

PROJECT

**RHH - ICU EXPANSION, H BLOCK,
LEVEL ONE**
48 LIVERPOOL STREET, HOBART

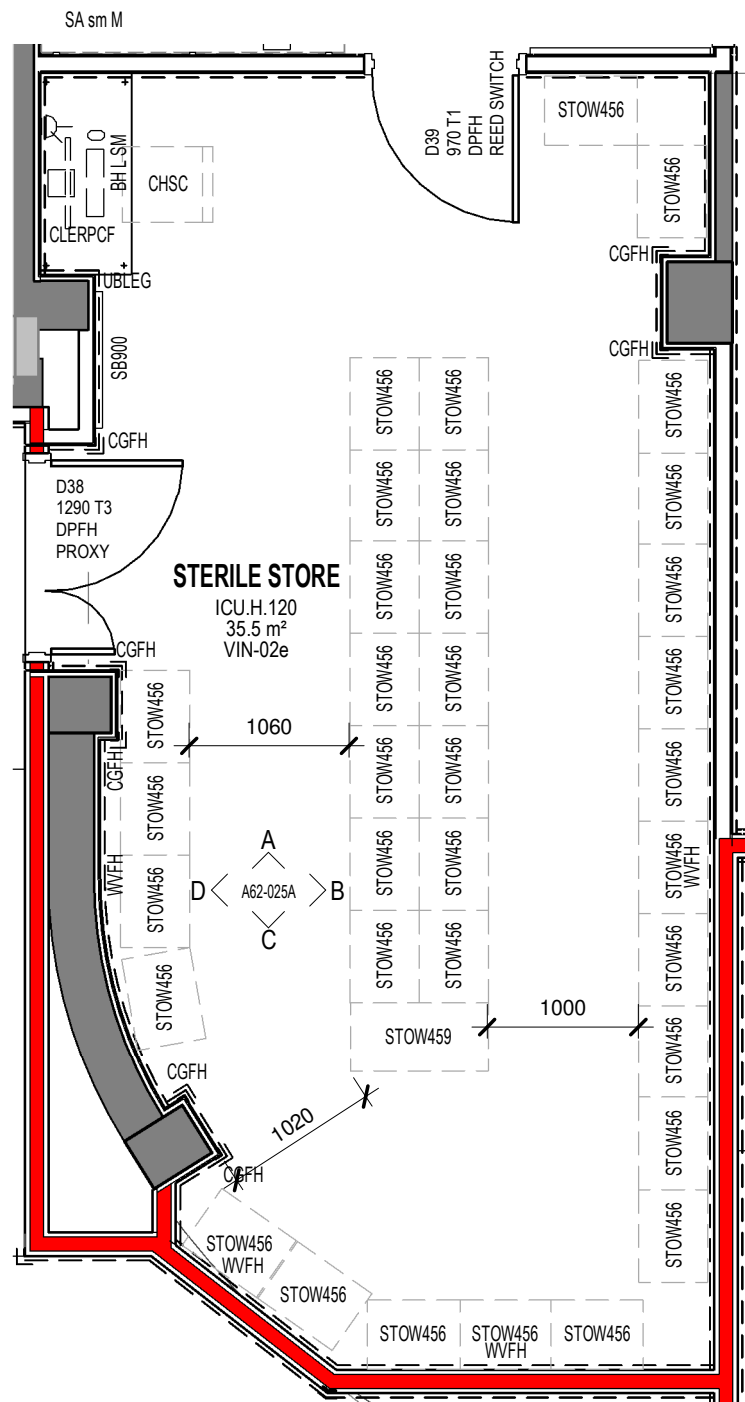
ISSUED FOR INFORMATION

DRAWING TITLE

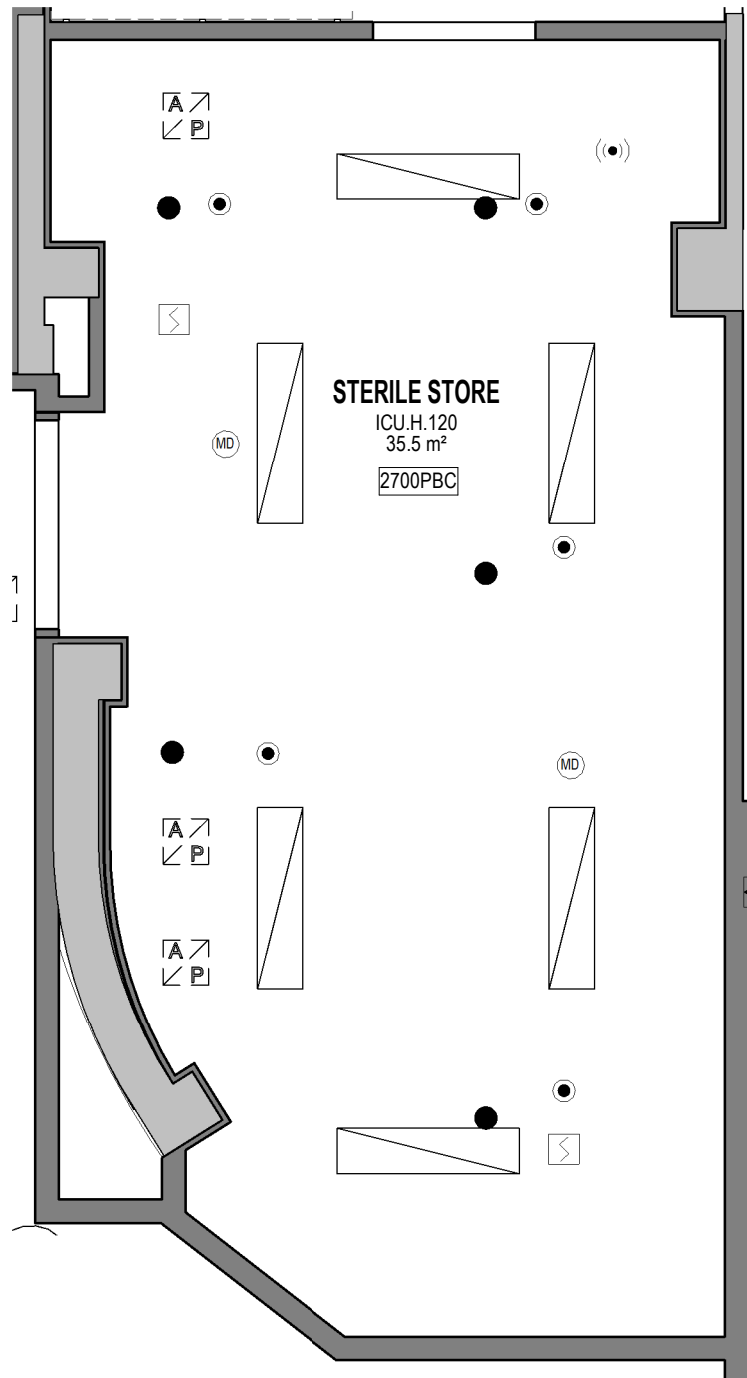
**BAY - BEV VISITOR
ICU.H.023**

SCALE 1 : 50@A3 DATE 11/27/20 DRAWN BY AA CHECKED SS

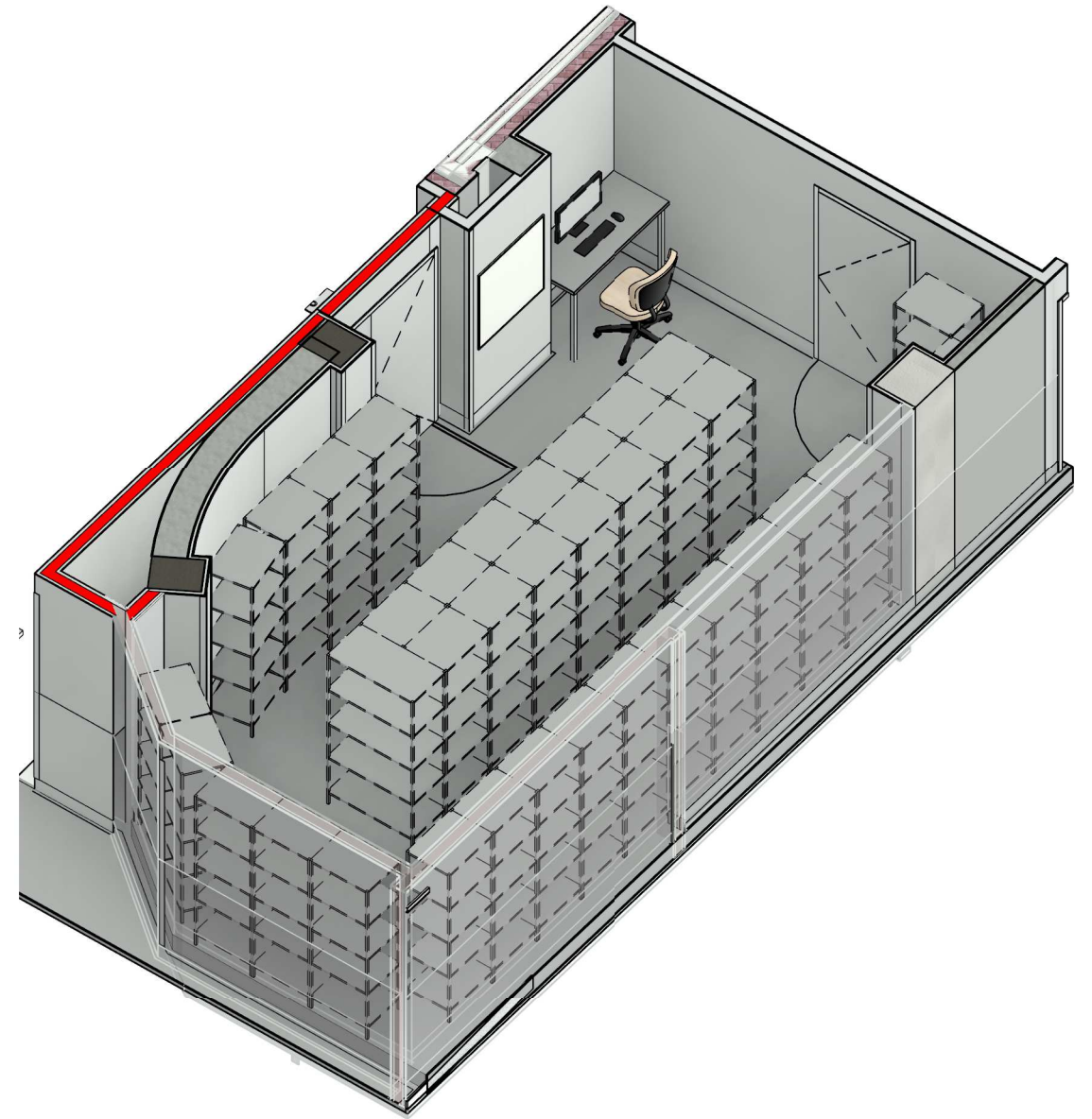
PROJECT No 10465 DRAWING No A62-024 REVISION **F**



1 PLAN - STERILE STORE
SCALE: 1 : 50



2 RCP - STERILE STORE
SCALE: 1 : 50




FFE - ICU.H.120	
Keynote	Description
	EXCLUDE
BH L	BENCH HIGH LAMINATE FINISH
CGFH	FULL HEIGHT CORNER GUARD
CHSC	CHAIR - STAFF CLERICAL ERGONOMIC MEDIUM BACK
CLERPCF	CLERICAL □ FLAT SCREEN AND PC
EPO2	ELECTRICAL □ DOUBLE POWER OUTLET
PBC	PLASTERBOARD CEILING FLUSH
SB900	SPIRIT / WHITE BOARD - 900 LONG
STOW456	STORAGE UNIT - METAL SHELVING UNIT 1800H X 457D X 610W
STOW459	STORAGE UNIT - METAL SHELVING UNIT 1800H X 457D X 910W
UBLEG	UNDERBENCH LEG
WVFH	WALL VINYL FULL HEIGHT

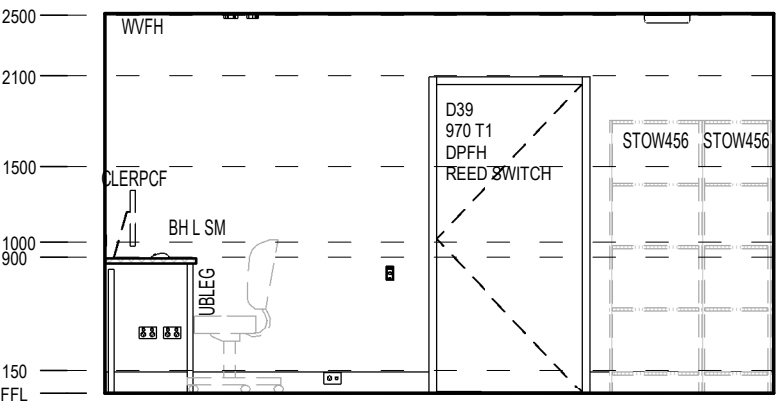
REV	DESCRIPTION	DRN	DATE
A	ISSUED FOR INFORMATION	AA	14/12/2020
B	PROGRESS ISSUE FOR CLIENT	AA	26/03/2021
C	ISSUED FOR INFORMATION	AA	9/04/2021
D	ISSUED TO QUANTITY SURVEYOR	AA	21/05/2021
E	ISSUED FOR PRE-TENDER	AA	26/05/2021
F	ISSUED FOR TENDER	AA	03/06/2021

DIMENSIONS	
USE FIGURED DIMENSIONS. DO NOT SCALE. CONTRACTORS MUST VERIFY ALL DIMENSIONS ON THE SITE BEFORE COMMENCING ANY WORK OR MAKING ANY SHOP DRAWING WHICH MUST BE SUBMITTED AND REVIEWED BEFORE MANUFACTURE.	
COPYRIGHT	
ALL RIGHTS RESERVED. THIS WORK IS COPYRIGHT AND CANNOT BE REPRODUCED OR COPIED IN ANY FORM OR BY ANY MEANS (GRAPHIC, ELECTRONIC OR MECHANICAL, INCLUDING PHOTOCOPYING) WITHOUT THE WRITTEN PERMISSION OF THE PRINCIPAL UNDER THE TERMS OF THE CONTRACT. ANY LICENCE, EXPRESS OR IMPLIED, TO USE THE DOCUMENT FOR ANY PURPOSE WHATSOEVER IS RESTRICTED TO THE TERMS OF THE AGREEMENT OR IMPLIED AGREEMENT WITH THE PRINCIPAL UNDER THE TERMS OF THE CONTRACT.	
ALSO REFER TO STH STANDARD SERVICE POINTS DISCLAIMER AND FF&E SPECIFICATION NOTES	

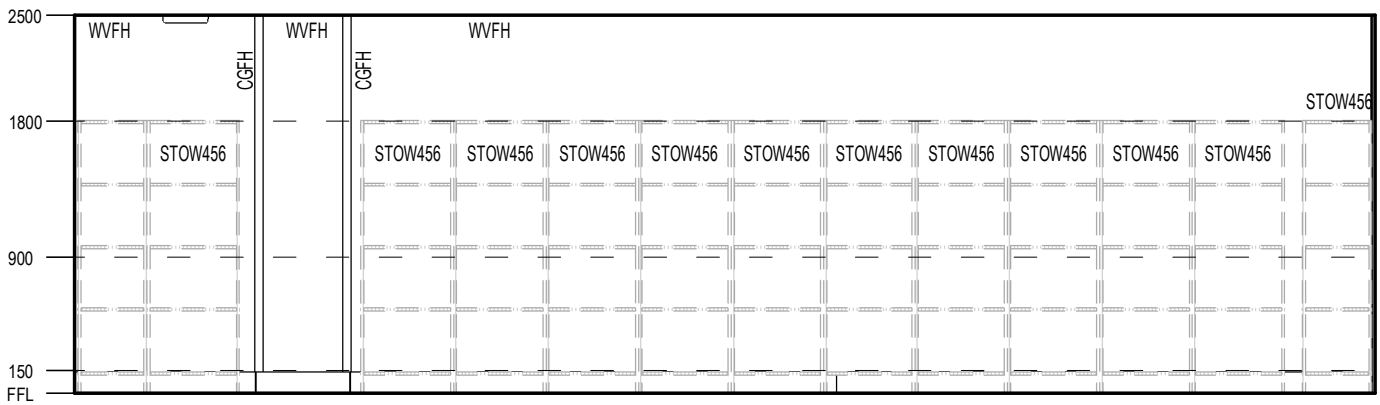
ARCHITECTS	
<div><div>BPSMarchitects</div><div>STH</div></div>	
ABN: 21 134 476 065 PELACO COMPLEX, BUILDING 3, LEVEL 2 21-31 GOODWOOD ST, RICHMOND VIC 3121, AUSTRALIA PH: (03) 9885 2333 FAX: (03) 9885 2455	
THIS ARCHITECTURAL DESIGN IS THE COPYRIGHT OF SILVER THOMAS HANLEY (AUS) PTY LTD ABN 21 134 476 065 AND SHALL NOT BE REPRODUCED WITHOUT THEIR WRITTEN PERMISSION	

CLIENT	
<div><div>RHH</div><div>ROYAL HOBART HOSPITAL</div></div>	
PROJECT	
RHH - ICU EXPANSION, H BLOCK, LEVEL ONE	
48 LIVERPOOL STREET, HOBART	
ISSUED FOR INFORMATION	

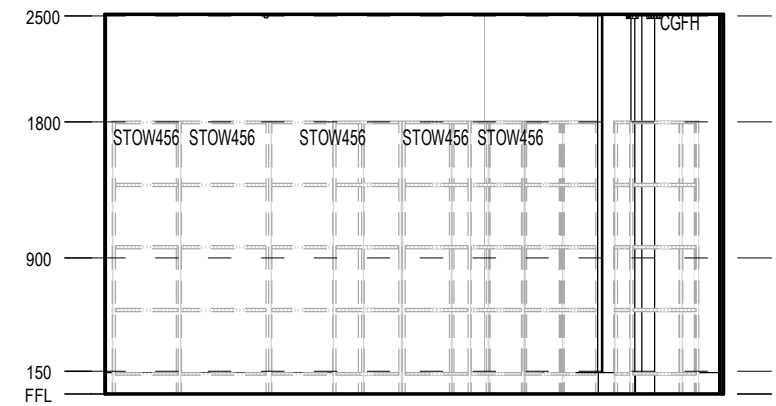
DRAWING TITLE			
STERILE STORE PLAN ICU.H.120			
SCALE 1 : 50@A3	DATE 12/01/20	DRAWN BY AA	CHECKED SS
PROJECT No 10465	DRAWING No A62-025	REVISION F	



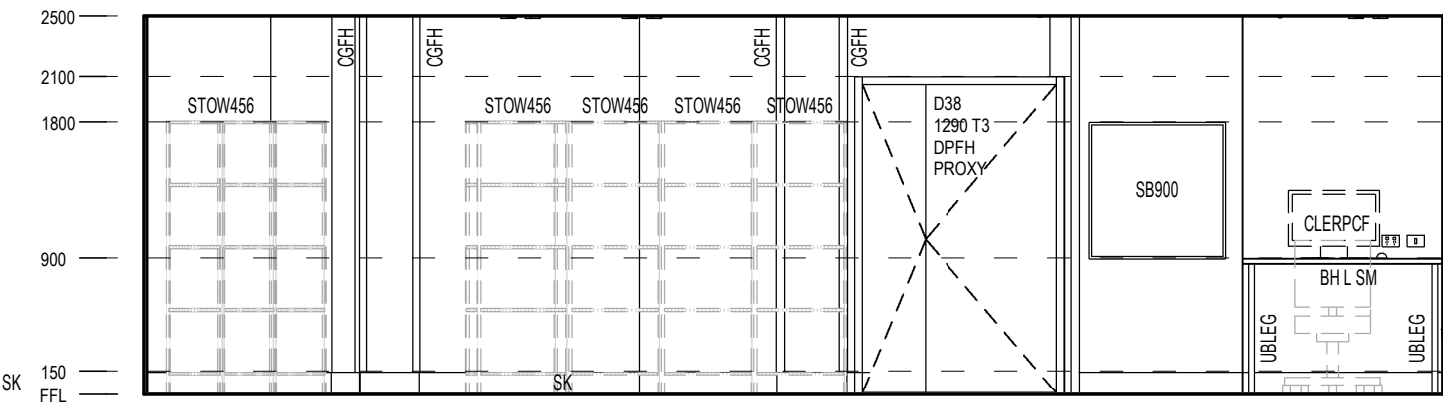
A ELEVATION
SCALE: 1 : 50



B ELEVATION
SCALE: 1 : 50



C ELEVATION
SCALE: 1 : 50



D ELEVATION
SCALE: 1 : 50

FFE - ICU.H.120	
Keynote	Description
	EXCLUDE
BH L	BENCH HIGH LAMINATE FINISH
CGFH	FULL HEIGHT CORNER GUARD
CHSC	CHAIR - STAFF CLERICAL ERGONOMIC MEDIUM BACK
CLERPCF	CLERICAL □ FLAT SCREEN AND PC
EPO2	ELECTRICAL □ DOUBLE POWER OUTLET
PBC	PLASTERBOARD CEILING FLUSH
SB900	SPIRIT / WHITE BOARD - 900 LONG
STOW456	STORAGE UNIT - METAL SHELVING UNIT 1800H X 457D X 610W
STOW459	STORAGE UNIT - METAL SHELVING UNIT 1800H X 457D X 910W
UBLEG	UNDERBENCH LEG
WV FH	WALL VINYL FULL HEIGHT

REV	DESCRIPTION	DRN	DATE
A	ISSUED FOR INFORMATION	AA	14/12/2020
B	PROGRESS ISSUE FOR CLIENT	AA	26/03/2021
C	ISSUED FOR INFORMATION	AA	9/04/2021
D	ISSUED TO QUANTITY SURVEYOR	AA	21/05/2021
E	ISSUED FOR PRE-TENDER	AA	26/05/2021
F	ISSUED FOR TENDER	AA	03/06/2021

DIMENSIONS
USE FIGURED DIMENSIONS. DO NOT SCALE. CONTRACTORS MUST VERIFY ALL DIMENSIONS ON THE SITE BEFORE COMMENCING ANY WORK OR MAKING ANY SHOP DRAWING WHICH MUST BE SUBMITTED AND REVIEWED BEFORE MANUFACTURE.

COPYRIGHT
ALL RIGHTS RESERVED. THIS WORK IS COPYRIGHT AND CANNOT BE REPRODUCED OR COPIED IN ANY FORM OR BY ANY MEANS (GRAPHIC, ELECTRONIC OR MECHANICAL, INCLUDING PHOTOCOPYING) WITHOUT THE WRITTEN PERMISSION OF THE PRINCIPAL UNDER THE TERMS OF THE CONTRACT. ANY LICENCE, EXPRESS OR IMPLIED, TO USE THE DOCUMENT FOR ANY PURPOSE WHATSOEVER IS RESTRICTED TO THE TERMS OF THE AGREEMENT OR IMPLIED AGREEMENT WITH THE PRINCIPAL UNDER THE TERMS OF THE CONTRACT.

ALSO REFER TO STH STANDARD SERVICE POINTS
DISCLAIMER AND FF&E SPECIFICATION NOTES

ARCHITECTS

BPSMarchitects
Bush Parkes Shugg & Moon

STH

ABN: 21 134 476 065
PELACO COMPLEX, BUILDING 3, LEVEL 2
21-31 GOODWOOD ST, RICHMOND VIC 3121, AUSTRALIA
PH: (03) 9885 2333 FAX: (03) 9885 2455

THIS ARCHITECTURAL DESIGN IS THE COPYRIGHT OF SILVER THOMAS HANLEY (AUS) PTY LTD ABN 21 134 476 065 AND SHALL NOT BE REPRODUCED WITHOUT THEIR WRITTEN PERMISSION

CLIENT

**RHH**
ROYAL HOBART HOSPITAL

PROJECT

RHH - ICU EXPANSION, H BLOCK, LEVEL ONE
48 LIVERPOOL STREET, HOBART

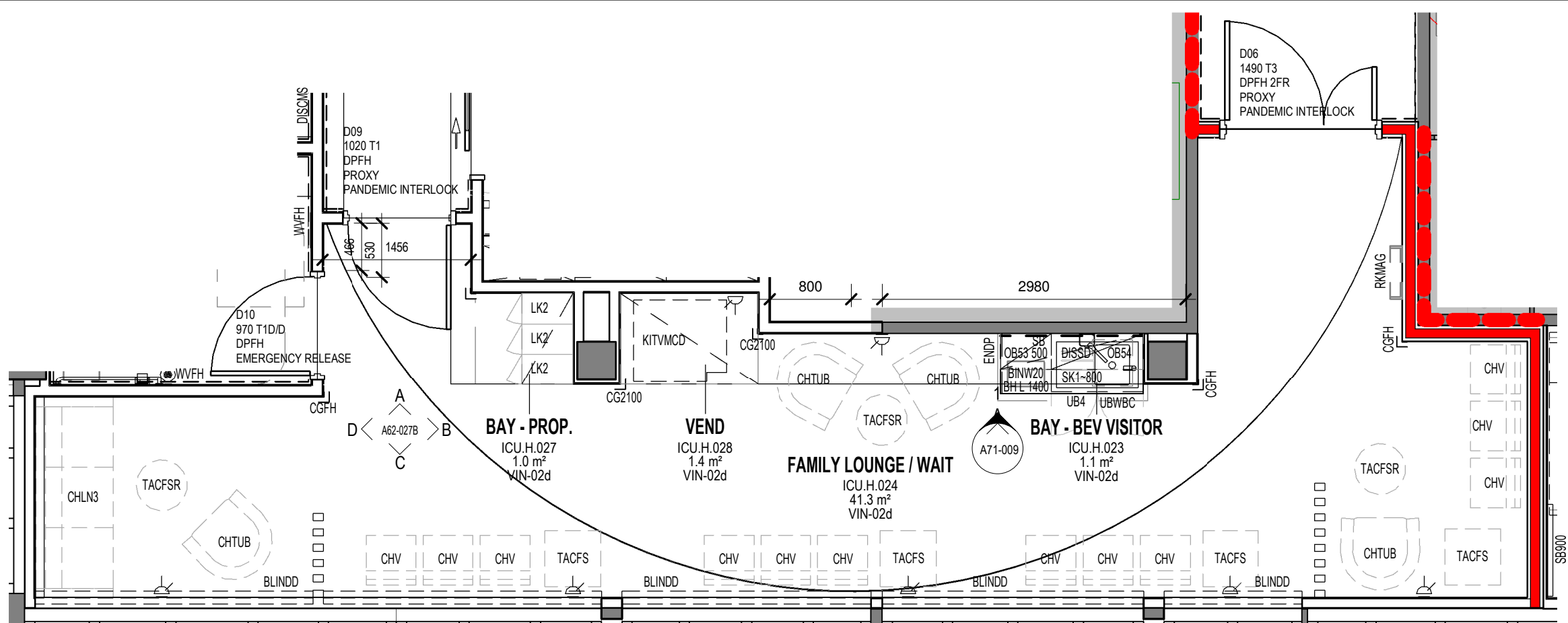
ISSUED FOR INFORMATION

DRAWING TITLE

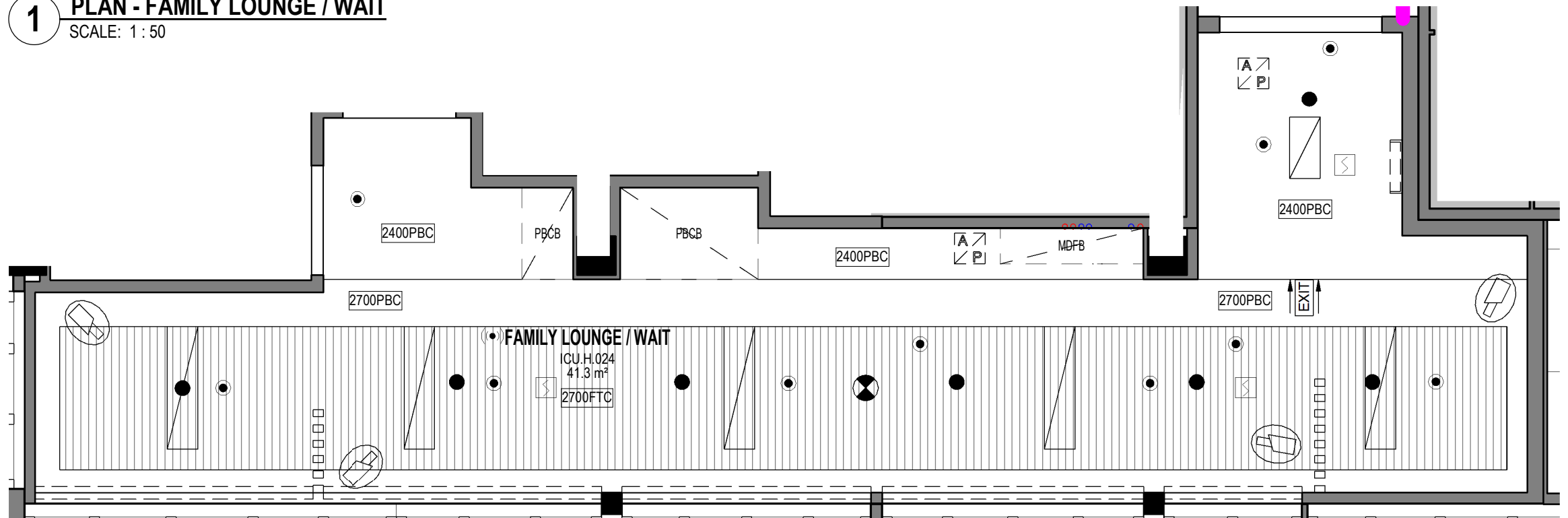
STERILE STORE ELEVATIONS ICU.H.120

SCALE 1 : 50@A3 DATE 11/27/20 DRAWN BY AA CHECKED SS

PROJECT No 10465 DRAWING No A62-025A REVISION **F**



1 PLAN - FAMILY LOUNGE / WAIT
SCALE: 1 : 50



3 RCP - FAMILY LOUNGE / WAIT
SCALE: 1 : 50

FFE - ICU.H.024	
Keynote	Description

	EXCLUDE
BLINDD	BLIND - DOUBLE ROLLER BLIND - SHEER & BROWNOUT
CG2100	CORNER GUARD 2100 HIGH
CGFH	
CHLN3	CHAIR - LOUNGE 3 SEATER
CHTUB	CHAIR - TUB CHAIR
CHV	Chair - Visitor without arms
EPO2	ELECTRICAL □ DOUBLE POWER OUTLET
PBC	PLASTERBOARD CEILING FLUSH
PBC	PARTITION - PRIVACY SCREEN
RKMAG	RACK - MAGAZINE
TACFS	TABLE - SMALL COFFEE
TACFSR	TABLE - SMALL COFFEE, ROUND
UB4	UB CUPBOARD WITH DOORS 900W

FFE - ICU.H.028	
Keynote	Description

CG2100	CORNER GUARD 2100 HIGH
EPO2	ELECTRICAL □ DOUBLE POWER OUTLET
KITVMCD	Kitchen □ Vending Machine Cold Drinks
PBC	PLASTERBOARD CEILING FLUSH
PBCB	BULKHEAD - PLASTERBOARD

FFE - ICU.H.027	
Keynote	Description

CGFH	FULL HEIGHT CORNER GUARDS
LK2	Locker - Half Height 300w
PBC	PLASTERBOARD CEILING FLUSH
PBCB	BULKHEAD - PLASTERBOARD

REV	DESCRIPTION	DRN	DATE
A	ISSUED FOR INFORMATION	AA	14/12/2020
B	PROGRESS ISSUE FOR CLIENT	AA	26/03/2021
C	ISSUED FOR INFORMATION	AA	9/04/2021
D	ISSUED TO QUANTITY SURVEYOR	AA	21/05/2021
E	ISSUED FOR PRE-TENDER	AA	26/05/2021
F	ISSUED FOR TENDER	AA	03/06/2021

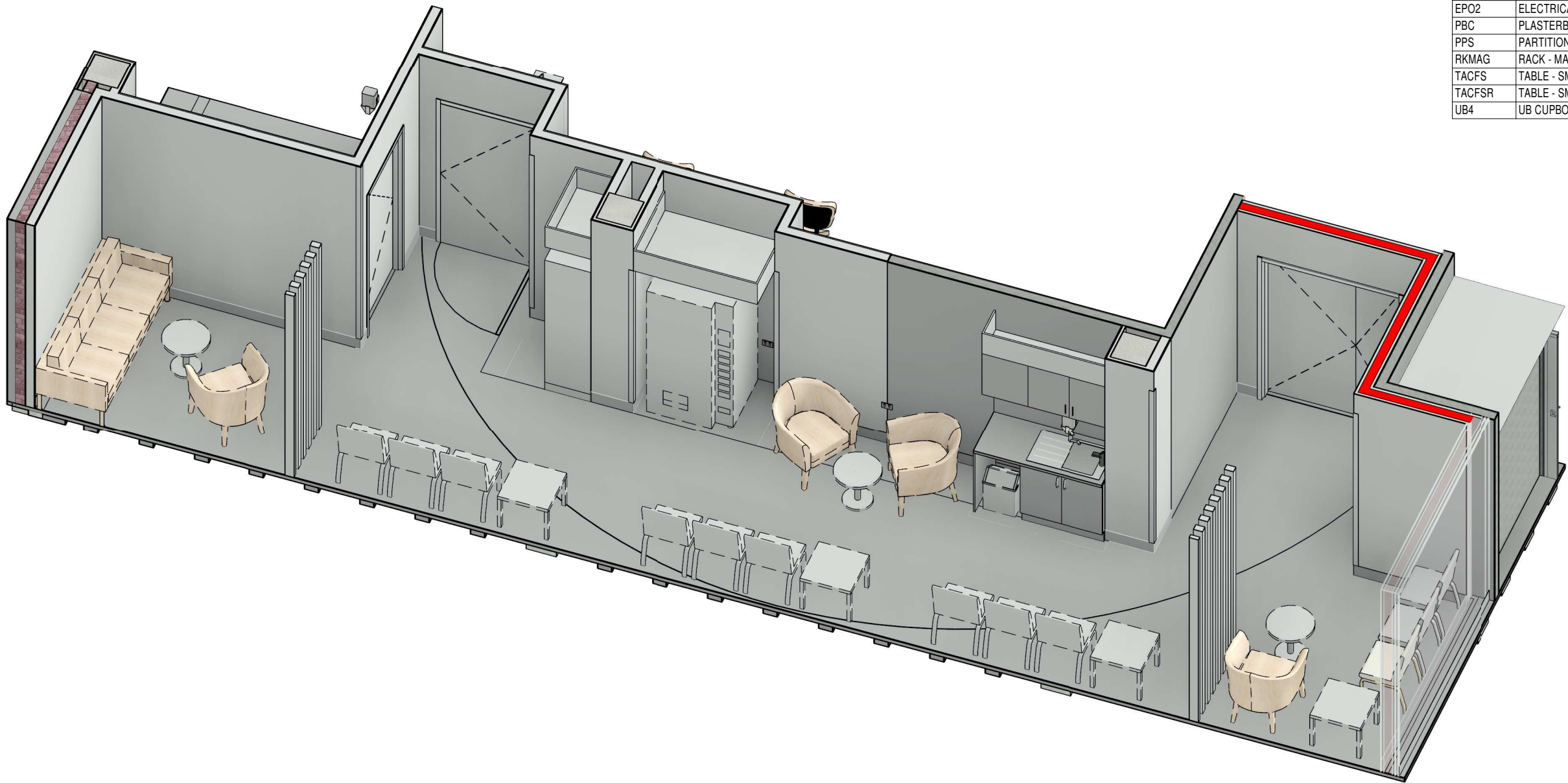
DIMENSIONS	
USE FIGURED DIMENSIONS. DO NOT SCALE. CONTRACTORS MUST VERIFY ALL DIMENSIONS ON THE SITE BEFORE COMMENCING ANY WORK OR MAKING ANY SHOP DRAWING WHICH MUST BE SUBMITTED AND REVIEWED BEFORE MANUFACTURE.	
COPYRIGHT	
ALL RIGHTS RESERVED. THIS WORK IS COPYRIGHT AND CANNOT BE REPRODUCED OR COPIED IN ANY FORM OR BY ANY MEANS (GRAPHIC, ELECTRONIC OR MECHANICAL, INCLUDING PHOTOCOPYING) WITHOUT THE WRITTEN PERMISSION OF THE PRINCIPAL UNDER THE TERMS OF THE CONTRACT. ANY LICENCE, EXPRESS OR IMPLIED, TO USE THE DOCUMENT FOR ANY PURPOSE WHATSOEVER IS RESTRICTED TO THE TERMS OF THE AGREEMENT OR IMPLIED AGREEMENT WITH THE PRINCIPAL UNDER THE TERMS OF THE CONTRACT.	
ALSO REFER TO STH STANDARD SERVICE POINTS DISCLAIMER AND FF&E SPECIFICATION NOTES	

ARCHITECTS	
BPSM architects Bush Parkes Shugg & Moon	
STH	
ABN: 21 134 476 065 PELACO COMPLEX, BUILDING 3, LEVEL 2 21-31 GOODWOOD ST, RICHMOND VIC 3121, AUSTRALIA PH: (03) 9885 2333 FAX: (03) 9885 2455	
THIS ARCHITECTURAL DESIGN IS THE COPYRIGHT OF SILVER THOMAS HANLEY (AUS) PTY LTD ABN 21 134 476 065 AND SHALL NOT BE REPRODUCED WITHOUT THEIR WRITTEN PERMISSION	

CLIENT	
RHH ROYAL HOBART HOSPITAL	
PROJECT	
RHH - ICU EXPANSION, H BLOCK, LEVEL ONE 48 LIVERPOOL STREET, HOBART	
ISSUED FOR INFORMATION	

DRAWING TITLE			
FAMILY LOUNGE / WAIT PLANS ICU.H.024			
SCALE 1 : 50@A3	DATE 11/27/20	DRAWN BY AA	CHECKED SS
PROJECT No 10465	DRAWING No A62-027	REVISION F	

FFE - ICU.H.024	
Keynote	Description
	EXCLUDE
BLINDD	BLIND - DOUBLE ROLLER BLIND - SHEER & BROWNOUT
CG2100	CORNER GUARD 2100 HIGH
CGFH	
CHLN3	CHAIR - LOUNGE 3 SEATER
CHTUB	CHAIR - TUB CHAIR
CHV	Chair - Visitor without arms
EP02	ELECTRICAL □ DOUBLE POWER OUTLET
PBC	PLASTERBOARD CEILING FLUSH
PPS	PARTITION - PRIVACY SCREEN
RKMAG	RACK - MAGAZINE
TACFS	TABLE - SMALL COFFEE
TACFSR	TABLE - SMALL COFFEE, ROUND
UB4	UB CUPBOARD WITH DOORS 900W



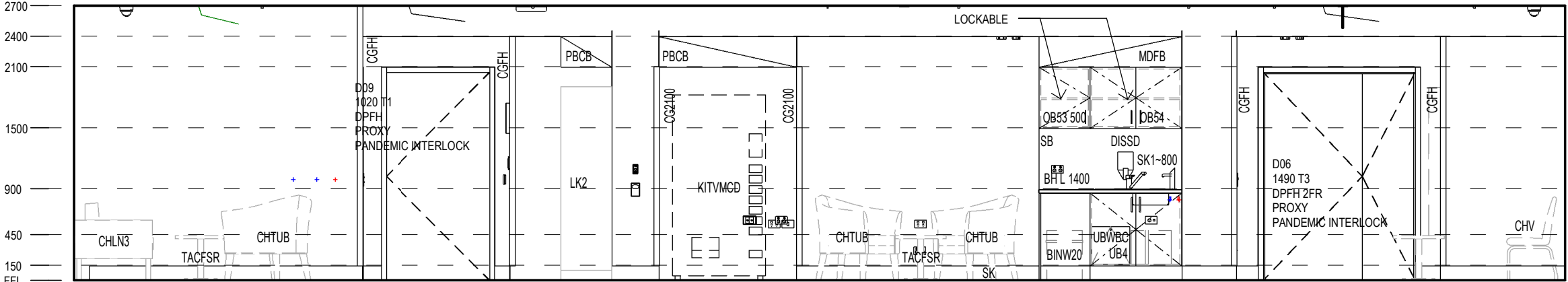
REV	DESCRIPTION	DRN	DATE
A	PROGRESS ISSUE FOR CLIENT	AA	26/03/2021
B	ISSUED FOR INFORMATION	AA	9/04/2021
C	ISSUED TO QUANTITY SURVEYOR	AA	21/05/2021
D	ISSUED FOR PRE-TENDER	AA	26/05/2021
E	ISSUED FOR TENDER	AA	03/06/2021

DIMENSIONS	
USE FIGURED DIMENSIONS. DO NOT SCALE. CONTRACTORS MUST VERIFY ALL DIMENSIONS ON THE SITE BEFORE COMMENCING ANY WORK OR MAKING ANY SHOP DRAWING WHICH MUST BE SUBMITTED AND REVIEWED BEFORE MANUFACTURE.	
COPYRIGHT	
ALL RIGHTS RESERVED. THIS WORK IS COPYRIGHT AND CANNOT BE REPRODUCED OR COPIED IN ANY FORM OR BY ANY MEANS (GRAPHIC, ELECTRONIC OR MECHANICAL, INCLUDING PHOTOCOPYING) WITHOUT THE WRITTEN PERMISSION OF THE PRINCIPAL UNDER THE TERMS OF THE CONTRACT. ANY LICENCE, EXPRESS OR IMPLIED, TO USE THE DOCUMENT FOR ANY PURPOSE WHATSOEVER IS RESTRICTED TO THE TERMS OF THE AGREEMENT OR IMPLIED AGREEMENT WITH THE PRINCIPAL UNDER THE TERMS OF THE CONTRACT.	
ALSO REFER TO STH STANDARD SERVICE POINTS DISCLAIMER AND FF&E SPECIFICATION NOTES	

ARCHITECTS	
<div><div>BPSMarchitects</div><div>STH</div></div>	
ABN: 21 134 476 065 PELACO COMPLEX, BUILDING 3, LEVEL 2 21-31 GOODWOOD ST, RICHMOND VIC 3121, AUSTRALIA PH: (03) 9885 2333 FAX: (03) 9885 2455	
THIS ARCHITECTURAL DESIGN IS THE COPYRIGHT OF SILVER THOMAS HANLEY (AUS) PTY LTD ABN 21 134 476 065 AND SHALL NOT BE REPRODUCED WITHOUT THEIR WRITTEN PERMISSION	

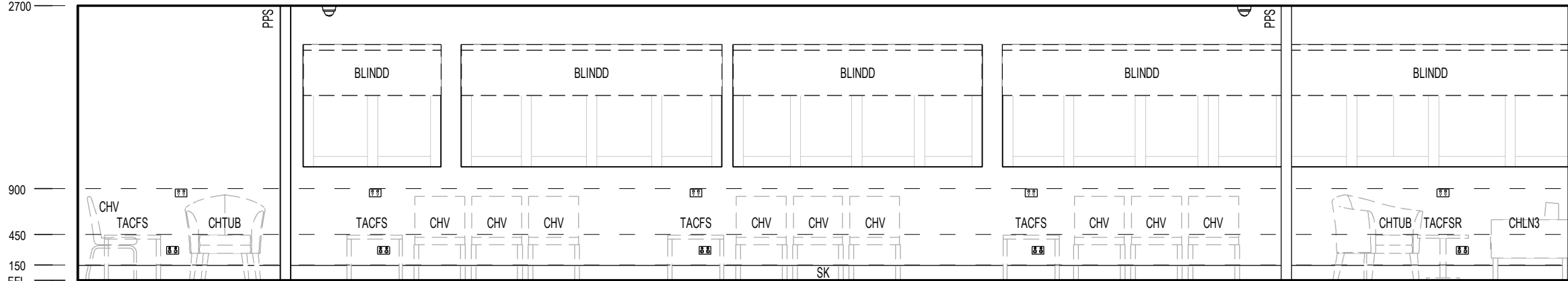
CLIENT	
<div><div>RHH</div><div>ROYAL HOBART HOSPITAL</div></div>	
PROJECT	
RHH - ICU EXPANSION, H BLOCK, LEVEL ONE 48 LIVERPOOL STREET, HOBART	
ISSUED FOR INFORMATION	

DRAWING TITLE			
FAMILY LOUNGE / WAIT 3D VIEW ICU.H.027			
SCALE @A3	DATE 02/19/21	DRAWN BY AA	CHECKED SS
PROJECT No 10465	DRAWING No A62-027A	REVISION	E

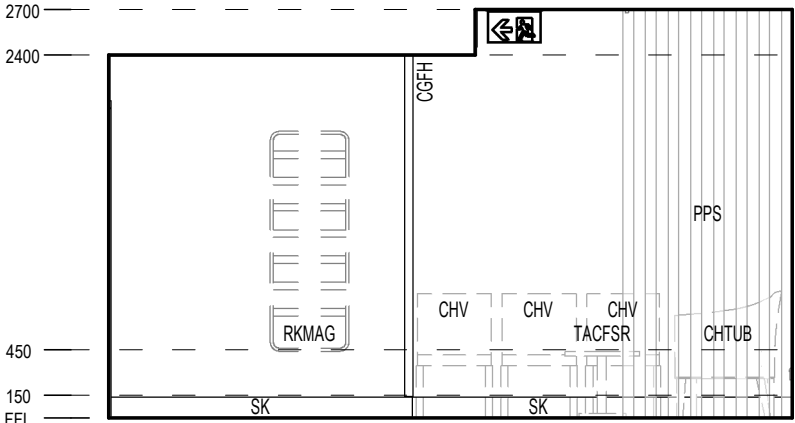


A ELEVATION
SCALE: 1 : 50

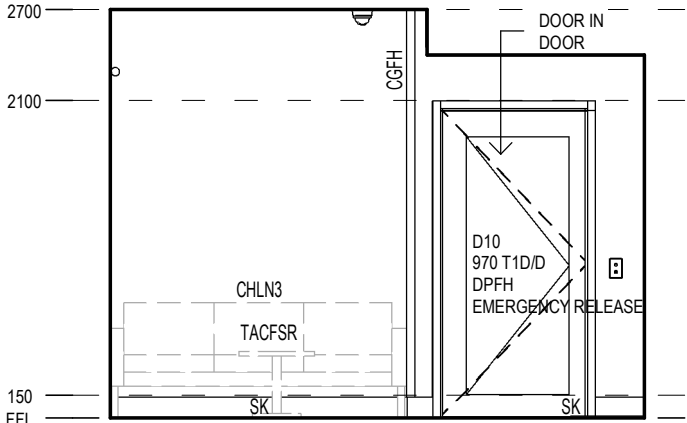
FFE - ICU.H.024	
Keynote	Description
	EXCLUDE
BLINDD	BLIND - DOUBLE ROLLER BLIND - SHEER & BROWNOUT
CG2100	CORNER GUARD 2100 HIGH
CGFH	
CHLN3	CHAIR - LOUNGE 3 SEATER
CHTUB	CHAIR - TUB CHAIR
CHV	Chair - Visitor without arms
EPO2	ELECTRICAL DOUBLE POWER OUTLET
PBC	PLASTERBOARD CEILING FLUSH
PPS	PARTITION - PRIVACY SCREEN
RKMAG	RACK - MAGAZINE
TACFS	TABLE - SMALL COFFEE
TACFSR	TABLE - SMALL COFFEE, ROUND
UB4	UB CUPBOARD WITH DOORS 900W



C ELEVATION
SCALE: 1 : 50



B ELEVATION
SCALE: 1 : 50



D ELEVATION
SCALE: 1 : 50

REV	DESCRIPTION	DRN	DATE
A	ISSUED FOR INFORMATION	AA	14/12/2020
B	PROGRESS ISSUE FOR CLIENT	AA	26/03/2021
C	ISSUED FOR INFORMATION	AA	9/04/2021
D	ISSUED TO QUANTITY SURVEYOR	AA	21/05/2021
E	ISSUED FOR PRE-TENDER	AA	26/05/2021
F	ISSUED FOR TENDER	AA	03/06/2021

DIMENSIONS
USE FIGURED DIMENSIONS. DO NOT SCALE. CONTRACTORS MUST VERIFY ALL DIMENSIONS ON THE SITE BEFORE COMMENCING ANY WORK OR MAKING ANY SHOP DRAWING WHICH MUST BE SUBMITTED AND REVIEWED BEFORE MANUFACTURE.

COPYRIGHT
ALL RIGHTS RESERVED. THIS WORK IS COPYRIGHT AND CANNOT BE REPRODUCED OR COPIED IN ANY FORM OR BY ANY MEANS (GRAPHIC, ELECTRONIC OR MECHANICAL, INCLUDING PHOTOCOPYING) WITHOUT THE WRITTEN PERMISSION OF THE PRINCIPAL UNDER THE TERMS OF THE CONTRACT. ANY LICENCE, EXPRESS OR IMPLIED, TO USE THE DOCUMENT FOR ANY PURPOSE WHATSOEVER IS RESTRICTED TO THE TERMS OF THE AGREEMENT OR IMPLIED AGREEMENT WITH THE PRINCIPAL UNDER THE TERMS OF THE CONTRACT.

ALSO REFER TO STH STANDARD SERVICE POINTS DISCLAIMER AND FF&E SPECIFICATION NOTES


ARCHITECTS



ABN: 21 134 476 065
PELACO COMPLEX, BUILDING 3, LEVEL 2
21-31 GOODWOOD ST, RICHMOND VIC 3121, AUSTRALIA
PH: (03) 9885 2333 FAX: (03) 9885 2455

THIS ARCHITECTURAL DESIGN IS THE COPYRIGHT OF SILVER THOMAS HANLEY (AUS) PTY LTD ABN 21 134 476 065 AND SHALL NOT BE REPRODUCED WITHOUT THEIR WRITTEN PERMISSION

CLIENT



PROJECT
RHH - ICU EXPANSION, H BLOCK, LEVEL ONE
48 LIVERPOOL STREET, HOBART

ISSUED FOR INFORMATION

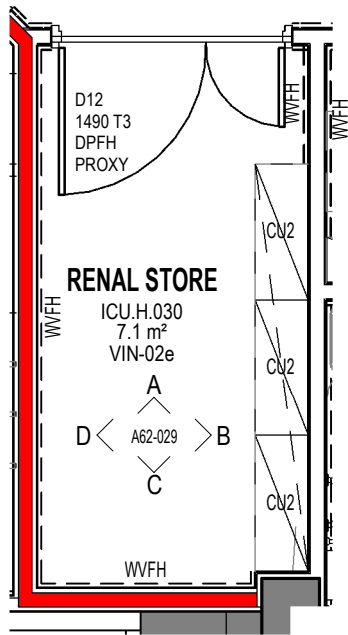
DRAWING TITLE

FAMILY LOUNGE / WAIT ELEVATIONS
ICU.H.027

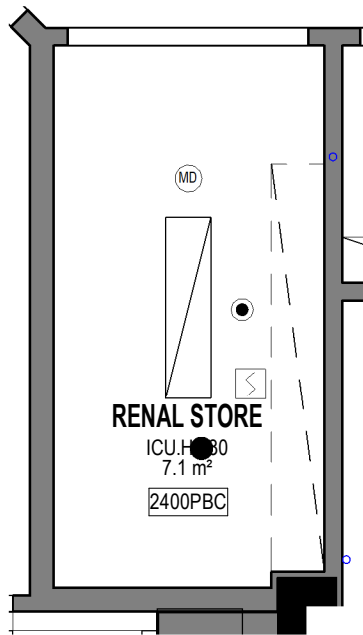
SCALE 1 : 50@A3 DATE 11/27/20 DRAWN BY AA CHECKED SS

PROJECT No 10465 DRAWING No A62-027B REVISION

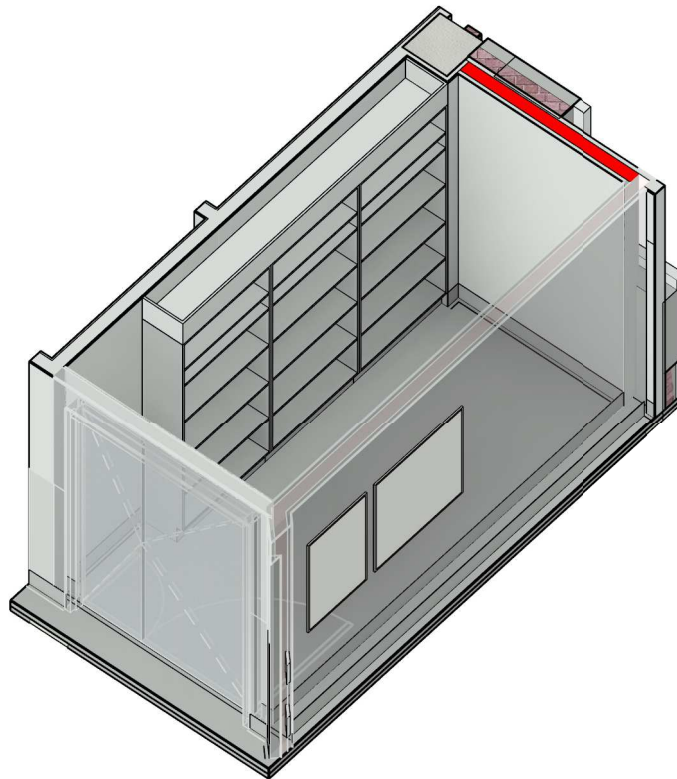
F



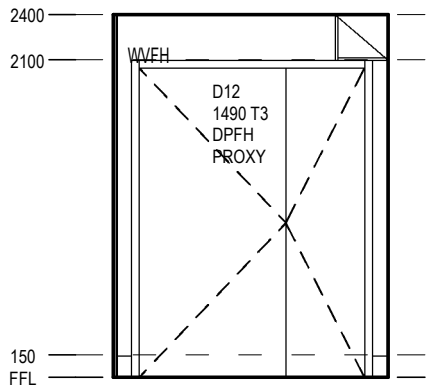
1 **PLAN - RENAL STORE**
SCALE: 1 : 50



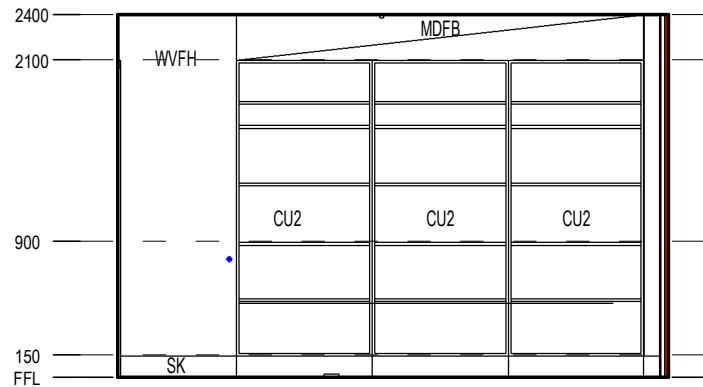
2 **RCP - RENAL STORE**
SCALE: 1 : 50



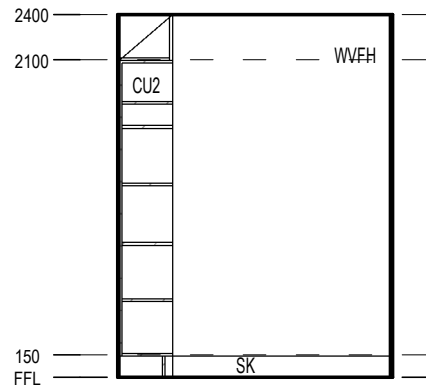
FFE - ICU.H.030	
Keynote	Description
CU2	TALL CUP'D WITHOUT DOORS □ 2100H 900W 600D
MDFB	BULKHEAD - MDF
PPB	PERFORATED PLASTERBOARD CEILING
WVFH	WALL VINYL FULL HEIGHT



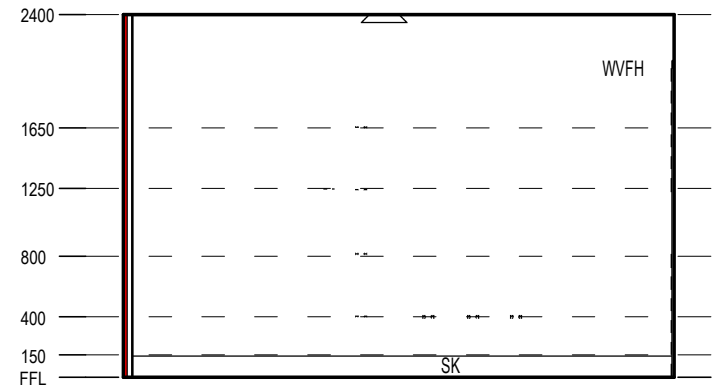
A **ELEVATION**
SCALE: 1 : 50



B **ELEVATION**
SCALE: 1 : 50



C **ELEVATION**
SCALE: 1 : 50



D **ELEVATION**
SCALE: 1 : 50

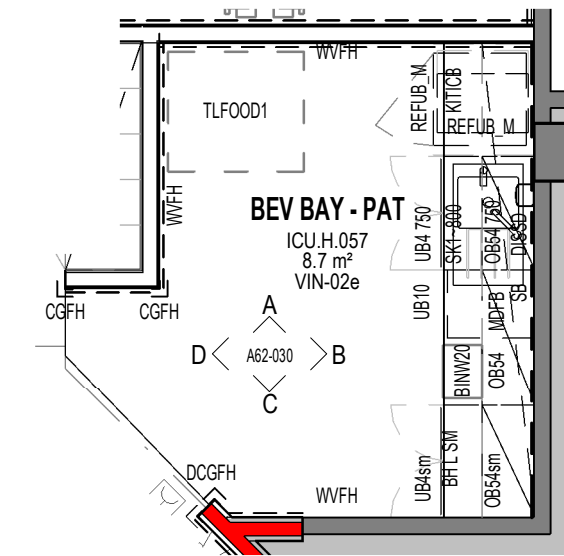
REV	DESCRIPTION	DRN	DATE
A	ISSUED FOR INFORMATION	AA	14/12/2020
B	PROGRESS ISSUE FOR CLIENT	AA	26/03/2021
C	ISSUED FOR INFORMATION	AA	9/04/2021
D	ISSUED TO QUANTITY SURVEYOR	AA	21/05/2021
E	ISSUED FOR PRE-TENDER	AA	26/05/2021
F	ISSUED FOR TENDER	AA	03/06/2021

DIMENSIONS	
USE FIGURED DIMENSIONS. DO NOT SCALE. CONTRACTORS MUST VERIFY ALL DIMENSIONS ON THE SITE BEFORE COMMENCING ANY WORK OR MAKING ANY SHOP DRAWING WHICH MUST BE SUBMITTED AND REVIEWED BEFORE MANUFACTURE.	
COPYRIGHT	
ALL RIGHTS RESERVED. THIS WORK IS COPYRIGHT AND CANNOT BE REPRODUCED OR COPIED IN ANY FORM OR BY ANY MEANS (GRAPHIC, ELECTRONIC OR MECHANICAL, INCLUDING PHOTOCOPYING) WITHOUT THE WRITTEN PERMISSION OF THE PRINCIPAL UNDER THE TERMS OF THE CONTRACT. ANY LICENCE, EXPRESS OR IMPLIED, TO USE THE DOCUMENT FOR ANY PURPOSE WHATSOEVER IS RESTRICTED TO THE TERMS OF THE AGREEMENT OR IMPLIED AGREEMENT WITH THE PRINCIPAL UNDER THE TERMS OF THE CONTRACT.	
ALSO REFER TO STH STANDARD SERVICE POINTS DISCLAIMER AND FF&E SPECIFICATION NOTES	

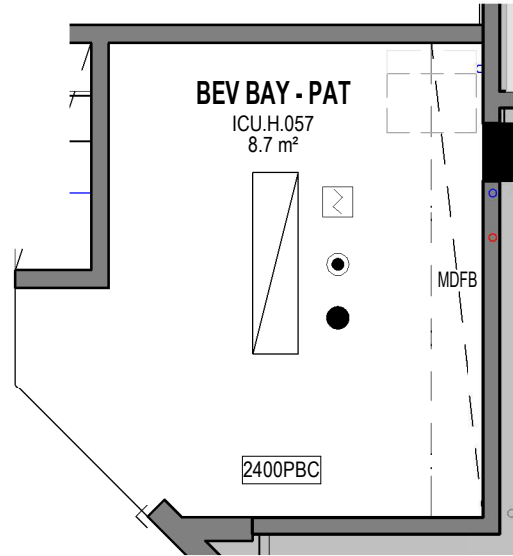
ARCHITECTS	
BPSM architects STH Bush Parkes Shugg & Moon	
ABN: 21 134 476 065 PELACO COMPLEX, BUILDING 3, LEVEL 2 21-31 GOODWOOD ST, RICHMOND VIC 3121, AUSTRALIA PH: (03) 9885 2333 FAX: (03) 9885 2455	
THIS ARCHITECTURAL DESIGN IS THE COPYRIGHT OF SILVER THOMAS HANLEY (AUS) PTY LTD ABN 21 134 476 065 AND SHALL NOT BE REPRODUCED WITHOUT THEIR WRITTEN PERMISSION	

CLIENT	
RHH ROYAL HOBART HOSPITAL	
PROJECT RHH - ICU EXPANSION, H BLOCK, LEVEL ONE 48 LIVERPOOL STREET, HOBART	
ISSUED FOR INFORMATION	

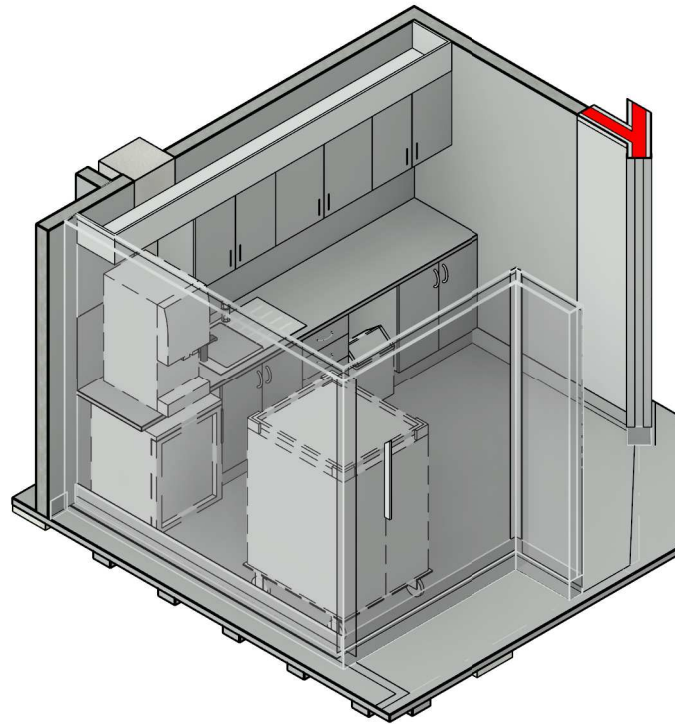
DRAWING TITLE			
RENAL STORE ICU.H.030			
SCALE 1 : 50@A3	DATE 11/27/20	DRAWN BY AA	CHECKED SS
PROJECT No 10465	DRAWING No A62-029	REVISION	F



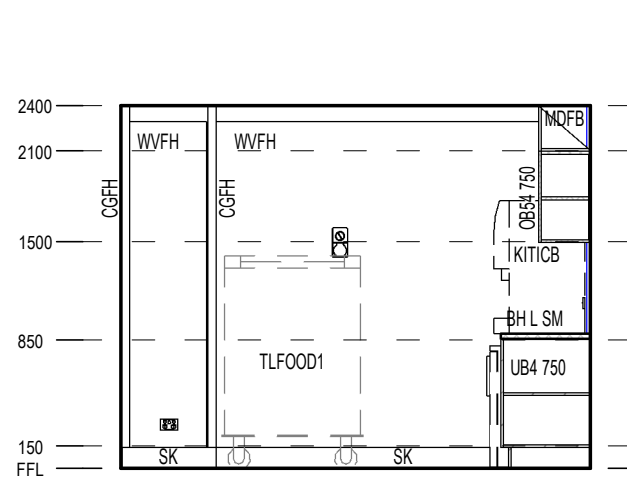
1 PLAN - BAY - BEV / PANTRY
SCALE: 1 : 50



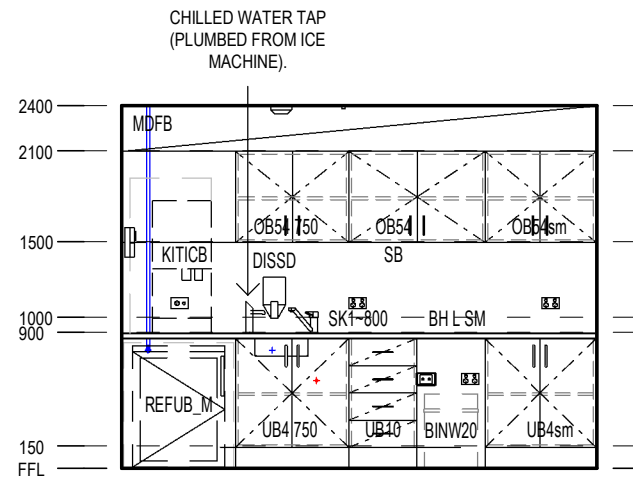
7 RCP - BEV BAY - PAT
SCALE: 1 : 50



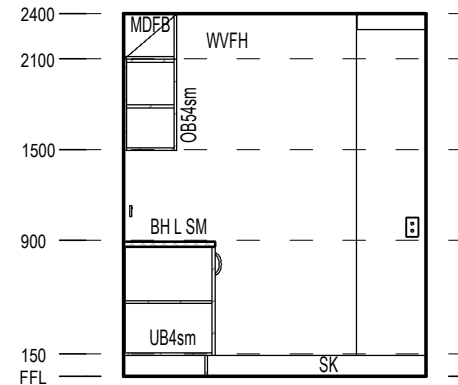
FFE - ICU.H.057	
Keynote	Description
BH L	BENCH HIGH LAMINATE FINISH
BINW20	Bin - Waste 20 Litre
CGFH	FULL HEIGHT CORNER GUARDS
DCGFH	FULL HEIGHT CORNER GUARDS DOULBE
DISSD	Dispenser - Soap
KITICB	ICE MAKER - BENCHTOP
MDFB	BULKHEAD - MDF
PBC	PLASTERBOARD CEILING FLUSH
PTWB	PLUMBING - TEA TAP FOR WATER BOILERS/CHILLERS
PXBS	PLUMBING - FLICKMIXER BENCH MOUNTED FOR SINKS
REFUB_M	REFRIGERATOR - UNDERBENCH MONITORED
SB	SPLASHBACK
SK1-800	SINK - SINGLE END BOWL SINK
UB10	UB UNIT WITH 4 DRAWERS 450W
WVFH	WALL VINYL FULL HEIGHT



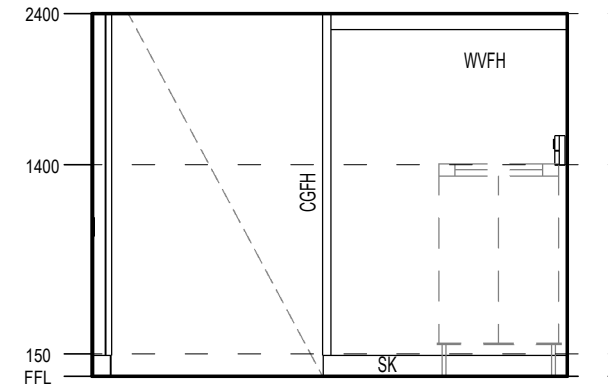
A ELEVATION
SCALE: 1 : 50



B ELEVATION
SCALE: 1 : 50



C ELEVATION
SCALE: 1 : 50



D ELEVATION
SCALE: 1 : 50

REV	DESCRIPTION	DRN	DATE
A	ISSUED FOR INFORMATION	AA	14/12/2020
B	PROGRESS ISSUE FOR CLIENT	AA	26/03/2021
C	ISSUED FOR INFORMATION	AA	9/04/2021
D	ISSUED TO QUANTITY SURVEYOR	AA	21/05/2021
E	ISSUED FOR PRE-TENDER	AA	26/05/2021
F	ISSUED FOR TENDER	AA	03/06/2021

DIMENSIONS
USE FIGURED DIMENSIONS. DO NOT SCALE. CONTRACTORS MUST VERIFY ALL DIMENSIONS ON THE SITE BEFORE COMMENCING ANY WORK OR MAKING ANY SHOP DRAWING WHICH MUST BE SUBMITTED AND REVIEWED BEFORE MANUFACTURE.

COPYRIGHT
ALL RIGHTS RESERVED. THIS WORK IS COPYRIGHT AND CANNOT BE REPRODUCED OR COPIED IN ANY FORM OR BY ANY MEANS (GRAPHIC, ELECTRONIC OR MECHANICAL, INCLUDING PHOTOCOPYING) WITHOUT THE WRITTEN PERMISSION OF THE PRINCIPAL UNDER THE TERMS OF THE CONTRACT. ANY LICENCE, EXPRESS OR IMPLIED, TO USE THE DOCUMENT FOR ANY PURPOSE WHATSOEVER IS RESTRICTED TO THE TERMS OF THE AGREEMENT OR IMPLIED AGREEMENT WITH THE PRINCIPAL UNDER THE TERMS OF THE CONTRACT.

ALSO REFER TO STH STANDARD SERVICE POINTS DISCLAIMER AND FF&E SPECIFICATION NOTES

ARCHITECTS

BPSM architects
Bush Parkes Shugg & Moon

STH

ABN: 21 134 476 065
PELACO COMPLEX, BUILDING 3, LEVEL 2
21-31 GOODWOOD ST, RICHMOND VIC 3121, AUSTRALIA
PH: (03) 9885 2333 FAX: (03) 9885 2455

THIS ARCHITECTURAL DESIGN IS THE COPYRIGHT OF SILVER THOMAS HANLEY (AUS) PTY LTD ABN 21 134 476 065 AND SHALL NOT BE REPRODUCED WITHOUT THEIR WRITTEN PERMISSION

CLIENT

RHH
ROYAL HOBART HOSPITAL

PROJECT

RHH - ICU EXPANSION, H BLOCK, LEVEL ONE
48 LIVERPOOL STREET, HOBART

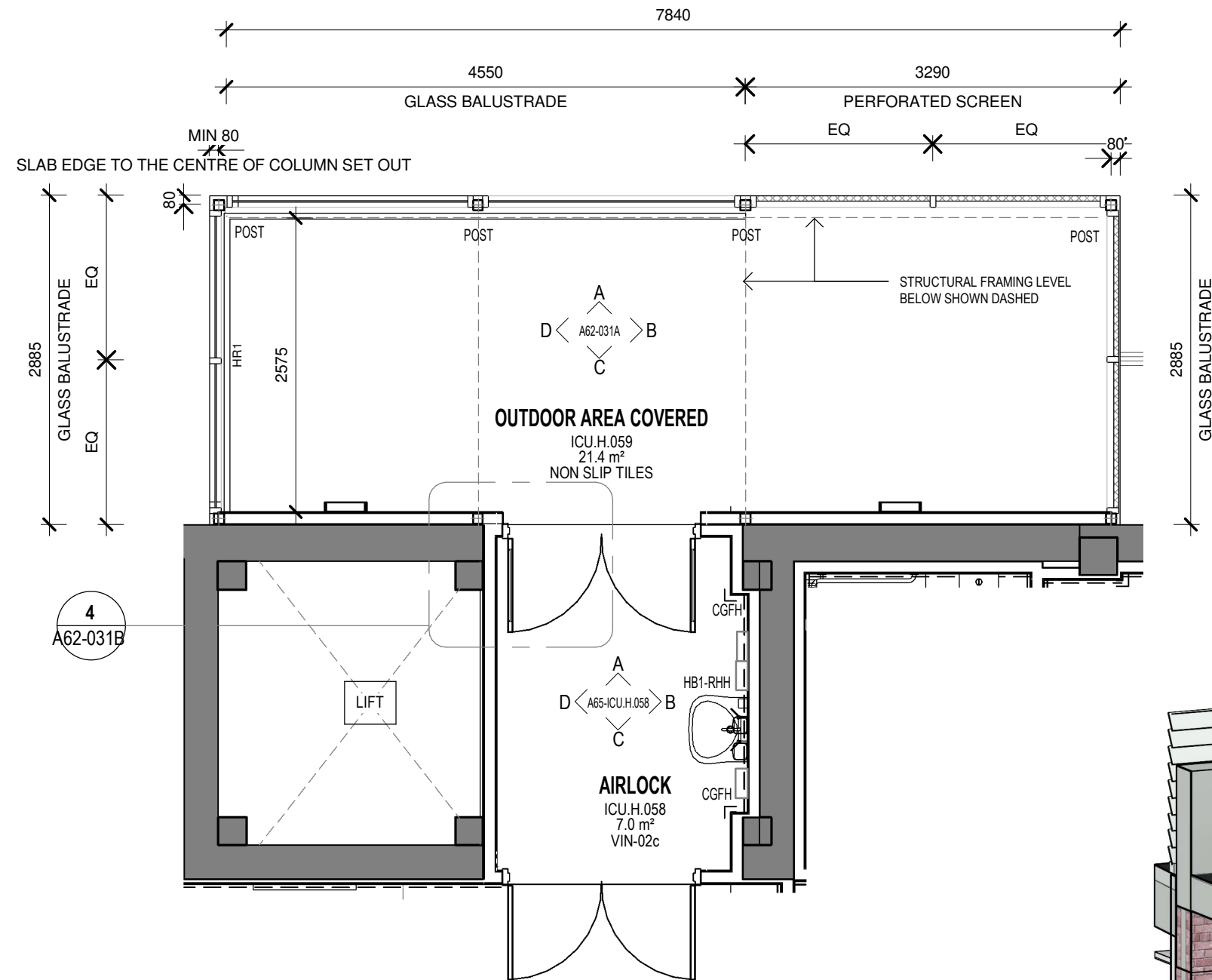
ISSUED FOR INFORMATION

DRAWING TITLE

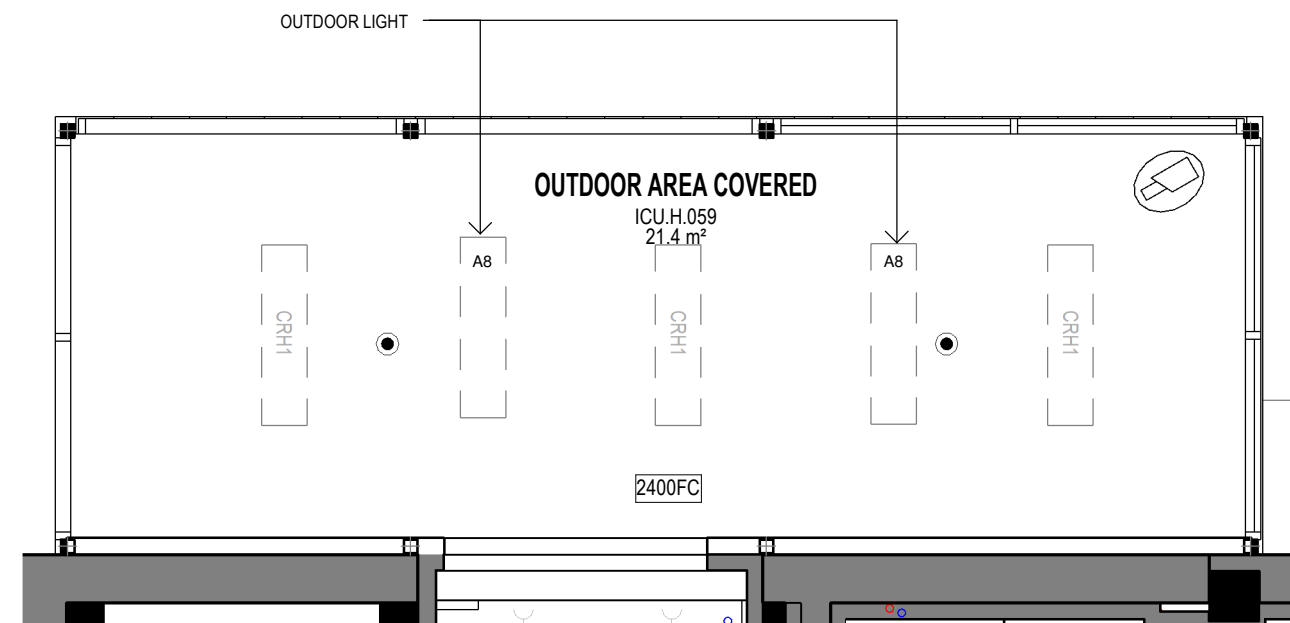
BAY - BEV PANTRY
ICU.H.057

SCALE: 1 : 50@A3 DATE: 11/27/20 DRAWN BY: AA CHECKED: SS

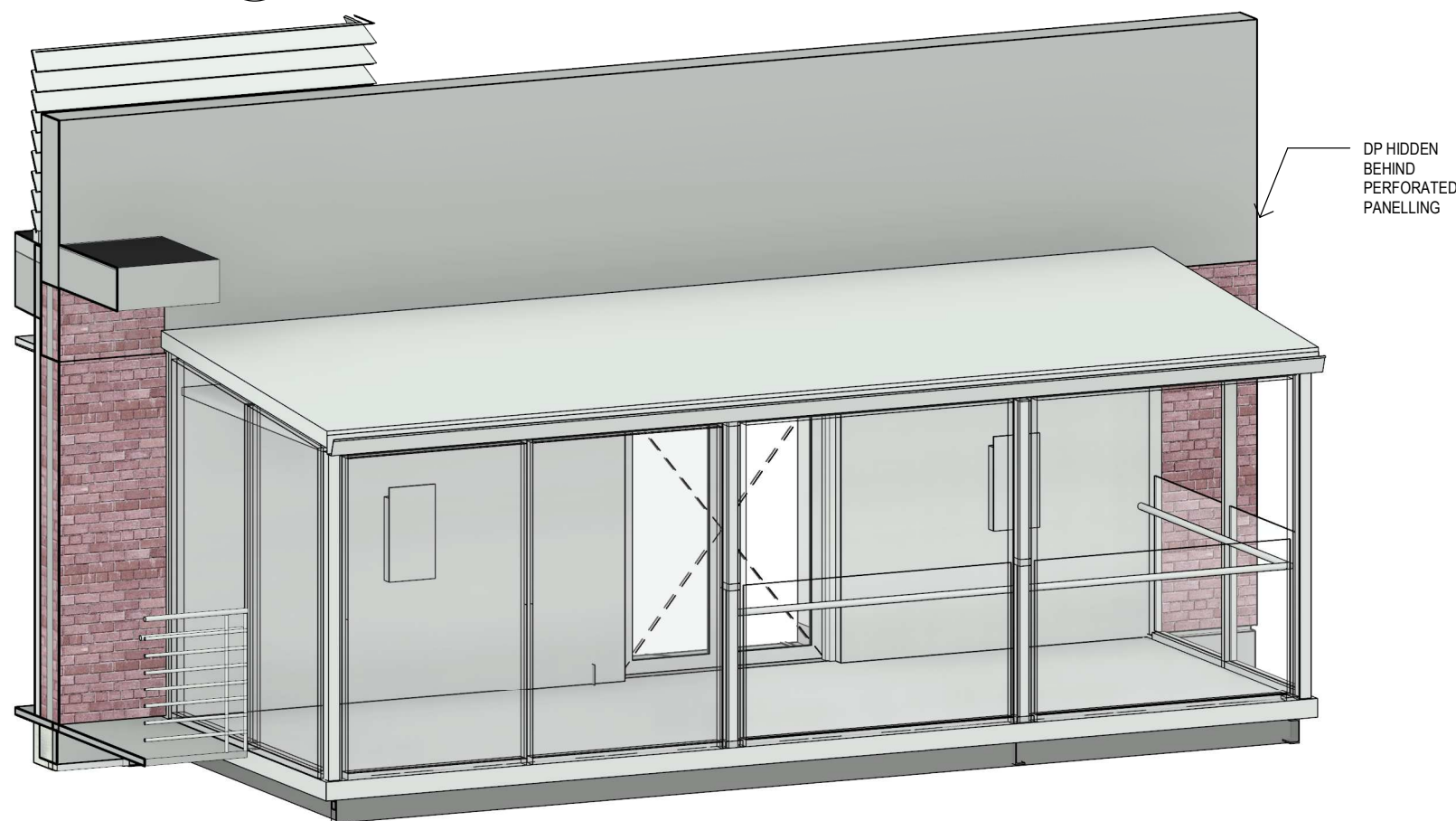
PROJECT No: 10465 DRAWING No: A62-030 REVISION: F



1 PLAN - OUTDOOR AREA COVERED
SCALE: 1 : 50



3 RCP - OUTDOOR AREA COVERED
SCALE: 1 : 50



REV	DESCRIPTION	DRN	DATE
A	REVISION	AA	22/01/2021
B	ISSUE FOR DD SIGN OFF	AA	29/01/2021
C	PROGRESS ISSUE FOR CLIENT	AA	26/03/2021
D	ISSUED FOR INFORMATION	AA	9/04/2021
E	ISSUED TO QUANTITY SURVEYOR	AA	21/05/2021
F	ISSUED FOR PRE-TENDER	AA	26/05/2021
G	ISSUED FOR TENDER	AA	03/06/2021

DIMENSIONS
USE FIGURED DIMENSIONS. DO NOT SCALE. CONTRACTORS MUST VERIFY ALL DIMENSIONS ON THE SITE BEFORE COMMENCING ANY WORK OR MAKING ANY SHOP DRAWING WHICH MUST BE SUBMITTED AND REVIEWED BEFORE MANUFACTURE.

COPYRIGHT
ALL RIGHTS RESERVED. THIS WORK IS COPYRIGHT AND CANNOT BE REPRODUCED OR COPIED IN ANY FORM OR BY ANY MEANS (GRAPHIC, ELECTRONIC OR MECHANICAL, INCLUDING PHOTOCOPYING) WITHOUT THE WRITTEN PERMISSION OF THE PRINCIPAL UNDER THE TERMS OF THE CONTRACT. ANY LICENCE, EXPRESS OR IMPLIED, TO USE THE DOCUMENT FOR ANY PURPOSE WHATSOEVER IS RESTRICTED TO THE TERMS OF THE AGREEMENT OR IMPLIED AGREEMENT WITH THE PRINCIPAL UNDER THE TERMS OF THE CONTRACT.

ALSO REFER TO STH STANDARD SERVICE POINTS DISCLAIMER AND FF&E SPECIFICATION NOTES

ARCHITECTS

STH

ABN: 21 134 476 065
PELACO COMPLEX, BUILDING 3, LEVEL 2
21-31 GOODWOOD ST, RICHMOND VIC 3121, AUSTRALIA
PH: (03) 9885 2333 FAX: (03) 9885 2455

THIS ARCHITECTURAL DESIGN IS THE COPYRIGHT OF SILVER THOMAS HANLEY (AUS) PTY LTD ABN 21 134 476 065 AND SHALL NOT BE REPRODUCED WITHOUT THEIR WRITTEN PERMISSION

CLIENT

RHH
ROYAL HOBART HOSPITAL

PROJECT

RHH - ICU EXPANSION, H
48 LIVERPOOL STREET, HOBART

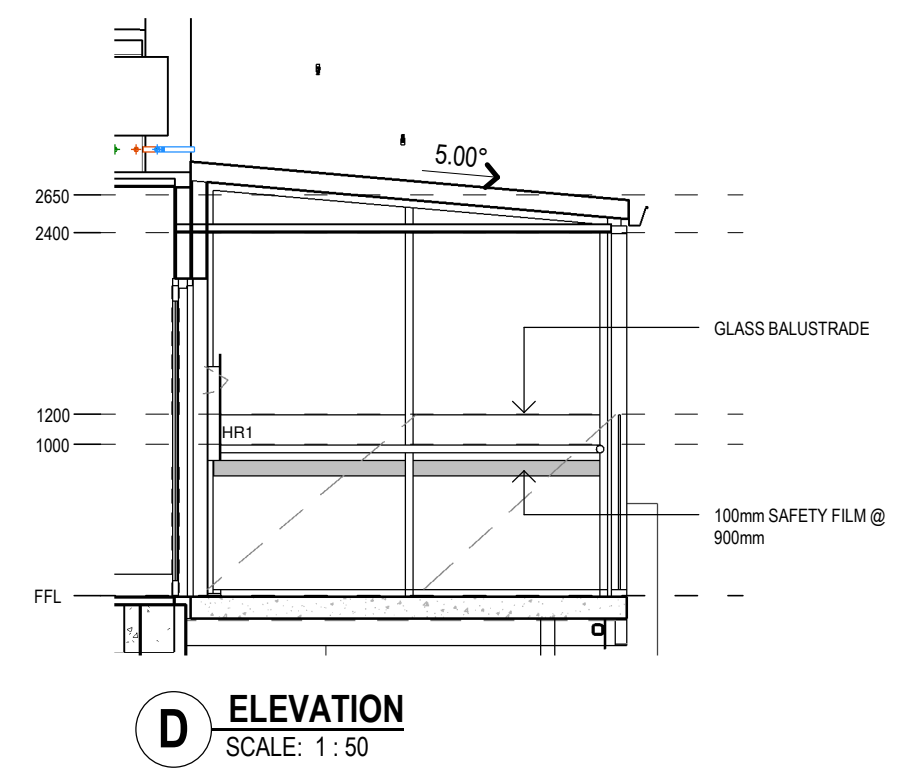
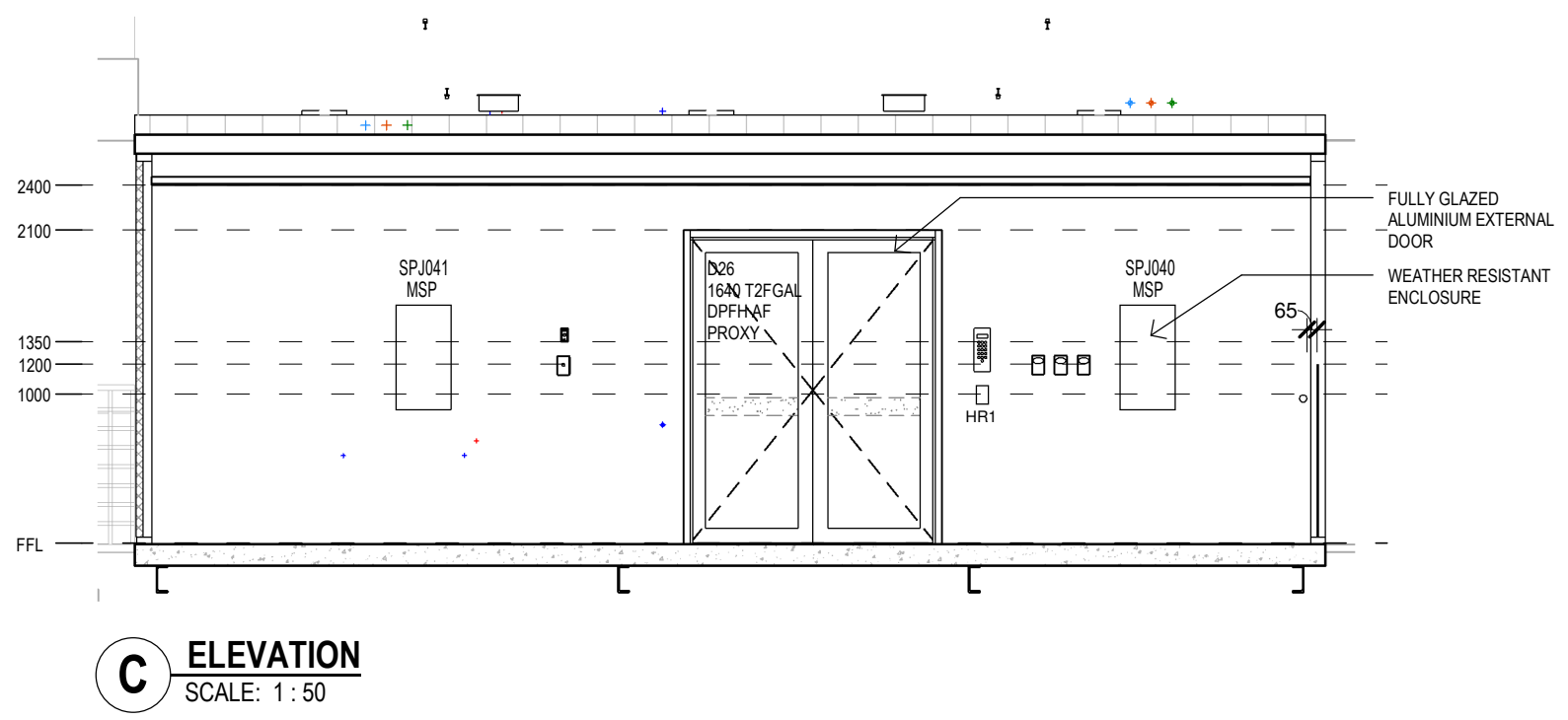
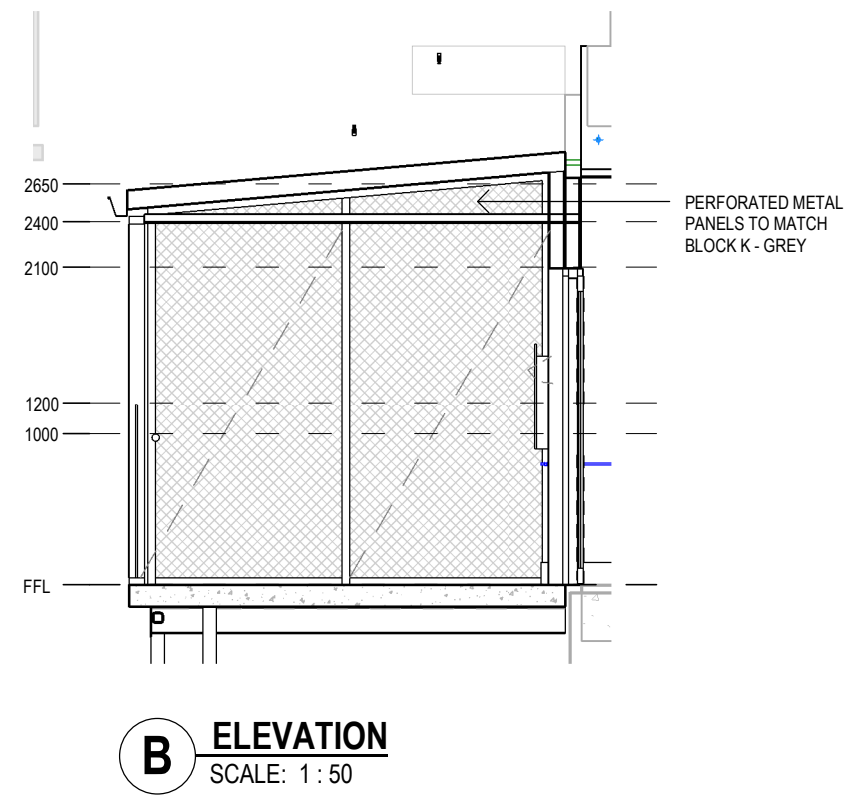
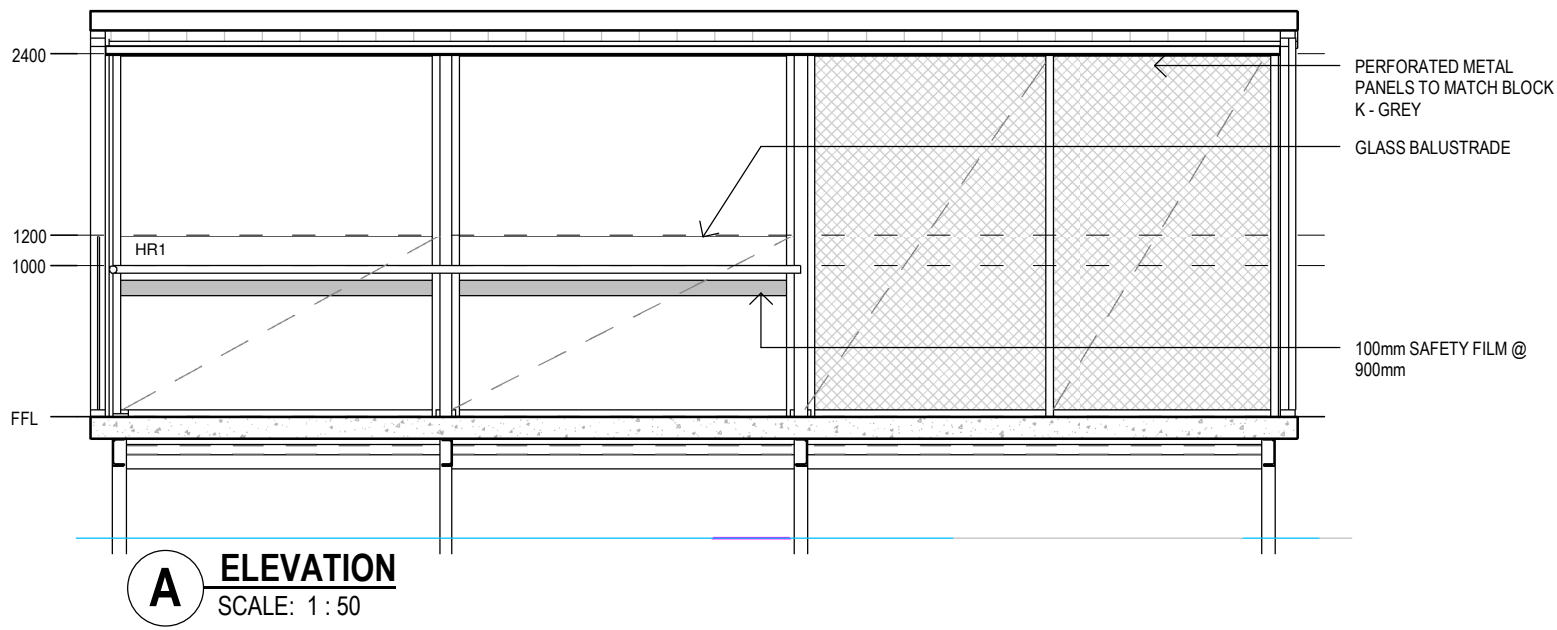
ISSUED FOR INFORMATION

DRAWING TITLE

**OUTDOOR AREA COVERED
PLANS - ICU.H.059**

SCALE 1 : 50@A3 DATE 01/04/21 DRAWN BY AA CHECKED SS

PROJECT No 10465 DRAWING No A62-031 REVISION G



REV	DESCRIPTION	DRN	DATE
A	PROGRESS ISSUE FOR CLIENT	AA	26/03/2021
B	ISSUED FOR INFORMATION	AA	9/04/2021
C	ISSUED TO QUANTITY SURVEYOR	AA	21/05/2021
D	ISSUED FOR PRE-TENDER	AA	26/05/2021
E	ISSUED FOR TENDER	AA	03/06/2021

DIMENSIONS
USE FIGURED DIMENSIONS. DO NOT SCALE. CONTRACTORS MUST VERIFY ALL DIMENSIONS ON THE SITE BEFORE COMMENCING ANY WORK OR MAKING ANY SHOP DRAWING WHICH MUST BE SUBMITTED AND REVIEWED BEFORE MANUFACTURE.

COPYRIGHT
ALL RIGHTS RESERVED. THIS WORK IS COPYRIGHT AND CANNOT BE REPRODUCED OR COPIED IN ANY FORM OR BY ANY MEANS (GRAPHIC, ELECTRONIC OR MECHANICAL, INCLUDING PHOTOCOPYING) WITHOUT THE WRITTEN PERMISSION OF THE PRINCIPAL UNDER THE TERMS OF THE CONTRACT. ANY LICENCE, EXPRESS OR IMPLIED, TO USE THE DOCUMENT FOR ANY PURPOSE WHATSOEVER IS RESTRICTED TO THE TERMS OF THE AGREEMENT OR IMPLIED AGREEMENT WITH THE PRINCIPAL UNDER THE TERMS OF THE CONTRACT.

ALSO REFER TO STH STANDARD SERVICE POINTS DISCLAIMER AND FF&E SPECIFICATION NOTES

ARCHITECTS

BPSM architects
Bush Parkes Shugg & Moon

STH

ABN: 21 134 476 065
PELACO COMPLEX, BUILDING 3, LEVEL 2
21-31 GOODWOOD ST, RICHMOND VIC 3121, AUSTRALIA
PH: (03) 9885 2333 FAX: (03) 9885 2455

THIS ARCHITECTURAL DESIGN IS THE COPYRIGHT OF SILVER THOMAS HANLEY (AUS) PTY LTD ABN 21 134 476 065 AND SHALL NOT BE REPRODUCED WITHOUT THEIR WRITTEN PERMISSION

CLIENT

RHH
ROYAL HOBART HOSPITAL

PROJECT

RHH - ICU EXPANSION, H BLOCK, LEVEL ONE
48 LIVERPOOL STREET, HOBART

ISSUED FOR INFORMATION

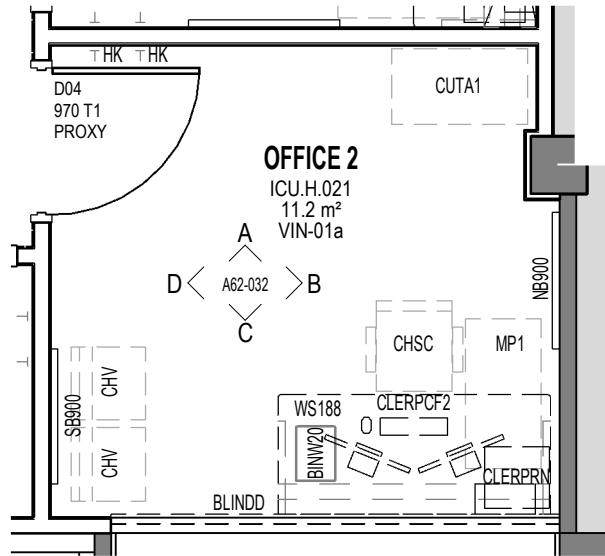
DRAWING TITLE

OUTDOOR AREA COVERED ELEVATIONS - ICU.H.059

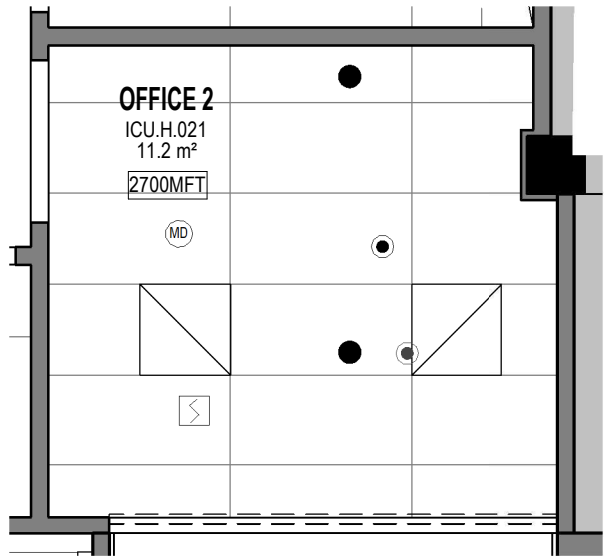
SCALE 1 : 50@A3 DATE 02/22/21 DRAWN BY AA CHECKED SS

PROJECT No 10465 DRAWING No A62-031A REVISION **E**

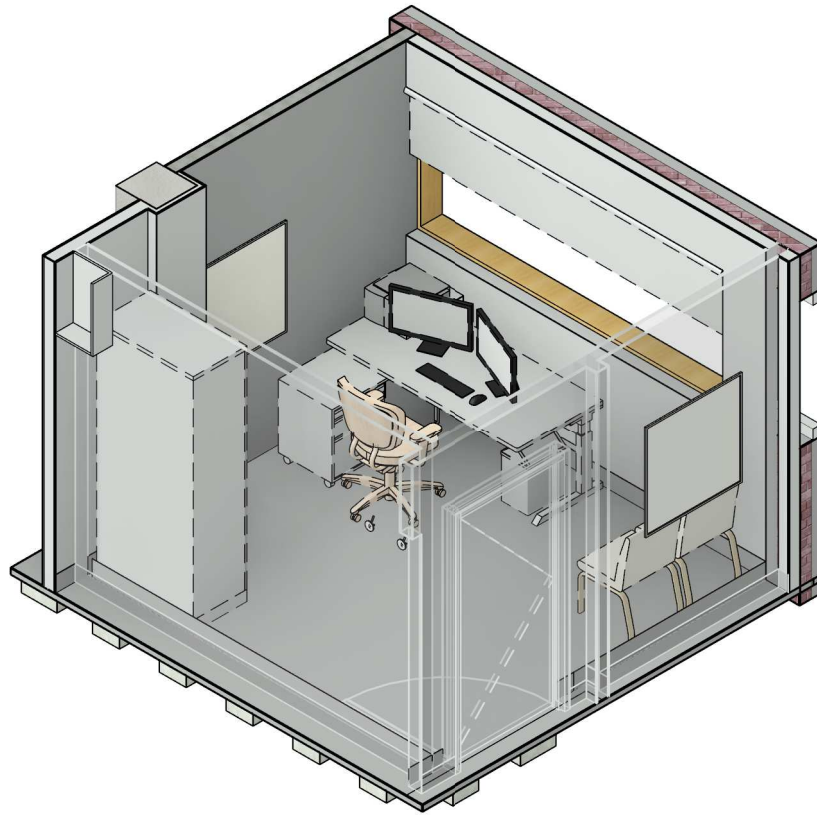
A
 ION
 CKER
 KED



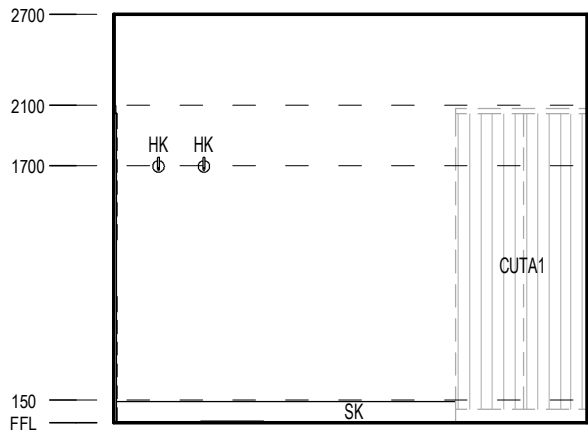
1 PLAN - OFFICE 2
SCALE: 1 : 50



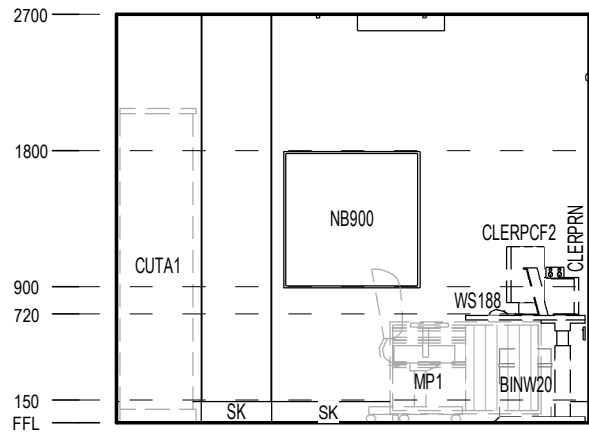
2 RCP - OFFICE 2
SCALE: 1 : 50



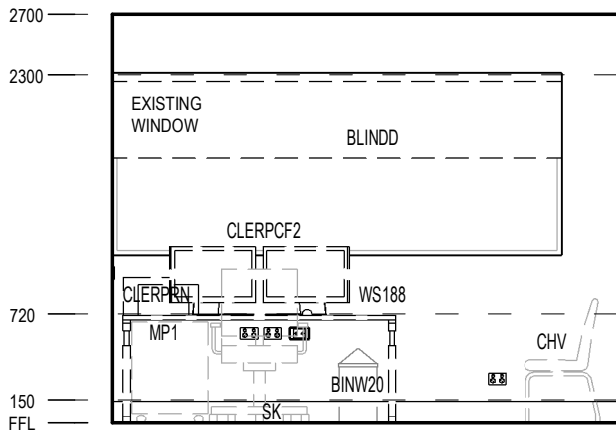
FFE - ICU.H.021	
Keynote	Description
BINW20	Bin - Waste 20 Litre
BLINDD	BLIND - DOUBLE ROLLER BLIND - SHEER & BROWNOUT
CHSC	CHAIR - STAFF CLERICAL ERGONOMIC MEDIUM BACK
CHV	Chair - Visitor without arms
CLERPCF2	CLERICAL - 2No. FLAT SCREENS AND PC
CLERPRN	CLERICAL - COMPUTER TERMINAL PRINTER - NETWORK (STATE)
CUTA1	TALL CUP'D TAMBOUR UNIT 2080H 900W 500D
HK	Hook - Hat & Coat - Standard
MFT	MINERAL FIBRE TILE CEILING 600 X 1200
MP1	Workstation - Mobile Pedestal 1000 x 500dp
NB900	NOTICE BOARD - 900 LONG
SB900	SPIRIT / WHITE BOARD - 900 LONG
WS188	WORKSTATION - 1800 X 800DP



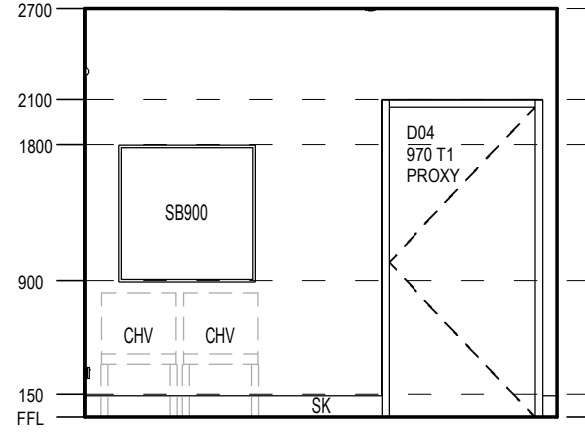
A ELEVATION
SCALE: 1 : 50



B ELEVATION
SCALE: 1 : 50



C ELEVATION
SCALE: 1 : 50



D ELEVATION
SCALE: 1 : 50

REV	DESCRIPTION	DRN	DATE
A	PROGRESS ISSUE FOR CLIENT	AA	26/03/2021
B	ISSUED FOR INFORMATION	AA	9/04/2021
C	ISSUED TO QUANTITY SURVEYOR	AA	21/05/2021
D	ISSUED FOR PRE-TENDER	AA	26/05/2021
E	ISSUED FOR TENDER	AA	03/06/2021

DIMENSIONS
USE FIGURED DIMENSIONS. DO NOT SCALE. CONTRACTORS MUST VERIFY ALL DIMENSIONS ON THE SITE BEFORE COMMENCING ANY WORK OR MAKING ANY SHOP DRAWING WHICH MUST BE SUBMITTED AND REVIEWED BEFORE MANUFACTURE.

COPYRIGHT
ALL RIGHTS RESERVED. THIS WORK IS COPYRIGHT AND CANNOT BE REPRODUCED OR COPIED IN ANY FORM OR BY ANY MEANS (GRAPHIC, ELECTRONIC OR MECHANICAL, INCLUDING PHOTOCOPYING) WITHOUT THE WRITTEN PERMISSION OF THE PRINCIPAL UNDER THE TERMS OF THE CONTRACT. ANY LICENCE, EXPRESS OR IMPLIED, TO USE THE DOCUMENT FOR ANY PURPOSE WHATSOEVER IS RESTRICTED TO THE TERMS OF THE AGREEMENT OR IMPLIED AGREEMENT WITH THE PRINCIPAL UNDER THE TERMS OF THE CONTRACT.

ALSO REFER TO STH STANDARD SERVICE POINTS DISCLAIMER AND FF&E SPECIFICATION NOTES

ARCHITECTS

BPSM architects
Bush Parkes Shugg & Moon

STH

ABN: 21 134 476 065
PELACO COMPLEX, BUILDING 3, LEVEL 2
21-31 GOODWOOD ST, RICHMOND VIC 3121, AUSTRALIA
PH: (03) 9885 2333 FAX: (03) 9885 2455

THIS ARCHITECTURAL DESIGN IS THE COPYRIGHT OF SILVER THOMAS HANLEY (AUS) PTY LTD ABN 21 134 476 065 AND SHALL NOT BE REPRODUCED WITHOUT THEIR WRITTEN PERMISSION

CLIENT

RHH
ROYAL HOBART HOSPITAL

PROJECT

RHH - ICU EXPANSION, H BLOCK, LEVEL ONE
48 LIVERPOOL STREET, HOBART

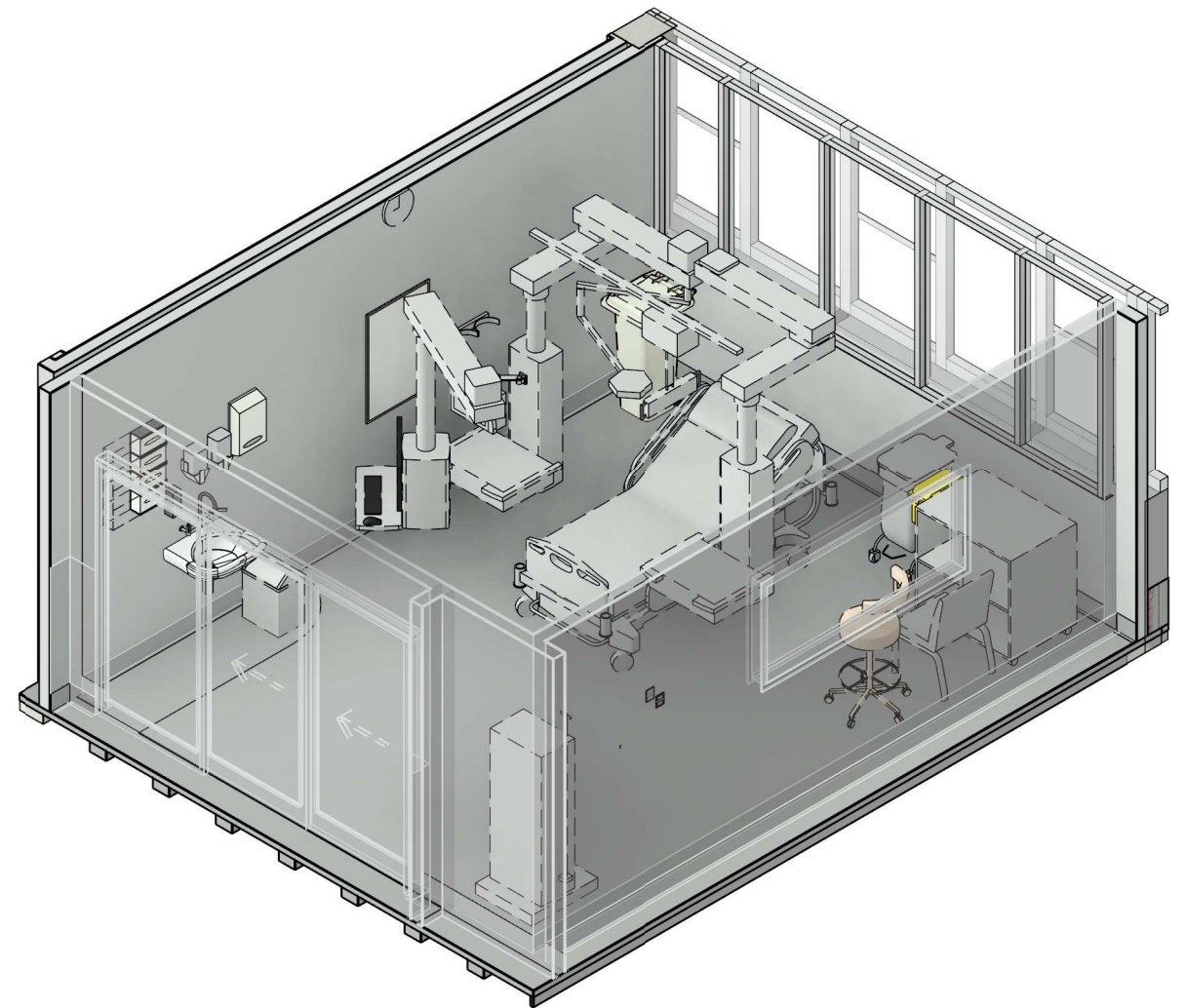
ISSUED FOR INFORMATION

DRAWING TITLE

OFFICE 2 ICU.H.021

SCALE: 1 : 50@A3 DATE: 02/01/21 DRAWN BY: AA CHECKED: SS

PROJECT No: 10465 DRAWING No: A62-032 REVISION: **E**



BEDICU	BED - INTENSIVE CARE
BINC120	BIN - CLINICAL WASTE 120 LITRE
BINSST	BIN - SHARPS DISPOSAL SMALL, TROLLEY MOUNTED
BINW20	Bin - Waste 20 Litre
BRKTST	BRACKET - SHARPS DISPOSAL, TROLLEY MOUNTED
CHST	CHAIR - STOOL
CHV	Chair - Visitor without arms
CLERPCF	CLERICAL <input type="checkbox"/> FLAT SCREEN AND PC
CLSL	CLOCK - TIME (SLAVE - MASTER)
DISAD	Dispenser - Antiseptic
DISGD	DISPENSER - GLOVE - 4 SIZES

DISMD	Dispenser □ Moisturiser
DISPD	DISPENSER - PAPER TOWEL
DISSD	Dispenser - Soap
HB1	HANDWASH BASIN - STAFF SCRUB WITH LEVER HANDLES
MDMON	MEDICAL DIAGNOSTIC EQUIPMENT - MONITOR
MPHD	MEDICAL PATIENT SUPPORT EQUIPMENT - HAEMODIALYSIS MACHINE
MPICUP2	MEDICAL PATIENT SUPPORT EQUIPMENT - ICU SERVICES TANDEM PENDANT (WET & DRY)
MPICUPWS	MEDICAL PATIENT SUPPORT EQUIPMENT - ICU SERVICES FOOT PENDANT WORKSTATION

PBC	PLASTERBOARD CEILING FLUSH
PLTS 2000	Patient Lifting Track System - 2000 Long Track
PLTSL25	PATIENT LIFTING TRACK SYSTEM - LIFTER TO 250KG
PLTW	PLUMBING - LEVER TAPS WALL MOUNTED
SB600	SPIRIT / WHITE BOARD - 600 LONG
STOWGCR2	STORAGE UNIT - TWO GAS CYLINDER WALL RESTRAINT
TC	TEMPERATURE CONTROL
TLICUB	TROLLEY - ICU BEDSIDE
TLND	TROLLEY - LINEN DIRTY
VINYL B	FLOOR VINYL TYPE B
WVFH	WALL VINYL FULL HEIGHT

REV	DESCRIPTION	DRN	DATE
A	PROGRESS ISSUE FOR CLIENT	AA	26/03/2021
B	ISSUED FOR INFORMATION	AA	9/04/2021
C	ISSUED TO QUANTITY SURVEYOR	AA	21/05/2021
D	ISSUED FOR PRE-TENDER	AA	26/05/2021
E	ISSUED FOR TENDER	AA	03/06/2021

DIMENSIONS

**USE FIGURED DIMENSIONS, DO NOT SCALE. CONTRACTORS MUST
VERIFY ALL DIMENSIONS ON THE SITE BEFORE COMMENCING ANY
WORK OR MAKING ANY SHOP DRAWING WHICH MUST BE SUBMITTED
AND REVIEWED BEFORE MANUFACTURE.**

COPYRIGHT

**ALL RIGHTS RESERVED. THIS WORK IS COPYRIGHT AND CANNOT BE
REPRODUCED OR COPIED IN ANY FORM OR BY ANY MEANS
(GRAPHIC, ELECTRONIC OR MECHANICAL, INCLUDING
PHOTOCOPYING) WITHOUT THE WRITTEN PERMISSION OF THE
PRINCIPAL UNDER THE TERMS OF THE CONTRACT. ANY LICENCE,
EXPRESS OR IMPLIED, TO USE THE DOCUMENT FOR ANY PURPOSE
WHATSOEVER IS RESTRICTED TO THE TERMS OF THE AGREEMENT
OR IMPLIED AGREEMENT WITH THE PRINCIPAL UNDER THE TERMS
OF THE CONTRACT.**

**ALSO REFER TO STH STANDARD SERVICE POINTS
DISCLAIMER AND F&E SPECIFICATION NOTES**

ARCHITECTS

BPSM architects
Bush Parkes Shugg & Moon

STH

ABN: 21 134 476 065


PELACO COMPLEX, BUILDING 3, LEVEL 2

21-31 GOODWOOD ST, RICHMOND VIC 3121, AUSTRALIA

PH: (03) 9885 2333 FAX: (03) 9885 2455

THIS ARCHITECTURAL DESIGN IS THE COPYRIGHT OF SILVER THOMAS
HANLEY (AUS) PTY LTD ABN 21 134 476 065 AND SHALL NOT BE
REPRODUCED WITHOUT THEIR WRITTEN PERMISSION

CLIENT



RHH
ROYAL HOBART HOSPITAL

PROJECT

**RHH - ICU EXPANSION, H BLOCK,
LEVEL ONE**

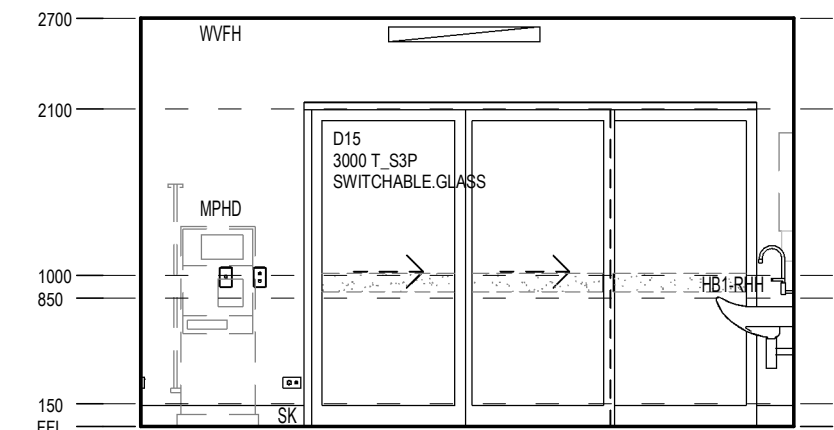
48 LIVERPOOL STREET, HOBART

ISSUED FOR INFORMATION

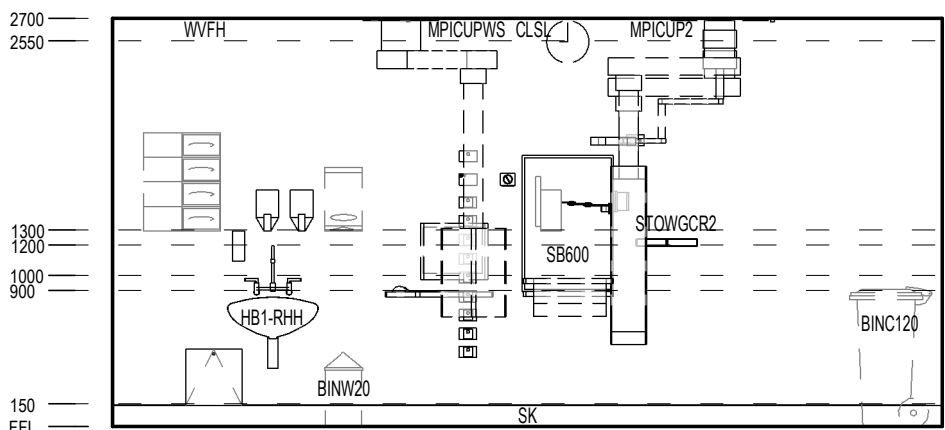
DRAWING TITLE
1 BED - ICU 1 PLANS
ICU.H.033

SCALE	DATE	DRAWN BY	CHECKED
1 : 50@A3	01/29/21	AA	SS

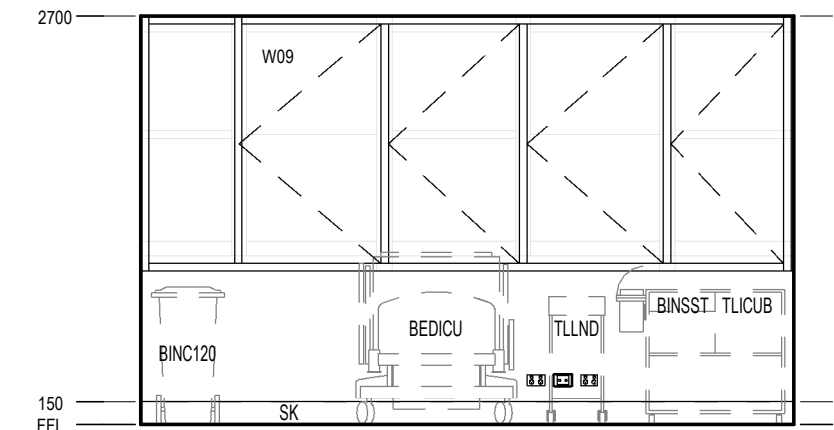
PROJECT No	DRAWING No	REVISION
10465	A62-033	E



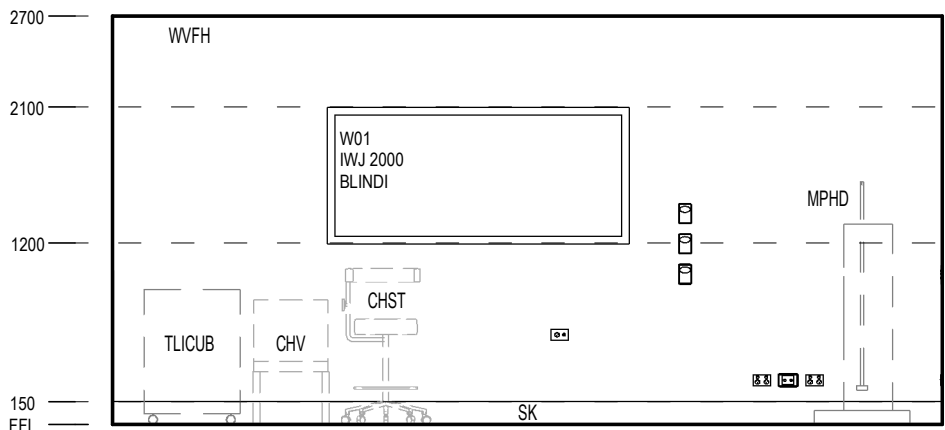
A ELEVATION
SCALE: 1 : 50



B ELEVATION
SCALE: 1 : 50



C ELEVATION
SCALE: 1 : 50



D ELEVATION
SCALE: 1 : 50

FFE - ICU.H.033	
Keynote	Description

BEDICU	BED - INTENSIVE CARE
BINC120	BIN - CLINICAL WASTE 120 LITRE
BINSST	BIN - SHARPS DISPOSAL SMALL, TROLLEY MOUNTED
BINW20	Bin - Waste 20 Litre
BRKTST	BRACKET - SHARPS DISPOSAL, TROLLEY MOUNTED
CHST	CHAIR - STOOL
CHV	Chair - Visitor without arms
CLERPCF	CLERICAL □ FLAT SCREEN AND PC
CLSL	CLOCK - TIME (SLAVE - MASTER)
DISAD	Dispenser - Antiseptic
DISGD	DISPENSER - GLOVE - 4 SIZES

FFE - ICU.H.033	
Keynote	Description

DISMD	Dispenser □ Moisturiser
DISPD	DISPENSER - PAPER TOWEL
DISSD	Dispenser - Soap
HB1	HANDWASH BASIN - STAFF SCRUB WITH LEVER HANDLES
MDMON	MEDICAL DIAGNOSTIC EQUIPMENT - MONITOR
MPHD	MEDICAL PATIENT SUPPORT EQUIPMENT - HAEMODIALYSIS MACHINE
MPICUP2	MEDICAL PATIENT SUPPORT EQUIPMENT - ICU SERVICES TANDEM PENDANT (WET & DRY)
MPICUPWS	MEDICAL PATIENT SUPPORT EQUIPMENT - ICU SERVICES FOOT PENDANT WORKSTATION

FFE - ICU.H.033	
Keynote	Description

PBC	PLASTERBOARD CEILING FLUSH
PLTS 2000	Patient Lifting Track System - 2000 Long Track
PLTSL25	PATIENT LIFTING TRACK SYSTEM - LIFTER TO 250KG
PLTW	PLUMBING - LEVER TAPS WALL MOUNTED
SB600	SPIRIT / WHITE BOARD - 600 LONG
STOWGCR2	STORAGE UNIT - TWO GAS CYLINDER WALL RESTRAINT
TC	TEMPERATURE CONTROL
TLICUB	TROLLEY - ICU BEDSIDE
TLLND	TROLLEY - LINEN DIRTY
VINYL B	FLOOR VINYL TYPE B
WVFH	WALL VINYL FULL HEIGHT

REV	DESCRIPTION	DRN	DATE
A	PROGRESS ISSUE FOR CLIENT	AA	26/03/2021
B	ISSUED FOR INFORMATION	AA	9/04/2021
C	ISSUED TO QUANTITY SURVEYOR	AA	21/05/2021
D	ISSUED FOR PRE-TENDER	AA	26/05/2021
E	ISSUED FOR TENDER	AA	03/06/2021

DIMENSIONS
USE FIGURED DIMENSIONS. **DO NOT SCALE.** CONTRACTORS MUST VERIFY ALL DIMENSIONS ON THE SITE BEFORE COMMENCING ANY WORK OR MAKING ANY SHOP DRAWING WHICH MUST BE SUBMITTED AND REVIEWED BEFORE MANUFACTURE.

COPYRIGHT
ALL RIGHTS RESERVED. THIS WORK IS COPYRIGHT AND CANNOT BE REPRODUCED OR COPIED IN ANY FORM OR BY ANY MEANS (GRAPHIC, ELECTRONIC OR MECHANICAL, INCLUDING PHOTOCOPYING) WITHOUT THE WRITTEN PERMISSION OF THE PRINCIPAL UNDER THE TERMS OF THE CONTRACT. ANY LICENCE, EXPRESS OR IMPLIED, TO USE THE DOCUMENT FOR ANY PURPOSE WHATSOEVER IS RESTRICTED TO THE TERMS OF THE AGREEMENT OR IMPLIED AGREEMENT WITH THE PRINCIPAL UNDER THE TERMS OF THE CONTRACT.

ALSO REFER TO STH STANDARD SERVICE POINTS
DISCLAIMER AND FF&E SPECIFICATION NOTES

ARCHITECTS

BPSMarchitects
Bush Parkes Shugg & Moon

STH

ABN: 21 134 476 065
PELACO COMPLEX, BUILDING 3, LEVEL 2
21-31 GOODWOOD ST, RICHMOND VIC 3121, AUSTRALIA
PH: (03) 9885 2333 FAX: (03) 9885 2455

THIS ARCHITECTURAL DESIGN IS THE COPYRIGHT OF SILVER THOMAS HANLEY (AUS) PTY LTD ABN 21 134 476 065 AND SHALL NOT BE REPRODUCED WITHOUT THEIR WRITTEN PERMISSION

CLIENT

**RHH**
ROYAL HOBART HOSPITAL

PROJECT

RHH - ICU EXPANSION, H BLOCK, LEVEL ONE

48 LIVERPOOL STREET, HOBART

ISSUED FOR INFORMATION

DRAWING TITLE

**1 BED - ICU 1 ELEVATIONS
ICU.H.033**

SCALE 1 : 50@A3

DATE 02/19/21

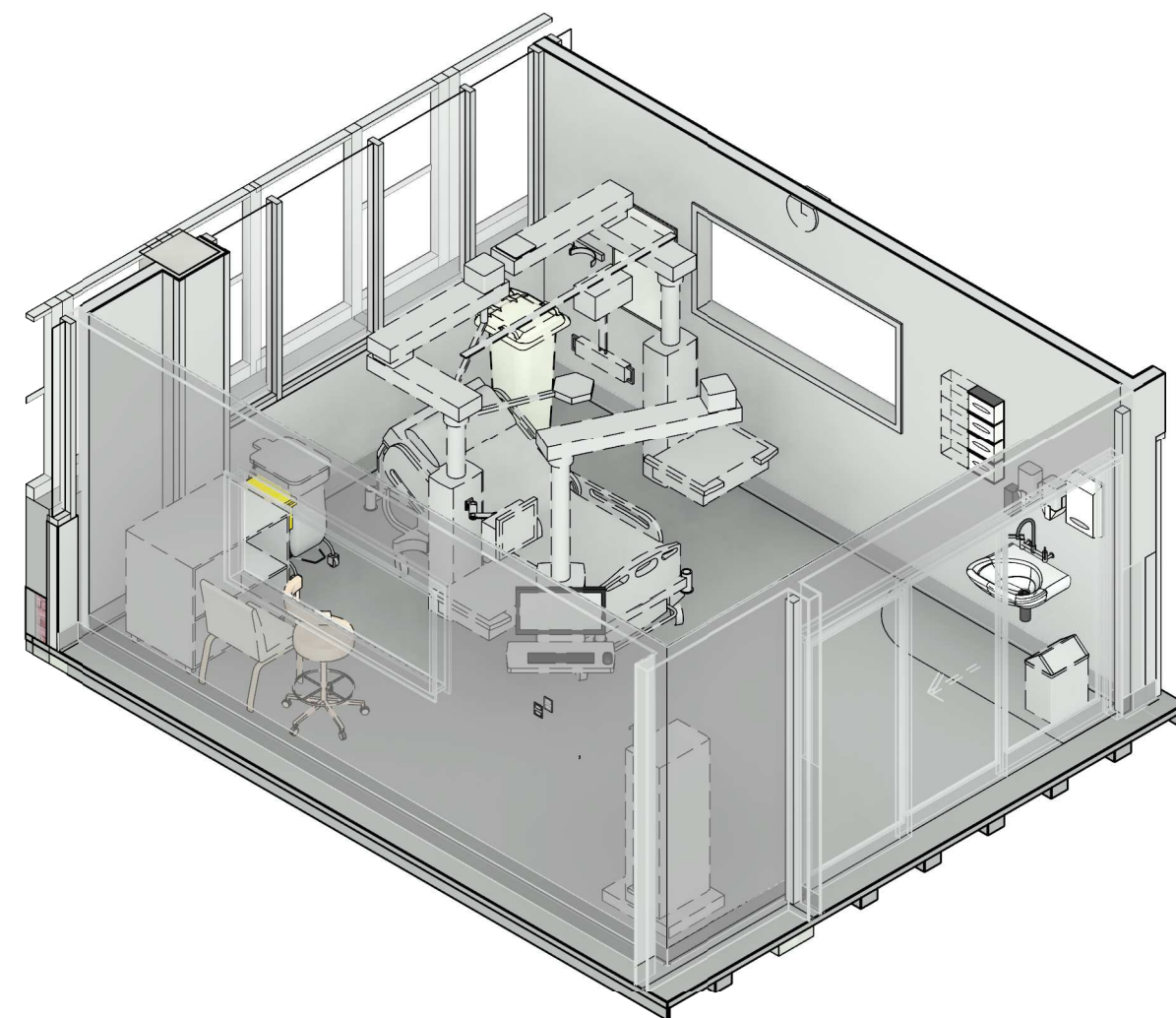
DRAWN BY AA

CHECKED SS

PROJECT No 10465

DRAWING No A62-033A

REVISION **E**

[illegible]

DIMENSIONS

USE FIGURED DIMENSIONS, DO NOT SCALE. CONTRACTORS MUST VERIFY ALL DIMENSIONS ON THE SITE BEFORE COMMENCING ANY WORK OR MAKING ANY SHOP DRAWING WHICH MUST BE SUBMITTED AND REVIEWED BEFORE MANUFACTURE.

COPYRIGHT

ALL RIGHTS RESERVED. THIS DESIGN IS COPYRIGHT AND CANNOT BE REPRODUCED OR COPIED IN ANY MANNER OR BY ANY MEANS (GRAPHIC, ELECTRONIC OR MECHANICAL, INCLUDING PHOTOCOPYING) WITHOUT THE WRITTEN PERMISSION OF THE PRINCIPAL UNDER THE TERMS OF THE CONTRACT. ANY LICENCE, EXPRESS OR IMPLIED, TO USE THE DOCUMENT FOR ANY PURPOSE WHATSOEVER IS RESTRICTED TO THE TERMS OF THE AGREEMENT OR IMPLIED AGREEMENT WITH THE PRINCIPAL UNDER THE TERMS OF THE CONTRACT.

**ALSO REFER TO STH STANDARD SERVICE POINTS
DISCLAIMER AND FF&E SPECIFICATION NOTES**

ARCHITECTS

BPSM architects
Bush Parkes Shugg & Moon

STH

ABN: 21 134 476 065
PELACO COMPLEX, BUILDING 3, LEVEL 2
21-31 GOODWOOD ST, RICHMOND VIC 3121, AUSTRALIA
PH: (03) 9885 2333 FAX: (03) 9885 2455

THIS ARCHITECTURAL DESIGN IS THE COPYRIGHT OF SILVER THOMAS
HANLEY (AUS) PTY LTD ABN 21 134 476 065 AND SHALL NOT BE
REPRODUCED WITHOUT THEIR WRITTEN PERMISSION

CLIENT

 **RHH**
ROYAL HOBART HOSPITAL

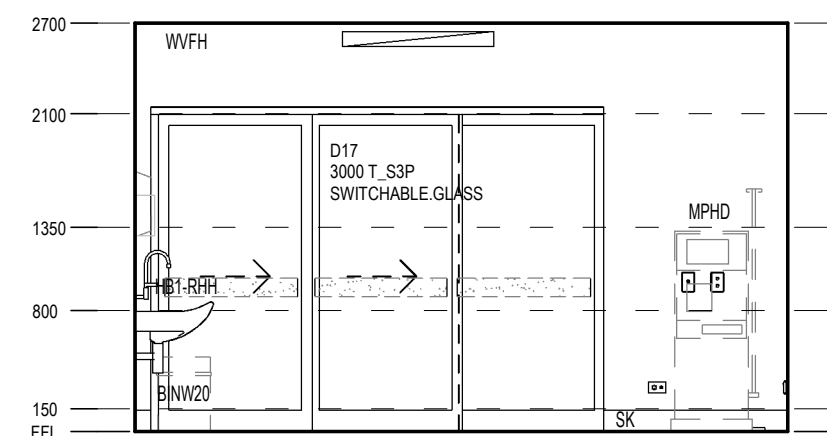
PROJECT

**RHH - ICU EXPANSION, H BLOCK,
LEVEL ONE**
48 LIVERPOOL STREET, HOBART

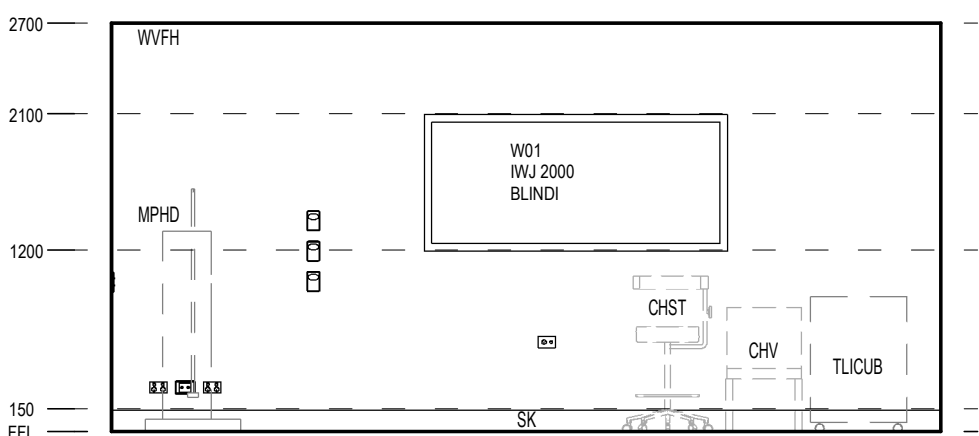
ISSUED FOR INFORMATION

1 BED - ICU 2 PLANS
ICU.H.035

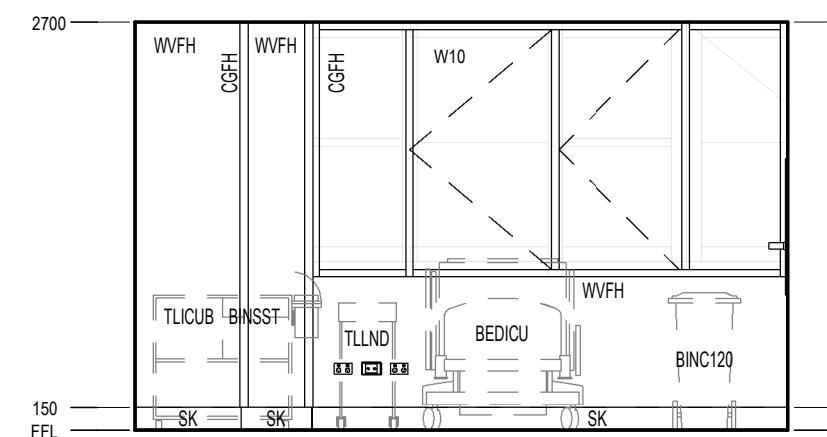
PROJECT No 10465 DRAWING No A62-034 REVISION



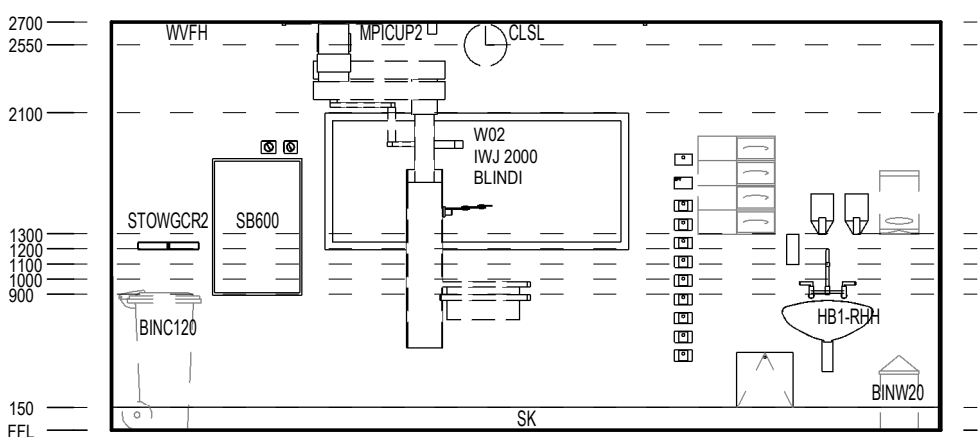
A ELEVATION
SCALE: 1 : 50



B ELEVATION
SCALE: 1 : 50



C ELEVATION
SCALE: 1 : 50



D ELEVATION
SCALE: 1 : 50

FFE - ICU.H.035	
Keynote	Description
BEDICU	BED - INTENSIVE CARE
BINC120	BIN - CLINICAL WASTE 120 LITRE
BINSST	BIN - SHARPS DISPOSAL SMALL, TROLLEY MOUNTED
BINW20	Bin - Waste 20 Litre
BRKTST	BRACKET - SHARPS DISPOSAL, TROLLEY MOUNTED
CGFH	FULL HEIGHT CORNER GUARD
CHST	CHAIR - STOOL
CHV	Chair - Visitor without arms
CLERPCF	CLERICAL □ FLAT SCREEN AND PC
CLSL	CLOCK - TIME (SLAVE - MASTER)
DISAD	Dispenser - Antiseptic

FFE - ICU.H.035	
Keynote	Description
DISGD	DISPENSER - GLOVE - 4 SIZES
DISMD	Dispenser □ Moisturiser
DISPD	DISPENSER - PAPER TOWEL
DISSD	Dispenser - Soap
HB1	HANDWASH BASIN - STAFF SCRUB WITH LEVER HANDLES
IWJ	INTERNAL WINDOW TYPE J - SILL AT 1200
MDMON	MEDICAL DIAGNOSTIC EQUIPMENT - MONITOR
MPHD	MEDICAL PATIENT SUPPORT EQUIPMENT - HAEMODIALYSIS MACHINE
MPICUP2	MEDICAL PATIENT SUPPORT EQUIPMENT - ICU SERVICES TANDEM PENDANT (WET & DRY)

FFE - ICU.H.035	
Keynote	Description
MPICUPWS	MEDICAL PATIENT SUPPORT EQUIPMENT - ICU SERVICES FOOT PENDANT WORKSTATION
PBC	PLASTERBOARD CEILING FLUSH
PLTS 2000	Patient Lifting Track System - 2000 Long Track
PLTSL25	PATIENT LIFTING TRACK SYSTEM - LIFTER TO 250KG
PLTW	PLUMBING - LEVER TAPS WALL MOUNTED
SB600	SPIRIT / WHITE BOARD - 600 LONG
STOWGCR2	STORAGE UNIT - TWO GAS CYLINDER WALL RESTRAINT
TC	TEMPERATURE CONTROL
TLICUB	TROLLEY - ICU BEDSIDE
TLLND	TROLLEY - LINEN DIRTY
VINYL B	FLOOR VINYL TYPE B
WVFH	WALL VINYL FULL HEIGHT

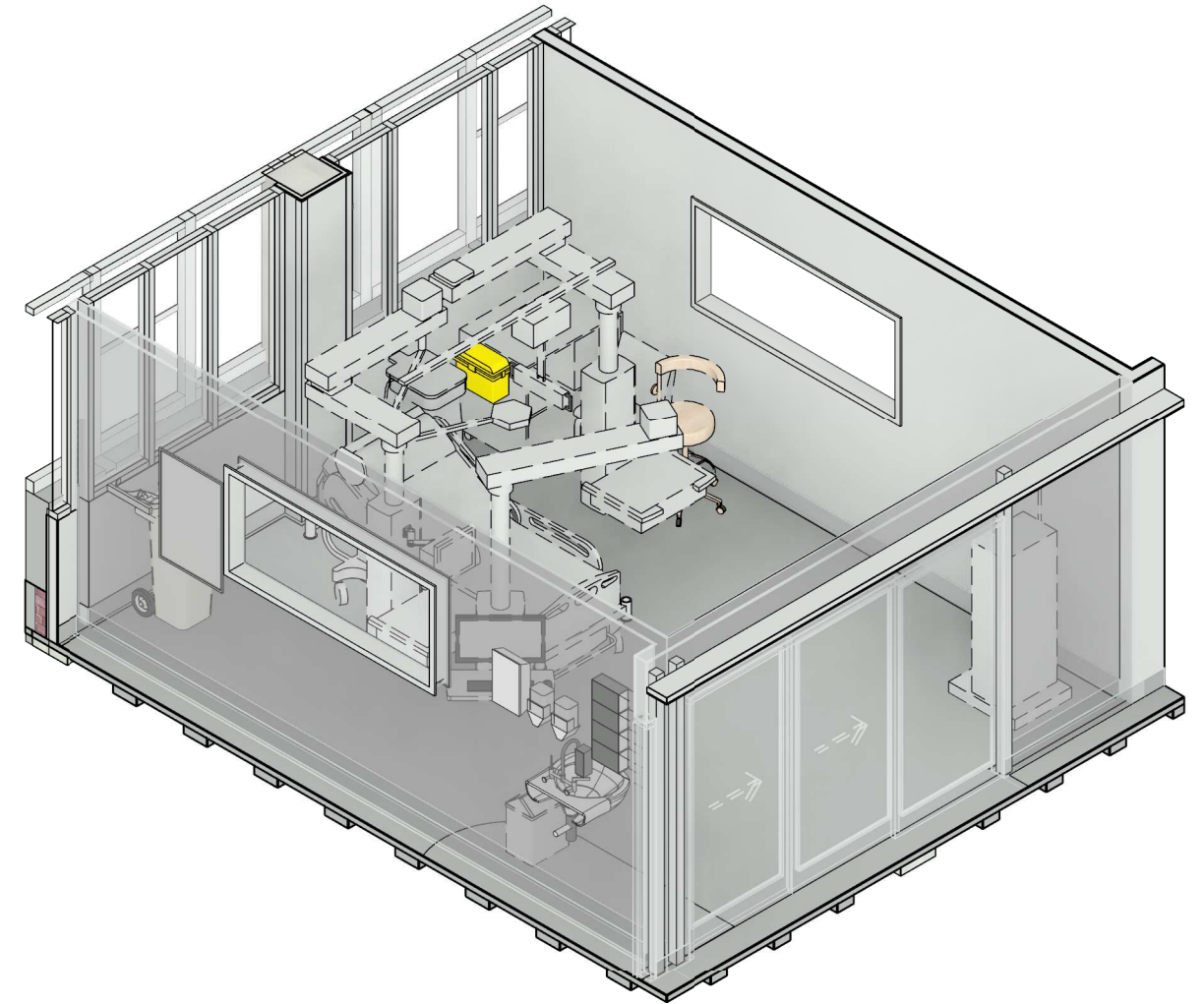
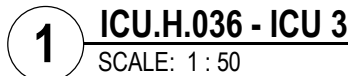
REV	DESCRIPTION	DRN	DATE
A	PROGRESS ISSUE FOR CLIENT	AA	26/03/2021
B	ISSUED FOR INFORMATION	AA	9/04/2021
C	ISSUED TO QUANTITY SURVEYOR	AA	21/05/2021
D	ISSUED FOR PRE-TENDER	AA	26/05/2021
E	ISSUED FOR TENDER	AA	03/06/2021

DIMENSIONS	
USE FIGURED DIMENSIONS. DO NOT SCALE. CONTRACTORS MUST VERIFY ALL DIMENSIONS ON THE SITE BEFORE COMMENCING ANY WORK OR MAKING ANY SHOP DRAWING WHICH MUST BE SUBMITTED AND REVIEWED BEFORE MANUFACTURE.	
COPYRIGHT	
ALL RIGHTS RESERVED. THIS WORK IS COPYRIGHT AND CANNOT BE REPRODUCED OR COPIED IN ANY FORM OR BY ANY MEANS (GRAPHIC, ELECTRONIC OR MECHANICAL, INCLUDING PHOTOCOPYING) WITHOUT THE WRITTEN PERMISSION OF THE PRINCIPAL UNDER THE TERMS OF THE CONTRACT. ANY LICENCE, EXPRESS OR IMPLIED, TO USE THE DOCUMENT FOR ANY PURPOSE WHATSOEVER IS RESTRICTED TO THE TERMS OF THE AGREEMENT OR IMPLIED AGREEMENT WITH THE PRINCIPAL UNDER THE TERMS OF THE CONTRACT.	
ALSO REFER TO STH STANDARD SERVICE POINTS DISCLAIMER AND FF&E SPECIFICATION NOTES	

ARCHITECTS	
<div><div>BPSMarchitects <small>Bush Parkes Shugg & Moon</small></div><div>STH</div></div>	
ABN: 21 134 476 065 PELACO COMPLEX, BUILDING 3, LEVEL 2 21-31 GOODWOOD ST, RICHMOND VIC 3121, AUSTRALIA PH: (03) 9885 2333 FAX: (03) 9885 2455	
THIS ARCHITECTURAL DESIGN IS THE COPYRIGHT OF SILVER THOMAS HANLEY (AUS) PTY LTD ABN 21 134 476 065 AND SHALL NOT BE REPRODUCED WITHOUT THEIR WRITTEN PERMISSION	

CLIENT	
<div><div>RHH <small>ROYAL HOBART HOSPITAL</small></div><div>PROJECT</div></div>	
RHH - ICU EXPANSION, H BLOCK, LEVEL ONE 48 LIVERPOOL STREET, HOBART	
ISSUED FOR INFORMATION	

DRAWING TITLE			
1 BED - ICU 2 ELEVATIONS ICU.H.035			
SCALE 1 : 50@A3	DATE 02/19/21	DRAWN BY AA	CHECKED SS
PROJECT No 10465	DRAWING No A62-034A	REVISION E	



BEDICU	BED - INTENSIVE CARE
BINC120	BIN - CLINICAL WASTE 120 LITRE
BINSST	BIN - SHARPS DISPOSAL SMALL, TROLLEY MOUNTED
BINW20	Bin - Waste 20 Litre
BRKTST	BRACKET - SHARPS DISPOSAL, TROLLEY MOUNTED
CGFH	FULL HEIGHT CORNER GUARD
CHST	CHAIR - STOOL
CHV	Chair - Visitor without arms
CLERPCF	CLERICAL <input type="checkbox"/> FLAT SCREEN AND PC
CLSL	CLOCK - TIME (SLAVE - MASTER)
DISAD	Dispenser - Antiseptic

DISGD	DISPENSER - GLOVE - 4 SIZES
DISMD	Dispenser □ Moisturiser
DISPD	DISPENSER - PAPER TOWEL
DISSD	Dispenser - Soap
HB1	HANDWASH BASIN - STAFF SCRUB WITH LEVER HANDLES
IWJ	INTERNAL WINDOW TYPE J - SILL AT 1200
MDMON	MEDICAL DIAGNOSTIC EQUIPMENT - MONITOR
MPHD	MEDICAL PATIENT SUPPORT EQUIPMENT - HAEMODIALYSIS MACHINE
MPICUP2	MEDICAL PATIENT SUPPORT EQUIPMENT - ICU SERVICES TANDEM PENDANT (WET & DRY)

MPICUPWS	MEDICAL PATIENT SUPPORT EQUIPMENT - ICU SERVICES FOOT PENDANT WORKSTATION
PBC	PLASTERBOARD CEILING FLUSH
PLTS 2000	Patient Lifting Track System - 2000 Long Track
PLTSL5	PATIENT LIFTING TRACK SYSTEM - LIFTER TO 500KG
PLTW	PLUMBING - LEVER TAPS WALL MOUNTED
SB600	SPIRIT / WHITE BOARD - 600 LONG
STOWGR2	STORAGE UNIT - TWO GAS CYLINDER WALL RESTRAINT
TC	TEMPERATURE CONTROL
TLICUB	TROLLEY - ICU BEDSIDE
TLND	TROLLEY - LINEN DIRTY
VINYL B	FLOOR VINYL TYPE B
WVFH	WALL VINYL FULL HEIGHT

DIMENSIONS


USE FIGURED DIMENSIONS, DO NOT SCALE. CONTRACTORS MUST VERIFY ALL DIMENSIONS ON THE SITE BEFORE COMMENCING ANY WORK OR MAKING ANY SHOP DRAWING WHICH MUST BE SUBMITTED AND REVIEWED BEFORE MANUFACTURE.

COPYRIGHT

ALL RIGHTS RESERVED. THIS WORK IS COPYRIGHT AND CANNOT BE REPRODUCED OR COPIED IN ANY FORM OR BY ANY MEANS GRAPHIC, ELECTRONIC OR MECHANICAL, INCLUDING PHOTOCOPYING) WITHOUT THE WRITTEN PERMISSION OF THE PRINCIPAL UNDER THE TERMS OF THE CONTRACT, ANY LICENCE, EXPRESS, OR IMPLIED, TO USE THE DOCUMENT FOR ANY PURPOSE WHATSOEVER IS RESTRICTED TO THE TERMS OF THE AGREEMENT OR IMPLIED AGREEMENT WITH THE PRINCIPAL UNDER THE TERMS OF THE CONTRACT.

**ALSO REFER TO STH STANDARD SERVICE POINTS
DISCLAIMER AND FF&E SPECIFICATION NOTES**

CLIENT



RHH
ROYAL HOBART HOSPITAL

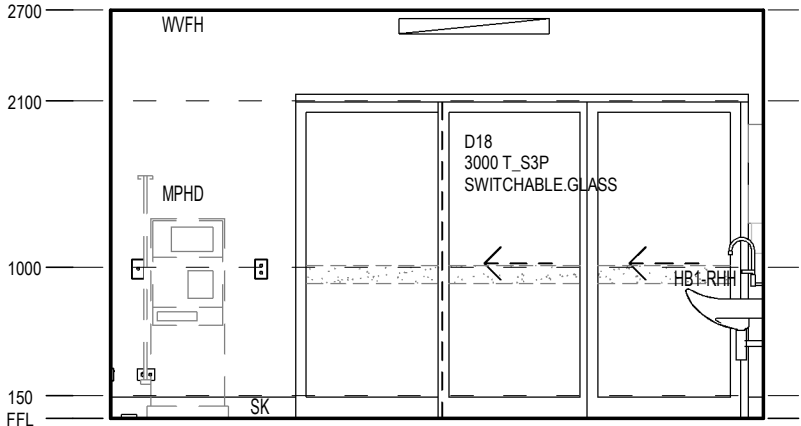
PROJECT

**RHH - ICU EXPANSION, H BLOCK,
LEVEL ONE**

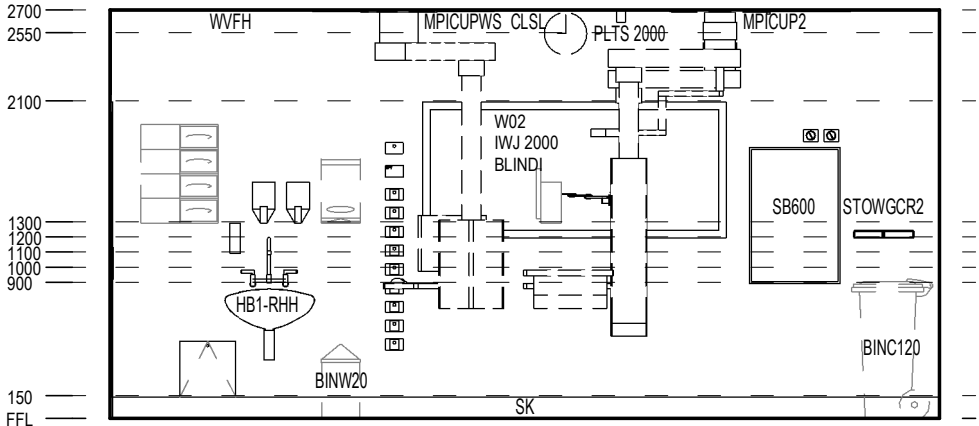
48 LIVERPOOL STREET, HOBART

ISSUED FOR INFORMATION

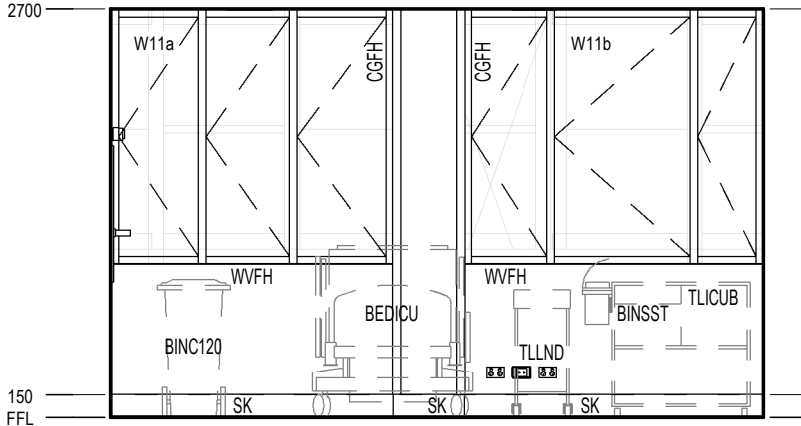
DRAWING TITLE			
1 BED - ICU 3 PLANS			
ICU.H.036			
SCALE	DATE	DRAWN BY	CHECKED
1 : 50@A3	01/29/21	AA	SS
PROJECT No	DRAWING No	REVISION	
10465	A62-035	E	



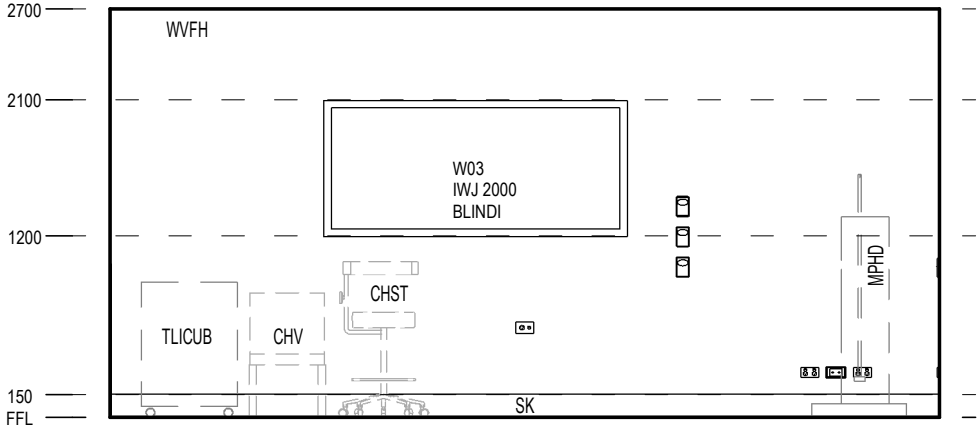
A ELEVATION
SCALE: 1 : 50



B ELEVATION
SCALE: 1 : 50



C ELEVATION
SCALE: 1 : 50



D ELEVATION
SCALE: 1 : 50

FFE - ICU.H.036	
Keynote	Description
BEDICU	BED - INTENSIVE CARE
BINC120	BIN - CLINICAL WASTE 120 LITRE
BINSST	BIN - SHARPS DISPOSAL SMALL, TROLLEY MOUNTED
BINW20	Bin - Waste 20 Litre
BRKTST	BRACKET - SHARPS DISPOSAL, TROLLEY MOUNTED
CGFH	FULL HEIGHT CORNER GUARD
CHST	CHAIR - STOOL
CHV	Chair - Visitor without arms
CLERPCF	CLERICAL □ FLAT SCREEN AND PC
CLSL	CLOCK - TIME (SLAVE - MASTER)
DISAD	Dispenser - Antiseptic

FFE - ICU.H.036	
Keynote	Description
DISGD	DISPENSER - GLOVE - 4 SIZES
DISMD	Dispenser □ Moisturiser
DISPD	DISPENSER - PAPER TOWEL
DISSD	Dispenser - Soap
HB1	HANDWASH BASIN - STAFF SCRUB WITH LEVER HANDLES
IWJ	INTERNAL WINDOW TYPE J - SILL AT 1200
MDMON	MEDICAL DIAGNOSTIC EQUIPMENT - MONITOR
MPHD	MEDICAL PATIENT SUPPORT EQUIPMENT - HAEMODIALYSIS MACHINE
MPICUP2	MEDICAL PATIENT SUPPORT EQUIPMENT - ICU SERVICES TANDEM PENDANT (WET & DRY)

FFE - ICU.H.036	
Keynote	Description
MPICUPWS	MEDICAL PATIENT SUPPORT EQUIPMENT - ICU SERVICES FOOT PENDANT WORKSTATION
PBC	PLASTERBOARD CEILING FLUSH
PLTS 2000	Patient Lifting Track System - 2000 Long Track
PLTSL5	PATIENT LIFTING TRACK SYSTEM - LIFTER TO 500KG
PLTW	PLUMBING - LEVER TAPS WALL MOUNTED
SB600	SPIRIT / WHITE BOARD - 600 LONG
STOWGCR2	STORAGE UNIT - TWO GAS CYLINDER WALL RESTRAINT
TC	TEMPERATURE CONTROL
TLICUB	TROLLEY - ICU BEDSIDE
TLLND	TROLLEY - LINEN DIRTY
VINYL B	FLOOR VINYL TYPE B
WV FH	WALL VINYL FULL HEIGHT

REV	DESCRIPTION	DRN	DATE
A	PROGRESS ISSUE FOR CLIENT	AA	26/03/2021
B	ISSUED FOR INFORMATION	AA	9/04/2021
C	ISSUED TO QUANTITY SURVEYOR	AA	21/05/2021
D	ISSUED FOR PRE-TENDER	AA	26/05/2021
E	ISSUED FOR TENDER	AA	03/06/2021

DIMENSIONS
USE FIGURED DIMENSIONS. DO NOT SCALE. CONTRACTORS MUST VERIFY ALL DIMENSIONS ON THE SITE BEFORE COMMENCING ANY WORK OR MAKING ANY SHOP DRAWING WHICH MUST BE SUBMITTED AND REVIEWED BEFORE MANUFACTURE.

COPYRIGHT
ALL RIGHTS RESERVED. THIS WORK IS COPYRIGHT AND CANNOT BE REPRODUCED OR COPIED IN ANY FORM OR BY ANY MEANS (GRAPHIC, ELECTRONIC OR MECHANICAL, INCLUDING PHOTOCOPYING) WITHOUT THE WRITTEN PERMISSION OF THE PRINCIPAL UNDER THE TERMS OF THE CONTRACT. ANY LICENCE, EXPRESS OR IMPLIED, TO USE THE DOCUMENT FOR ANY PURPOSE WHATSOEVER IS RESTRICTED TO THE TERMS OF THE AGREEMENT OR IMPLIED AGREEMENT WITH THE PRINCIPAL UNDER THE TERMS OF THE CONTRACT.

ALSO REFER TO STH STANDARD SERVICE POINTS DISCLAIMER AND FF&E SPECIFICATION NOTES

ARCHITECTS

BPSM architects
Bush Parkes Shugg & Moon

STH

ABN: 21 134 476 065
PELACO COMPLEX, BUILDING 3, LEVEL 2
21-31 GOODWOOD ST, RICHMOND VIC 3121, AUSTRALIA
PH: (03) 9885 2333 FAX: (03) 9885 2455

THIS ARCHITECTURAL DESIGN IS THE COPYRIGHT OF SILVER THOMAS HANLEY (AUS) PTY LTD ABN 21 134 476 065 AND SHALL NOT BE REPRODUCED WITHOUT THEIR WRITTEN PERMISSION

CLIENT

RHH
ROYAL HOBART HOSPITAL

PROJECT

RHH - ICU EXPANSION, H BLOCK, LEVEL ONE
48 LIVERPOOL STREET, HOBART

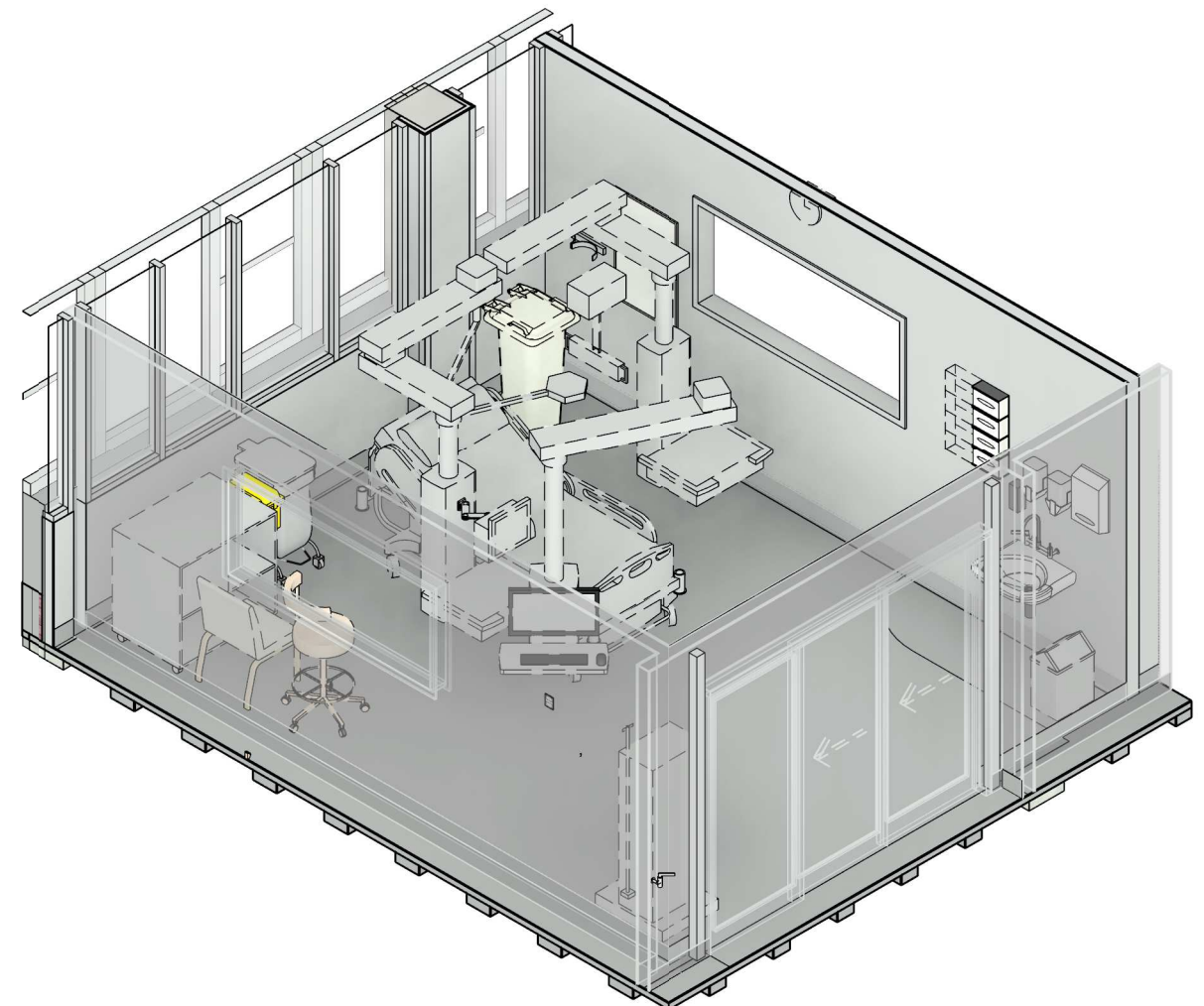
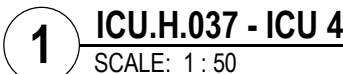
ISSUED FOR INFORMATION

DRAWING TITLE

1 BED - ICU 3 ELEVATIONS ICU.H.036

SCALE 1 : 50@A3 DATE 02/19/21 DRAWN BY AA CHECKED SS

PROJECT No 10465 DRAWING No A62-035A REVISION **E**



BEDICU	BED - INTENSIVE CARE
BINC120	BIN - CLINICAL WASTE 120 LITRE
BINSST	BIN - SHARPS DISPOSAL SMALL, TROLLEY MOUNTED
BINW20	BIN - Waste 20 Litre
BRKTST	BRACKET - SHARPS DISPOSAL, TROLLEY MOUNTED
CGFH	FULL HEIGHT CORNER GUARD
CHST	CHAIR - STOOL
CHV	Chair - Visitor without arms
CLERPCF	CLERICAL <input type="checkbox"/> FLAT SCREEN AND PC
CLSL	CLOCK - TIME (SLAVE - MASTER)
DISAD	Dispenser - Antiseptic
DISGD	DISPENSER - GLOVE - 4 SIZES

DISMD	Dispenser □ Moisturiser
DISPD	DISPENSER - PAPER TOWEL
DISSD	Dispenser - Soap
HB1	HANDWASH BASIN - STAFF SCRUB WITH LEVER HANDLES
MDMON	MEDICAL DIAGNOSTIC EQUIPMENT - MONITOR
MPHD	MEDICAL PATIENT SUPPORT EQUIPMENT - HAEMODIALYSIS MACHINE
MPICUP2	MEDICAL PATIENT SUPPORT EQUIPMENT - ICU SERVICES TANDEM PENDANT (WET & DRY)
MPICUPWS	MEDICAL PATIENT SUPPORT EQUIPMENT - ICU SERVICES FOOT PENDANT WORKSTATION
PBC	PLASTERBOARD CEILING FLUSH

PLTS 2000	Patient Lifting Track System - 2000 Long Track
PLTSL25	PATIENT LIFTING TRACK SYSTEM - LIFTER TO 250KG
PLTW	PLUMBING - LEVER TAPS WALL MOUNTED
SB600	SPIRIT / WHITE BOARD - 600 LONG
STOWGCR2	STORAGE UNIT - TWO GAS CYLINDER WALL RESTRAINT
TC	TEMPERATURE CONTROL
TLICUB	TROLLEY - ICU BEDSIDE
TLLND	TROLLEY - LINEN DIRTY
VINYL B	FLOOR VINYL TYPE B
WVFH	WALL VINYL FULL HEIGHT

DIMENSIONS


USE FIGURED DIMENSIONS, DO NOT SCALE. CONTRACTORS MUST VERIFY ALL DIMENSIONS ON THE SITE BEFORE COMMENCING ANY WORK OR MAKING ANY SHOP DRAWINGS WHICH MUST BE SUBMITTED AND REVIEWED BEFORE MANUFACTURE.

COPYRIGHT

ALL RIGHTS RESERVED. THIS WORK IS COPYRIGHT AND CANNOT BE REPRODUCED OR COPIED IN ANY FORM OR BY ANY MEANS (GRAPHIC, ELECTRONIC OR MECHANICAL, INCLUDING PHOTOCOPYING) WITHOUT THE WRITTEN PERMISSION OF THE PRINCIPAL UNDER THE TERMS OF THE CONTRACT. ANY LICENCE, EXPRESS OR IMPLIED, TO USE THE DOCUMENT FOR ANY PURPOSE WHATSOEVER IS RESTRICTED TO THE TERMS OF THE AGREEMENT OR IMPLIED AGREEMENT WITH THE PRINCIPAL UNDER THE TERMS OF THE CONTRACT.

**ALSO REFER TO STH STANDARD SERVICE POINTS
DISCLAIMER AND FF&E SPECIFICATION NOTES**

CLIENT

 **RHH**
ROYAL HOBART HOSPITAL

PROJECT

**RHH - ICU EXPANSION, H BLOCK,
LEVEL ONE**

48 LIVERPOOL STREET, HOBART

ISSUED FOR INFORMATION

DRAWING TITLE

1 BED - ICU 4 PLANS

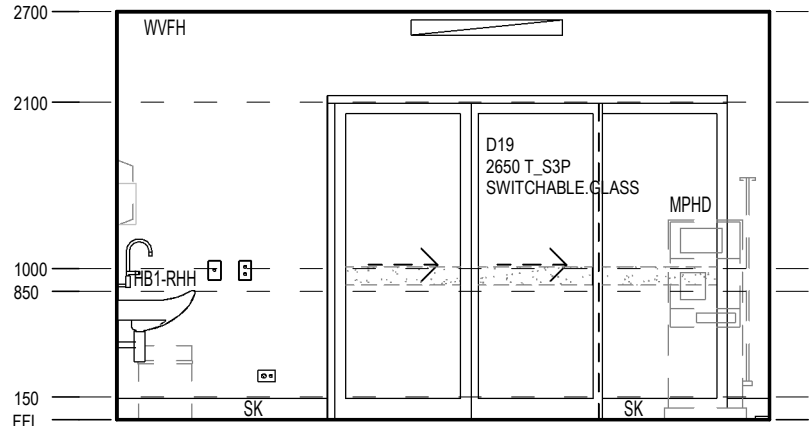
ICU.H.037

SCALE _____ DATE _____ DRAWN BY _____ CHECKED _____

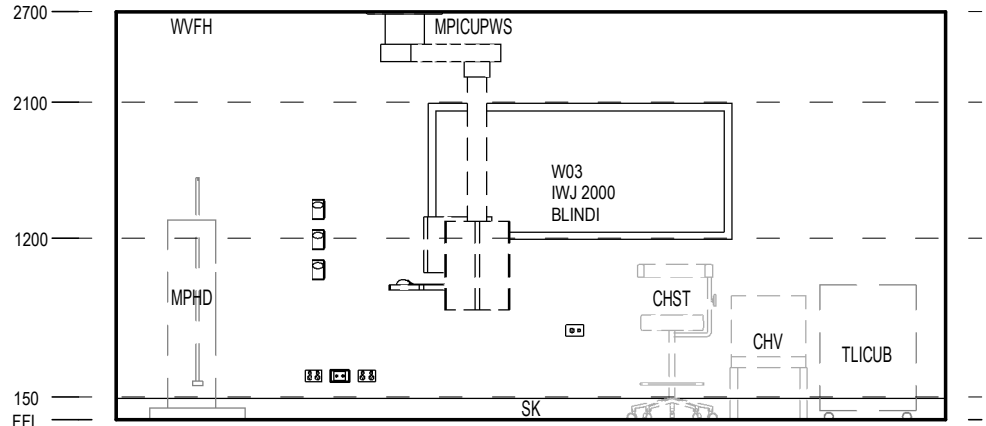
1 : 50@A3 01/29/21 AA SS

PROJECT No _____ DRAWING No _____ REVISION _____

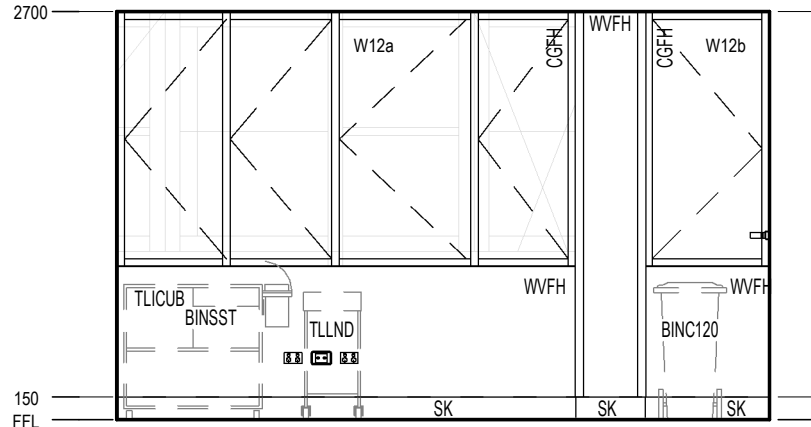
10465 A62-036 E



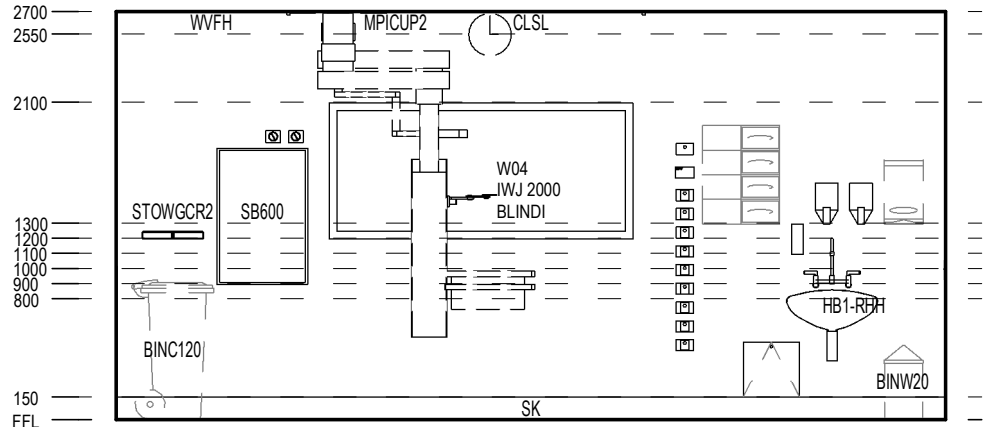
A ELEVATION
SCALE: 1 : 50



B ELEVATION
SCALE: 1 : 50



C ELEVATION
SCALE: 1 : 50



D ELEVATION
SCALE: 1 : 50

FFE - ICU.H.037	
Keynote	Description

BEDICU	BED - INTENSIVE CARE
BINC120	BIN - CLINICAL WASTE 120 LITRE
BINSST	BIN - SHARPS DISPOSAL SMALL, TROLLEY MOUNTED
BINW20	Bin - Waste 20 Litre
BRKTST	BRACKET - SHARPS DISPOSAL, TROLLEY MOUNTED
CGFH	FULL HEIGHT CORNER GUARD
CHST	CHAIR - STOOL
CHV	Chair - Visitor without arms
CLERPCF	CLERICAL □ FLAT SCREEN AND PC
CLSL	CLOCK - TIME (SLAVE - MASTER)
DISAD	Dispenser - Antiseptic
DISGD	DISPENSER - GLOVE - 4 SIZES

FFE - ICU.H.037	
Keynote	Description

DISMD	Dispenser □ Moisturiser
DISPD	DISPENSER - PAPER TOWEL
DISSD	Dispenser - Soap
HB1	HANDWASH BASIN - STAFF SCRUB WITH LEVER HANDLES
MDMON	MEDICAL DIAGNOSTIC EQUIPMENT - MONITOR
MPHD	MEDICAL PATIENT SUPPORT EQUIPMENT - HAEMODIALYSIS MACHINE
MPICUP2	MEDICAL PATIENT SUPPORT EQUIPMENT - ICU SERVICES TANDEM PENDANT (WET & DRY)
MPICUPWS	MEDICAL PATIENT SUPPORT EQUIPMENT - ICU SERVICES FOOT PENDANT WORKSTATION
PBC	PLASTERBOARD CEILING FLUSH

FFE - ICU.H.037	
Keynote	Description

PLTS 2000	Patient Lifting Track System - 2000 Long Track
PLTSL25	PATIENT LIFTING TRACK SYSTEM - LIFTER TO 250KG
PLTW	PLUMBING - LEVER TAPS WALL MOUNTED
SB600	SPIRIT / WHITE BOARD - 600 LONG
STOWGCR2	STORAGE UNIT - TWO GAS CYLINDER WALL RESTRAINT
TC	TEMPERATURE CONTROL
TLICUB	TROLLEY - ICU BEDSIDE
TLLND	TROLLEY - LINEN DIRTY
VINYL B	FLOOR VINYL TYPE B
WVFH	WALL VINYL FULL HEIGHT

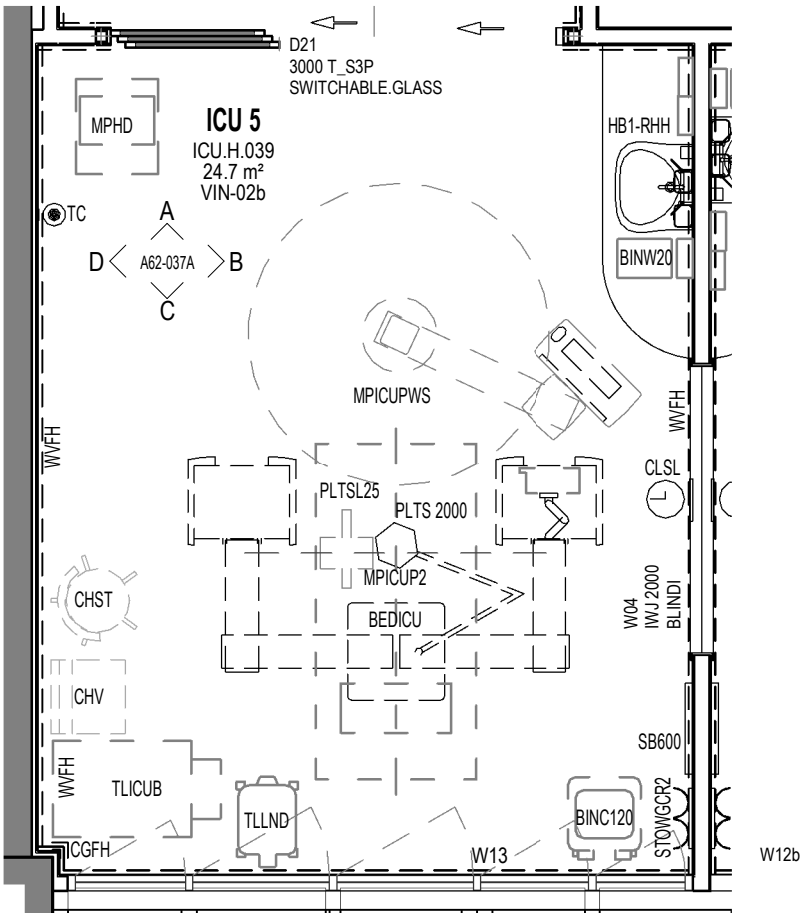
REV	DESCRIPTION	DRN	DATE
A	PROGRESS ISSUE FOR CLIENT	AA	26/03/2021
B	ISSUED FOR INFORMATION	AA	9/04/2021
C	ISSUED TO QUANTITY SURVEYOR	AA	21/05/2021
D	ISSUED FOR PRE-TENDER	AA	26/05/2021
E	ISSUED FOR TENDER	AA	03/06/2021

DIMENSIONS	
USE FIGURED DIMENSIONS. DO NOT SCALE. CONTRACTORS MUST VERIFY ALL DIMENSIONS ON THE SITE BEFORE COMMENCING ANY WORK OR MAKING ANY SHOP DRAWING WHICH MUST BE SUBMITTED AND REVIEWED BEFORE MANUFACTURE.	
COPYRIGHT	
ALL RIGHTS RESERVED. THIS WORK IS COPYRIGHT AND CANNOT BE REPRODUCED OR COPIED IN ANY FORM OR BY ANY MEANS (GRAPHIC, ELECTRONIC OR MECHANICAL, INCLUDING PHOTOCOPYING) WITHOUT THE WRITTEN PERMISSION OF THE PRINCIPAL UNDER THE TERMS OF THE CONTRACT. ANY LICENCE, EXPRESS OR IMPLIED, TO USE THE DOCUMENT FOR ANY PURPOSE WHATSOEVER IS RESTRICTED TO THE TERMS OF THE AGREEMENT OR IMPLIED AGREEMENT WITH THE PRINCIPAL UNDER THE TERMS OF THE CONTRACT.	
ALSO REFER TO STH STANDARD SERVICE POINTS DISCLAIMER AND FF&E SPECIFICATION NOTES	

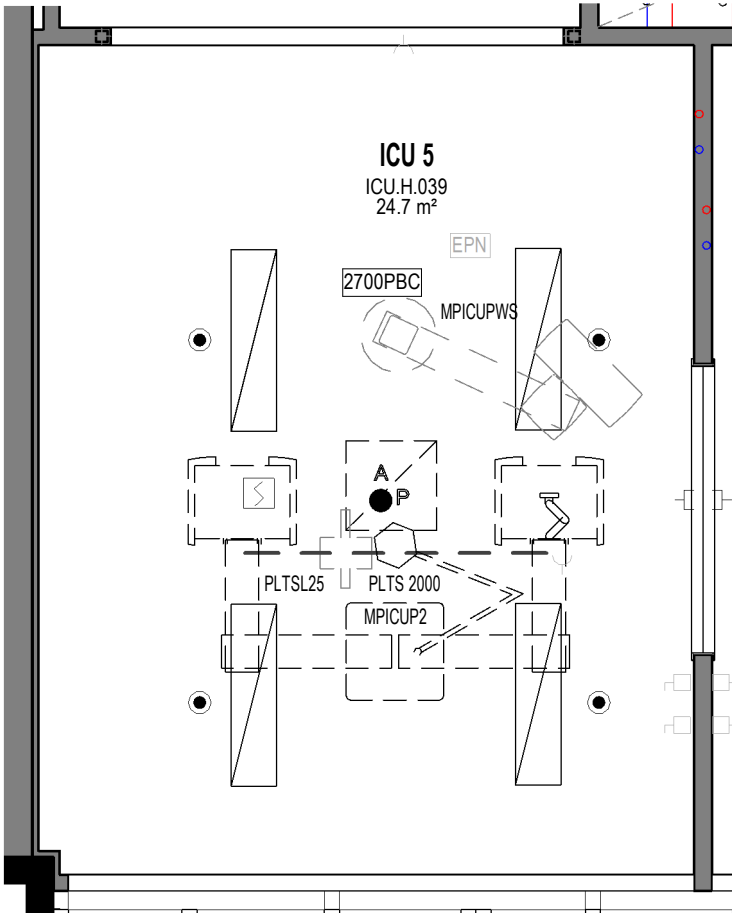
ARCHITECTS	
BPSM architects STH Bush Parkes Shugg & Moon	
ABN: 21 134 476 065 PELACO COMPLEX, BUILDING 3, LEVEL 2 21-31 GOODWOOD ST, RICHMOND VIC 3121, AUSTRALIA PH: (03) 9885 2333 FAX: (03) 9885 2455	
THIS ARCHITECTURAL DESIGN IS THE COPYRIGHT OF SILVER THOMAS HANLEY (AUS) PTY LTD ABN 21 134 476 065 AND SHALL NOT BE REPRODUCED WITHOUT THEIR WRITTEN PERMISSION	

CLIENT	
RHH ROYAL HOBART HOSPITAL	
PROJECT RHH - ICU EXPANSION, H BLOCK, LEVEL ONE 48 LIVERPOOL STREET, HOBART	
ISSUED FOR INFORMATION	

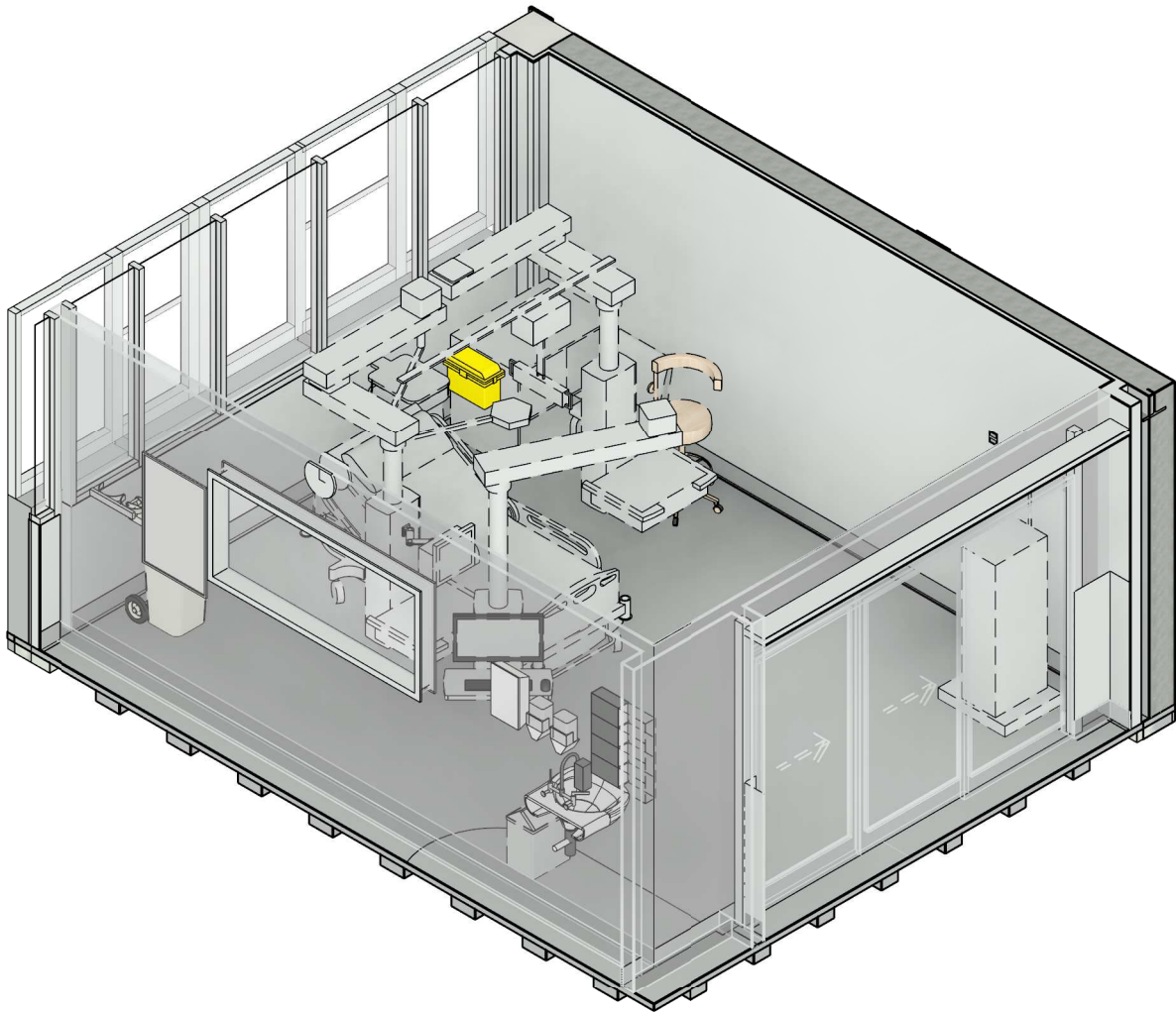
DRAWING TITLE			
1 BED I - ICU 4 ELEVATIONS ICU.H.037			
SCALE 1 : 50@A3	DATE 02/19/21	DRAWN BY AA	CHECKED SS
PROJECT No 10465	DRAWING No A62-036A	REVISION E	



1 ICU.H.039 - ICU 5
SCALE: 1 : 50



7 RCP - ICU 5
SCALE: 1 : 50



FFE - ICU.H.039	
Keynote	Description

BEDICU	BED - INTENSIVE CARE
BINC120	BIN - CLINICAL WASTE 120 LITRE
BINSST	BIN - SHARPS DISPOSAL SMALL, TROLLEY MOUNTED
BINW20	Bin - Waste 20 Litre
BRKTST	BRACKET - SHARPS DISPOSAL, TROLLEY MOUNTED
CGFH	FULL HEIGHT CORNER GUARD
CHST	CHAIR - STOOL
CHV	Chair - Visitor without arms
CLERPCF	CLERICAL □ FLAT SCREEN AND PC
CLSL	CLOCK - TIME (SLAVE - MASTER)
DISAD	Dispenser - Antiseptic

FFE - ICU.H.039	
Keynote	Description

DISGD	DISPENSER - GLOVE - 4 SIZES
DISMD	Dispenser □ Moisturiser
DISPD	DISPENSER - PAPER TOWEL
DISSD	Dispenser - Soap
HB1	HANDWASH BASIN - STAFF SCRUB WITH LEVER HANDLES
IWJ	INTERNAL WINDOW TYPE J - SILL AT 1200
MDMON	MEDICAL DIAGNOSTIC EQUIPMENT - MONITOR
MPHD	MEDICAL PATIENT SUPPORT EQUIPMENT - HAEMODIALYSIS MACHINE
MPICUP2	MEDICAL PATIENT SUPPORT EQUIPMENT - ICU SERVICES TANDEM PENDANT (WET & DRY)

FFE - ICU.H.039	
Keynote	Description

MPICUPWS	MEDICAL PATIENT SUPPORT EQUIPMENT - ICU SERVICES FOOT PENDANT WORKSTATION
PBC	PLASTERBOARD CEILING FLUSH
PLTS 2000	Patient Lifting Track System - 2000 Long Track
PLTSL25	PATIENT LIFTING TRACK SYSTEM - LIFTER TO 250KG
PLTW	PLUMBING - LEVER TAPS WALL MOUNTED
SB600	SPIRIT / WHITE BOARD - 600 LONG
STOWGCR2	STORAGE UNIT - TWO GAS CYLINDER WALL RESTRAINT
TC	TEMPERATURE CONTROL
TLICUB	TROLLEY - ICU BEDSIDE
TLLND	TROLLEY - LINEN DIRTY
VINYL B	FLOOR VINYL TYPE B
WV FH	WALL VINYL FULL HEIGHT

REV	DESCRIPTION	DRN	DATE
A	PROGRESS ISSUE FOR CLIENT	AA	26/03/2021
B	ISSUED FOR INFORMATION	AA	9/04/2021
C	ISSUED TO QUANTITY SURVEYOR	AA	21/05/2021
D	ISSUED FOR PRE-TENDER	AA	26/05/2021
E	ISSUED FOR TENDER	AA	03/06/2021

DIMENSIONS
USE FIGURED DIMENSIONS. DO NOT SCALE. CONTRACTORS MUST VERIFY ALL DIMENSIONS ON THE SITE BEFORE COMMENCING ANY WORK OR MAKING ANY SHOP DRAWING WHICH MUST BE SUBMITTED AND REVIEWED BEFORE MANUFACTURE.

COPYRIGHT
ALL RIGHTS RESERVED. THIS WORK IS COPYRIGHT AND CANNOT BE REPRODUCED OR COPIED IN ANY FORM OR BY ANY MEANS (GRAPHIC, ELECTRONIC OR MECHANICAL, INCLUDING PHOTOCOPYING) WITHOUT THE WRITTEN PERMISSION OF THE PRINCIPAL UNDER THE TERMS OF THE CONTRACT. ANY LICENCE, EXPRESS OR IMPLIED, TO USE THE DOCUMENT FOR ANY PURPOSE WHATSOEVER IS RESTRICTED TO THE TERMS OF THE AGREEMENT OR IMPLIED AGREEMENT WITH THE PRINCIPAL UNDER THE TERMS OF THE CONTRACT.

ALSO REFER TO STH STANDARD SERVICE POINTS
DISCLAIMER AND FF&E SPECIFICATION NOTES

ARCHITECTS

BPSM

architects

Bush Parkes Shugg & Moon

STH

ABN: 21 134 476 065
PELACO COMPLEX, BUILDING 3, LEVEL 2
21-31 GOODWOOD ST, RICHMOND VIC 3121, AUSTRALIA
PH: (03) 9885 2333 FAX: (03) 9885 2455

THIS ARCHITECTURAL DESIGN IS THE COPYRIGHT OF SILVER THOMAS HANLEY (AUS) PTY LTD ABN 21 134 476 065 AND SHALL NOT BE REPRODUCED WITHOUT THEIR WRITTEN PERMISSION

CLIENT



RHH

ROYAL HOBART HOSPITAL

PROJECT

RHH - ICU EXPANSION, H BLOCK,
LEVEL ONE

48 LIVERPOOL STREET, HOBART

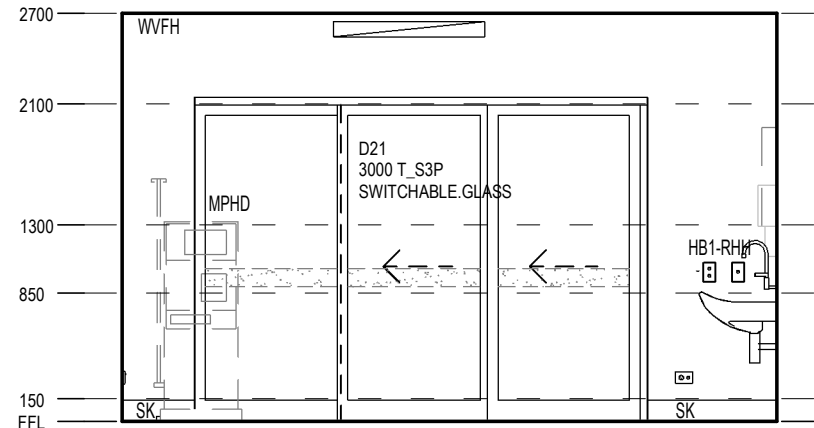
ISSUED FOR INFORMATION

DRAWING TITLE

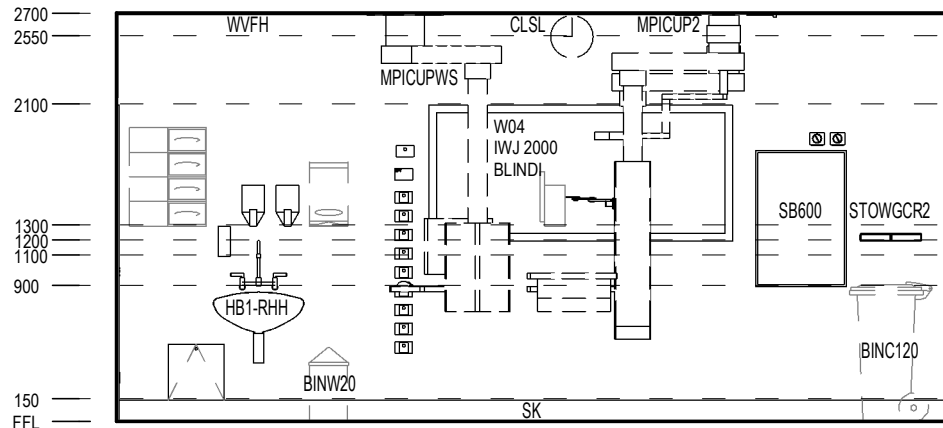
1 BED - ICU 5 PLANS
ICU.H.039

SCALE 1 : 50@A3 DATE 01/29/21 DRAWN BY AA CHECKED SS

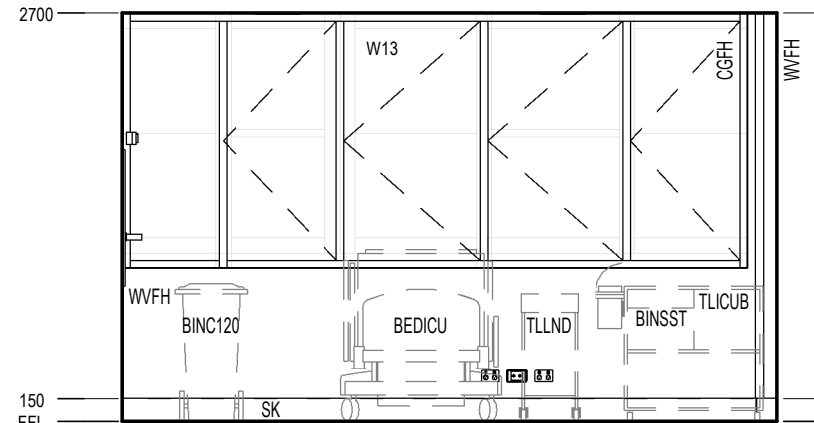
PROJECT No 10465 DRAWING No A62-037 REVISION E



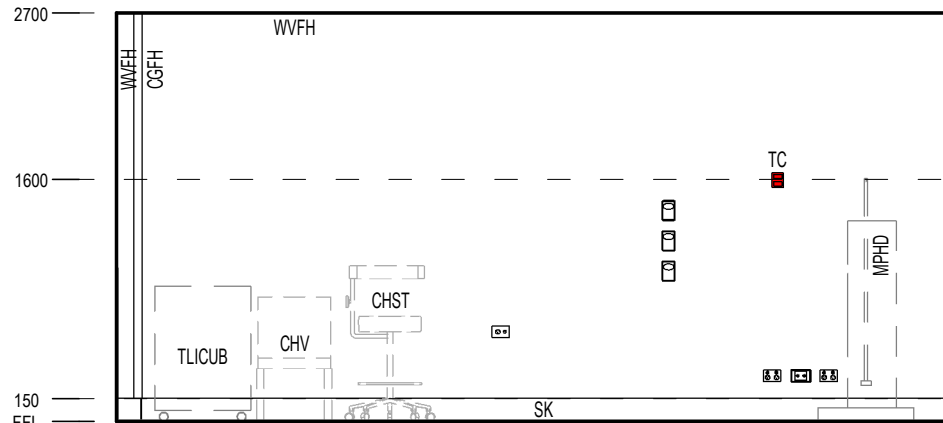
A ELEVATION
SCALE: 1 : 50



B ELEVATION
SCALE: 1 : 50



C ELEVATION
SCALE: 1 : 50



D ELEVATION
SCALE: 1 : 50

FFE - ICU.H.039	
Keynote	Description
BEDICU	BED - INTENSIVE CARE
BINC120	BIN - CLINICAL WASTE 120 LITRE
BINSST	BIN - SHARPS DISPOSAL SMALL, TROLLEY MOUNTED
BINW20	Bin - Waste 20 Litre
BRKTST	BRACKET - SHARPS DISPOSAL, TROLLEY MOUNTED
CGFH	FULL HEIGHT CORNER GUARD
CHST	CHAIR - STOOL
CHV	Chair - Visitor without arms
CLERPCF	CLERICAL Flat SCREEN AND PC
CLSL	CLOCK - TIME (SLAVE - MASTER)
DISAD	Dispenser - Antiseptic

FFE - ICU.H.039	
Keynote	Description
DISGD	DISPENSER - GLOVE - 4 SIZES
DISMD	Dispenser Moisturiser
DISPD	DISPENSER - PAPER TOWEL
DISSD	Dispenser - Soap
HB1	HANDWASH BASIN - STAFF SCRUB WITH LEVER HANDLES
IWJ	INTERNAL WINDOW TYPE J - SILL AT 1200
MDMON	MEDICAL DIAGNOSTIC EQUIPMENT - MONITOR
MPHD	MEDICAL PATIENT SUPPORT EQUIPMENT - HAEMODIALYSIS MACHINE
MPICUP2	MEDICAL PATIENT SUPPORT EQUIPMENT - ICU SERVICES TANDEM PENDANT (WET & DRY)

FFE - ICU.H.039	
Keynote	Description
MPICUPWS	MEDICAL PATIENT SUPPORT EQUIPMENT - ICU SERVICES FOOT PENDANT WORKSTATION
PBC	PLASTERBOARD CEILING FLUSH
PLTS 2000	Patient Lifting Track System - 2000 Long Track
PLTSL25	PATIENT LIFTING TRACK SYSTEM - LIFTER TO 250KG
PLTW	PLUMBING - LEVER TAPS WALL MOUNTED
SB600	SPIRIT / WHITE BOARD - 600 LONG
STOWGCR2	STORAGE UNIT - TWO GAS CYLINDER WALL RESTRAINT
TC	TEMPERATURE CONTROL
TLICUB	TROLLEY - ICU BEDSIDE
TLLND	TROLLEY - LINEN DIRTY
VINYL B	FLOOR VINYL TYPE B
WVFH	WALL VINYL FULL HEIGHT

REV	DESCRIPTION	DRN	DATE
A	PROGRESS ISSUE FOR CLIENT	AA	26/03/2021
B	ISSUED FOR INFORMATION	AA	9/04/2021
C	ISSUED TO QUANTITY SURVEYOR	AA	21/05/2021
D	ISSUED FOR PRE-TENDER	AA	26/05/2021
E	ISSUED FOR TENDER	AA	03/06/2021

DIMENSIONS
USE FIGURED DIMENSIONS. DO NOT SCALE. CONTRACTORS MUST VERIFY ALL DIMENSIONS ON THE SITE BEFORE COMMENCING ANY WORK OR MAKING ANY SHOP DRAWING WHICH MUST BE SUBMITTED AND REVIEWED BEFORE MANUFACTURE.

COPYRIGHT
ALL RIGHTS RESERVED. THIS WORK IS COPYRIGHT AND CANNOT BE REPRODUCED OR COPIED IN ANY FORM OR BY ANY MEANS (GRAPHIC, ELECTRONIC OR MECHANICAL, INCLUDING PHOTOCOPYING) WITHOUT THE WRITTEN PERMISSION OF THE PRINCIPAL UNDER THE TERMS OF THE CONTRACT. ANY LICENCE, EXPRESS OR IMPLIED, TO USE THE DOCUMENT FOR ANY PURPOSE WHATSOEVER IS RESTRICTED TO THE TERMS OF THE AGREEMENT OR IMPLIED AGREEMENT WITH THE PRINCIPAL UNDER THE TERMS OF THE CONTRACT.

ALSO REFER TO STH STANDARD SERVICE POINTS
DISCLAIMER AND FF&E SPECIFICATION NOTES

ARCHITECTS

BPSM architects
Bush Parkes Shugg & Moon

STH

ABN: 21 134 476 065
PELACO COMPLEX, BUILDING 3, LEVEL 2
21-31 GOODWOOD ST, RICHMOND VIC 3121, AUSTRALIA
PH: (03) 9885 2333 FAX: (03) 9885 2455

THIS ARCHITECTURAL DESIGN IS THE COPYRIGHT OF SILVER THOMAS HANLEY (AUS) PTY LTD ABN 21 134 476 065 AND SHALL NOT BE REPRODUCED WITHOUT THEIR WRITTEN PERMISSION

CLIENT



RHH
ROYAL HOBART HOSPITAL

PROJECT

RHH - ICU EXPANSION, H BLOCK, LEVEL ONE

48 LIVERPOOL STREET, HOBART

ISSUED FOR INFORMATION

DRAWING TITLE

1 BED - ICU 5 ELEVATIONS ICU.H.039

SCALE 1 : 50@A3

DATE 02/19/21

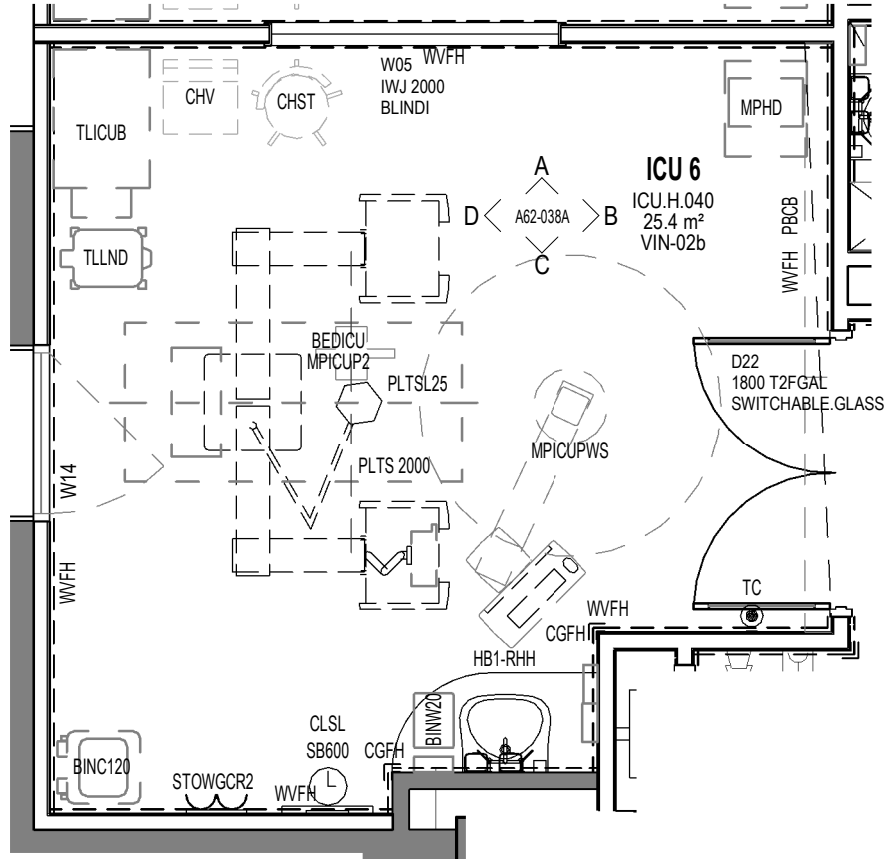
DRAWN BY AA

CHECKED SS

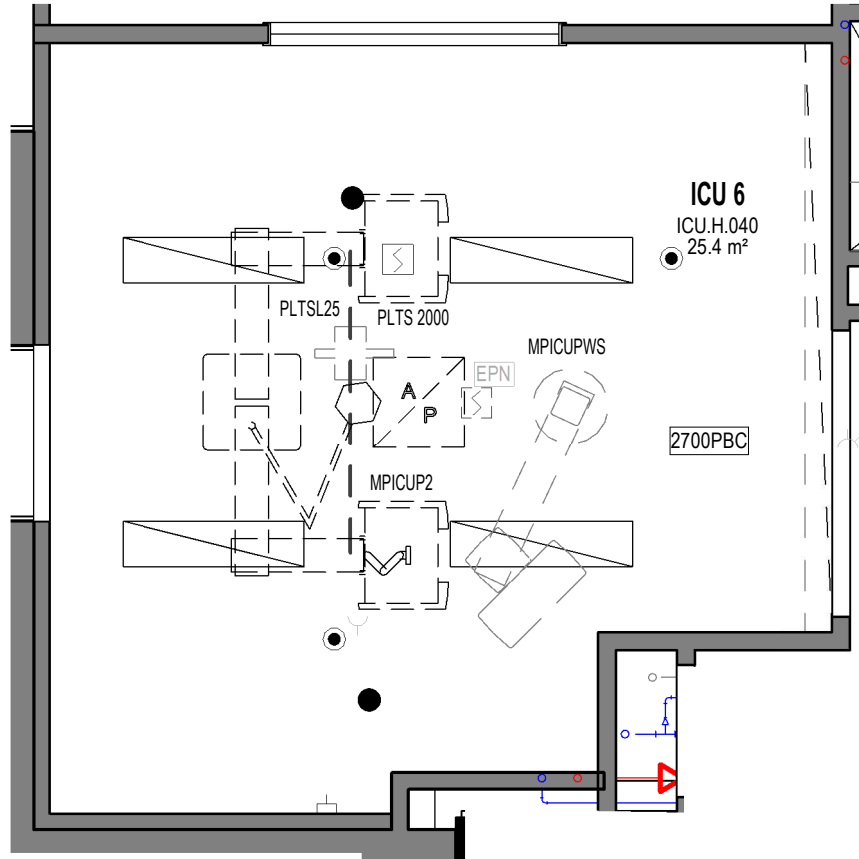
PROJECT No 10465

DRAWING No A62-037A

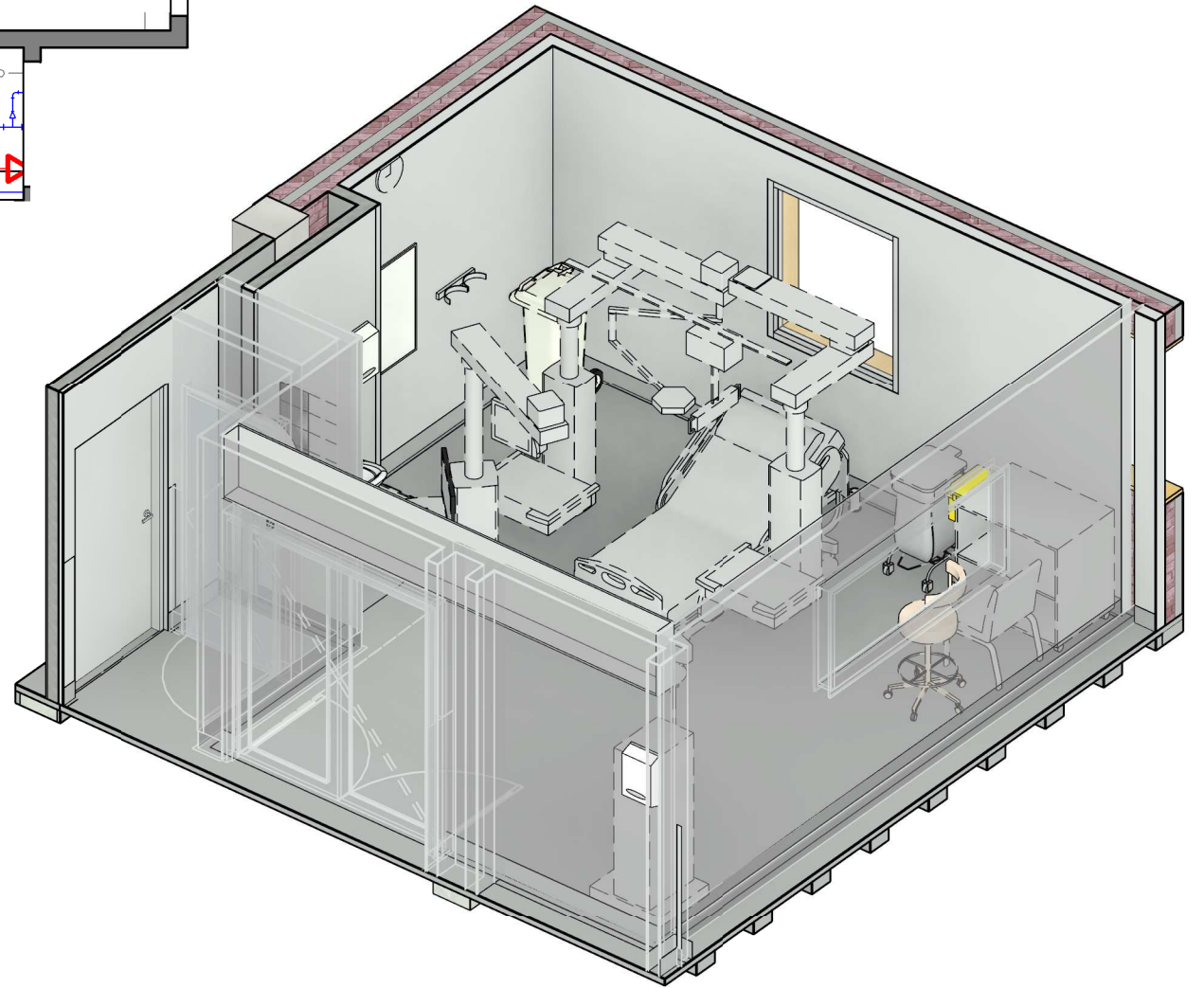
REVISION **E**



(EX) D.59



EXISTING
STAIR 2



1 ICU.H.040 - ICU 6
SCALE: 1 : 50

7 RCP - ICU 6
SCALE: 1 : 50

FFE - ICU.H.040	
Keynote	Description
BEDICU	BED - INTENSIVE CARE
BINC120	BIN - CLINICAL WASTE 120 LITRE
BINSST	BIN - SHARPS DISPOSAL SMALL, TROLLEY MOUNTED
BINW20	Bin - Waste 20 Litre
BRKTST	BRACKET - SHARPS DISPOSAL, TROLLEY MOUNTED
CGFH	FULL HEIGHT CORNER GUARD
CHST	CHAIR - STOOL
CHV	Chair - Visitor without arms
CLERPCF	CLERICAL □ FLAT SCREEN AND PC
CLSL	CLOCK - TIME (SLAVE - MASTER)
DISAD	Dispenser - Antiseptic
DISGD	DISPENSER - GLOVE - 4 SIZES
DISMD	Dispenser □ Moisturiser
DISPD	DISPENSER - PAPER TOWEL
DISSD	Dispenser - Soap
HB1	HANDWASH BASIN - STAFF SCRUB WITH LEVER HANDLES

FFE - ICU.H.040	
Keynote	Description
IWJ	INTERNAL WINDOW TYPE J - SILL AT 1200
MDMON	MEDICAL DIAGNOSTIC EQUIPMENT - MONITOR
MPHD	MEDICAL PATIENT SUPPORT EQUIPMENT - HAEMODIALYSIS MACHINE
MPICUP2	MEDICAL PATIENT SUPPORT EQUIPMENT - ICU SERVICES TANDEM PENDANT (WET & DRY)
MPICUPWS	MEDICAL PATIENT SUPPORT EQUIPMENT - ICU SERVICES FOOT PENDANT WORKSTATION
PBC	PLASTERBOARD CEILING FLUSH
PBCB	BULKHEAD - PLASTERBOARD
PLTS 2000	Patient Lifting Track System - 2000 Long Track
PLTSL25	PATIENT LIFTING TRACK SYSTEM - LIFTER TO 250KG
PLTW	PLUMBING - LEVER TAPS WALL MOUNTED
SB600	SPIRIT / WHITE BOARD - 600 LONG
STOWGCR2	STORAGE UNIT - TWO GAS CYLINDER WALL RESTRAINT
T2FGAL	Door - Double Leaf Fully Glazed Aluminium Leaf
TC	TEMPERATURE CONTROL
TLICUB	TROLLEY - ICU BEDSIDE
TLLND	TROLLEY - LINEN DIRTY
VINYL B	FLOOR VINYL TYPE B
WVFH	WALL VINYL FULL HEIGHT

REV	DESCRIPTION	DRN	DATE
A	PROGRESS ISSUE FOR CLIENT	AA	26/03/2021
B	ISSUED FOR INFORMATION	AA	9/04/2021
C	ISSUED TO QUANTITY SURVEYOR	AA	21/05/2021
D	ISSUED FOR PRE-TENDER	AA	26/05/2021
E	ISSUED FOR TENDER	AA	03/06/2021

DIMENSIONS	
USE FIGURED DIMENSIONS. DO NOT SCALE. CONTRACTORS MUST VERIFY ALL DIMENSIONS ON THE SITE BEFORE COMMENCING ANY WORK OR MAKING ANY SHOP DRAWING WHICH MUST BE SUBMITTED AND REVIEWED BEFORE MANUFACTURE.	
COPYRIGHT	
ALL RIGHTS RESERVED. THIS WORK IS COPYRIGHT AND CANNOT BE REPRODUCED OR COPIED IN ANY FORM OR BY ANY MEANS (GRAPHIC, ELECTRONIC OR MECHANICAL, INCLUDING PHOTOCOPYING) WITHOUT THE WRITTEN PERMISSION OF THE PRINCIPAL UNDER THE TERMS OF THE CONTRACT. ANY LICENCE, EXPRESS OR IMPLIED, TO USE THE DOCUMENT FOR ANY PURPOSE WHATSOEVER IS RESTRICTED TO THE TERMS OF THE AGREEMENT OR IMPLIED AGREEMENT WITH THE PRINCIPAL UNDER THE TERMS OF THE CONTRACT.	
ALSO REFER TO STH STANDARD SERVICE POINTS DISCLAIMER AND FF&E SPECIFICATION NOTES	

ARCHITECTS


BPSMarchitects

STH

ABN: 21 134 476 065
PELACO COMPLEX, BUILDING 3, LEVEL 2
21-31 GOODWOOD ST, RICHMOND VIC 3121, AUSTRALIA
PH: (03) 9885 2333 FAX: (03) 9885 2455

THIS ARCHITECTURAL DESIGN IS THE COPYRIGHT OF SILVER THOMAS HANLEY (AUS) PTY LTD ABN 21 134 476 065 AND SHALL NOT BE REPRODUCED WITHOUT THEIR WRITTEN PERMISSION

CLIENT

RHH

ROYAL HOBART HOSPITAL

PROJECT

RHH - ICU EXPANSION, H BLOCK,
LEVEL ONE
48 LIVERPOOL STREET, HOBART

ISSUED FOR INFORMATION

DRAWING TITLE

1 BED - ICU 6 PLAN
ICU.H.040

SCALE 1 : 50@A3

DATE 01/29/21

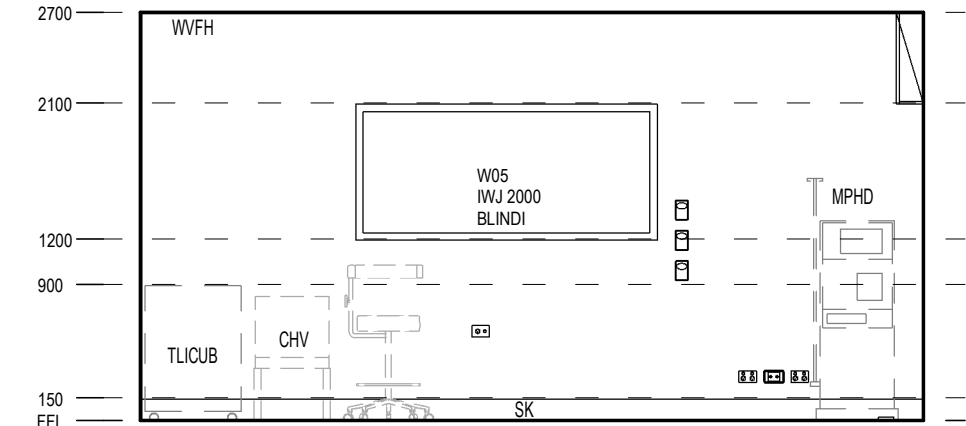
DRAWN BY AA

CHECKED SS

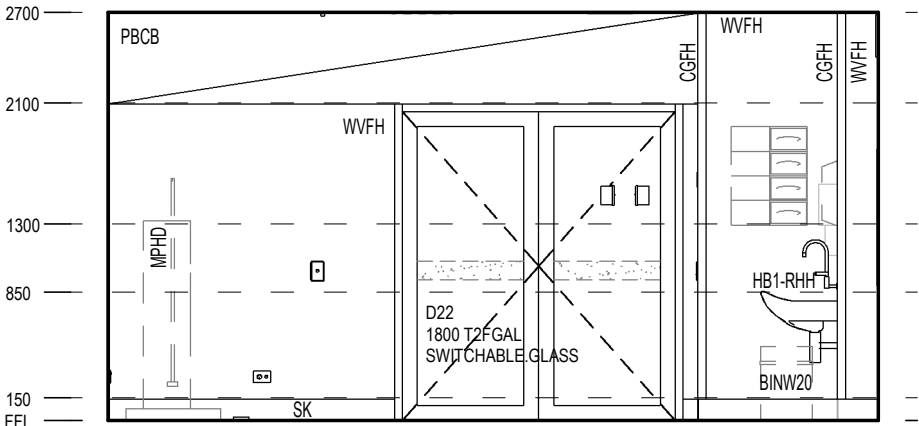
PROJECT No 10465

DRAWING No A62-038

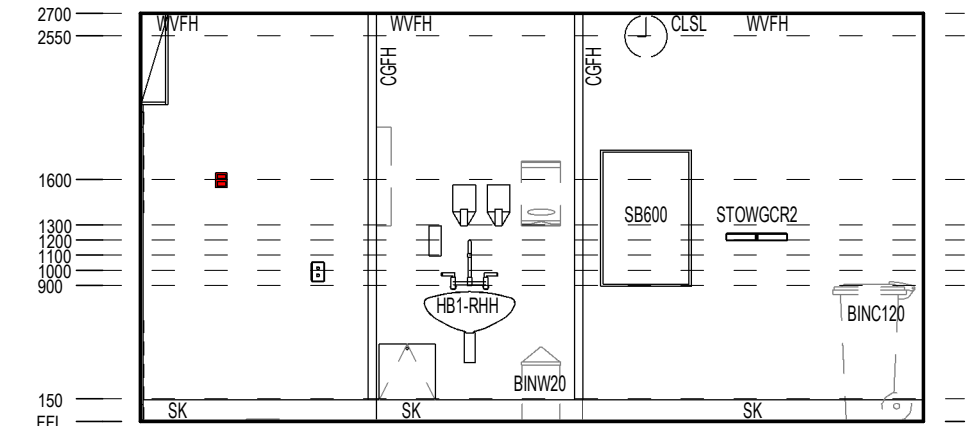
REVISION E



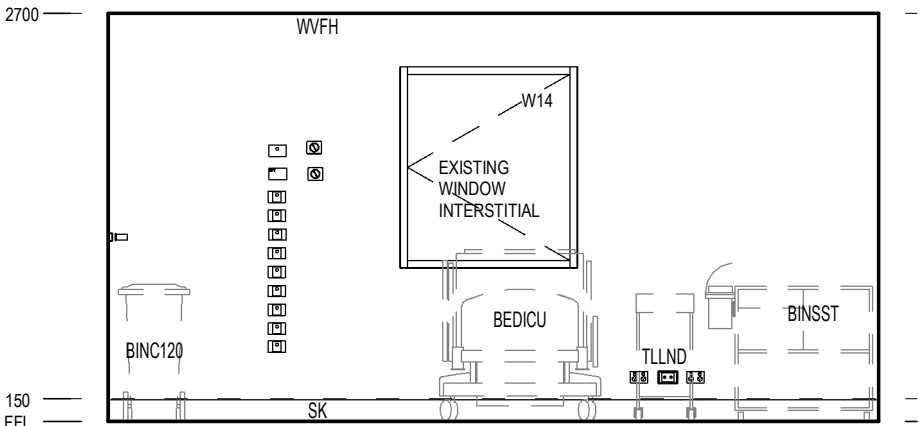
A ELEVATION
SCALE: 1 : 50



B ELEVATION
SCALE: 1 : 50



C ELEVATION
SCALE: 1 : 50



D ELEVATION
SCALE: 1 : 50

FFE - ICU.H.040	
Keynote	Description
BEDICU	BED - INTENSIVE CARE
BINC120	BIN - CLINICAL WASTE 120 LITRE
BINSST	BIN - SHARPS DISPOSAL SMALL, TROLLEY MOUNTED
BINW20	Bin - Waste 20 Litre
BRKTST	BRACKET - SHARPS DISPOSAL, TROLLEY MOUNTED
CGFH	FULL HEIGHT CORNER GUARD
CHST	CHAIR - STOOL
CHV	Chair - Visitor without arms
CLERPCF	CLERICAL □ FLAT SCREEN AND PC
CLSL	CLOCK - TIME (SLAVE - MASTER)
DISAD	Dispenser - Antiseptic
DISGD	DISPENSER - GLOVE - 4 SIZES
DISMD	Dispenser □ Moisturiser
DISPD	DISPENSER - PAPER TOWEL
DISSD	Dispenser - Soap
HB1	HANDWASH BASIN - STAFF SCRUB WITH LEVER HANDLES

FFE - ICU.H.040	
Keynote	Description
IWJ	INTERNAL WINDOW TYPE J - SILL AT 1200
MDMON	MEDICAL DIAGNOSTIC EQUIPMENT - MONITOR
MPHD	MEDICAL PATIENT SUPPORT EQUIPMENT - HAEMODIALYSIS MACHINE
MPICUP2	MEDICAL PATIENT SUPPORT EQUIPMENT - ICU SERVICES TANDEM PENDANT (WET & DRY)
MPICUPWS	MEDICAL PATIENT SUPPORT EQUIPMENT - ICU SERVICES FOOT PENDANT WORKSTATION
PBC	PLASTERBOARD CEILING FLUSH
PBCB	BULKHEAD - PLASTERBOARD
PLTS 2000	Patient Lifting Track System - 2000 Long Track
PLTSL25	PATIENT LIFTING TRACK SYSTEM - LIFTER TO 250KG
PLTW	PLUMBING - LEVER TAPS WALL MOUNTED
SB600	SPIRIT / WHITE BOARD - 600 LONG
STOWGCR2	STORAGE UNIT - TWO GAS CYLINDER WALL RESTRAINT
T2FGAL	Door - Double Leaf Fully Glazed Aluminium Leaf
TC	TEMPERATURE CONTROL
TLICUB	TROLLEY - ICU BEDSIDE
TLLND	TROLLEY - LINEN DIRTY
VINYL B	FLOOR VINYL TYPE B
WVFFH	WALL VINYL FULL HEIGHT

REV	DESCRIPTION	DRN	DATE
A	PROGRESS ISSUE FOR CLIENT	AA	26/03/2021
B	ISSUED FOR INFORMATION	AA	9/04/2021
C	ISSUED TO QUANTITY SURVEYOR	AA	21/05/2021
D	ISSUED FOR PRE-TENDER	AA	26/05/2021
E	ISSUED FOR TENDER	AA	03/06/2021

DIMENSIONS
USE FIGURED DIMENSIONS. DO NOT SCALE. CONTRACTORS MUST VERIFY ALL DIMENSIONS ON THE SITE BEFORE COMMENCING ANY WORK OR MAKING ANY SHOP DRAWING WHICH MUST BE SUBMITTED AND REVIEWED BEFORE MANUFACTURE.

COPYRIGHT
ALL RIGHTS RESERVED. THIS WORK IS COPYRIGHT AND CANNOT BE REPRODUCED OR COPIED IN ANY FORM OR BY ANY MEANS (GRAPHIC, ELECTRONIC OR MECHANICAL, INCLUDING PHOTOCOPYING) WITHOUT THE WRITTEN PERMISSION OF THE PRINCIPAL UNDER THE TERMS OF THE CONTRACT. ANY LICENCE, EXPRESS OR IMPLIED, TO USE THE DOCUMENT FOR ANY PURPOSE WHATSOEVER IS RESTRICTED TO THE TERMS OF THE AGREEMENT OR IMPLIED AGREEMENT WITH THE PRINCIPAL UNDER THE TERMS OF THE CONTRACT.

ALSO REFER TO STH STANDARD SERVICE POINTS
DISCLAIMER AND FF&E SPECIFICATION NOTES

BPSMarchitects
Bush Parkes Shugg & Moon

STH

ABN: 21 134 476 065
PELACO COMPLEX, BUILDING 3, LEVEL 2
21-31 GOODWOOD ST, RICHMOND VIC 3121, AUSTRALIA
PH: (03) 9885 2333 FAX: (03) 9885 2455

THIS ARCHITECTURAL DESIGN IS THE COPYRIGHT OF SILVER THOMAS HANLEY (AUS) PTY LTD ABN 21 134 476 065 AND SHALL NOT BE REPRODUCED WITHOUT THEIR WRITTEN PERMISSION

**RHH**
ROYAL HOBART HOSPITAL

PROJECT

RHH - ICU EXPANSION, H BLOCK, LEVEL ONE
48 LIVERPOOL STREET, HOBART

ISSUED FOR INFORMATION

1 BED - ICU 6 ELEVATIONS
ICU.H.040

SCALE 1 : 50@A3

DATE 02/19/21

DRAWN BY AA

CHECKED SS

PROJECT No 10465

DRAWING No A62-038A

REVISION **E**



DESCRIPTION	DRN	DATE
PROGRESS ISSUE FOR CLIENT	AA	26/03/2021
SUED FOR INFORMATION	AA	9/04/2021
SUED TO QUANTITY SURVEYOR	AA	21/05/2021
SUED FOR PRE-TENDER	AA	26/05/2021
SUED FOR TENDER	AA	03/06/2021

DIMENSIONS
USE FIGURED DIMENSIONS, DO NOT SCALE. CONTRACTORS MUST
VERIFY ALL DIMENSIONS ON THE SITE BEFORE COMMENCING ANY
WORK OR MAKING ANY SHOP DRAWING WHICH MUST BE SUBMITTED
AND REVIEWED BEFORE MANUFACTURE.

COPYRIGHT
ALL RIGHTS RESERVED. THIS WORK IS COPYRIGHT AND CANNOT BE
REPRODUCED OR COPIED IN ANY FORM BY ANY MEANS
(GRAPHIC, ELECTRONIC OR MECHANICAL, INCLUDING
PHOTOCOPYING) WITHOUT THE WRITTEN PERMISSION OF THE
PRINCIPAL UNDER THE TERMS OF THE CONTRACT. ANY LICENCE,
EXPRESS, OR IMPLIED, TO USE THE DOCUMENT FOR ANY PURPOSE
WHATSOEVER IS RESTRICTED TO THE TERMS OF THE AGREEMENT
OR IMPLIED AGREEMENT WITH THE PRINCIPAL UNDER THE TERMS
OF THE CONTRACT.

ALSO REFER TO STH STANDARD SERVICE POINTS
DISCLAIMER AND FF&E SPECIFICATION NOTES

BPSM architects **STH**

Bush Parkes Shugg & Moon

ABN: 21 134 476 065
PELACO COMPLEX, BUILDING 3, LEVEL 2
21-31 GOODWOOD ST, RICHMOND VIC 3121, AUSTRALIA
PH: (03) 9885 2333 FAX: (03) 9885 2455

THIS ARCHITECTURAL DESIGN IS THE COPYRIGHT OF SILVER THOMAS
HANLEY (AUS) PTY LTD ABN 21 134 476 065 AND SHALL NOT BE
REPRODUCED WITHOUT THEIR WRITTEN PERMISSION



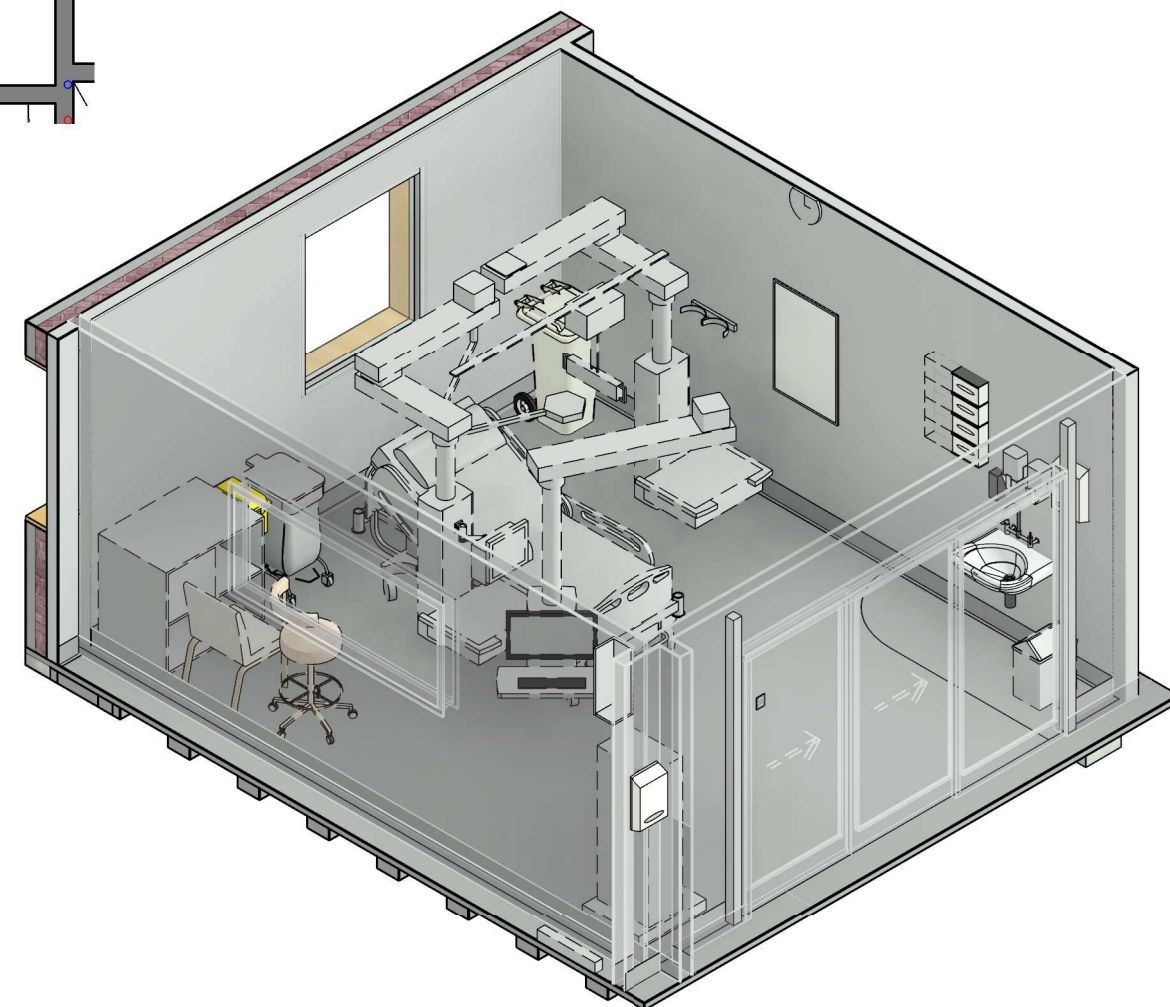
RHH
ROYAL HOBART HOSPITAL

PROJECT

**RHH - ICU EXPANSION, H BLOCK,
LEVEL ONE**

48 LIVERPOOL STREET, HOBART

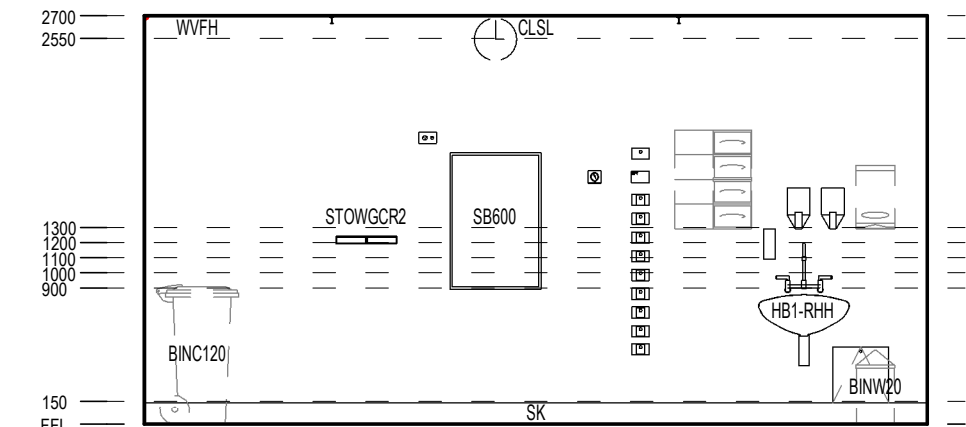
ISSUED FOR INFORMATION



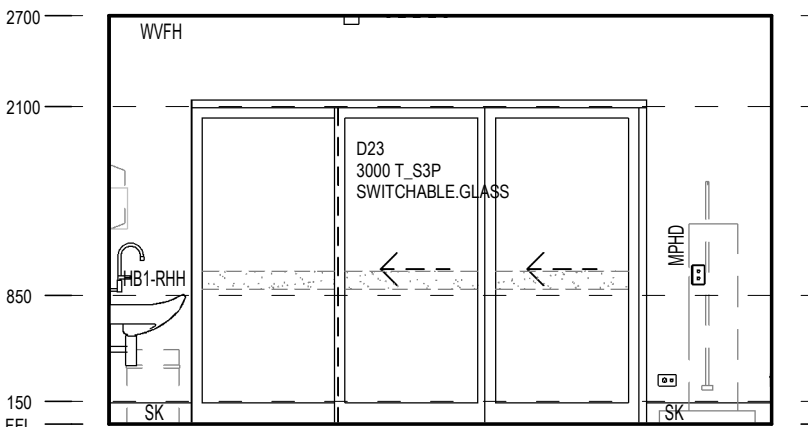
1 BED - ICU 7 PLANS

ICU.H.041

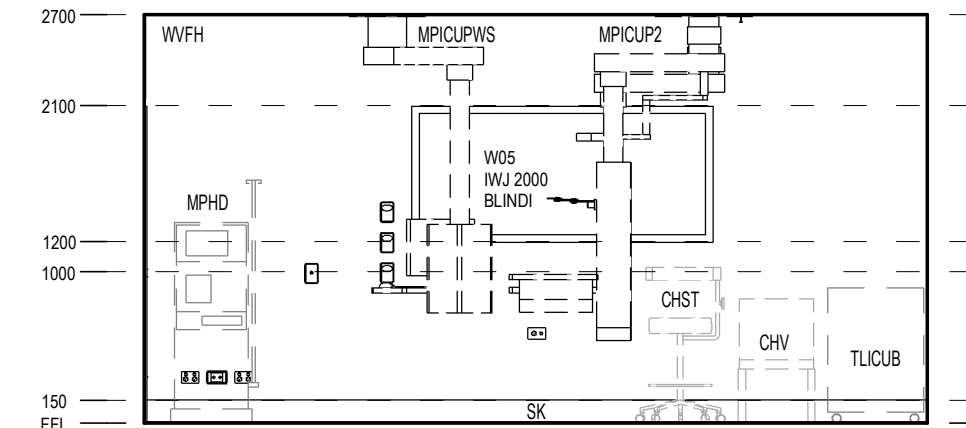
SCALE	DATE	DRAWN BY	CHECKED
1 : 50@A3	01/29/21	AA	SS
PROJECT No	DRAWING No	REVISION	
10465	A62-039	E	



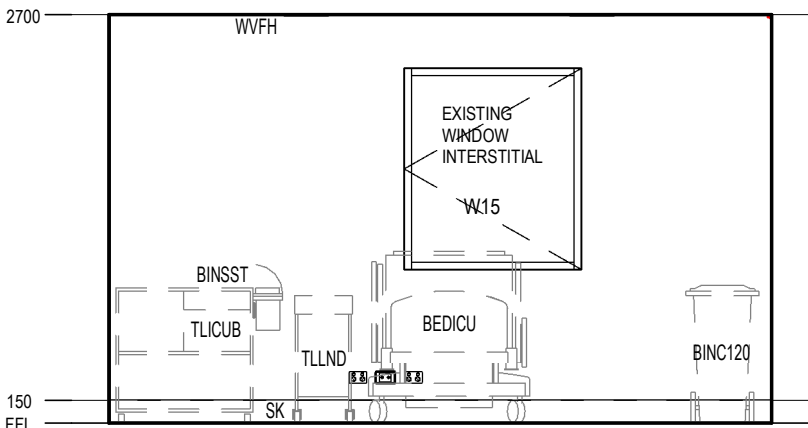
A ELEVATION
SCALE: 1 : 50



B ELEVATION
SCALE: 1 : 50



C ELEVATION
SCALE: 1 : 50



D ELEVATION
SCALE: 1 : 50

FFE - ICU.H.041	
Keynote	Description
BEDICU	BED - INTENSIVE CARE
BINC120	BIN - CLINICAL WASTE 120 LITRE
BINSST	BIN - SHARPS DISPOSAL SMALL, TROLLEY MOUNTED
BINW20	Bin - Waste 20 Litre
BRKTST	BRACKET - SHARPS DISPOSAL, TROLLEY MOUNTED
CHST	CHAIR - STOOL
CHV	Chair - Visitor without arms
CLERPCF	CLERICAL □ FLAT SCREEN AND PC
CLSL	CLOCK - TIME (SLAVE - MASTER)
DISAD	Dispenser - Antiseptic
DISGD	DISPENSER - GLOVE - 4 SIZES
DISMD	Dispenser □ Moisturiser
DISPD	DISPENSER - PAPER TOWEL
DISSD	Dispenser - Soap
HB1	HANDWASH BASIN - STAFF SCRUB WITH LEVER HANDLES
MDMON	MEDICAL DIAGNOSTIC EQUIPMENT - MONITOR

FFE - ICU.H.041	
Keynote	Description
MPHD	MEDICAL PATIENT SUPPORT EQUIPMENT - HAEMODIALYSIS MACHINE
MPICUP2	MEDICAL PATIENT SUPPORT EQUIPMENT - ICU SERVICES TANDEM PENDANT (WET & DRY)
MPICUPWS	MEDICAL PATIENT SUPPORT EQUIPMENT - ICU SERVICES FOOT PENDANT WORKSTATION
PBC	PLASTERBOARD CEILING FLUSH
PLTS 2000	Patient Lifting Track System - 2000 Long Track
PLTSL25	PATIENT LIFTING TRACK SYSTEM - LIFTER TO 250KG
PLTW	PLUMBING - LEVER TAPS WALL MOUNTED
SB600	SPIRIT / WHITE BOARD - 600 LONG
STOWGCR2	STORAGE UNIT - TWO GAS CYLINDER WALL RESTRAINT
TC	TEMPERATURE CONTROL
TLICUB	TROLLEY - ICU BEDSIDE
TLLND	TROLLEY - LINEN DIRTY
VINYL B	FLOOR VINYL TYPE B
WV FH	WALL VINYL FULL HEIGHT

REV	DESCRIPTION	DRN	DATE
A	PROGRESS ISSUE FOR CLIENT	AA	26/03/2021
B	ISSUED FOR INFORMATION	AA	9/04/2021
C	ISSUED TO QUANTITY SURVEYOR	AA	21/05/2021
D	ISSUED FOR PRE-TENDER	AA	26/05/2021
E	ISSUED FOR TENDER	AA	03/06/2021

DIMENSIONS
USE FIGURED DIMENSIONS. DO NOT SCALE. CONTRACTORS MUST VERIFY ALL DIMENSIONS ON THE SITE BEFORE COMMENCING ANY WORK OR MAKING ANY SHOP DRAWING WHICH MUST BE SUBMITTED AND REVIEWED BEFORE MANUFACTURE.

COPYRIGHT
ALL RIGHTS RESERVED. THIS WORK IS COPYRIGHT AND CANNOT BE REPRODUCED OR COPIED IN ANY FORM OR BY ANY MEANS (GRAPHIC, ELECTRONIC OR MECHANICAL, INCLUDING PHOTOCOPYING) WITHOUT THE WRITTEN PERMISSION OF THE PRINCIPAL UNDER THE TERMS OF THE CONTRACT. ANY LICENCE, EXPRESS OR IMPLIED, TO USE THE DOCUMENT FOR ANY PURPOSE WHATSOEVER IS RESTRICTED TO THE TERMS OF THE AGREEMENT OR IMPLIED AGREEMENT WITH THE PRINCIPAL UNDER THE TERMS OF THE CONTRACT.

ALSO REFER TO STH STANDARD SERVICE POINTS
DISCLAIMER AND FF&E SPECIFICATION NOTES

ARCHITECTS

BPSMarchitects
Bush Parkes Shugg & Moon

STH

ABN: 21 134 476 065
PELACO COMPLEX, BUILDING 3, LEVEL 2
21-31 GOODWOOD ST, RICHMOND VIC 3121, AUSTRALIA
PH: (03) 9885 2333 FAX: (03) 9885 2455

THIS ARCHITECTURAL DESIGN IS THE COPYRIGHT OF SILVER THOMAS HANLEY (AUS) PTY LTD ABN 21 134 476 065 AND SHALL NOT BE REPRODUCED WITHOUT THEIR WRITTEN PERMISSION

CLIENT

**RHH**
ROYAL HOBART HOSPITAL

PROJECT

RHH - ICU EXPANSION, H BLOCK, LEVEL ONE
48 LIVERPOOL STREET, HOBART

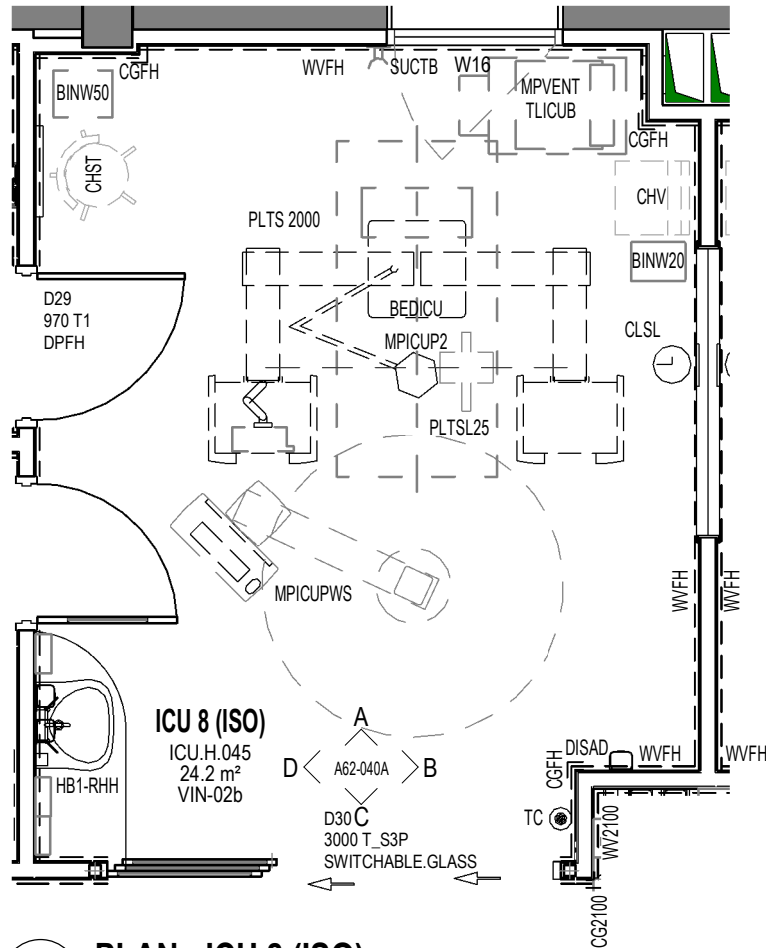
ISSUED FOR INFORMATION

DRAWING TITLE

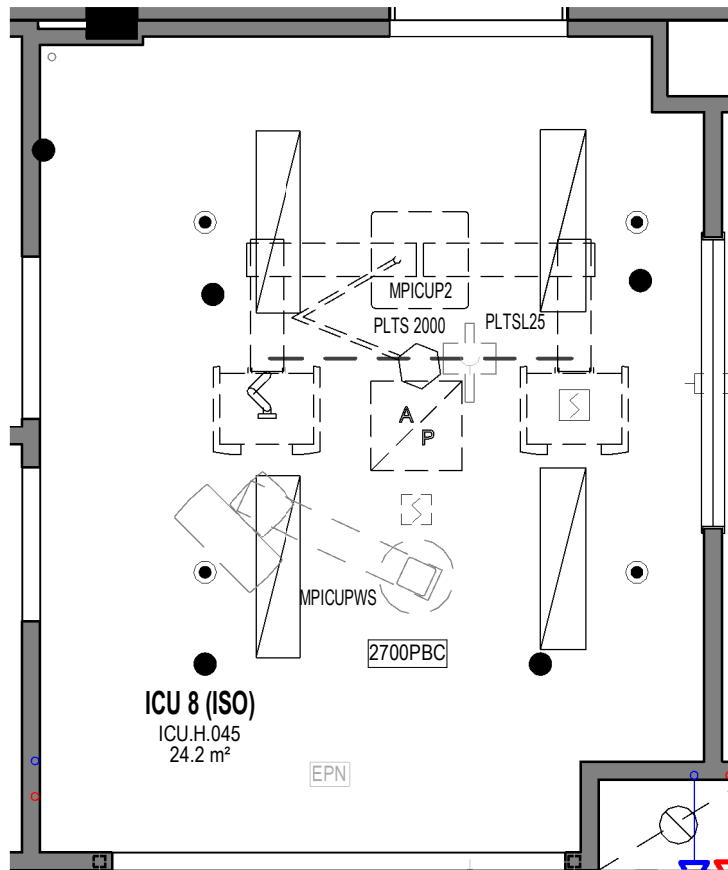
**1 BED - ICU 7 ELEVATIONS
ICU.H.041**

SCALE 1 : 50@A3 DATE 02/19/21 DRAWN BY AA CHECKED SS

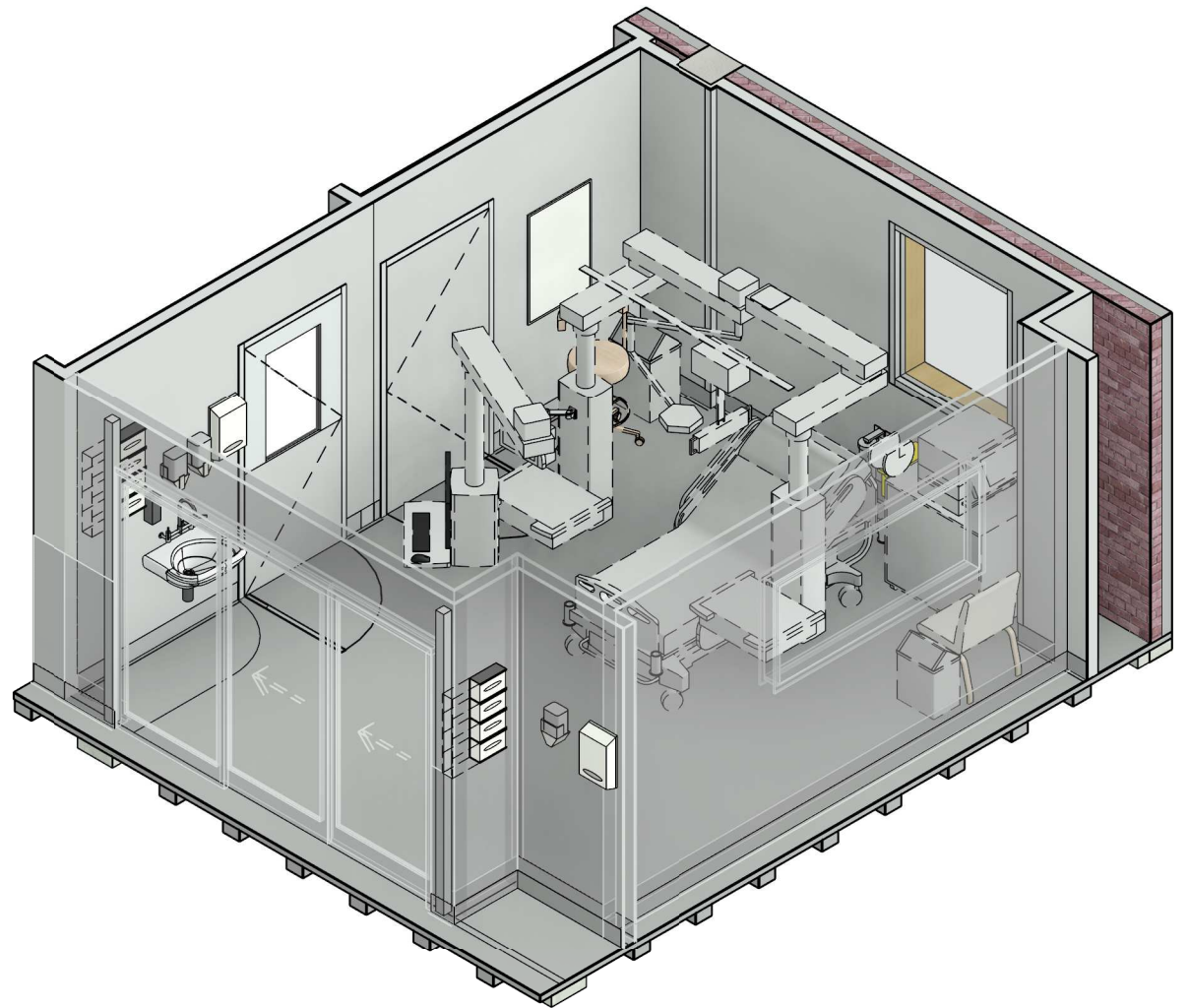
PROJECT No 10465 DRAWING No A62-039A REVISION **E**



2 PLAN - ICU 8 (ISO)
SCALE: 1 : 50



7 RCP - ICU 8 (ISO)
SCALE: 1 : 50



FFE - ICU.H.045	
Keynote	Description
BEDICU	BED - INTENSIVE CARE
BINSST	BIN - SHARPS DISPOSAL SMALL, TROLLEY MOUNTED
BINW20	Bin - Waste 20 Litre
BINW50	Bin - Waste 50 Litre
BRKT3	BRACKET - SUCTION BOTTLE BRACKET
BRKTST	BRACKET - SHARPS DISPOSAL, TROLLEY MOUNTED
CGFH	FULL HEIGHT CORNER GUARD
CHST	CHAIR - STOOL
CHV	Chair - Visitor without arms
CLERPCF	CLERICAL □ FLAT SCREEN AND PC

FFE - ICU.H.045	
Keynote	Description
CLSL	CLOCK - TIME (SLAVE - MASTER)
DISAD	Dispenser - Antiseptic
DISGD	DISPENSER - GLOVE - 4 SIZES
DISMD	Dispenser □ Moisturiser
DISPD	DISPENSER - PAPER TOWEL
DISSD	Dispenser - Soap
HB1	HANDWASH BASIN - STAFF SCRUB WITH LEVER HANDLES
MDMON	MEDICAL DIAGNOSTIC EQUIPMENT - MONITOR
MPICUP2	MEDICAL PATIENT SUPPORT EQUIPMENT - ICU SERVICES TANDEM PENDANT (WET & DRY)

FFE - ICU.H.045	
Keynote	Description
MPICUPWS	MEDICAL PATIENT SUPPORT EQUIPMENT - ICU SERVICES FOOT PENDANT WORKSTATION
MPVENT	Medical Patient Support Equipment - Ventilator
PBC	PLASTERBOARD CEILING FLUSH
PLTS 2000	Patient Lifting Track System - 2000 Long Track
PLTSL25	PATIENT LIFTING TRACK SYSTEM - LIFTER TO 250KG
PLTW	PLUMBING - LEVER TAPS WALL MOUNTED
SB600	SPIRIT / WHITE BOARD - 600 LONG
SUCTB	SUCTION BOTTLE
TC	TEMPERATURE CONTROL
TLICUB	TROLLEY - ICU BEDSIDE
VINYL B	FLOOR VINYL TYPE B
WVFB	WALL VINYL FULL HEIGHT

REV	DESCRIPTION	DRN	DATE
A	PROGRESS ISSUE FOR CLIENT	AA	26/03/2021
B	ISSUED FOR INFORMATION	AA	9/04/2021
C	ISSUED TO QUANTITY SURVEYOR	AA	21/05/2021
D	ISSUED FOR PRE-TENDER	AA	26/05/2021
E	ISSUED FOR TENDER	AA	03/06/2021

DIMENSIONS
USE FIGURED DIMENSIONS. DO NOT SCALE. CONTRACTORS MUST VERIFY ALL DIMENSIONS ON THE SITE BEFORE COMMENCING ANY WORK OR MAKING ANY SHOP DRAWING WHICH MUST BE SUBMITTED AND REVIEWED BEFORE MANUFACTURE.

COPYRIGHT
ALL RIGHTS RESERVED. THIS WORK IS COPYRIGHT AND CANNOT BE REPRODUCED OR COPIED IN ANY FORM OR BY ANY MEANS (GRAPHIC, ELECTRONIC OR MECHANICAL, INCLUDING PHOTOCOPYING) WITHOUT THE WRITTEN PERMISSION OF THE PRINCIPAL UNDER THE TERMS OF THE CONTRACT. ANY LICENCE, EXPRESS OR IMPLIED, TO USE THE DOCUMENT FOR ANY PURPOSE WHATSOEVER IS RESTRICTED TO THE TERMS OF THE AGREEMENT OR IMPLIED AGREEMENT WITH THE PRINCIPAL UNDER THE TERMS OF THE CONTRACT.

ALSO REFER TO STH STANDARD SERVICE POINTS
DISCLAIMER AND FF&E SPECIFICATION NOTES

ARCHITECTS

BPSM architects
Bush Parkes Shugg & Moon

STH

ABN: 21 134 476 065
PELACO COMPLEX, BUILDING 3, LEVEL 2
21-31 GOODWOOD ST, RICHMOND VIC 3121, AUSTRALIA
PH: (03) 9885 2333 FAX: (03) 9885 2455

THIS ARCHITECTURAL DESIGN IS THE COPYRIGHT OF SILVER THOMAS HANLEY (AUS) PTY LTD ABN 21 134 476 065 AND SHALL NOT BE REPRODUCED WITHOUT THEIR WRITTEN PERMISSION

CLIENT

RHH
ROYAL HOBART HOSPITAL

PROJECT

RHH - ICU EXPANSION, H BLOCK, LEVEL ONE
48 LIVERPOOL STREET, HOBART

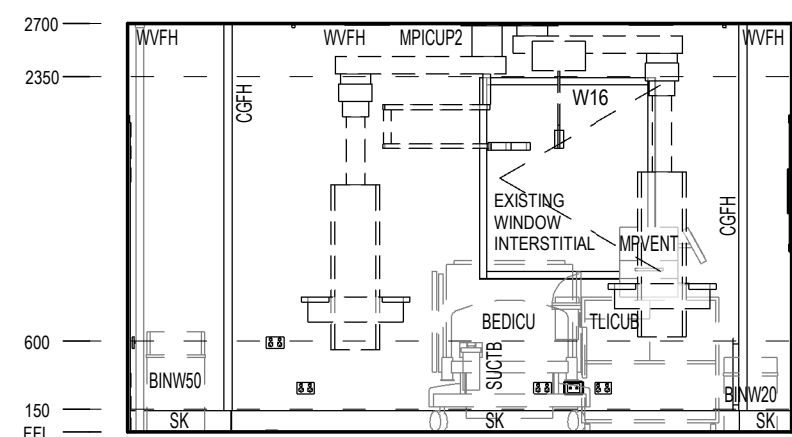
ISSUED FOR INFORMATION

DRAWING TITLE

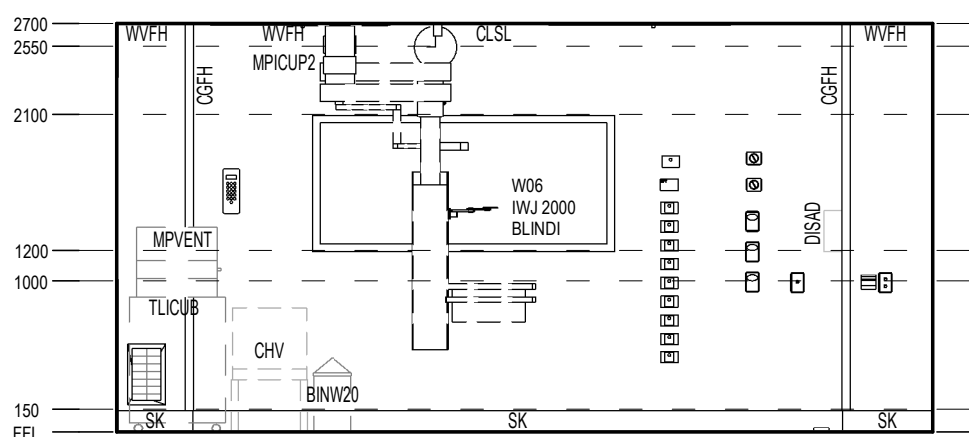
1 BED - ICU 8 (ISO) PLANS
ICU.H.045

SCALE 1 : 50@A3 DATE 01/29/21 DRAWN BY AA CHECKED SS

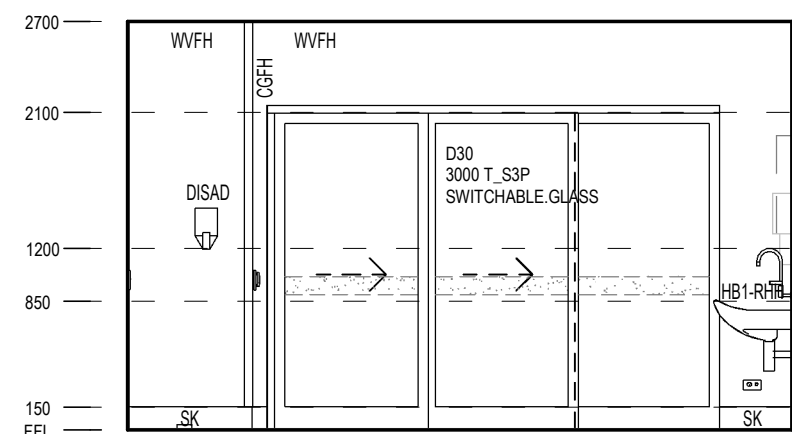
PROJECT No 10465 DRAWING No A62-040 REVISION E



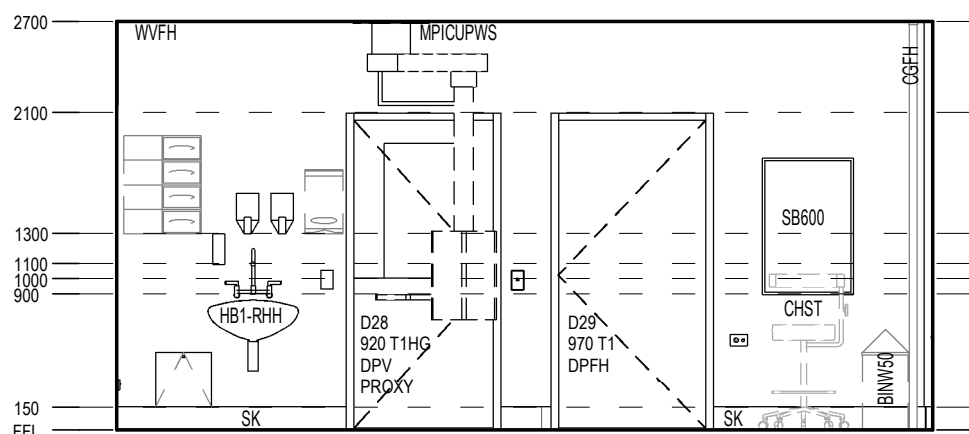
A ELEVATION
SCALE: 1 : 50



B ELEVATION
SCALE: 1 : 50



C ELEVATION
SCALE: 1 : 50



D ELEVATION
SCALE: 1 : 50

FFE - ICU.H.045	
Keynote	Description
BEDICU	BED - INTENSIVE CARE
BINSST	BIN - SHARPS DISPOSAL SMALL, TROLLEY MOUNTED
BINW20	Bin - Waste 20 Litre
BINW50	Bin - Waste 50 Litre
BRKT3	BRACKET - SUCTION BOTTLE BRACKET
BRKTST	BRACKET - SHARPS DISPOSAL, TROLLEY MOUNTED
CGFH	FULL HEIGHT CORNER GUARD
CHST	CHAIR - STOOL
CHV	Chair - Visitor without arms
CLERPCF	CLERICAL □ FLAT SCREEN AND PC

FFE - ICU.H.045	
Keynote	Description
CLSL	CLOCK - TIME (SLAVE - MASTER)
DISAD	Dispenser - Antiseptic
DISGD	DISPENSER - GLOVE - 4 SIZES
DISMD	Dispenser □ Moisturiser
DISPD	DISPENSER - PAPER TOWEL
DISSD	Dispenser - Soap
HB1	HANDWASH BASIN - STAFF SCRUB WITH LEVER HANDLES
MDMON	MEDICAL DIAGNOSTIC EQUIPMENT - MONITOR
MPICUP2	MEDICAL PATIENT SUPPORT EQUIPMENT - ICU SERVICES TANDEM PENDANT (WET & DRY)

FFE - ICU.H.045	
Keynote	Description
MPICUPWS	MEDICAL PATIENT SUPPORT EQUIPMENT - ICU SERVICES FOOT PENDANT WORKSTATION
MPVENT	Medical Patient Support Equipment - Ventilator
PBC	PLASTERBOARD CEILING FLUSH
PLTS 2000	Patient Lifting Track System - 2000 Long Track
PLTSL25	PATIENT LIFTING TRACK SYSTEM - LIFTER TO 250KG
PLTW	PLUMBING - LEVER TAPS WALL MOUNTED
SB600	SPIRIT / WHITE BOARD - 600 LONG
SUCTB	SUCTION BOTTLE
TC	TEMPERATURE CONTROL
TLICUB	TROLLEY - ICU BEDSIDE
VINYL B	FLOOR VINYL TYPE B
WVFH	WALL VINYL FULL HEIGHT

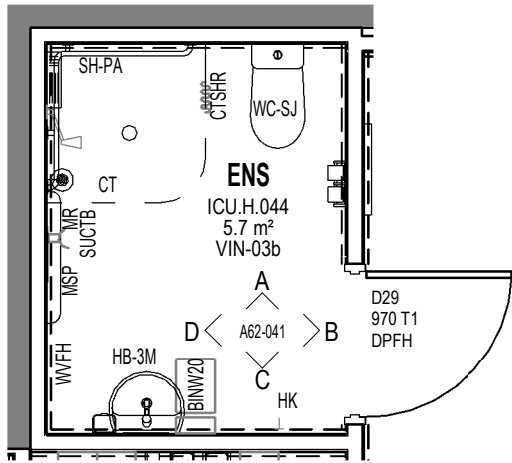
REV	DESCRIPTION	DRN	DATE
A	PROGRESS ISSUE FOR CLIENT	AA	26/03/2021
B	ISSUED FOR INFORMATION	AA	9/04/2021
C	ISSUED TO QUANTITY SURVEYOR	AA	21/05/2021
D	ISSUED FOR PRE-TENDER	AA	26/05/2021
E	ISSUED FOR TENDER	AA	03/06/2021

DIMENSIONS	
USE FIGURED DIMENSIONS. DO NOT SCALE. CONTRACTORS MUST VERIFY ALL DIMENSIONS ON THE SITE BEFORE COMMENCING ANY WORK OR MAKING ANY SHOP DRAWING WHICH MUST BE SUBMITTED AND REVIEWED BEFORE MANUFACTURE.	
COPYRIGHT	
ALL RIGHTS RESERVED. THIS WORK IS COPYRIGHT AND CANNOT BE REPRODUCED OR COPIED IN ANY FORM OR BY ANY MEANS (GRAPHIC, ELECTRONIC OR MECHANICAL, INCLUDING PHOTOCOPYING) WITHOUT THE WRITTEN PERMISSION OF THE PRINCIPAL UNDER THE TERMS OF THE CONTRACT. ANY LICENCE, EXPRESS OR IMPLIED, TO USE THE DOCUMENT FOR ANY PURPOSE WHATSOEVER IS RESTRICTED TO THE TERMS OF THE AGREEMENT OR IMPLIED AGREEMENT WITH THE PRINCIPAL UNDER THE TERMS OF THE CONTRACT.	
ALSO REFER TO STH STANDARD SERVICE POINTS DISCLAIMER AND FF&E SPECIFICATION NOTES	

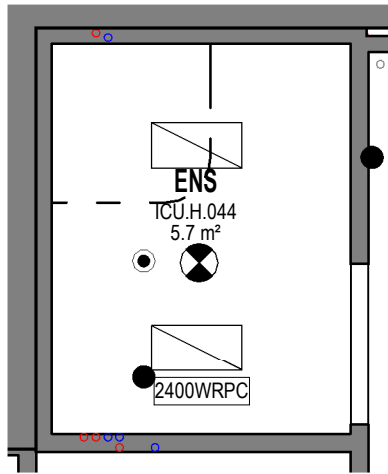
ARCHITECTS	
<div><div><div>BPSM</div><div>architects</div><div>Bush Parkes Shugg & Moon</div></div><div>STH</div></div>	
ABN: 21 134 476 065 PELACO COMPLEX, BUILDING 3, LEVEL 2 21-31 GOODWOOD ST, RICHMOND VIC 3121, AUSTRALIA PH: (03) 9885 2333 FAX: (03) 9885 2455	
THIS ARCHITECTURAL DESIGN IS THE COPYRIGHT OF SILVER THOMAS HANLEY (AUS) PTY LTD ABN 21 134 476 065 AND SHALL NOT BE REPRODUCED WITHOUT THEIR WRITTEN PERMISSION	

CLIENT	
<div><div><div><div></div><div>RHH</div><div>ROYAL HOBART HOSPITAL</div></div><div>PROJECT</div><div>RHH - ICU EXPANSION, H BLOCK, LEVEL ONE</div><div>48 LIVERPOOL STREET, HOBART</div></div></div>	
ISSUED FOR INFORMATION	

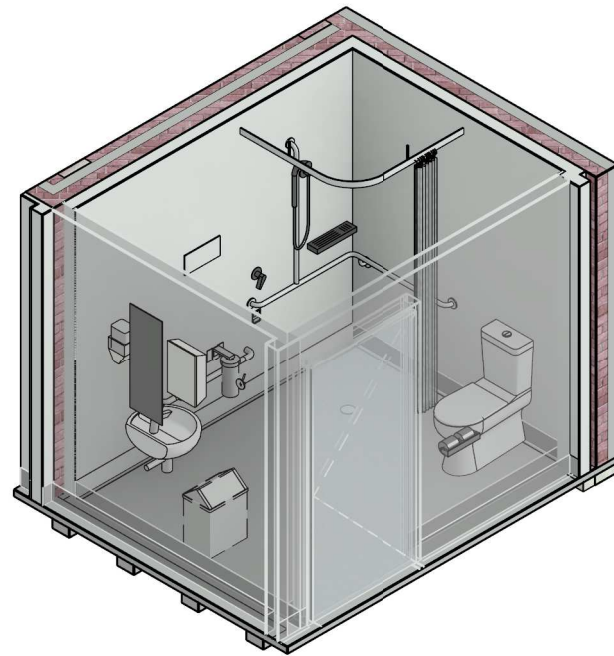
DRAWING TITLE			
1 BED - ICU 8 (ISO) ELEVATIONS ICU.H.045			
SCALE 1 : 50@A3	DATE 02/19/21	DRAWN BY AA	CHECKED SS
PROJECT No 10465	DRAWING No A62-040A	REVISION E	



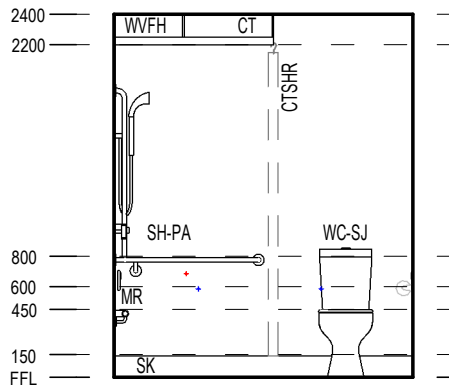
1 PLAN - ENS
SCALE: 1 : 50



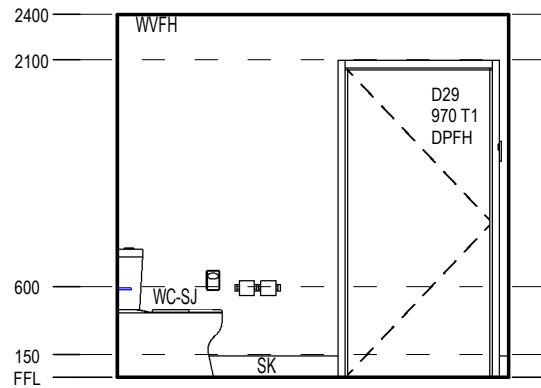
7 RCP - ENS
SCALE: 1 : 50



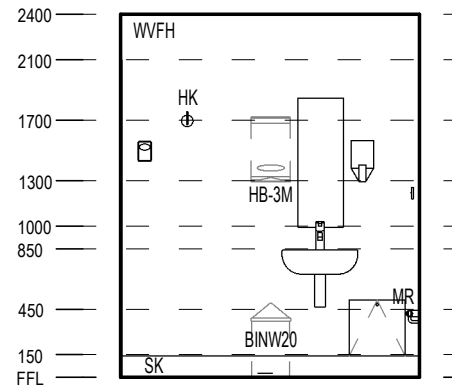
FFE - ICU.H.044	
Keynote	Description
BINW20	Bin - Waste 20 Litre
BRKT3	BRACKET - SUCTION BOTTLE BRACKET
CT	Curtain Track - Removable Cassette Type
CTSHR	CURTAIN - SHOWER
DISPD	DISPENSER - PAPER TOWEL
DISSD	Dispenser - Soap
DISTPDD	Dispenser - Toilet Paper - Double
FW	Floor Waste
GR6	GRABRAIL - PATIENT SHOWER GRABRAIL TYPE 6
HB3	Handwash Basin - Medium
HK	Hook - Hat & Coat - Standard
M30	MIRROR - 300W X 850H
MR	MEDIRAIL □ WALL MOUNTED
MSP	Medical Service Panel
NC	NURSE CALL BUTTON
PHS	Plumbing - Handheld Shower Rose
PSH	SHELF □ PROPRIETARY SOAP / SHAMPOO SHELF
PXB	PLUMBING - FLICKMIXER BENCH MOUNTED
PXW	PLUMBING - FLICKMIXER WALL MOUNTED
SUCTB	SUCTION BOTTLE
VINYL B	FLOOR VINYL TYPE B
WCS	Toilet - Standard
WRPC	WATER RESISITANT PLASTERBOARD CEILING
WVFH	WALL VINYL FULL HEIGHT



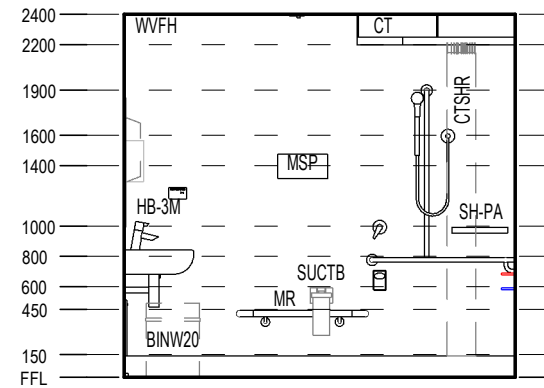
A ELEVATION
SCALE: 1 : 50



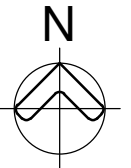
B ELEVATION
SCALE: 1 : 50



C ELEVATION
SCALE: 1 : 50



D ELEVATION
SCALE: 1 : 50



REV	DESCRIPTION	DRN	DATE
A	PROGRESS ISSUE FOR CLIENT	AA	26/03/2021
B	ISSUED FOR INFORMATION	AA	9/04/2021
C	ISSUED TO QUANTITY SURVEYOR	AA	21/05/2021
D	ISSUED FOR PRE-TENDER	AA	26/05/2021
E	ISSUED FOR TENDER	AA	03/06/2021

DIMENSIONS	
USE FIGURED DIMENSIONS. DO NOT SCALE. CONTRACTORS MUST VERIFY ALL DIMENSIONS ON THE SITE BEFORE COMMENCING ANY WORK OR MAKING ANY SHOP DRAWING WHICH MUST BE SUBMITTED AND REVIEWED BEFORE MANUFACTURE.	
COPYRIGHT	
ALL RIGHTS RESERVED. THIS WORK IS COPYRIGHT AND CANNOT BE REPRODUCED OR COPIED IN ANY FORM OR BY ANY MEANS (GRAPHIC, ELECTRONIC OR MECHANICAL, INCLUDING PHOTOCOPYING) WITHOUT THE WRITTEN PERMISSION OF THE PRINCIPAL UNDER THE TERMS OF THE CONTRACT. ANY LICENCE, EXPRESS OR IMPLIED, TO USE THE DOCUMENT FOR ANY PURPOSE WHATSOEVER IS RESTRICTED TO THE TERMS OF THE AGREEMENT OR IMPLIED AGREEMENT WITH THE PRINCIPAL UNDER THE TERMS OF THE CONTRACT.	
ALSO REFER TO STH STANDARD SERVICE POINTS DISCLAIMER AND FF&E SPECIFICATION NOTES	

ARCHITECTS

BPSMarchitects

STH

ABN: 21 134 476 065
PELACO COMPLEX, BUILDING 3, LEVEL 2
21-31 GOODWOOD ST, RICHMOND VIC 3121, AUSTRALIA
PH: (03) 9885 2333 FAX: (03) 9885 2455

THIS ARCHITECTURAL DESIGN IS THE COPYRIGHT OF SILVER THOMAS HANLEY (AUS) PTY LTD ABN 21 134 476 065 AND SHALL NOT BE REPRODUCED WITHOUT THEIR WRITTEN PERMISSION

CLIENT

RHH

ROYAL HOBART HOSPITAL

PROJECT

RHH - ICU EXPANSION, H BLOCK,
LEVEL ONE
48 LIVERPOOL STREET, HOBART

ISSUED FOR INFORMATION

DRAWING TITLE

ENSUITE
ICU.H.044

SCALE 1 : 50@A3

DATE 01/29/21

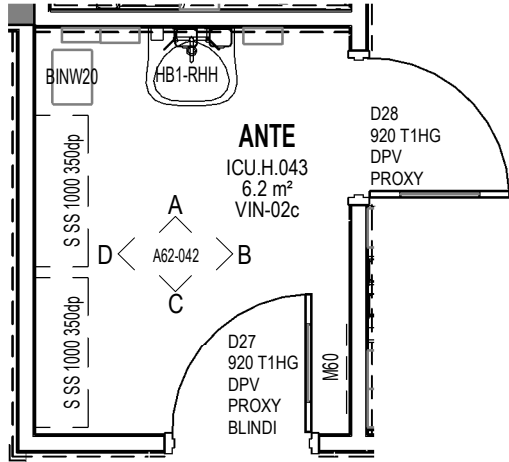
DRAWN BY AA

CHECKED SS

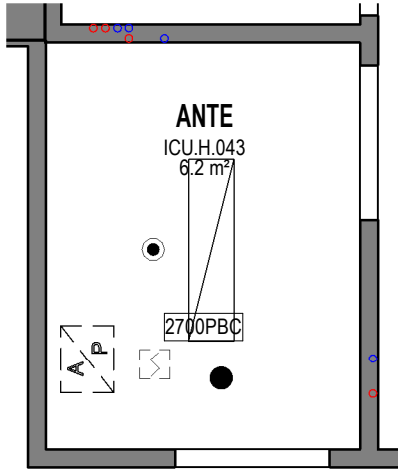
PROJECT No 10465

DRAWING No A62-041

REVISION E

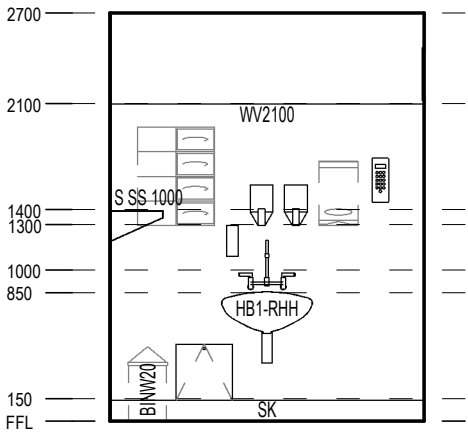
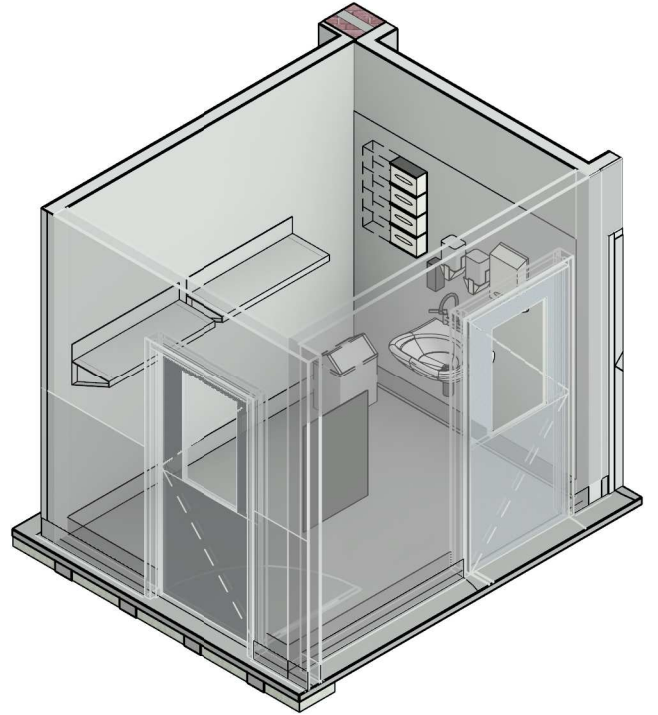


1 PLAN - ANTE
SCALE: 1 : 50

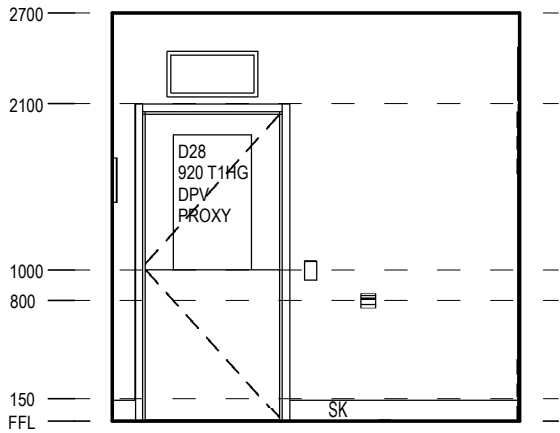


2 RCP - ANTE
SCALE: 1 : 50

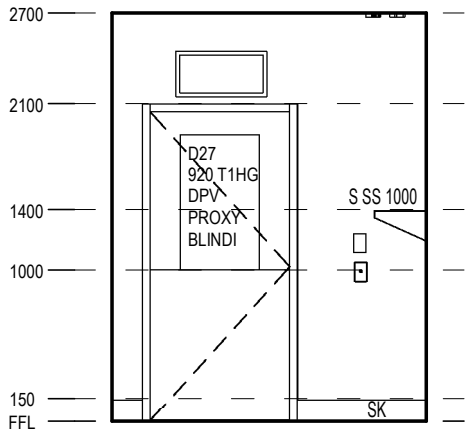
FFE - ICU.H.043	
Keynote	Description
BINW20	Bin - Waste 20 Litre
DISAD	Dispenser - Antiseptic
DISGD	DISPENSER - GLOVE - 4 SIZES
DISMD	Dispenser □ Moisturiser
DISPD	DISPENSER - PAPER TOWEL
DISSD	Dispenser - Soap
HB1	HANDWASH BASIN - STAFF SCRUB WITH LEVER HANDLES
M60	MIRROR - 600W X 550H
PBC	PLASTERBOARD CEILING FLUSH
PLTW	PLUMBING - LEVER TAPS WALL MOUNTED
S SS	SHELF STAINLESS STEEL
WV2100	WALL VINYL 2100 HIGH



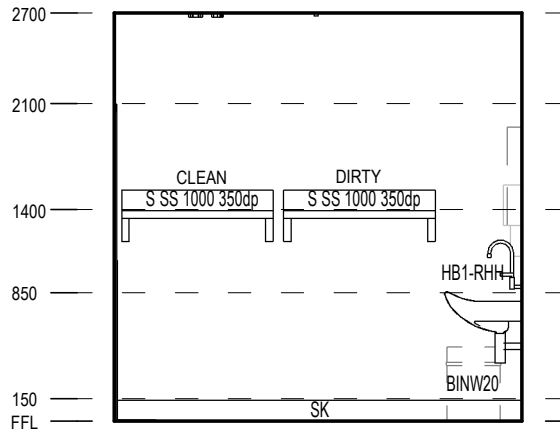
A ELEVATION
SCALE: 1 : 50



B ELEVATION
SCALE: 1 : 50



C ELEVATION
SCALE: 1 : 50



D ELEVATION
SCALE: 1 : 50

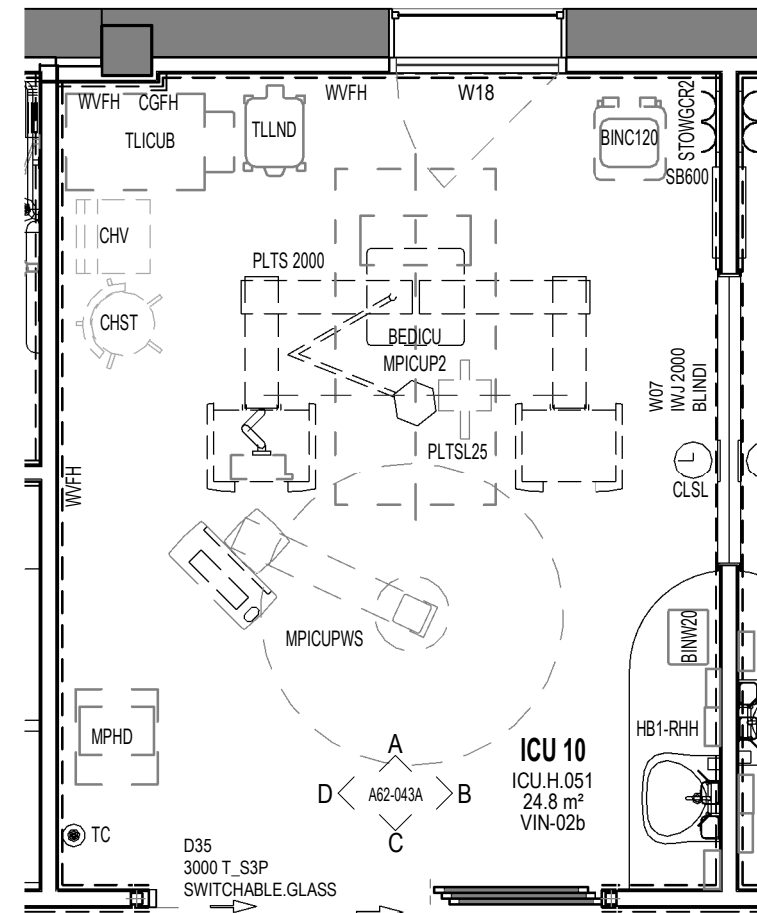
REV	DESCRIPTION	DRN	DATE
A	PROGRESS ISSUE FOR CLIENT	AA	26/03/2021
B	ISSUED FOR INFORMATION	AA	9/04/2021
C	ISSUED TO QUANTITY SURVEYOR	AA	21/05/2021
D	ISSUED FOR PRE-TENDER	AA	26/05/2021
E	ISSUED FOR TENDER	AA	03/06/2021

DIMENSIONS	
USE FIGURED DIMENSIONS. DO NOT SCALE. CONTRACTORS MUST VERIFY ALL DIMENSIONS ON THE SITE BEFORE COMMENCING ANY WORK OR MAKING ANY SHOP DRAWING WHICH MUST BE SUBMITTED AND REVIEWED BEFORE MANUFACTURE.	
COPYRIGHT	
ALL RIGHTS RESERVED. THIS WORK IS COPYRIGHT AND CANNOT BE REPRODUCED OR COPIED IN ANY FORM OR BY ANY MEANS (GRAPHIC, ELECTRONIC OR MECHANICAL, INCLUDING PHOTOCOPYING) WITHOUT THE WRITTEN PERMISSION OF THE PRINCIPAL UNDER THE TERMS OF THE CONTRACT. ANY LICENCE, EXPRESS OR IMPLIED, TO USE THE DOCUMENT FOR ANY PURPOSE WHATSOEVER IS RESTRICTED TO THE TERMS OF THE AGREEMENT OR IMPLIED AGREEMENT WITH THE PRINCIPAL UNDER THE TERMS OF THE CONTRACT.	
ALSO REFER TO STH STANDARD SERVICE POINTS DISCLAIMER AND FF&E SPECIFICATION NOTES	

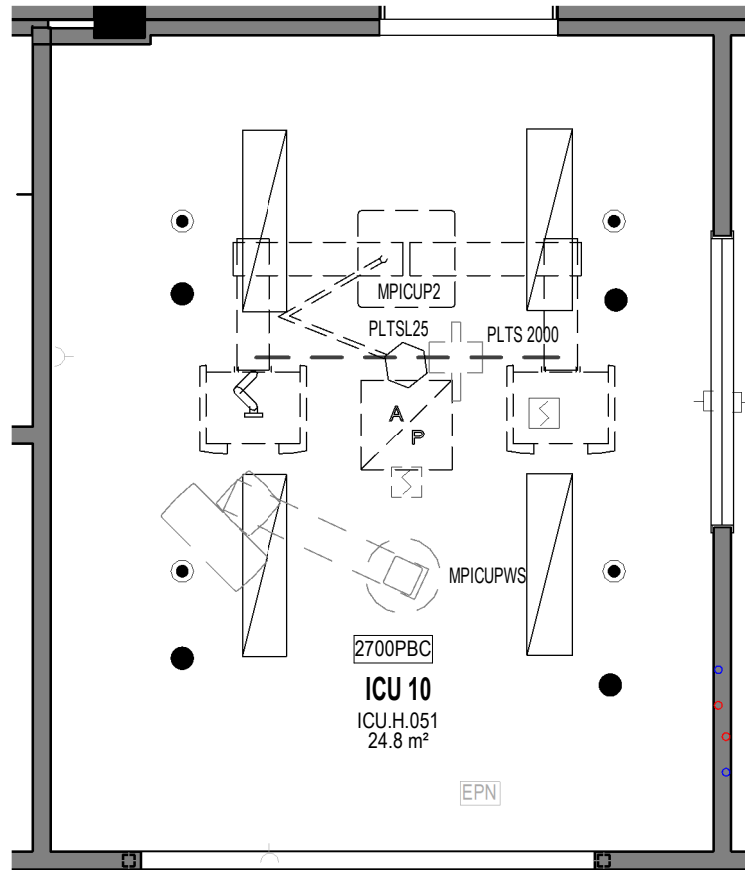
ARCHITECTS	
BPSM architects Bush Parkes Shugg & Moon	
STH	
ABN: 21 134 476 065 PELACO COMPLEX, BUILDING 3, LEVEL 2 21-31 GOODWOOD ST, RICHMOND VIC 3121, AUSTRALIA PH: (03) 9885 2333 FAX: (03) 9885 2455	
THIS ARCHITECTURAL DESIGN IS THE COPYRIGHT OF SILVER THOMAS HANLEY (AUS) PTY LTD ABN 21 134 476 065 AND SHALL NOT BE REPRODUCED WITHOUT THEIR WRITTEN PERMISSION	

CLIENT	
RHH ROYAL HOBART HOSPITAL	
PROJECT RHH - ICU EXPANSION, H BLOCK, LEVEL ONE 48 LIVERPOOL STREET, HOBART	
ISSUED FOR INFORMATION	

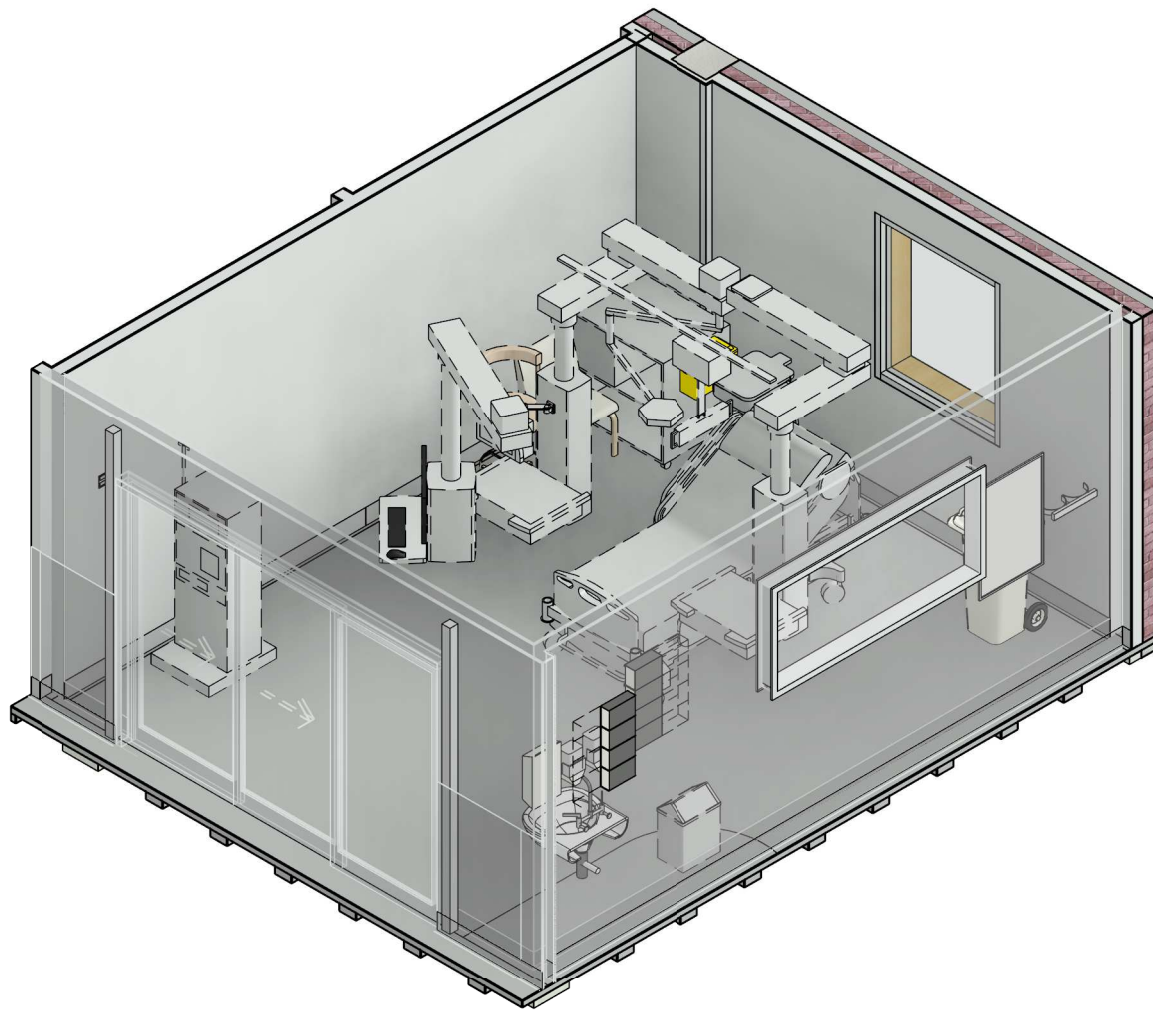
DRAWING TITLE			
ANTEROOM ICU.H.043			
SCALE	DATE	DRAWN BY	CHECKED
1 : 50@A3	01/29/21	AA	SS
PROJECT No	DRAWING No	REVISION	
10465	A62-042	E	



2 PLAN - ICU 10
SCALE: 1 : 50



7 RCP - ICU 10
SCALE: 1 : 50



FFE - ICU.H.051	
Keynote	Description
BEDICU	BED - INTENSIVE CARE
BINC120	BIN - CLINICAL WASTE 120 LITRE
BINSST	BIN - SHARPS DISPOSAL SMALL, TROLLEY MOUNTED
BINW20	Bin - Waste 20 Litre
BRKTST	BRACKET - SHARPS DISPOSAL, TROLLEY MOUNTED
CGFH	FULL HEIGHT CORNER GUARD
CHST	CHAIR - STOOL
CHV	Chair - Visitor without arms
CLERPCF	CLERICAL □ FLAT SCREEN AND PC
CLSL	CLOCK - TIME (SLAVE - MASTER)
DISAD	Dispenser - Antiseptic

FFE - ICU.H.051	
Keynote	Description
DISGD	DISPENSER - GLOVE - 4 SIZES
DISMD	Dispenser □ Moisturiser
DISPD	DISPENSER - PAPER TOWEL
DISSD	Dispenser - Soap
HB1	HANDWASH BASIN - STAFF SCRUB WITH LEVER HANDLES
MDMON	MEDICAL DIAGNOSTIC EQUIPMENT - MONITOR
MPHD	MEDICAL PATIENT SUPPORT EQUIPMENT - HAEMODIALYSIS MACHINE
MPICUP2	MEDICAL PATIENT SUPPORT EQUIPMENT - ICU SERVICES TANDEM PENDANT (WET & DRY)
MPICUPWS	MEDICAL PATIENT SUPPORT EQUIPMENT - ICU SERVICES FOOT PENDANT WORKSTATION

FFE - ICU.H.051	
Keynote	Description
PBC	PLASTERBOARD CEILING FLUSH
PLTS 2000	Patient Lifting Track System - 2000 Long Track
PLTSL25	PATIENT LIFTING TRACK SYSTEM - LIFTER TO 250KG
PLTW	PLUMBING - LEVER TAPS WALL MOUNTED
SB600	SPIRIT / WHITE BOARD - 600 LONG
STOWGCR2	STORAGE UNIT - TWO GAS CYLINDER WALL RESTRAINT
TC	TEMPERATURE CONTROL
TLICUB	TROLLEY - ICU BEDSIDE
TLLND	TROLLEY - LINEN DIRTY
VINYL B	FLOOR VINYL TYPE B
WVFH	WALL VINYL FULL HEIGHT

REV	DESCRIPTION	DRN	DATE
A	PROGRESS ISSUE FOR CLIENT	AA	26/03/2021
B	ISSUED FOR INFORMATION	AA	9/04/2021
C	ISSUED TO QUANTITY SURVEYOR	AA	21/05/2021
D	ISSUED FOR PRE-TENDER	AA	26/05/2021
E	ISSUED FOR TENDER	AA	03/06/2021

DIMENSIONS	
USE FIGURED DIMENSIONS. DO NOT SCALE. CONTRACTORS MUST VERIFY ALL DIMENSIONS ON THE SITE BEFORE COMMENCING ANY WORK OR MAKING ANY SHOP DRAWING WHICH MUST BE SUBMITTED AND REVIEWED BEFORE MANUFACTURE.	
COPYRIGHT	
ALL RIGHTS RESERVED. THIS WORK IS COPYRIGHT AND CANNOT BE REPRODUCED OR COPIED IN ANY FORM OR BY ANY MEANS (GRAPHIC, ELECTRONIC OR MECHANICAL, INCLUDING PHOTOCOPYING) WITHOUT THE WRITTEN PERMISSION OF THE PRINCIPAL UNDER THE TERMS OF THE CONTRACT. ANY LICENCE, EXPRESS OR IMPLIED, TO USE THE DOCUMENT FOR ANY PURPOSE WHATSOEVER IS RESTRICTED TO THE TERMS OF THE AGREEMENT OR IMPLIED AGREEMENT WITH THE PRINCIPAL UNDER THE TERMS OF THE CONTRACT.	
ALSO REFER TO STH STANDARD SERVICE POINTS DISCLAIMER AND FF&E SPECIFICATION NOTES	

ARCHITECTS

BPSMarchitects


Bush Parkes Shugg & Moon

STH

ABN: 21 134 476 065
PELACO COMPLEX, BUILDING 3, LEVEL 2
21-31 GOODWOOD ST, RICHMOND VIC 3121, AUSTRALIA
PH: (03) 9885 2333 FAX: (03) 9885 2455

THIS ARCHITECTURAL DESIGN IS THE COPYRIGHT OF SILVER THOMAS HANLEY (AUS) PTY LTD ABN 21 134 476 065 AND SHALL NOT BE REPRODUCED WITHOUT THEIR WRITTEN PERMISSION

CLIENT



RHH

ROYAL HOBART HOSPITAL

PROJECT

RHH - ICU EXPANSION, H BLOCK,
LEVEL ONE
48 LIVERPOOL STREET, HOBART

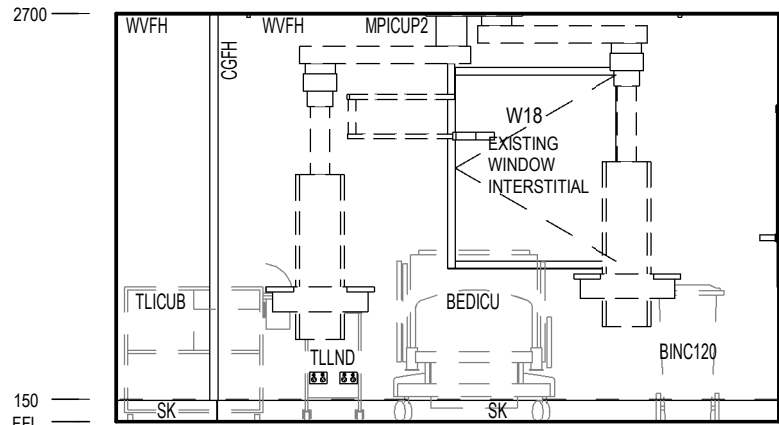
ISSUED FOR INFORMATION

DRAWING TITLE

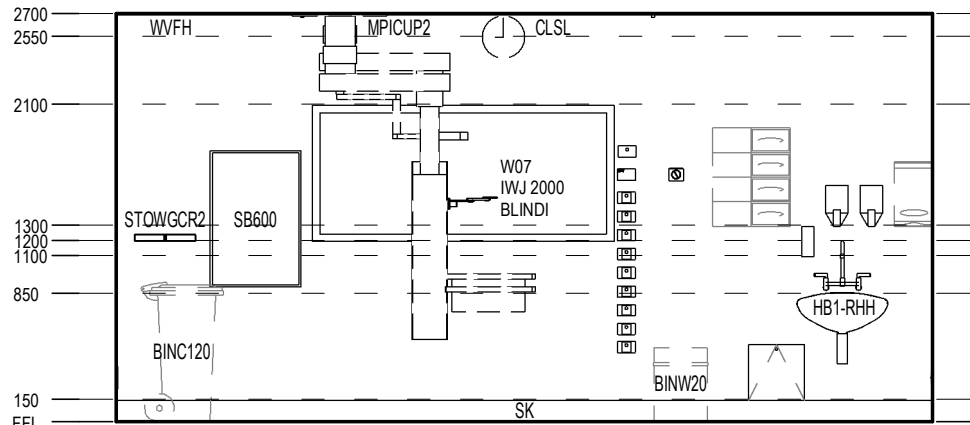
1 BED - ICU 10 PLANS
ICU.H.051

SCALE 1 : 50@A3 DATE 01/29/21 DRAWN BY AA CHECKED SS

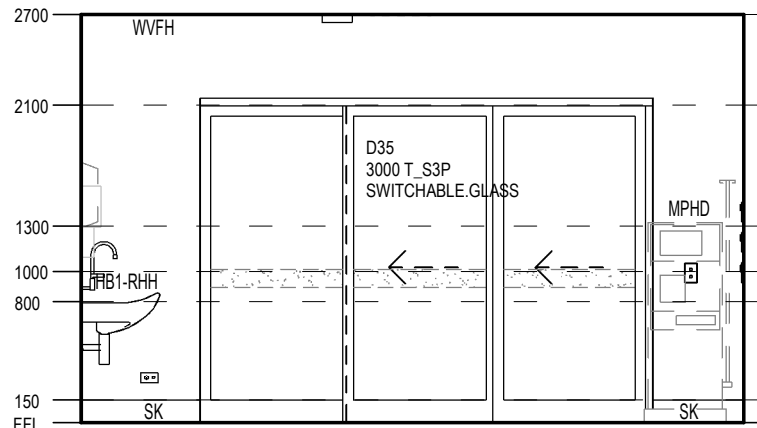
PROJECT No 10465 DRAWING No A62-043 REVISION E



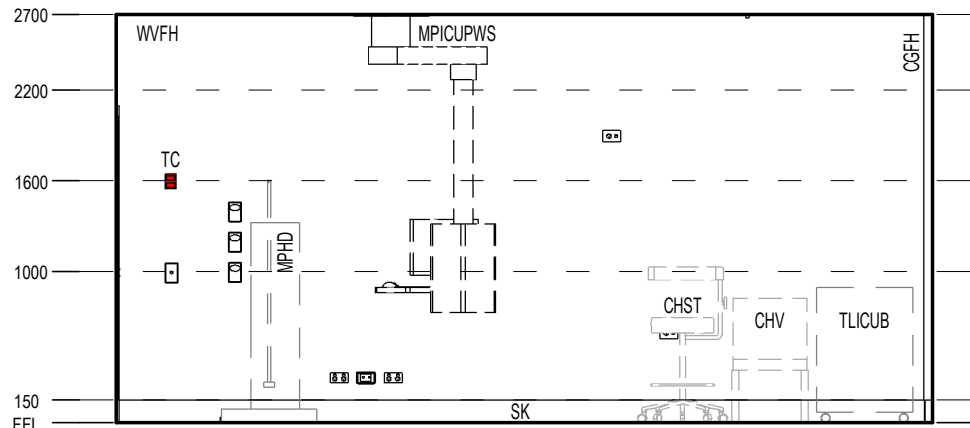
A ELEVATION
SCALE: 1 : 50



B ELEVATION
SCALE: 1 : 50



C ELEVATION
SCALE: 1 : 50



D ELEVATION
SCALE: 1 : 50

FFE - ICU.H.051	
Keynote	Description
BEDICU	BED - INTENSIVE CARE
BINC120	BIN - CLINICAL WASTE 120 LITRE
BINSST	BIN - SHARPS DISPOSAL SMALL, TROLLEY MOUNTED
BINW20	Bin - Waste 20 Litre
BRKTST	BRACKET - SHARPS DISPOSAL, TROLLEY MOUNTED
CGFH	FULL HEIGHT CORNER GUARD
CHST	CHAIR - STOOL
CHV	Chair - Visitor without arms
CLERPCF	CLERICAL □ FLAT SCREEN AND PC
CLSL	CLOCK - TIME (SLAVE - MASTER)
DISAD	Dispenser - Antiseptic

FFE - ICU.H.051	
Keynote	Description
DISGD	DISPENSER - GLOVE - 4 SIZES
DISMD	Dispenser □ Moisturiser
DISPD	DISPENSER - PAPER TOWEL
DISSD	Dispenser - Soap
HB1	HANDWASH BASIN - STAFF SCRUB WITH LEVER HANDLES
MDMON	MEDICAL DIAGNOSTIC EQUIPMENT - MONITOR
MPHD	MEDICAL PATIENT SUPPORT EQUIPMENT - HAEMODIALYSIS MACHINE
MPICUP2	MEDICAL PATIENT SUPPORT EQUIPMENT - ICU SERVICES TANDEM PENDANT (WET & DRY)
MPICUPWS	MEDICAL PATIENT SUPPORT EQUIPMENT - ICU SERVICES FOOT PENDANT WORKSTATION

FFE - ICU.H.051	
Keynote	Description
PBC	PLASTERBOARD CEILING FLUSH
PLTS 2000	Patient Lifting Track System - 2000 Long Track
PLTSL25	PATIENT LIFTING TRACK SYSTEM - LIFTER TO 250KG
PLTW	PLUMBING - LEVER TAPS WALL MOUNTED
SB600	SPIRIT / WHITE BOARD - 600 LONG
STOWGCR2	STORAGE UNIT - TWO GAS CYLINDER WALL RESTRAINT
TC	TEMPERATURE CONTROL
TLICUB	TROLLEY - ICU BEDSIDE
TLLND	TROLLEY - LINEN DIRTY
VINYL B	FLOOR VINYL TYPE B
WVFH	WALL VINYL FULL HEIGHT

REV	DESCRIPTION	DRN	DATE
A	PROGRESS ISSUE FOR CLIENT	AA	26/03/2021
B	ISSUED FOR INFORMATION	AA	9/04/2021
C	ISSUED TO QUANTITY SURVEYOR	AA	21/05/2021
D	ISSUED FOR PRE-TENDER	AA	26/05/2021
E	ISSUED FOR TENDER	AA	03/06/2021

DIMENSIONS
USE FIGURED DIMENSIONS. DO NOT SCALE. CONTRACTORS MUST VERIFY ALL DIMENSIONS ON THE SITE BEFORE COMMENCING ANY WORK OR MAKING ANY SHOP DRAWING WHICH MUST BE SUBMITTED AND REVIEWED BEFORE MANUFACTURE.

COPYRIGHT
ALL RIGHTS RESERVED. THIS WORK IS COPYRIGHT AND CANNOT BE REPRODUCED OR COPIED IN ANY FORM OR BY ANY MEANS (GRAPHIC, ELECTRONIC OR MECHANICAL, INCLUDING PHOTOCOPYING) WITHOUT THE WRITTEN PERMISSION OF THE PRINCIPAL UNDER THE TERMS OF THE CONTRACT. ANY LICENCE, EXPRESS OR IMPLIED, TO USE THE DOCUMENT FOR ANY PURPOSE WHATSOEVER IS RESTRICTED TO THE TERMS OF THE AGREEMENT OR IMPLIED AGREEMENT WITH THE PRINCIPAL UNDER THE TERMS OF THE CONTRACT.

ALSO REFER TO STH STANDARD SERVICE POINTS
DISCLAIMER AND FF&E SPECIFICATION NOTES

ARCHITECTS

BPSMarchitects
Bush Parkes Shugg & Moon

STH

ABN: 21 134 476 065
PELACO COMPLEX, BUILDING 3, LEVEL 2
21-31 GOODWOOD ST, RICHMOND VIC 3121, AUSTRALIA
PH: (03) 9885 2333 FAX: (03) 9885 2455

THIS ARCHITECTURAL DESIGN IS THE COPYRIGHT OF SILVER THOMAS HANLEY (AUS) PTY LTD ABN 21 134 476 065 AND SHALL NOT BE REPRODUCED WITHOUT THEIR WRITTEN PERMISSION

CLIENT

**RHH**
ROYAL HOBART HOSPITAL

PROJECT

RHH - ICU EXPANSION, H BLOCK, LEVEL ONE
48 LIVERPOOL STREET, HOBART

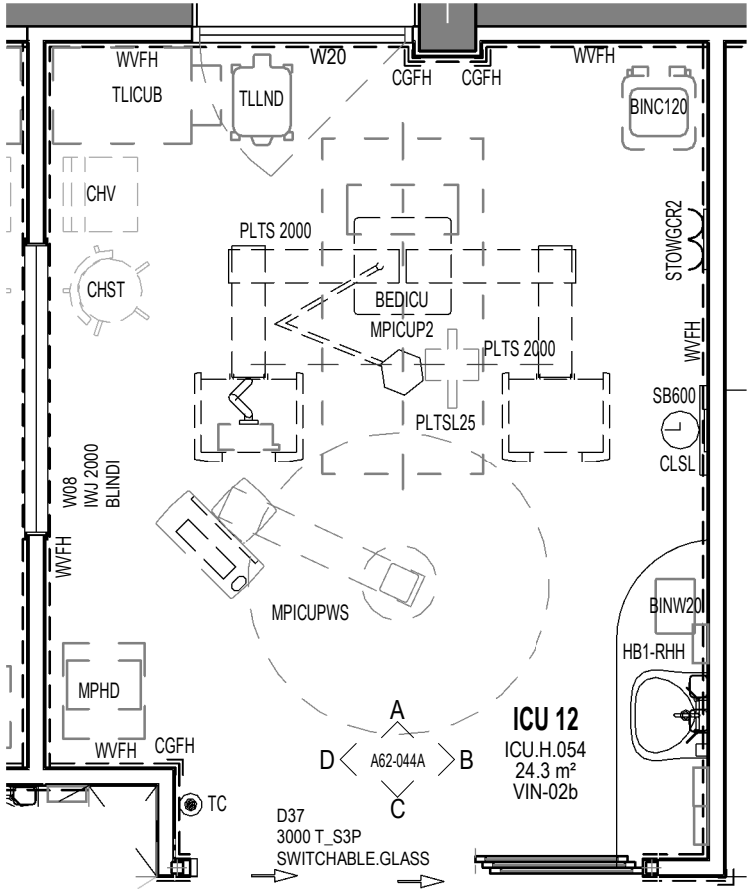
ISSUED FOR INFORMATION

DRAWING TITLE

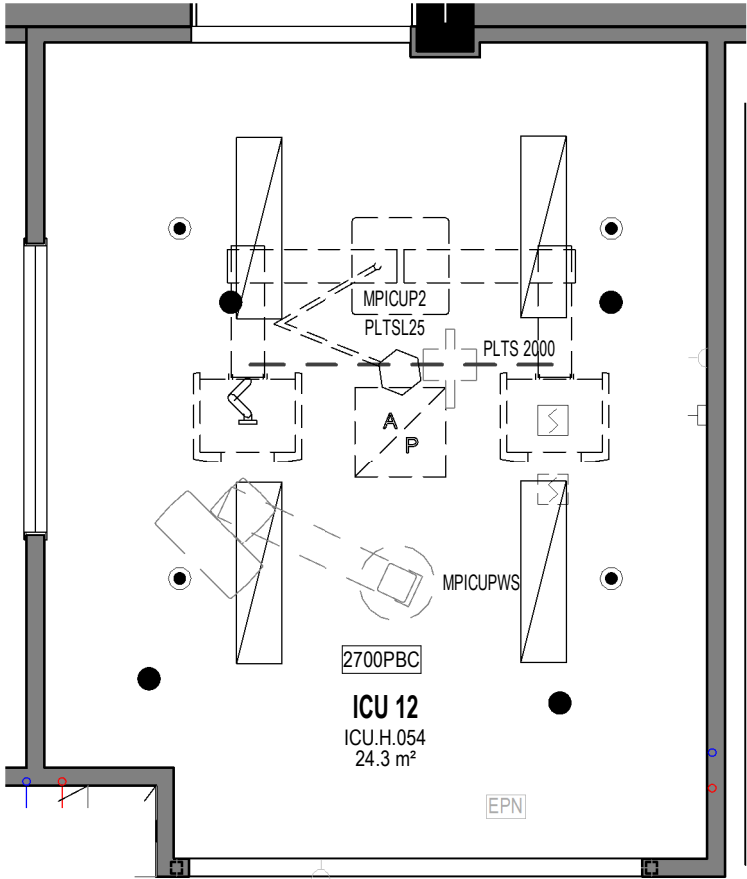
**1 BED - ICU 10 ELEVATIONS
ICU.H.051**

SCALE 1 : 50@A3 DATE 02/19/21 DRAWN BY AA CHECKED SS

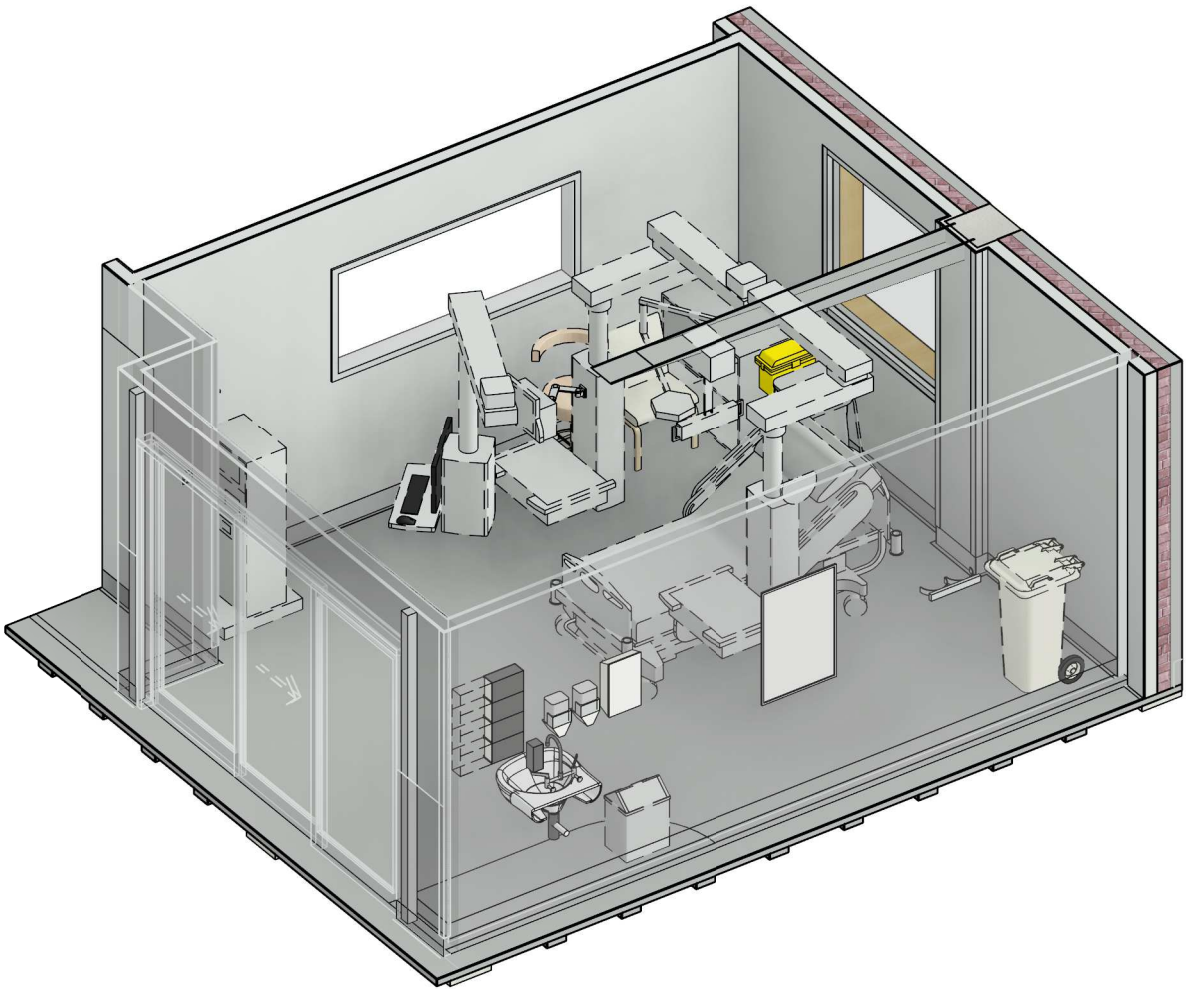
PROJECT No 10465 DRAWING No A62-043A REVISION **E**



1 ICU.H.054 - ICU 12
SCALE: 1 : 50



3 RCP - ICU 12
SCALE: 1 : 50



FFE - ICU.H.054	
Keynote	Description
BEDICU	BED - INTENSIVE CARE
BINC120	BIN - CLINICAL WASTE 120 LITRE
BINSST	BIN - SHARPS DISPOSAL SMALL, TROLLEY MOUNTED
BINW20	Bin - Waste 20 Litre
BRKTST	BRACKET - SHARPS DISPOSAL, TROLLEY MOUNTED
CGFH	FULL HEIGHT CORNER GUARD
CHST	CHAIR - STOOL
CHV	Chair - Visitor without arms
CLERPCF	CLERICAL <input type="checkbox"/> FLAT SCREEN AND PC
CLSL	CLOCK - TIME (SLAVE - MASTER)
DISAD	Dispenser - Antiseptic
DISGD	DISPENSER - GLOVE - 4 SIZES

FFE - ICU.H.054	
Keynote	Description
DISMD	Dispenser <input type="checkbox"/> Moisturiser
DISPD	DISPENSER - PAPER TOWEL
DISSD	Dispenser - Soap
HB1	HANDWASH BASIN - STAFF SCRUB WITH LEVER HANDLES
IWJ	INTERNAL WINDOW TYPE J - SILL AT 1200
MDMON	MEDICAL DIAGNOSTIC EQUIPMENT - MONITOR
MPHD	MEDICAL PATIENT SUPPORT EQUIPMENT - HAEMODIALYSIS MACHINE
MPICUP2	MEDICAL PATIENT SUPPORT EQUIPMENT - ICU SERVICES TANDEM PENDANT (WET & DRY)

FFE - ICU.H.054	
Keynote	Description
MPICUPWS	MEDICAL PATIENT SUPPORT EQUIPMENT - ICU SERVICES FOOT PENDANT WORKSTATION
PBC	PLASTERBOARD CEILING FLUSH
PLTS 2000	Patient Lifting Track System - 2000 Long Track
PLTSL25	PATIENT LIFTING TRACK SYSTEM - LIFTER TO 250KG
PLTW	PLUMBING - LEVER TAPS WALL MOUNTED
SB600	SPIRIT / WHITE BOARD - 600 LONG
STOWGCR2	STORAGE UNIT - TWO GAS CYLINDER WALL RESTRAINT
TC	TEMPERATURE CONTROL
TLICUB	TROLLEY - ICU BEDSIDE
TLLND	TROLLEY - LINEN DIRTY
VINYL B	FLOOR VINYL TYPE B
WVFH	WALL VINYL FULL HEIGHT

REV	DESCRIPTION	DRN	DATE
A	PROGRESS ISSUE FOR CLIENT	AA	26/03/2021
B	ISSUED FOR INFORMATION	AA	9/04/2021
C	ISSUED TO QUANTITY SURVEYOR	AA	21/05/2021
D	ISSUED FOR PRE-TENDER	AA	26/05/2021
E	ISSUED FOR TENDER	AA	03/06/2021

DIMENSIONS
USE FIGURED DIMENSIONS. DO NOT SCALE. CONTRACTORS MUST VERIFY ALL DIMENSIONS ON THE SITE BEFORE COMMENCING ANY WORK OR MAKING ANY SHOP DRAWING WHICH MUST BE SUBMITTED AND REVIEWED BEFORE MANUFACTURE.

COPYRIGHT
ALL RIGHTS RESERVED. THIS WORK IS COPYRIGHT AND CANNOT BE REPRODUCED OR COPIED IN ANY FORM OR BY ANY MEANS (GRAPHIC, ELECTRONIC OR MECHANICAL, INCLUDING PHOTOCOPYING) WITHOUT THE WRITTEN PERMISSION OF THE PRINCIPAL UNDER THE TERMS OF THE CONTRACT. ANY LICENCE, EXPRESS OR IMPLIED, TO USE THE DOCUMENT FOR ANY PURPOSE WHATSOEVER IS RESTRICTED TO THE TERMS OF THE AGREEMENT OR IMPLIED AGREEMENT WITH THE PRINCIPAL UNDER THE TERMS OF THE CONTRACT.

ALSO REFER TO STH STANDARD SERVICE POINTS
DISCLAIMER AND FF&E SPECIFICATION NOTES

ARCHITECTS

BPSMarchitects
Bush Parkes Shugg & Moon

STH

ABN: 21 134 476 065
PELACO COMPLEX, BUILDING 3, LEVEL 2
21-31 GOODWOOD ST, RICHMOND VIC 3121, AUSTRALIA
PH: (03) 9885 2333 FAX: (03) 9885 2455

THIS ARCHITECTURAL DESIGN IS THE COPYRIGHT OF SILVER THOMAS HANLEY (AUS) PTY LTD ABN 21 134 476 065 AND SHALL NOT BE REPRODUCED WITHOUT THEIR WRITTEN PERMISSION

CLIENT

**RHH**
ROYAL HOBART HOSPITAL

PROJECT

RHH - ICU EXPANSION, H BLOCK, LEVEL ONE
48 LIVERPOOL STREET, HOBART

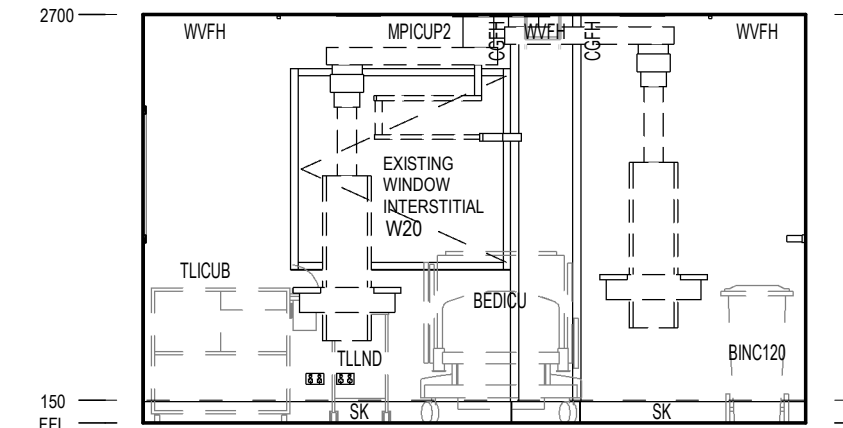
ISSUED FOR INFORMATION

DRAWING TITLE

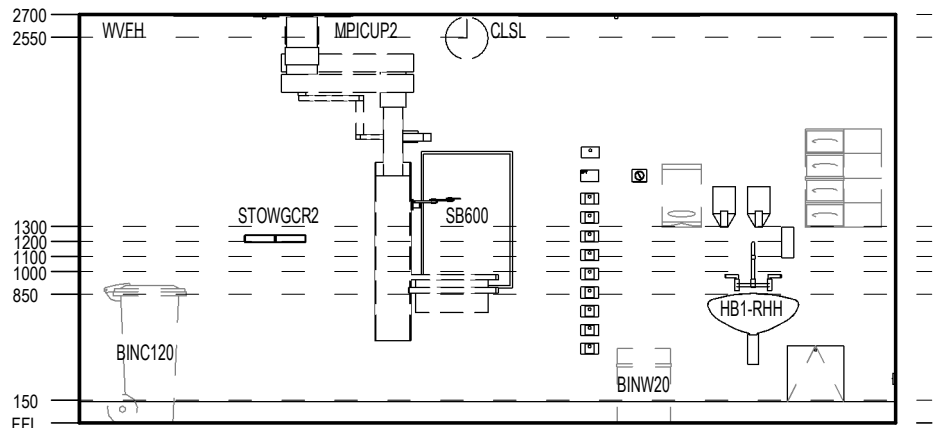
1 BED - ICU 12 PLANS
ICU.H.054

SCALE 1 : 50@A3 DATE 01/29/21 DRAWN BY AA CHECKED SS

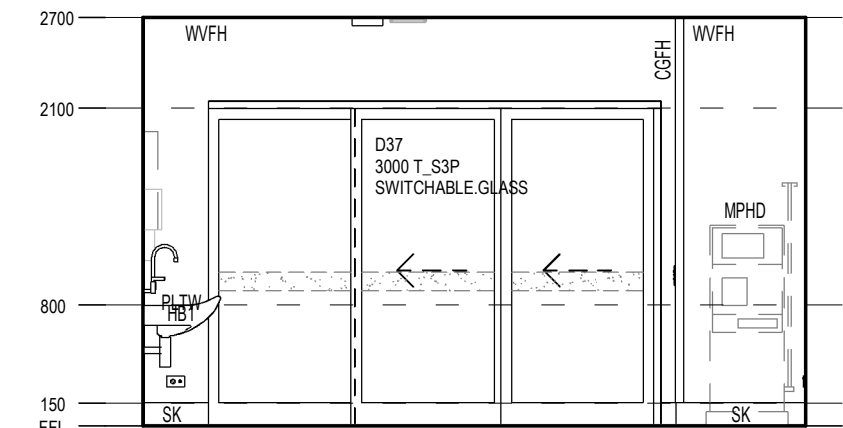
PROJECT No 10465 DRAWING No A62-044 REVISION **E**



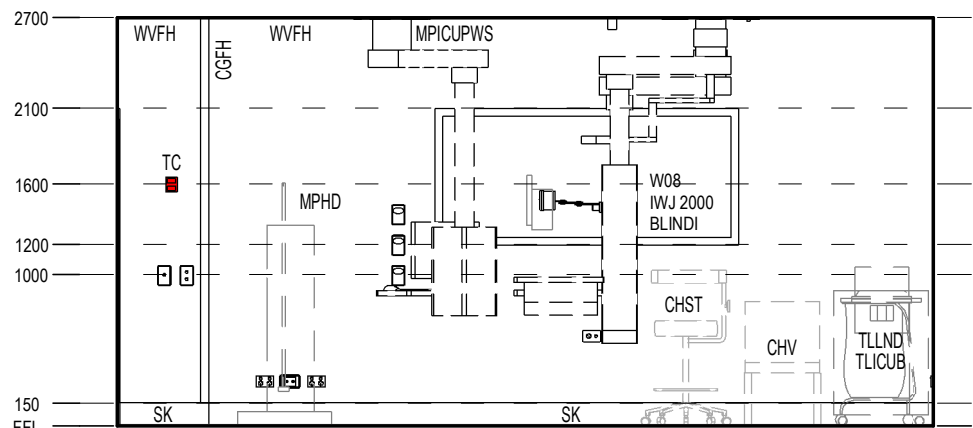
A ELEVATION
SCALE: 1 : 50



B ELEVATION
SCALE: 1 : 50



C ELEVATION
SCALE: 1 : 50



D ELEVATION
SCALE: 1 : 50

FFE - ICU.H.054	
Keynote	Description
BEDICU	BED - INTENSIVE CARE
BINC120	BIN - CLINICAL WASTE 120 LITRE
BINSST	BIN - SHARPS DISPOSAL SMALL, TROLLEY MOUNTED
BINW20	Bin - Waste 20 Litre
BRKTST	BRACKET - SHARPS DISPOSAL, TROLLEY MOUNTED
CGFH	FULL HEIGHT CORNER GUARD
CHST	CHAIR - STOOL
CHV	Chair - Visitor without arms
CLERPCF	CLERICAL □ FLAT SCREEN AND PC
CLSL	CLOCK - TIME (SLAVE - MASTER)
DISAD	Dispenser - Antiseptic
DISGD	DISPENSER - GLOVE - 4 SIZES

FFE - ICU.H.054	
Keynote	Description
DISMD	Dispenser □ Moisturiser
DISPD	DISPENSER - PAPER TOWEL
DISSD	Dispenser - Soap
HB1	HANDWASH BASIN - STAFF SCRUB WITH LEVER HANDLES
IWJ	INTERNAL WINDOW TYPE J - SILL AT 1200
MDMON	MEDICAL DIAGNOSTIC EQUIPMENT - MONITOR
MPHD	MEDICAL PATIENT SUPPORT EQUIPMENT - HAEMODIALYSIS MACHINE
MPICUP2	MEDICAL PATIENT SUPPORT EQUIPMENT - ICU SERVICES TANDEM PENDANT (WET & DRY)

FFE - ICU.H.054	
Keynote	Description
MPICUPWS	MEDICAL PATIENT SUPPORT EQUIPMENT - ICU SERVICES FOOT PENDANT WORKSTATION
PBC	PLASTERBOARD CEILING FLUSH
PLTS 2000	Patient Lifting Track System - 2000 Long Track
PLTSL25	PATIENT LIFTING TRACK SYSTEM - LIFTER TO 250KG
PLTW	PLUMBING - LEVER TAPS WALL MOUNTED
SB600	SPIRIT / WHITE BOARD - 600 LONG
STOWGCR2	STORAGE UNIT - TWO GAS CYLINDER WALL RESTRAINT
TC	TEMPERATURE CONTROL
TLICUB	TROLLEY - ICU BEDSIDE
TLLND	TROLLEY - LINEN DIRTY
VINYL B	FLOOR VINYL TYPE B
WVFH	WALL VINYL FULL HEIGHT

REV	DESCRIPTION	DRN	DATE
A	PROGRESS ISSUE FOR CLIENT	AA	26/03/2021
B	ISSUED FOR INFORMATION	AA	9/04/2021
C	ISSUED TO QUANTITY SURVEYOR	AA	21/05/2021
D	ISSUED FOR PRE-TENDER	AA	26/05/2021
E	ISSUED FOR TENDER	AA	03/06/2021

DIMENSIONS
USE FIGURED DIMENSIONS. DO NOT SCALE. CONTRACTORS MUST VERIFY ALL DIMENSIONS ON THE SITE BEFORE COMMENCING ANY WORK OR MAKING ANY SHOP DRAWING WHICH MUST BE SUBMITTED AND REVIEWED BEFORE MANUFACTURE.

COPYRIGHT
ALL RIGHTS RESERVED. THIS WORK IS COPYRIGHT AND CANNOT BE REPRODUCED OR COPIED IN ANY FORM OR BY ANY MEANS (GRAPHIC, ELECTRONIC OR MECHANICAL, INCLUDING PHOTOCOPYING) WITHOUT THE WRITTEN PERMISSION OF THE PRINCIPAL UNDER THE TERMS OF THE CONTRACT. ANY LICENCE, EXPRESS OR IMPLIED, TO USE THE DOCUMENT FOR ANY PURPOSE WHATSOEVER IS RESTRICTED TO THE TERMS OF THE AGREEMENT OR IMPLIED AGREEMENT WITH THE PRINCIPAL UNDER THE TERMS OF THE CONTRACT.

ALSO REFER TO STH STANDARD SERVICE POINTS
DISCLAIMER AND FF&E SPECIFICATION NOTES

ARCHITECTS

BPSM architects
Bush Parkes Shugg & Moon

STH

ABN: 21 134 476 065
PELACO COMPLEX, BUILDING 3, LEVEL 2
21-31 GOODWOOD ST, RICHMOND VIC 3121, AUSTRALIA
PH: (03) 9885 2333 FAX: (03) 9885 2455

THIS ARCHITECTURAL DESIGN IS THE COPYRIGHT OF SILVER THOMAS HANLEY (AUS) PTY LTD ABN 21 134 476 065 AND SHALL NOT BE REPRODUCED WITHOUT THEIR WRITTEN PERMISSION

CLIENT



RHH
ROYAL HOBART HOSPITAL

PROJECT

RHH - ICU EXPANSION, H BLOCK, LEVEL ONE
48 LIVERPOOL STREET, HOBART

ISSUED FOR INFORMATION

DRAWING TITLE

1 BED - ICU 12 ELEVATIONS ICU.H.054

SCALE 1 : 50@A3

DATE 02/19/21

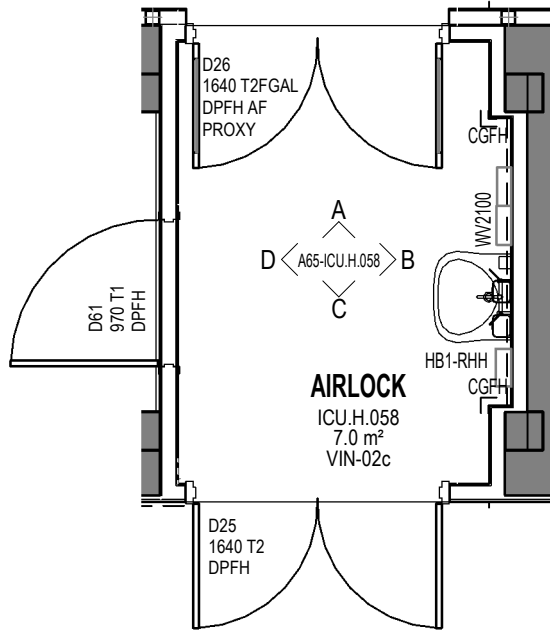
DRAWN BY AA

CHECKED SS

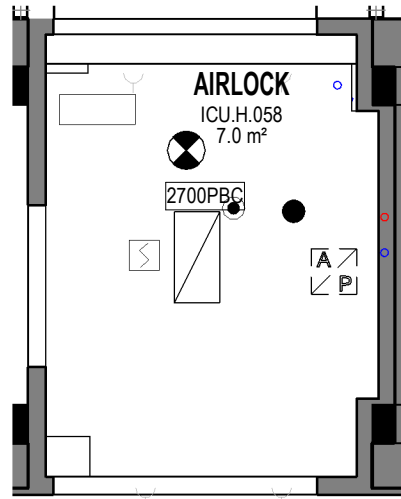
PROJECT No 10465

DRAWING No A62-044A

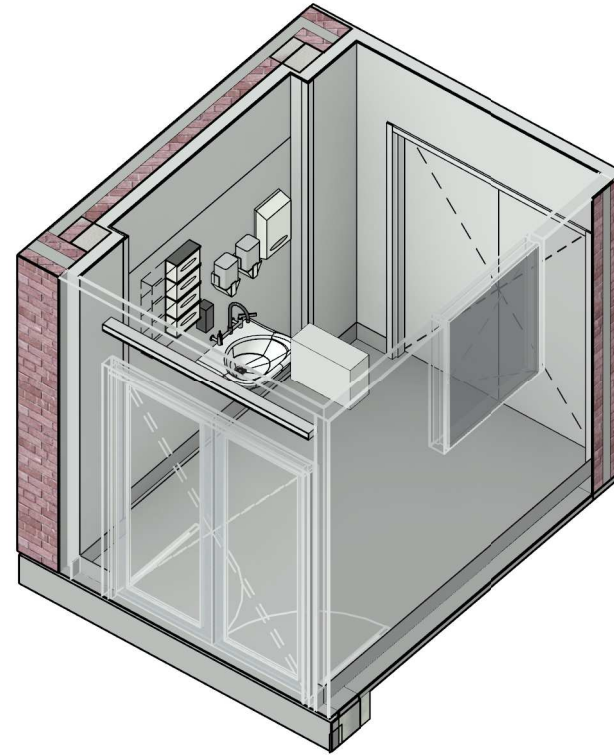
REVISION **E**



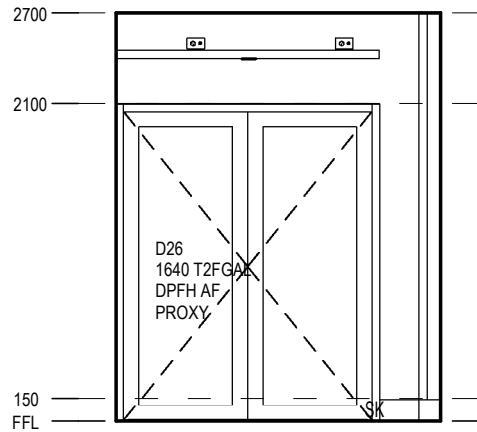
1 ICU.H.058 - AIRLOCK
SCALE: 1 : 50



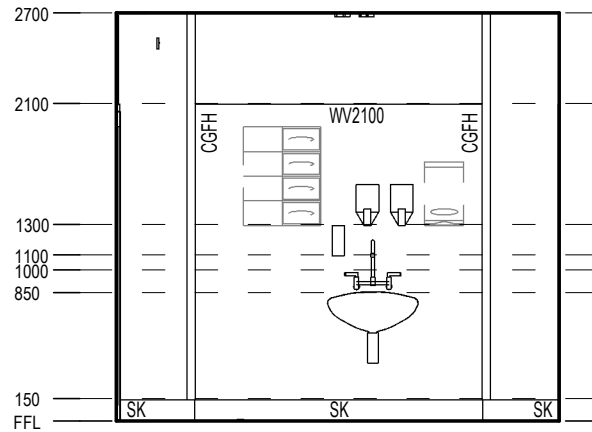
7 ICU.H.057 - BEV BAY - PAT
SCALE: 1 : 50



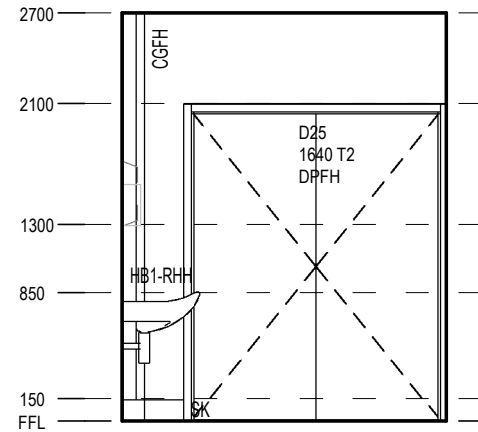
FFE - ICU.H.058	
Keynote	Description
CGFH	FULL HEIGHT CORNER GUARD
DISAD	Dispenser - Antiseptic
DISGD	DISPENSER - GLOVE - 4 SIZES
DISMD	Dispenser - Moisturiser
DISPD	DISPENSER - PAPER TOWEL
DISSD	Dispenser - Soap
HB1	HANDWASH BASIN - STAFF SCRUB WITH LEVER HANDLES
PBC	PLASTERBOARD CEILING FLUSH
PLTW	PLUMBING - LEVER TAPS WALL MOUNTED
WV2100	WALL VINYL 2100 HIGH



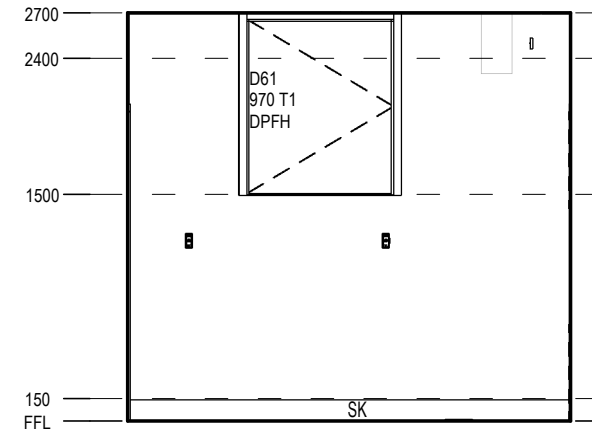
A ELEVATION
SCALE: 1 : 50



B ELEVATION
SCALE: 1 : 50



C ELEVATION
SCALE: 1 : 50



D ELEVATION
SCALE: 1 : 50

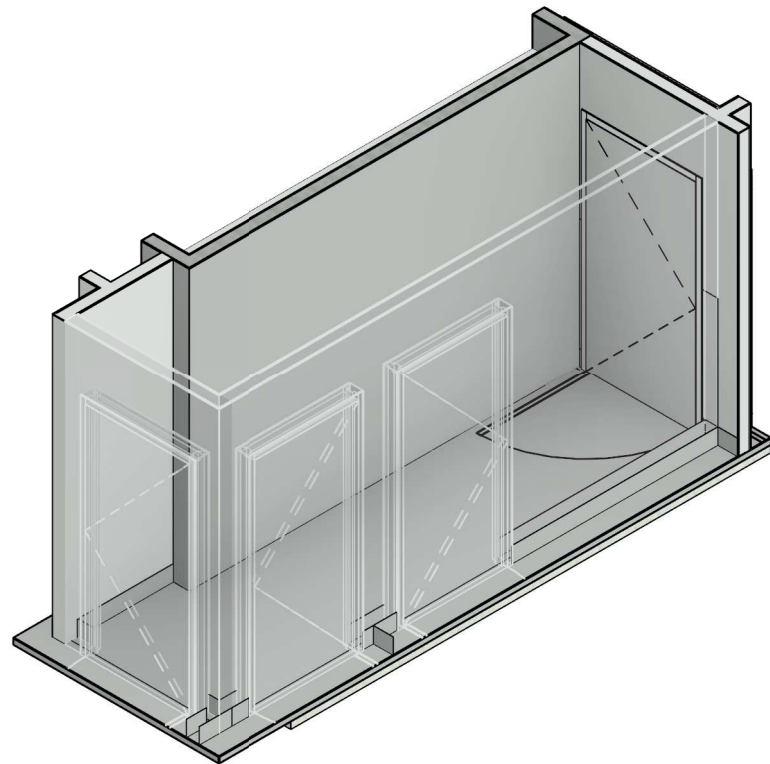
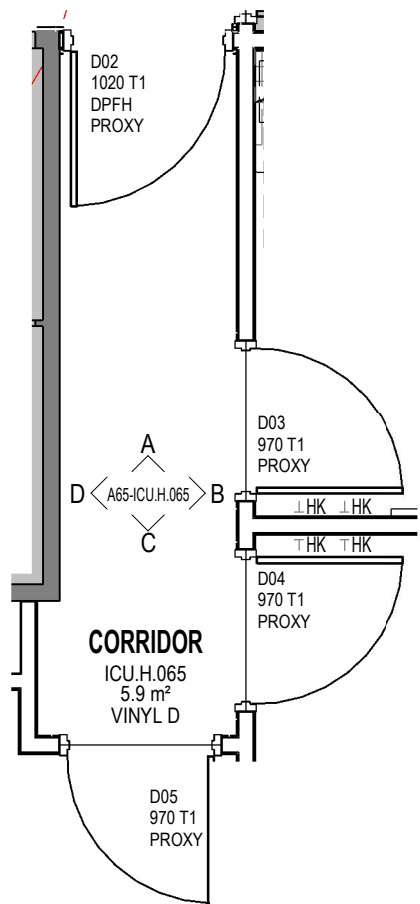
REV	DESCRIPTION	DRN	DATE
A	PROGRESS ISSUE FOR CLIENT	AA	26/03/2021
B	ISSUED FOR INFORMATION	AA	9/04/2021
C	ISSUED TO QUANTITY SURVEYOR	AA	21/05/2021
D	ISSUED FOR PRE-TENDER	AA	26/05/2021
E	ISSUED FOR TENDER	AA	03/06/2021

DIMENSIONS	
USE FIGURED DIMENSIONS. DO NOT SCALE. CONTRACTORS MUST VERIFY ALL DIMENSIONS ON THE SITE BEFORE COMMENCING ANY WORK OR MAKING ANY SHOP DRAWING WHICH MUST BE SUBMITTED AND REVIEWED BEFORE MANUFACTURE.	
COPYRIGHT	
ALL RIGHTS RESERVED. THIS WORK IS COPYRIGHT AND CANNOT BE REPRODUCED OR COPIED IN ANY FORM OR BY ANY MEANS (GRAPHIC, ELECTRONIC OR MECHANICAL, INCLUDING PHOTOCOPYING) WITHOUT THE WRITTEN PERMISSION OF THE PRINCIPAL UNDER THE TERMS OF THE CONTRACT. ANY LICENCE, EXPRESS OR IMPLIED, TO USE THE DOCUMENT FOR ANY PURPOSE WHATSOEVER IS RESTRICTED TO THE TERMS OF THE AGREEMENT OR IMPLIED AGREEMENT WITH THE PRINCIPAL UNDER THE TERMS OF THE CONTRACT.	
ALSO REFER TO STH STANDARD SERVICE POINTS DISCLAIMER AND FF&E SPECIFICATION NOTES	

ARCHITECTS	
BPSM architects Bush Parkes Shugg & Moon	
STH	
ABN: 21 134 476 065 PELACO COMPLEX, BUILDING 3, LEVEL 2 21-31 GOODWOOD ST, RICHMOND VIC 3121, AUSTRALIA PH: (03) 9885 2333 FAX: (03) 9885 2455	
THIS ARCHITECTURAL DESIGN IS THE COPYRIGHT OF SILVER THOMAS HANLEY (AUS) PTY LTD ABN 21 134 476 065 AND SHALL NOT BE REPRODUCED WITHOUT THEIR WRITTEN PERMISSION	

CLIENT	
RHH ROYAL HOBART HOSPITAL	
PROJECT	
RHH - ICU EXPANSION, H BLOCK, LEVEL ONE 48 LIVERPOOL STREET, HOBART	
ISSUED FOR INFORMATION	

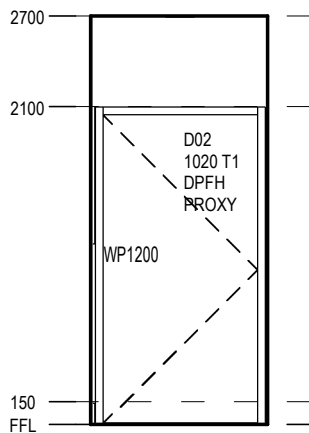
DRAWING TITLE			
AIRLOCK			
SCALE 1 : 50@A3	DATE 01/25/21	DRAWN BY AA	CHECKED SS
PROJECT No 10465	DRAWING No A65-ICU.H.058	REVISION E	



FFE - ICU.H.065	
Keynote	Description
PBC	PLASTERBOARD CEILING FLUSH
VINYL D	VINYL D
WP1200	WALL PROTECTION 1200H

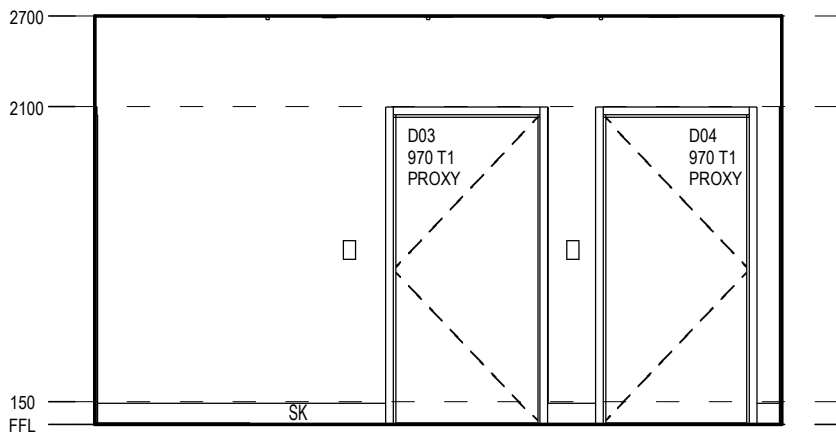
1 ICU.H.065 - CORRIDOR

SCALE: 1 : 50



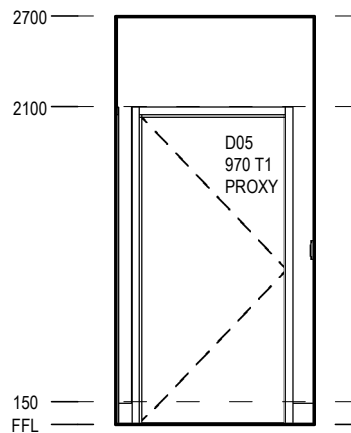
A ELEVATION

SCALE: 1 : 50



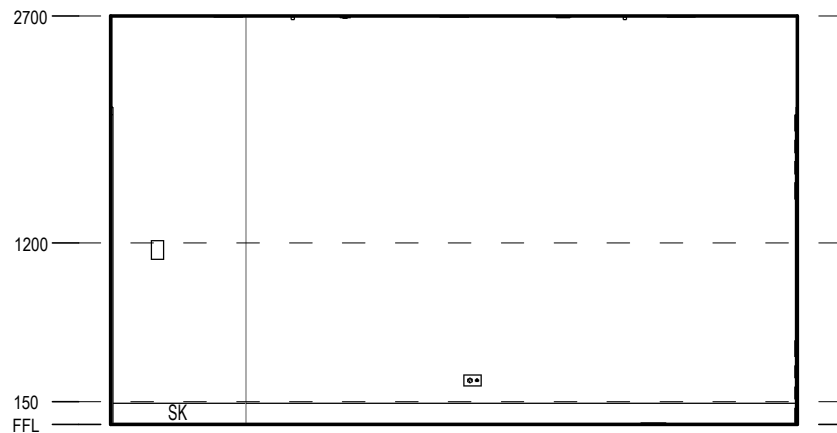
B ELEVATION

SCALE: 1 : 50



C ELEVATION

SCALE: 1 : 50



D ELEVATION

SCALE: 1 : 50

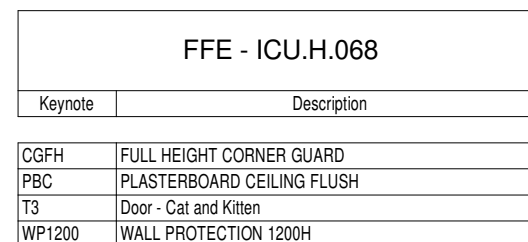
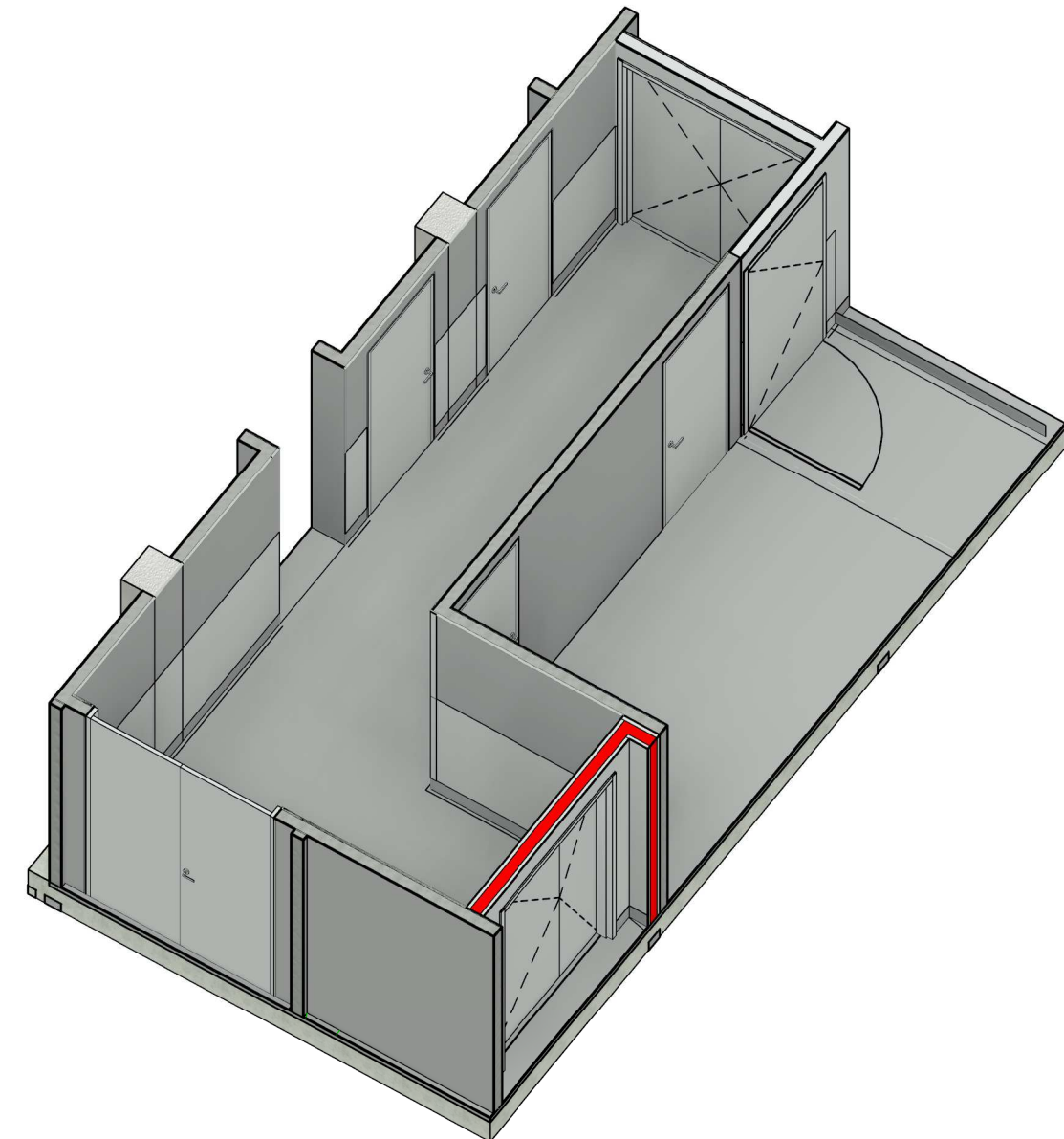
REV	DESCRIPTION	DRN	DATE
A	PROGRESS ISSUE FOR CLIENT	AA	26/03/2021
B	ISSUED FOR INFORMATION	AA	9/04/2021
C	ISSUED TO QUANTITY SURVEYOR	AA	21/05/2021
D	ISSUED FOR PRE-TENDER	AA	26/05/2021
E	ISSUED FOR TENDER	AA	03/06/2021

DIMENSIONS	
USE FIGURED DIMENSIONS. DO NOT SCALE. CONTRACTORS MUST VERIFY ALL DIMENSIONS ON THE SITE BEFORE COMMENCING ANY WORK OR MAKING ANY SHOP DRAWING WHICH MUST BE SUBMITTED AND REVIEWED BEFORE MANUFACTURE.	
COPYRIGHT	
ALL RIGHTS RESERVED. THIS WORK IS COPYRIGHT AND CANNOT BE REPRODUCED OR COPIED IN ANY FORM OR BY ANY MEANS (GRAPHIC, ELECTRONIC OR MECHANICAL, INCLUDING PHOTOCOPYING) WITHOUT THE WRITTEN PERMISSION OF THE PRINCIPAL UNDER THE TERMS OF THE CONTRACT. ANY LICENCE, EXPRESS OR IMPLIED, TO USE THE DOCUMENT FOR ANY PURPOSE WHATSOEVER IS RESTRICTED TO THE TERMS OF THE AGREEMENT OR IMPLIED AGREEMENT WITH THE PRINCIPAL UNDER THE TERMS OF THE CONTRACT.	
ALSO REFER TO STH STANDARD SERVICE POINTS DISCLAIMER AND FF&E SPECIFICATION NOTES	

ARCHITECTS	
BPSM architects STH Bush Parkes Shugg & Moon	
ABN: 21 134 476 065 PELACO COMPLEX, BUILDING 3, LEVEL 2 21-31 GOODWOOD ST, RICHMOND VIC 3121, AUSTRALIA PH: (03) 9885 2333 FAX: (03) 9885 2455	
THIS ARCHITECTURAL DESIGN IS THE COPYRIGHT OF SILVER THOMAS HANLEY (AUS) PTY LTD ABN 21 134 476 065 AND SHALL NOT BE REPRODUCED WITHOUT THEIR WRITTEN PERMISSION	

CLIENT	
RHH ROYAL HOBART HOSPITAL	
PROJECT RHH - ICU EXPANSION, H BLOCK, LEVEL ONE 48 LIVERPOOL STREET, HOBART	
ISSUED FOR INFORMATION	

DRAWING TITLE			
CORRIDOR			
SCALE 1 : 50@A3	DATE 01/25/21	DRAWN BY AA	CHECKED SS
PROJECT No 10465	DRAWING No A65-ICU.H.065	REVISION E	

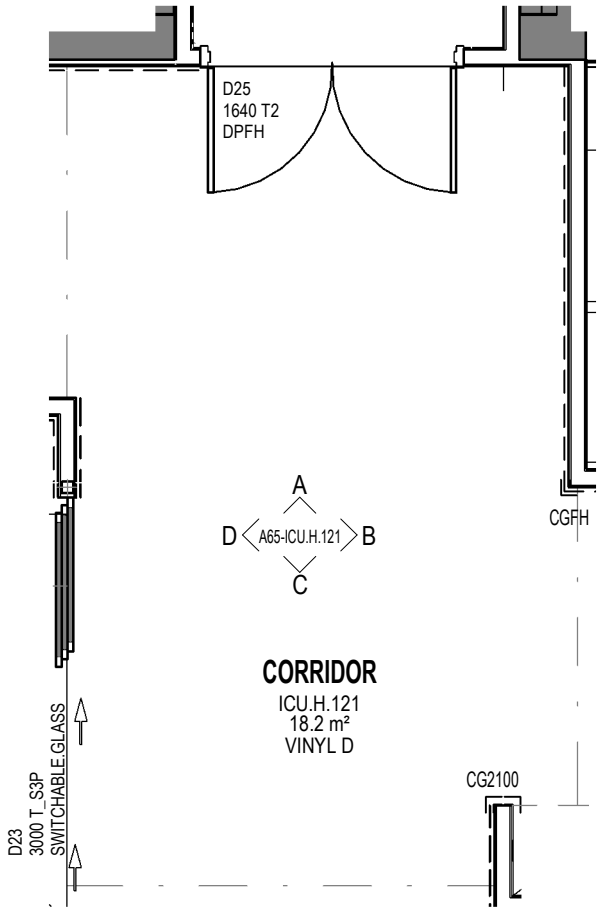


Technical drawing of a window assembly. The drawing shows a cross-section of a window frame and glass unit. Key dimensions and labels include:

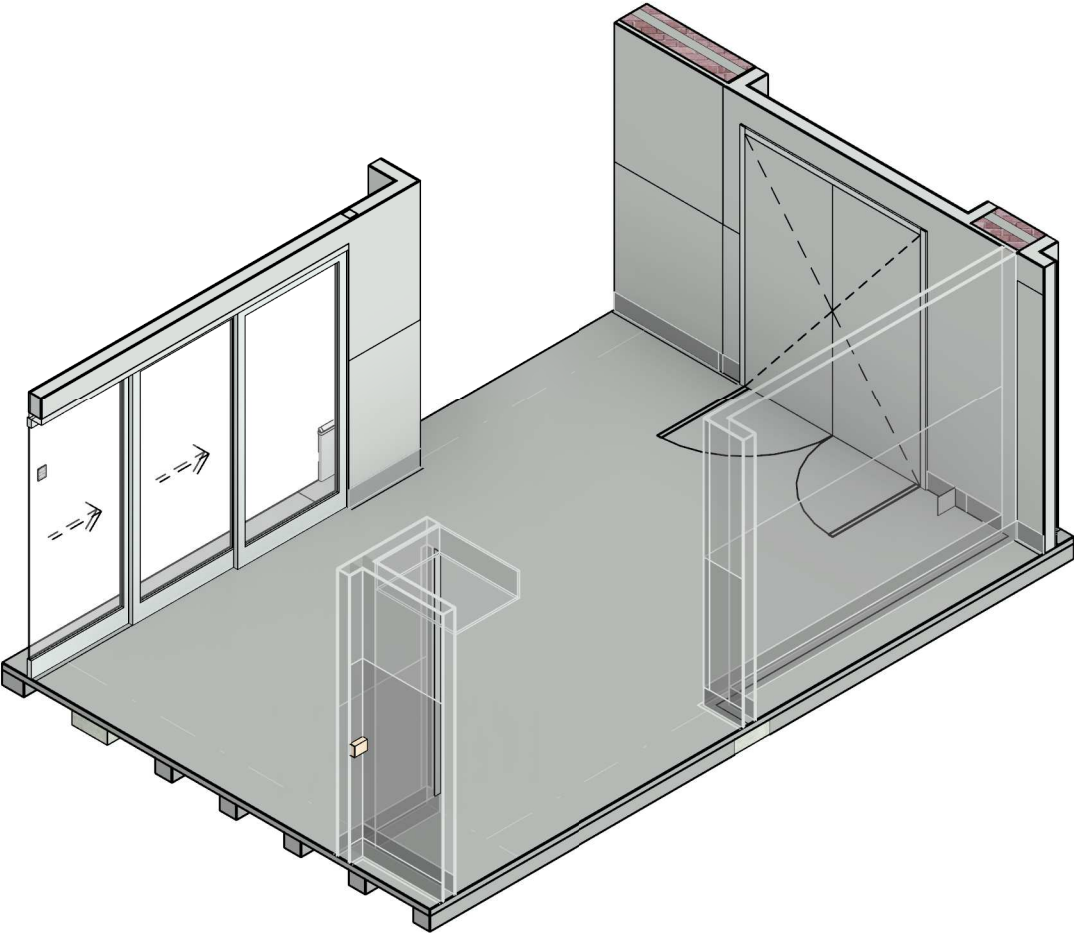
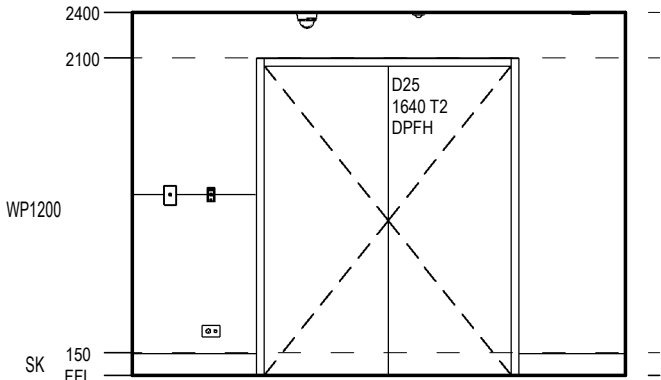
- Overall height: 2400
- Bottom height: 150
- Bottom label: SK
- Internal label: WP1200
- Internal label: H-1-D101.1 820
- Internal label: ?
- Internal label: X
- Internal label: ECL

D ELEVATION
SCALE: 1 : 50

DRAWING TITLE			
CORRIDOR			
SCALE	DATE	DRAWN BY	CHECKED
1 : 50@A3	01/25/21	AA	SS
PROJECT No	DRAWING No	REVISION	
10465	A65-ICU.H.068	E	

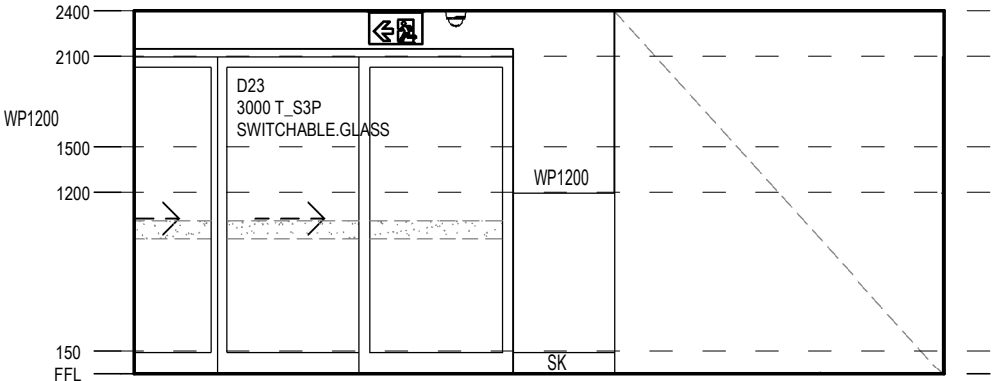
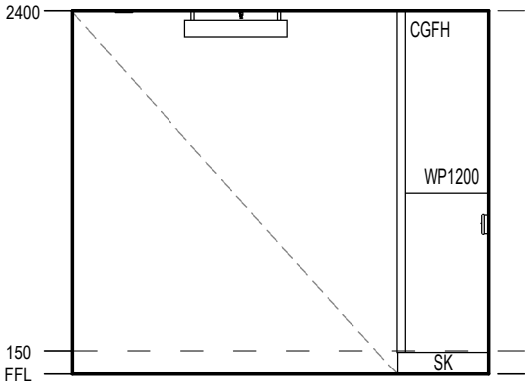
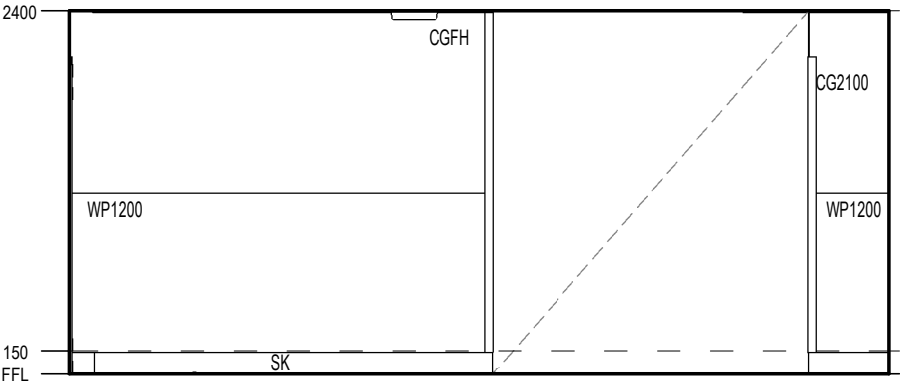


FFE - ICU.H.121	
Keynote	Description
CG2100	CORNER GUARD 2100 HIGH
CGFH	FULL HEIGHT CORNER GUARD
MFT	MINERAL FIBRE TILE CEILING 600 X 1200
PBC	PLASTERBOARD CEILING FLUSH
VINYL D	VINYL D
WP1200	WALL PROTECTION 1200H



1 ICU.H.121 - CORRIDOR
SCALE: 1 : 50

A ELEVATION
SCALE: 1 : 50



B ELEVATION
SCALE: 1 : 50

C ELEVATION
SCALE: 1 : 50

D ELEVATION
SCALE: 1 : 50

REV	DESCRIPTION	DRN	DATE
A	PROGRESS ISSUE FOR CLIENT	AA	26/03/2021
B	ISSUED FOR INFORMATION	AA	9/04/2021
C	ISSUED TO QUANTITY SURVEYOR	AA	21/05/2021
D	ISSUED FOR PRE-TENDER	AA	26/05/2021
E	ISSUED FOR TENDER	AA	03/06/2021

DIMENSIONS
USE FIGURED DIMENSIONS. DO NOT SCALE. CONTRACTORS MUST VERIFY ALL DIMENSIONS ON THE SITE BEFORE COMMENCING ANY WORK OR MAKING ANY SHOP DRAWING WHICH MUST BE SUBMITTED AND REVIEWED BEFORE MANUFACTURE.

COPYRIGHT
ALL RIGHTS RESERVED. THIS WORK IS COPYRIGHT AND CANNOT BE REPRODUCED OR COPIED IN ANY FORM OR BY ANY MEANS (GRAPHIC, ELECTRONIC OR MECHANICAL, INCLUDING PHOTOCOPYING) WITHOUT THE WRITTEN PERMISSION OF THE PRINCIPAL UNDER THE TERMS OF THE CONTRACT. ANY LICENCE, EXPRESS OR IMPLIED, TO USE THE DOCUMENT FOR ANY PURPOSE WHATSOEVER IS RESTRICTED TO THE TERMS OF THE AGREEMENT OR IMPLIED AGREEMENT WITH THE PRINCIPAL UNDER THE TERMS OF THE CONTRACT.

ALSO REFER TO STH STANDARD SERVICE POINTS
DISCLAIMER AND FF&E SPECIFICATION NOTES

ARCHITECTS

BPSM architects **STH**
Bush Parkes Shugg & Moon

ABN: 21 134 476 065
PELACO COMPLEX, BUILDING 3, LEVEL 2
21-31 GOODWOOD ST, RICHMOND VIC 3121, AUSTRALIA
PH: (03) 9885 2333 FAX: (03) 9885 2455

THIS ARCHITECTURAL DESIGN IS THE COPYRIGHT OF SILVER THOMAS HANLEY (AUS) PTY LTD ABN 21 134 476 065 AND SHALL NOT BE REPRODUCED WITHOUT THEIR WRITTEN PERMISSION

CLIENT

RHH
ROYAL HOBART HOSPITAL

PROJECT

RHH - ICU EXPANSION, H BLOCK, LEVEL ONE
48 LIVERPOOL STREET, HOBART

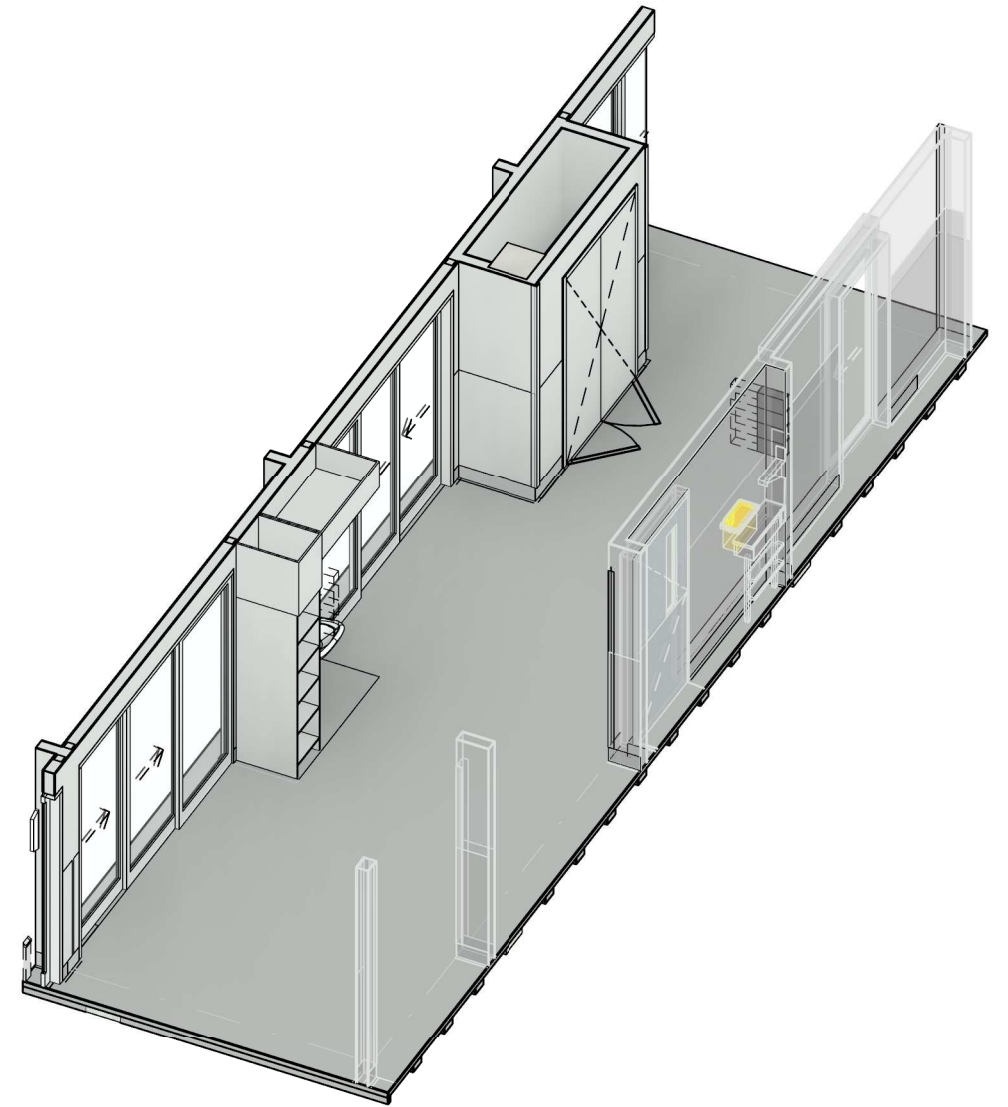
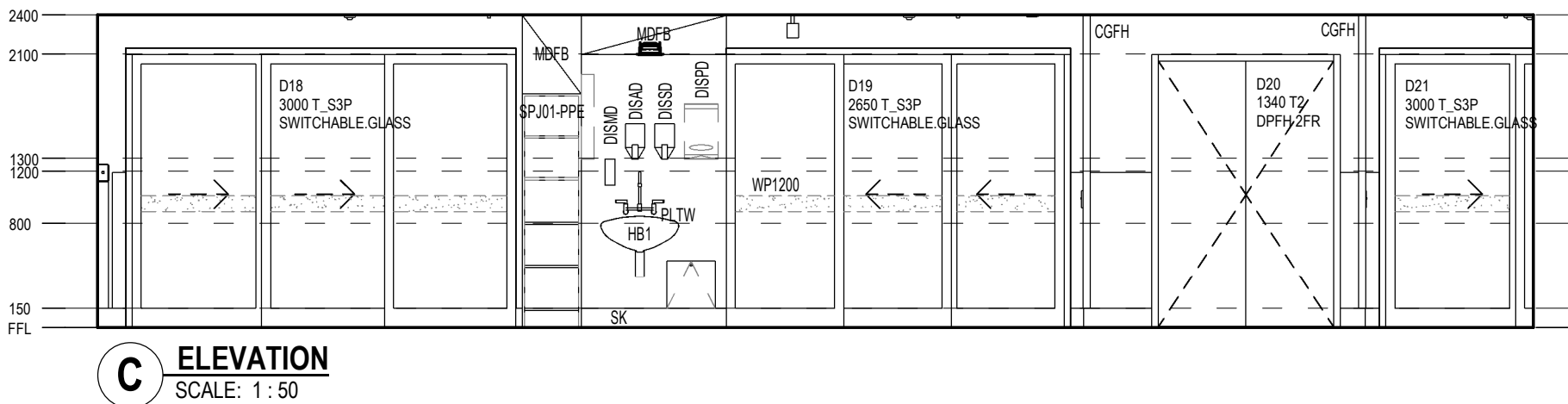
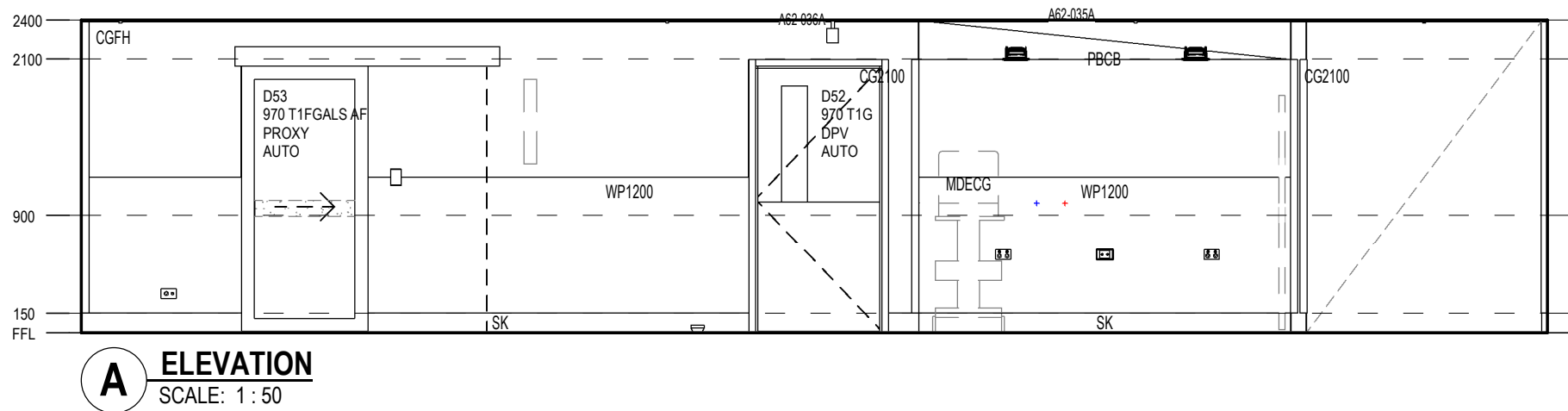
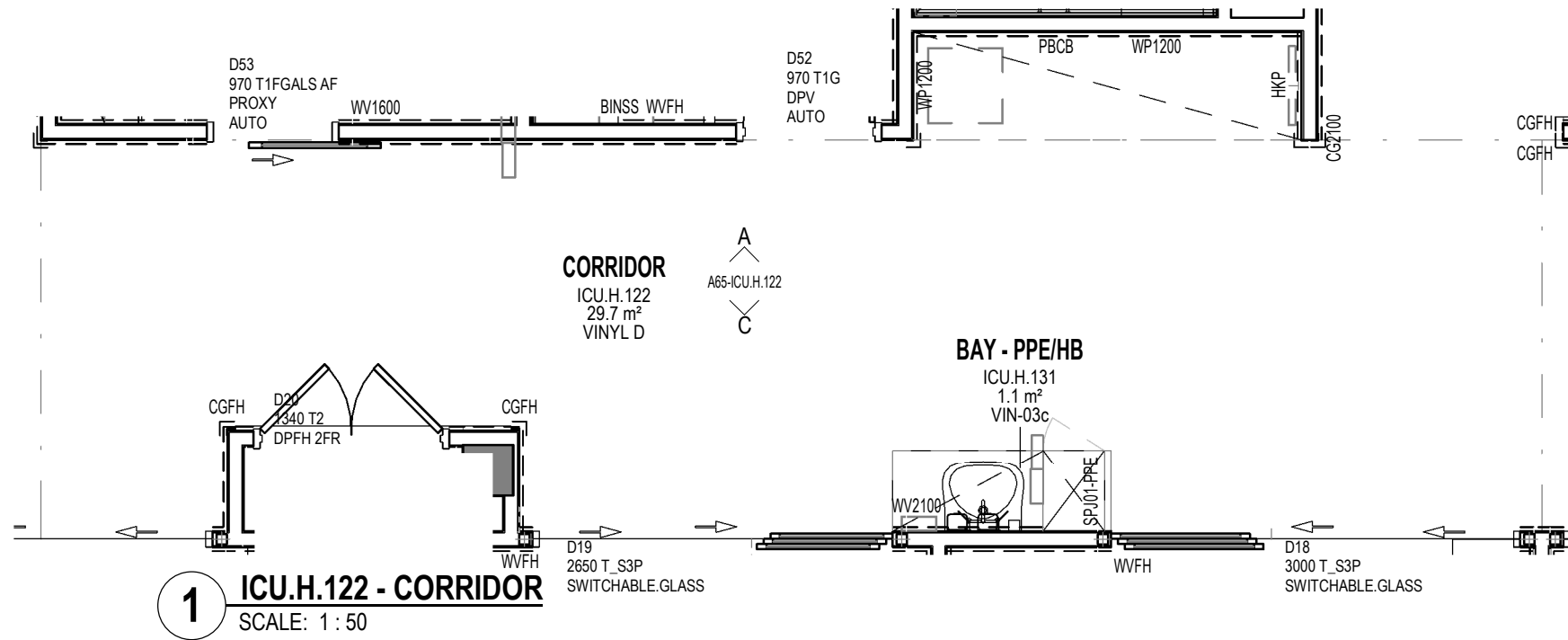
ISSUED FOR INFORMATION

DRAWING TITLE

CORRIDOR

SCALE 1 : 50@A3 DATE 01/25/21 DRAWN BY AA CHECKED SS

PROJECT No 10465 DRAWING No A65-ICU.H.121 REVISION **E**



FFE - ICU.H.122	
Keynote	Description
CGFH	FULL HEIGHT CORNER GUARD
MFT	MINERAL FIBRE TILE CEILING 600 X 1200
PBC	PLASTERBOARD CEILING FLUSH
VINYL D	VINYL D
WP1200	WALL PROTECTION 1200H

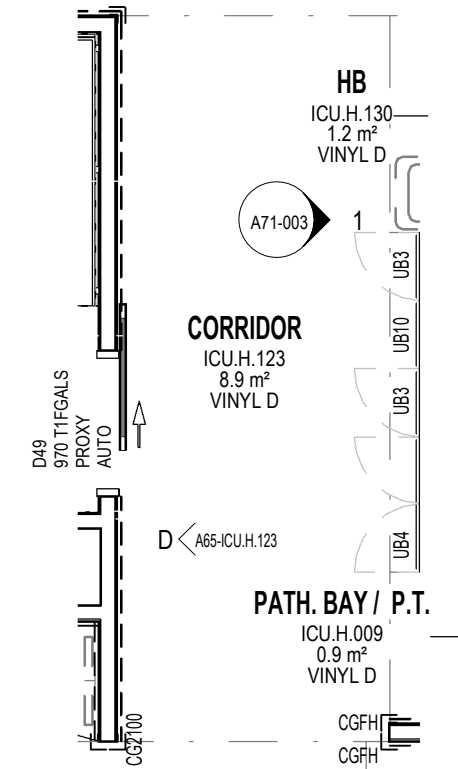
REV	DESCRIPTION	DRN	DATE
A	PROGRESS ISSUE FOR CLIENT	AA	26/03/2021
B	ISSUED FOR INFORMATION	AA	9/04/2021
C	ISSUED TO QUANTITY SURVEYOR	AA	21/05/2021
D	ISSUED FOR PRE-TENDER	AA	26/05/2021
E	ISSUED FOR TENDER	AA	03/06/2021

DIMENSIONS	
USE FIGURED DIMENSIONS. DO NOT SCALE. CONTRACTORS MUST VERIFY ALL DIMENSIONS ON THE SITE BEFORE COMMENCING ANY WORK OR MAKING ANY SHOP DRAWING WHICH MUST BE SUBMITTED AND REVIEWED BEFORE MANUFACTURE.	
COPYRIGHT	
ALL RIGHTS RESERVED. THIS WORK IS COPYRIGHT AND CANNOT BE REPRODUCED OR COPIED IN ANY FORM OR BY ANY MEANS (GRAPHIC, ELECTRONIC OR MECHANICAL, INCLUDING PHOTOCOPYING) WITHOUT THE WRITTEN PERMISSION OF THE PRINCIPAL UNDER THE TERMS OF THE CONTRACT. ANY LICENCE, EXPRESS OR IMPLIED, TO USE THE DOCUMENT FOR ANY PURPOSE WHATSOEVER IS RESTRICTED TO THE TERMS OF THE AGREEMENT OR IMPLIED AGREEMENT WITH THE PRINCIPAL UNDER THE TERMS OF THE CONTRACT.	
ALSO REFER TO STH STANDARD SERVICE POINTS DISCLAIMER AND FF&E SPECIFICATION NOTES	

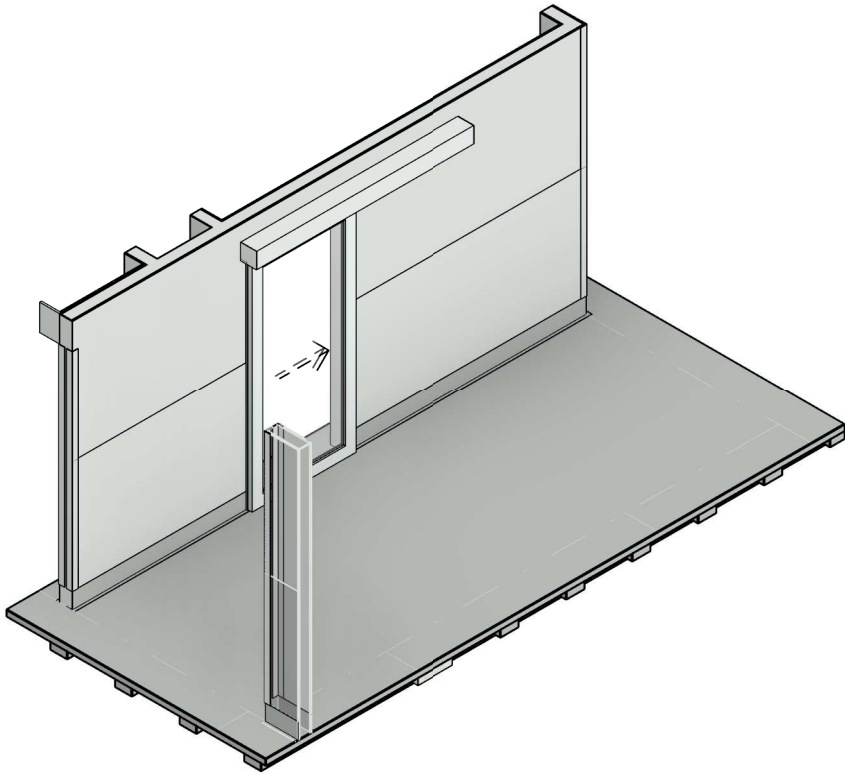
ARCHITECTS	
BPSM architects Bush Parkes Shugg & Moon	
STH	
ABN: 21 134 476 065 PELACO COMPLEX, BUILDING 3, LEVEL 2 21-31 GOODWOOD ST, RICHMOND VIC 3121, AUSTRALIA PH: (03) 9885 2333 FAX: (03) 9885 2455	
THIS ARCHITECTURAL DESIGN IS THE COPYRIGHT OF SILVER THOMAS HANLEY (AUS) PTY LTD ABN 21 134 476 065 AND SHALL NOT BE REPRODUCED WITHOUT THEIR WRITTEN PERMISSION	

CLIENT	
RHH ROYAL HOBART HOSPITAL	
PROJECT	
RHH - ICU EXPANSION, H BLOCK, LEVEL ONE 48 LIVERPOOL STREET, HOBART	
ISSUED FOR INFORMATION	

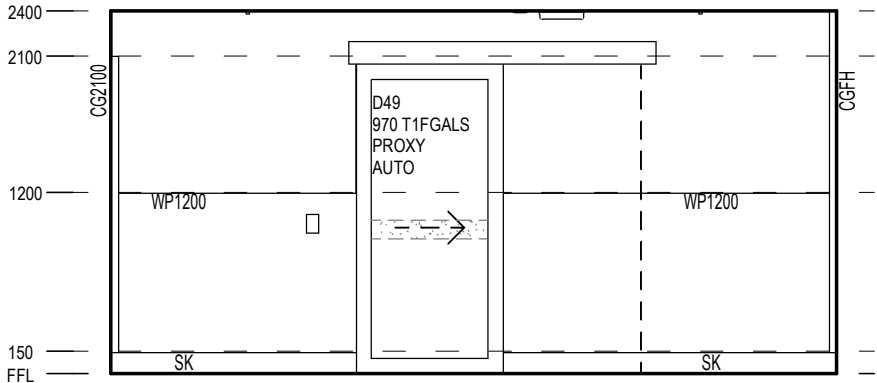
DRAWING TITLE			
CORRIDOR			
SCALE 1 : 50@A3	DATE 01/25/21	DRAWN BY AA	CHECKED SS
PROJECT No 10465	DRAWING No A65-ICU.H.122	REVISION E	



FFE - ICU.H.123	
Keynote	Description
CG2100	CORNER GUARD 2100 HIGH
MFT	MINERAL FIBRE TILE CEILING 600 X 1200
PBC	PLASTERBOARD CEILING FLUSH
VINYL D	VINYL D
WP1200	WALL PROTECTION 1200H

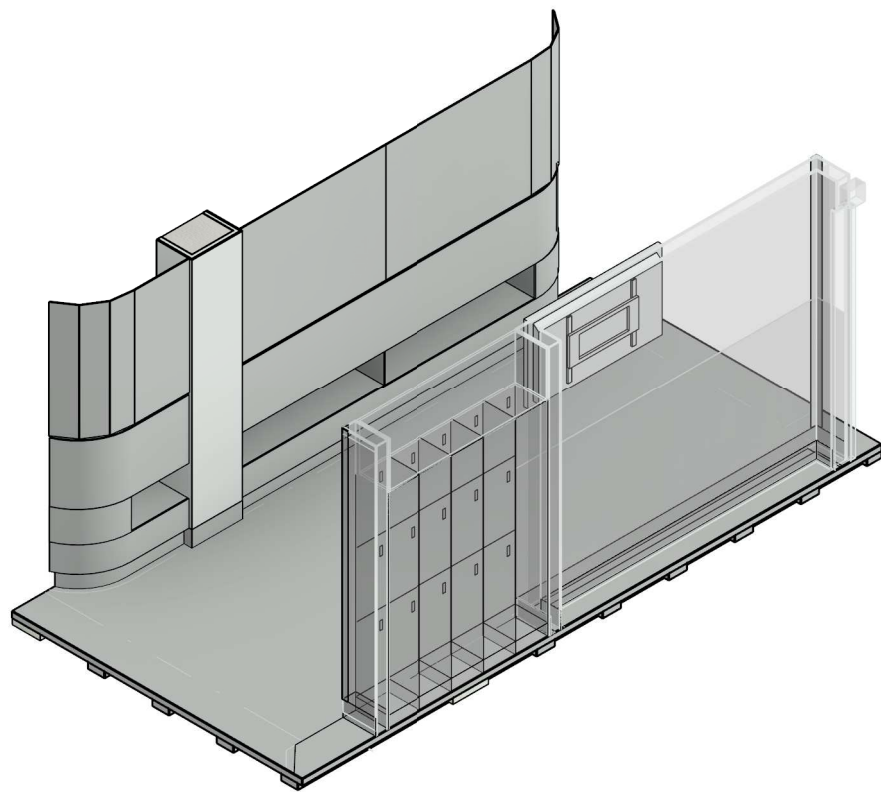


1 ICU.H.123 - CORRIDOR
SCALE: 1 : 50

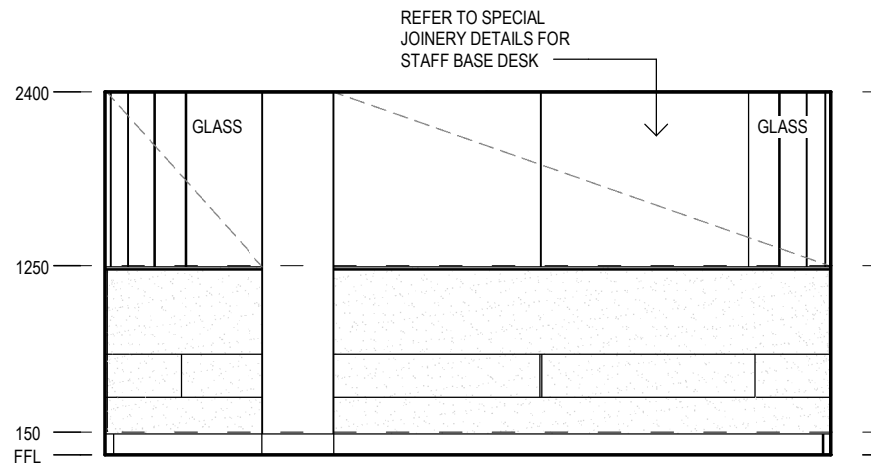


D ELEVATION
SCALE: 1 : 50


REV	DESCRIPTION	DRN	DATE	ARCHITECTS		CLIENT	DRAWING TITLE
A	PROGRESS ISSUE FOR CLIENT	AA	26/03/2021	<div>USE FIGURED DIMENSIONS, DO NOT SCALE. CONTRACTORS MUST VERIFY ALL DIMENSIONS ON THE SITE BEFORE COMMENCING ANY WORK OR MAKING ANY SHOP DRAWING WHICH MUST BE SUBMITTED AND REVIEWED BEFORE MANUFACTURE.</div> <div>COPYRIGHT ALL RIGHTS RESERVED. THIS WORK IS COPYRIGHT AND CANNOT BE REPRODUCED OR COPIED IN ANY FORM OR BY ANY MEANS (GRAPHIC, ELECTRONIC OR MECHANICAL, INCLUDING PHOTOCOPYING) WITHOUT THE WRITTEN PERMISSION OF THE PRINCIPAL UNDER THE TERMS OF THE CONTRACT. ANY LICENCE, EXPRESS OR IMPLIED, TO USE THE DOCUMENT FOR ANY PURPOSE WHATSOEVER IS RESTRICTED TO THE TERMS OF THE AGREEMENT OR IMPLIED AGREEMENT WITH THE PRINCIPAL UNDER THE TERMS OF THE CONTRACT.</div> <div>ALSO REFER TO STH STANDARD SERVICE POINTS DISCLAIMER AND FF&E SPECIFICATION NOTES</div>	<div><div><div>BPSM</div><div>architects</div><div>Bush Parkes Shugg & Moon</div></div><div>STH</div></div> <div>ABN: 21 134 476 065 PELACO COMPLEX, BUILDING 3, LEVEL 2 21-31 GOODWOOD ST, RICHMOND VIC 3121, AUSTRALIA PH: (03) 9885 2333 FAX: (03) 9885 2455</div> <div>THIS ARCHITECTURAL DESIGN IS THE COPYRIGHT OF SILVER THOMAS HANLEY (AUS) PTY LTD ABN 21 134 476 065 AND SHALL NOT BE REPRODUCED WITHOUT THEIR WRITTEN PERMISSION</div>	<div><div>RHH</div><div>ROYAL HOBART HOSPITAL</div></div> <div>PROJECT</div> <div>RHH - ICU EXPANSION, H BLOCK, LEVEL ONE</div> <div>48 LIVERPOOL STREET, HOBART</div> <div>ISSUED FOR INFORMATION</div>	CORRIDOR
B	ISSUED FOR INFORMATION	AA	9/04/2021				
C	ISSUED TO QUANTITY SURVEYOR	AA	21/05/2021				
D	ISSUED FOR PRE-TENDER	AA	26/05/2021				
E	ISSUED FOR TENDER	AA	03/06/2021				
							SCALE 1 : 50@A3 DATE 01/25/21 DRAWN BY AA CHECKED SS
							PROJECT No 10465 DRAWING No A65-ICU.H.123 REVISION E

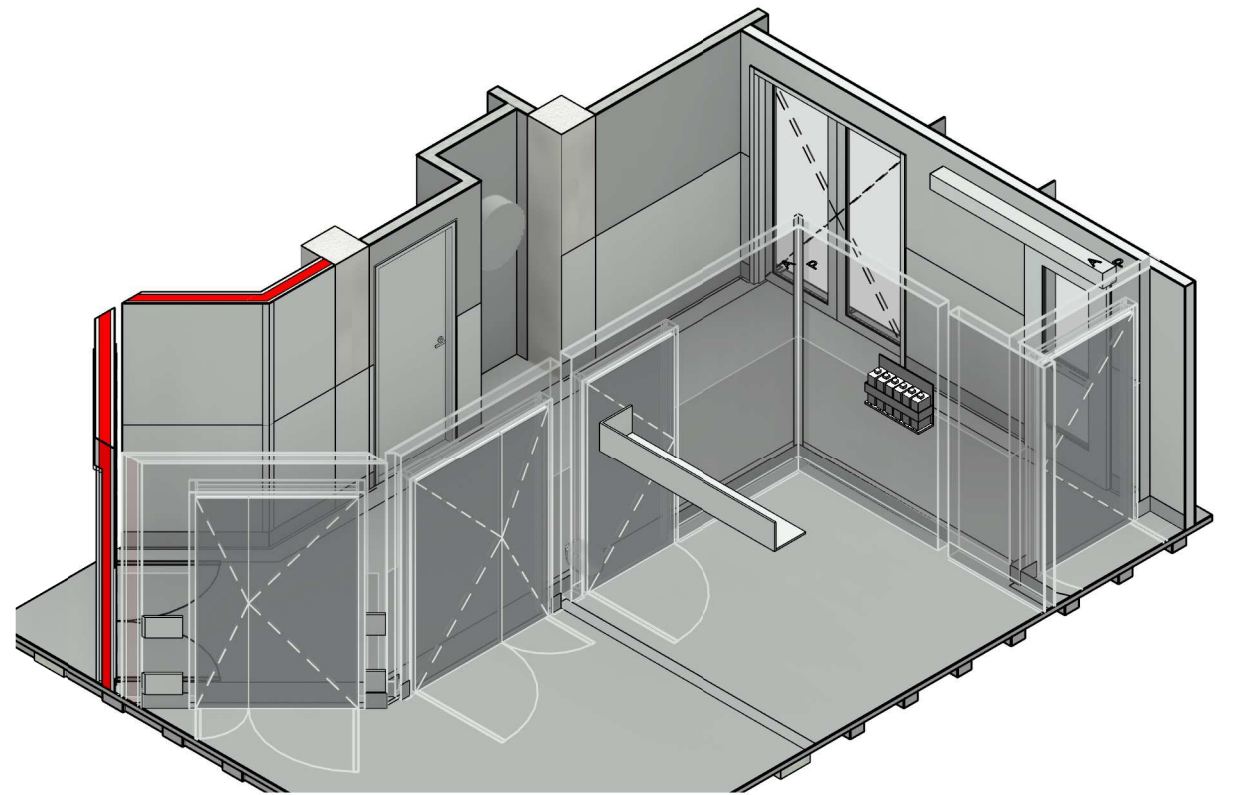
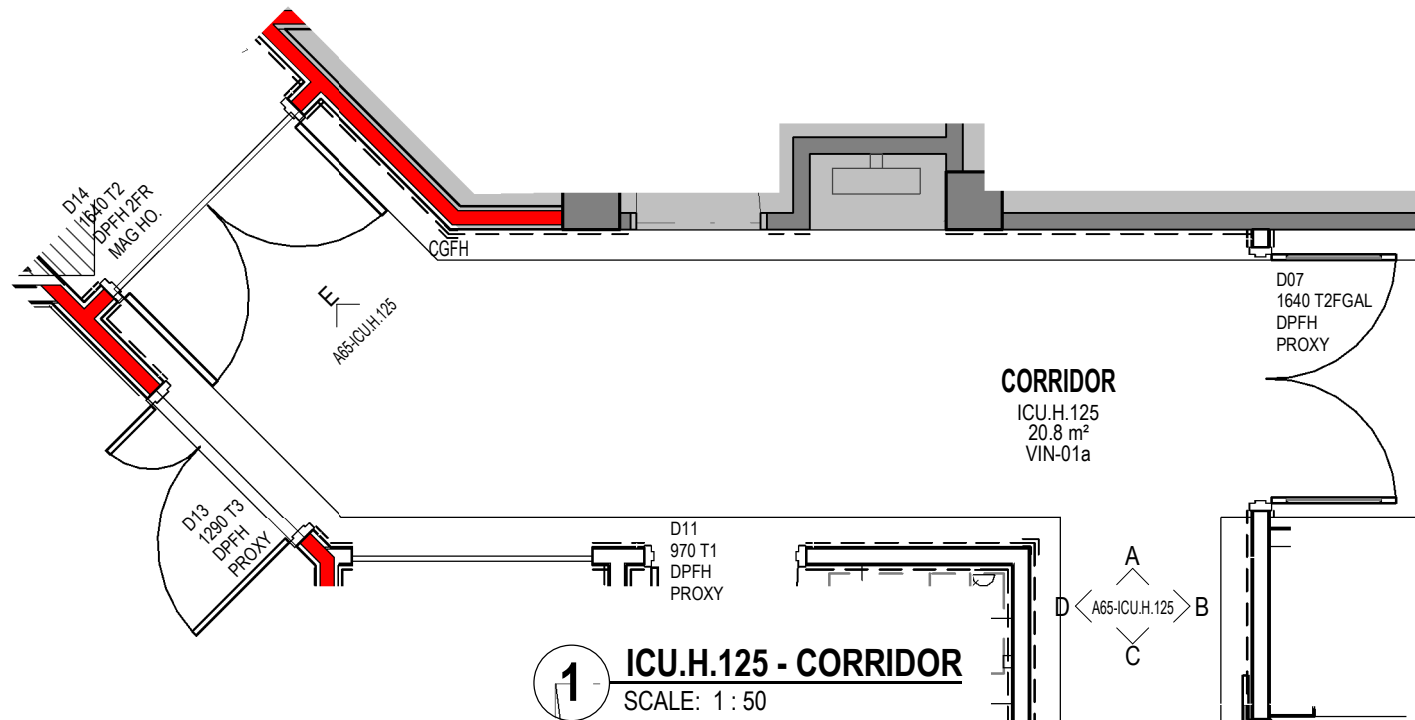


1 ICU.H.124 - CORRIDOR
SCALE: 1 : 50

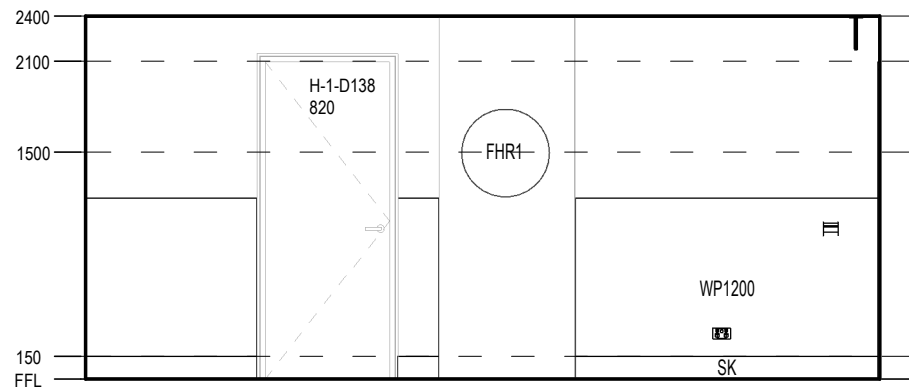


D ELEVATION
SCALE: 1 : 50

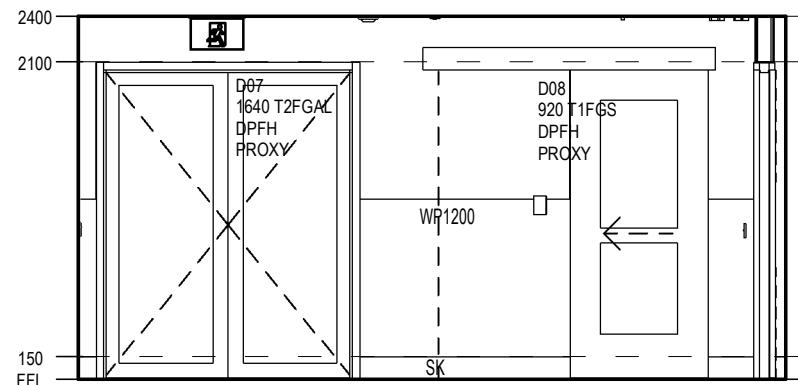
REV	DESCRIPTION	DRN	DATE	DIMENSIONS	ARCHITECTS	CLIENT	DRAWING TITLE
A	PROGRESS ISSUE FOR CLIENT	AA	26/03/2021	<p>USE FIGURED DIMENSIONS, DO NOT SCALE. CONTRACTORS MUST VERIFY ALL DIMENSIONS ON THE SITE BEFORE COMMENCING ANY WORK OR MAKING ANY SHOP DRAWING WHICH MUST BE SUBMITTED AND REVIEWED BEFORE MANUFACTURE.</p> <p>COPYRIGHT</p> <p>ALL RIGHTS RESERVED. THIS WORK IS COPYRIGHT AND CANNOT BE REPRODUCED OR COPIED IN ANY FORM OR BY ANY MEANS (GRAPHIC, ELECTRONIC OR MECHANICAL, INCLUDING PHOTOCOPYING) WITHOUT THE WRITTEN PERMISSION OF THE PRINCIPAL UNDER THE TERMS OF THE CONTRACT. ANY LICENCE, EXPRESS OR IMPLIED, TO USE THE DOCUMENT FOR ANY PURPOSE WHATSOEVER IS RESTRICTED TO THE TERMS OF THE AGREEMENT OR IMPLIED AGREEMENT WITH THE PRINCIPAL UNDER THE TERMS OF THE CONTRACT.</p> <p>ALSO REFER TO STH STANDARD SERVICE POINTS DISCLAIMER AND FF&E SPECIFICATION NOTES</p>	<p>BPSM architects Bush Parkes Shugg & Moon</p> <p>STH</p> <p>ABN: 21 134 476 065 PELACO COMPLEX, BUILDING 3, LEVEL 2 21-31 GOODWOOD ST, RICHMOND VIC 3121, AUSTRALIA PH: (03) 9885 2333 FAX: (03) 9885 2455</p> <p>THIS ARCHITECTURAL DESIGN IS THE COPYRIGHT OF SILVER THOMAS HANLEY (AUS) PTY LTD ABN 21 134 476 065 AND SHALL NOT BE REPRODUCED WITHOUT THEIR WRITTEN PERMISSION</p>	<p> RHH ROYAL HOBART HOSPITAL</p> <p>PROJECT</p> <p>RHH - ICU EXPANSION, H BLOCK, LEVEL ONE</p> <p>48 LIVERPOOL STREET, HOBART</p> <p>ISSUED FOR INFORMATION</p>	<p>CORRIDOR</p> <p>SCALE _____ DATE _____ DRAWN BY _____ CHECKED _____</p> <p>1 : 50@A3 01/25/21 AA SS</p> <p>PROJECT No _____ DRAWING No _____ REVISION _____</p> <p>10465 A65-ICU.H.124 E</p>
B	ISSUED FOR INFORMATION	AA	9/04/2021				
C	ISSUED TO QUANTITY SURVEYOR	AA	21/05/2021				
D	ISSUED FOR PRE-TENDER	AA	26/05/2021				
E	ISSUED FOR TENDER	AA	03/06/2021				



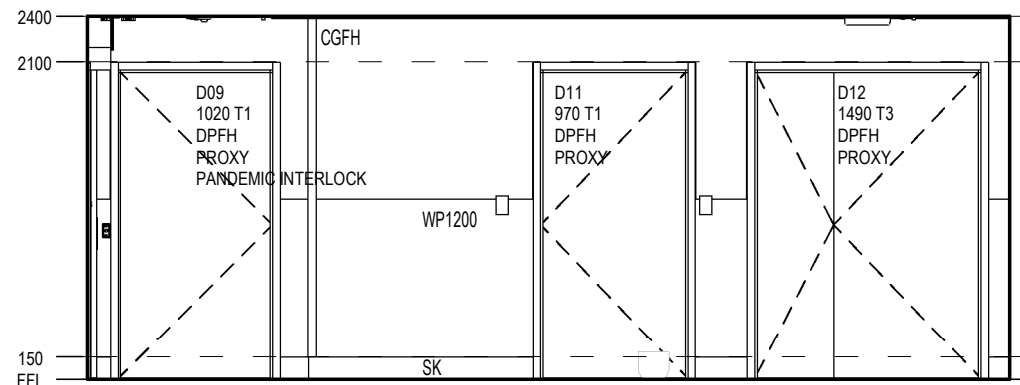
FFE - ICU.H.125	
Keynote	Description
	EXCLUDE
CGFH	FULL HEIGHT CORNER GUARD
FHR1	Fire Services - Fire Hose Reel Type 1
MFT	MINERAL FIBRE TILE CEILING 600 X 1200
PBC	PLASTERBOARD CEILING FLUSH
T1FGS	DOOR - SINGLE LEAF FULLY GLAZED SLIDING
WP1200	WALL PROTECTION 1200H



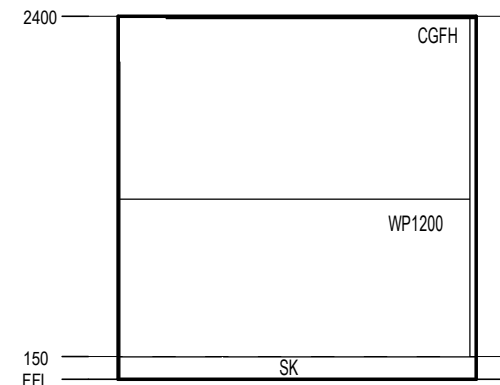
A ELEVATION
SCALE: 1:50



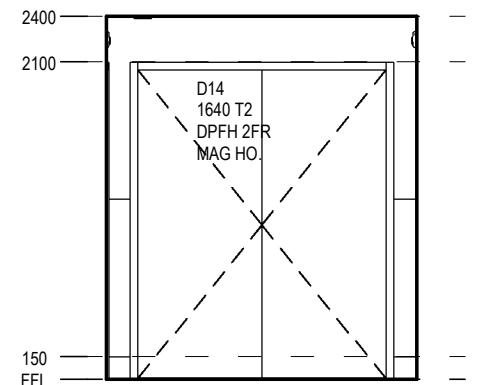
B ELEVATION
SCALE: 1:50



C ELEVATION
SCALE: 1:50



D ELEVATION
SCALE: 1:50



E ELEVATION
SCALE: 1:50

REV	DESCRIPTION	DRN	DATE
A	PROGRESS ISSUE FOR CLIENT	AA	26/03/2021
B	ISSUED FOR INFORMATION	AA	9/04/2021
C	ISSUED TO QUANTITY SURVEYOR	AA	21/05/2021
D	ISSUED FOR PRE-TENDER	AA	26/05/2021
E	ISSUED FOR TENDER	AA	03/06/2021

DIMENSIONS
USE FIGURED DIMENSIONS. DO NOT SCALE. CONTRACTORS MUST VERIFY ALL DIMENSIONS ON THE SITE BEFORE COMMENCING ANY WORK OR MAKING ANY SHOP DRAWING WHICH MUST BE SUBMITTED AND REVIEWED BEFORE MANUFACTURE.

COPYRIGHT
ALL RIGHTS RESERVED. THIS WORK IS COPYRIGHT AND CANNOT BE REPRODUCED OR COPIED IN ANY FORM OR BY ANY MEANS (GRAPHIC, ELECTRONIC OR MECHANICAL, INCLUDING PHOTOCOPYING) WITHOUT THE WRITTEN PERMISSION OF THE PRINCIPAL UNDER THE TERMS OF THE CONTRACT. ANY LICENCE, EXPRESS OR IMPLIED, TO USE THE DOCUMENT FOR ANY PURPOSE WHATSOEVER IS RESTRICTED TO THE TERMS OF THE AGREEMENT OR IMPLIED AGREEMENT WITH THE PRINCIPAL UNDER THE TERMS OF THE CONTRACT.

ALSO REFER TO STH STANDARD SERVICE POINTS DISCLAIMER AND FF&E SPECIFICATION NOTES

ARCHITECTS
BPSM architects
Bush Parkes Shugg & Moon

STH

ABN: 21 134 476 065
PELACO COMPLEX, BUILDING 3, LEVEL 2
21-31 GOODWOOD ST, RICHMOND VIC 3121, AUSTRALIA
PH: (03) 9885 2333 FAX: (03) 9885 2455

THIS ARCHITECTURAL DESIGN IS THE COPYRIGHT OF SILVER THOMAS HANLEY (AUS) PTY LTD ABN 21 134 476 065 AND SHALL NOT BE REPRODUCED WITHOUT THEIR WRITTEN PERMISSION

CLIENT
RHH
ROYAL HOBART HOSPITAL

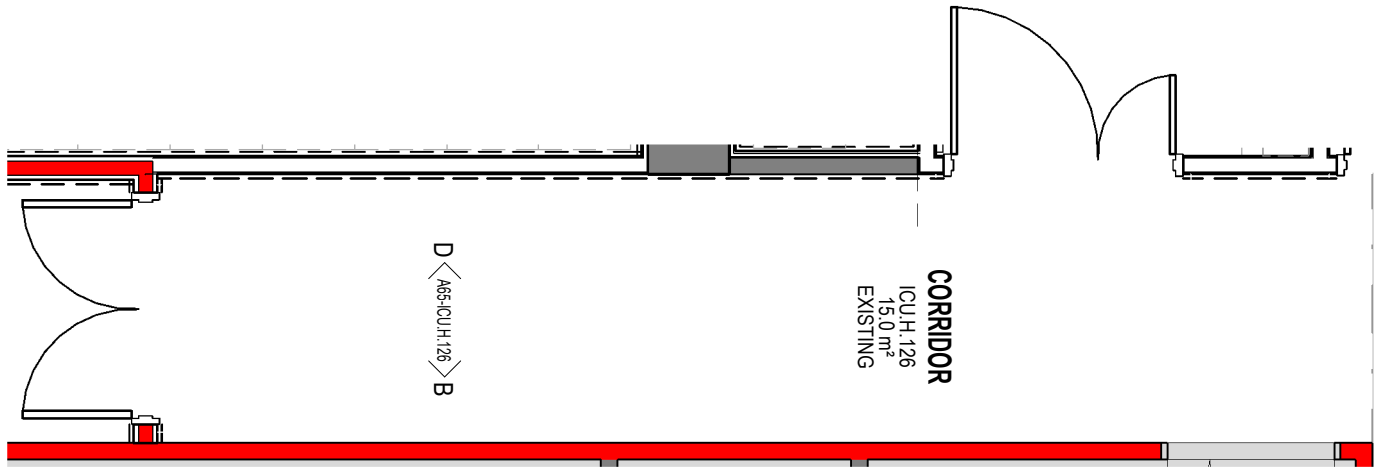
PROJECT
RHH - ICU EXPANSION, H BLOCK, LEVEL ONE
48 LIVERPOOL STREET, HOBART

ISSUED FOR INFORMATION

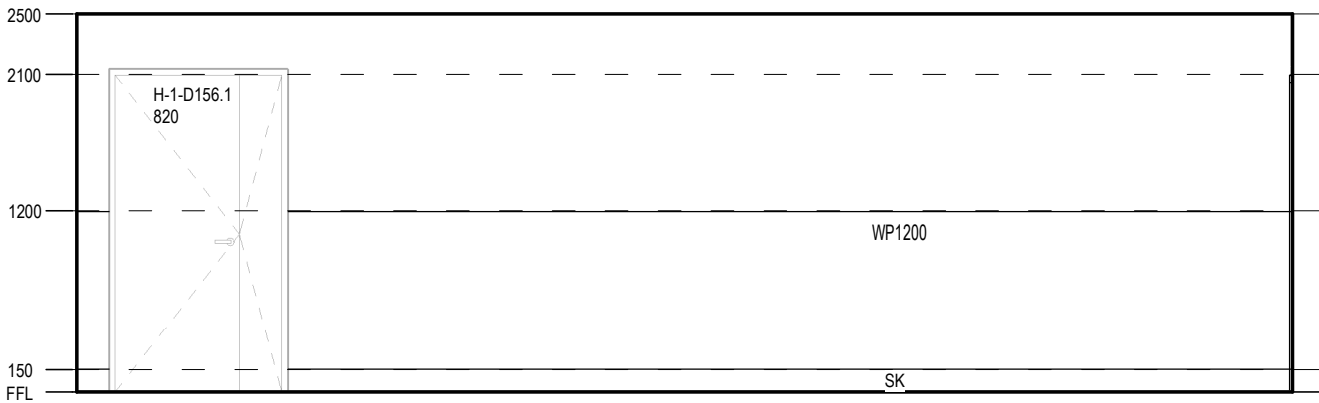
DRAWING TITLE
CORRIDOR

SCALE 1:50@A3 DATE 01/25/21 DRAWN BY AA CHECKED SS

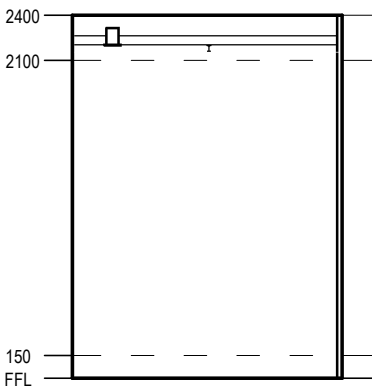
PROJECT No 10465 DRAWING No A65-ICU.H.125 REVISION **E**



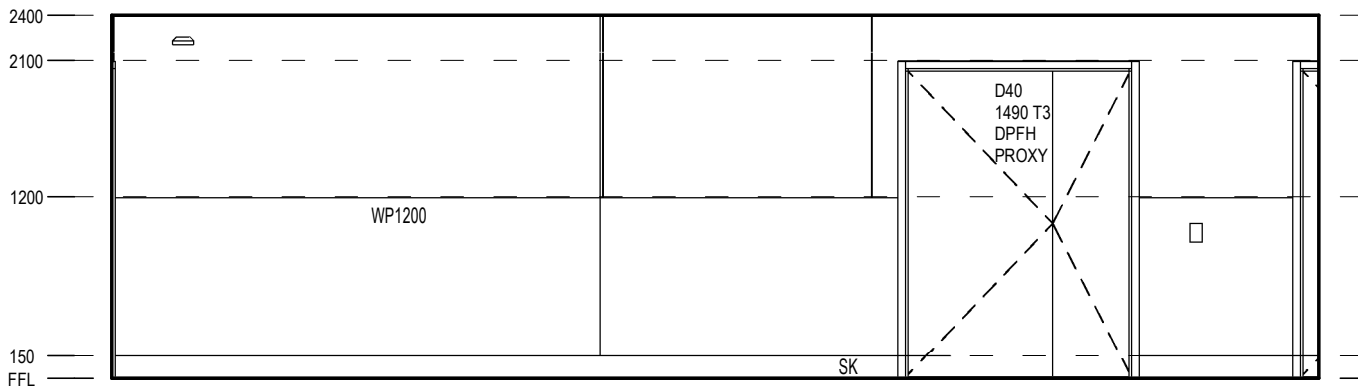
1 **PLAN - STERILE STORE**
SCALE: 1 : 50



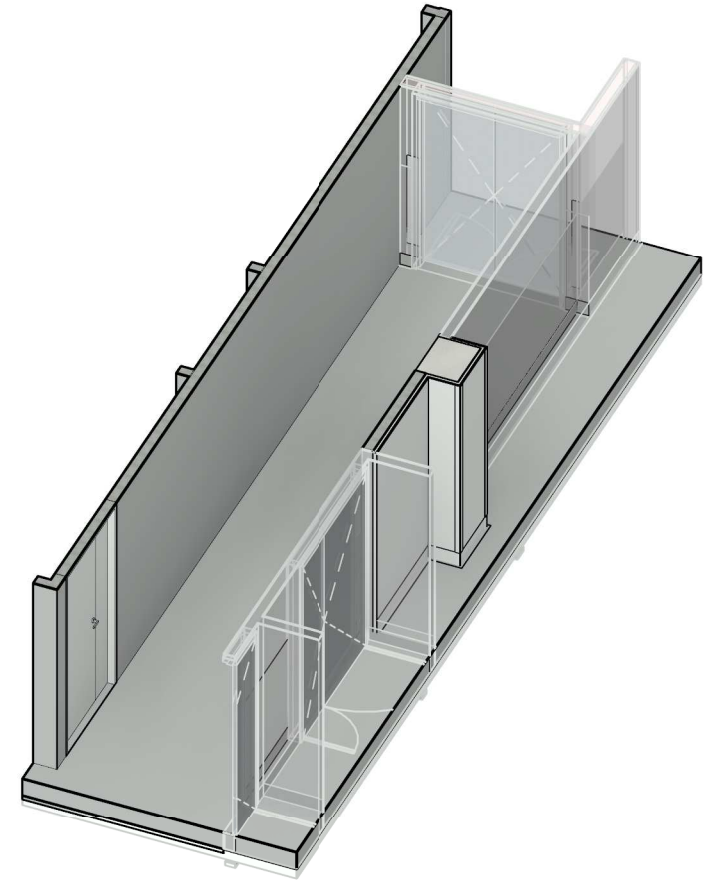
B **ELEVATION**
SCALE: 1 : 50



C **ELEVATION**
SCALE: 1 : 50

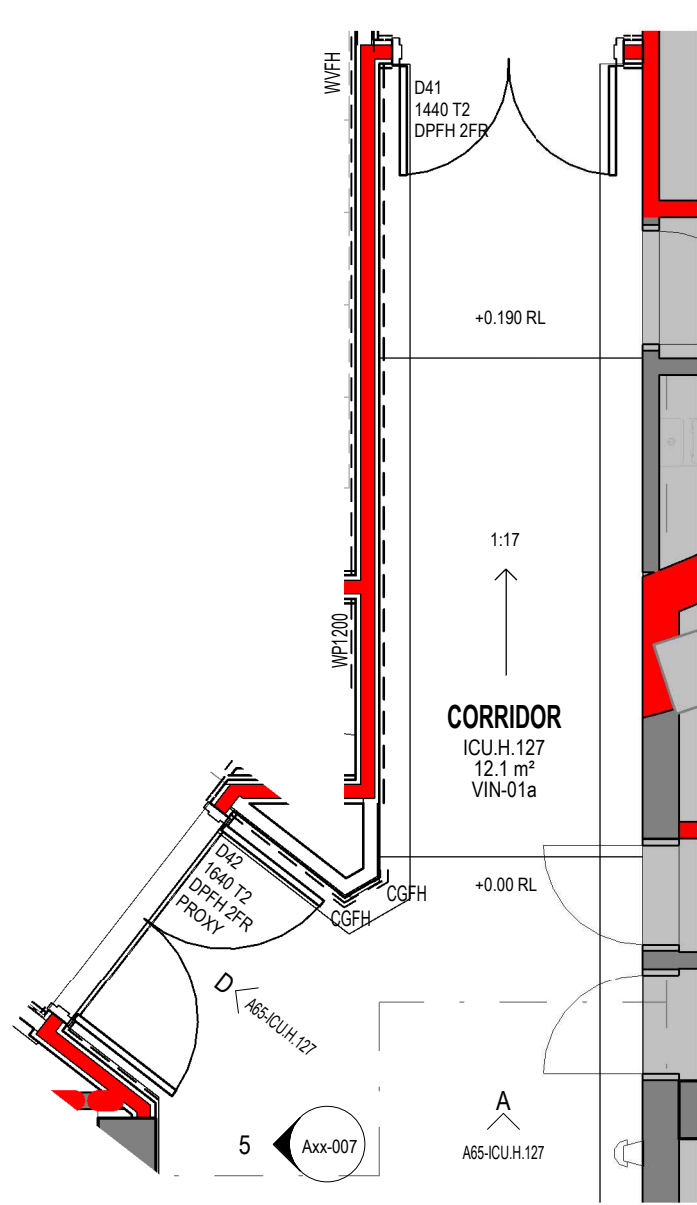


D **ELEVATION**
SCALE: 1 : 50

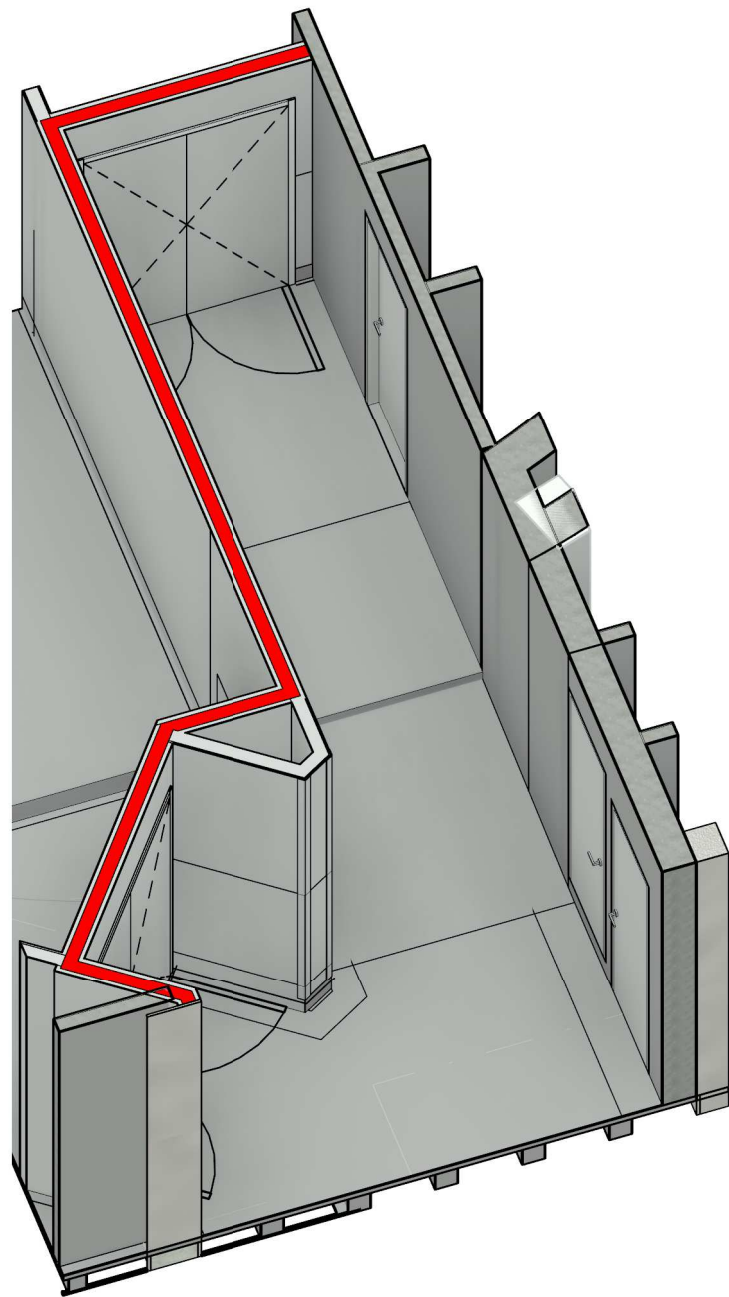


FFE - ICU.H.126	
Keynote	Description
EXISTING	EXISTING
WP1200	WALL PROTECTION 1200H
WVH	WALL VINYL FULL HEIGHT

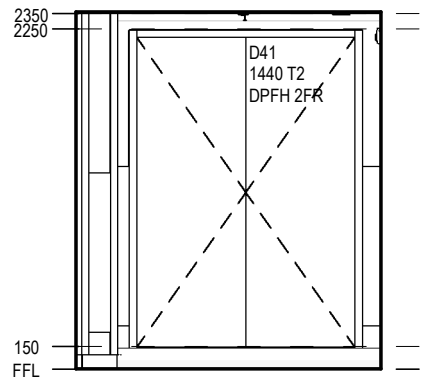
REV	DESCRIPTION	DRN	DATE	ARCHITECTS	CLIENT	DRAWING TITLE
A	PROGRESS ISSUE FOR CLIENT	AA	26/03/2021	<div><div><div><div><div></div><div>BPSM</div><div>architects</div><div>Bush Parkes Shugg & Moon</div></div><div><div>STH</div></div></div><div><div>ABN: 21 134 476 065</div><div>PELACO COMPLEX, BUILDING 3, LEVEL 2</div><div>21-31 GOODWOOD ST, RICHMOND VIC 3121, AUSTRALIA</div><div>PH: (03) 9885 2333 FAX: (03) 9885 2455</div></div><div><div>THIS ARCHITECTURAL DESIGN IS THE COPYRIGHT OF SILVER THOMAS HANLEY (AUS) PTY LTD ABN 21 134 476 065 AND SHALL NOT BE REPRODUCED WITHOUT THEIR WRITTEN PERMISSION</div></div></div></div>	<div><div><div><div><div></div><div>RHH</div><div>ROYAL HOBART HOSPITAL</div></div><div>PROJECT</div><div>RHH - ICU EXPANSION, H BLOCK, LEVEL ONE</div><div>48 LIVERPOOL STREET, HOBART</div></div><div>ISSUED FOR INFORMATION</div></div></div>	CORRIDOR
B	ISSUED FOR INFORMATION	AA	9/04/2021			
C	ISSUED TO QUANTITY SURVEYOR	AA	21/05/2021			
D	ISSUED FOR PRE-TENDER	AA	26/05/2021			
E	ISSUED FOR TENDER	AA	03/06/2021			



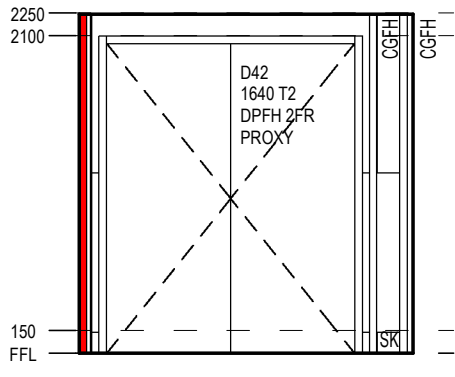
1 ICU.H.127 - CORRIDOR
SCALE: 1 : 50



FFE - ICU.H.127	
Keynote	Description
CGFH	FULL HEIGHT CORNER GUARD
WP1200	WALL PROTECTION 1200H



A ELEVATION
SCALE: 1 : 50



D ELEVATION
SCALE: 1 : 50

REV	DESCRIPTION	DRN	DATE
A	PROGRESS ISSUE FOR CLIENT	AA	26/03/2021
B	ISSUED FOR INFORMATION	AA	9/04/2021
C	ISSUED TO QUANTITY SURVEYOR	AA	21/05/2021
D	ISSUED FOR PRE-TENDER	AA	26/05/2021
E	ISSUED FOR TENDER	AA	03/06/2021

DIMENSIONS
USE FIGURED DIMENSIONS. DO NOT SCALE. CONTRACTORS MUST VERIFY ALL DIMENSIONS ON THE SITE BEFORE COMMENCING ANY WORK OR MAKING ANY SHOP DRAWING WHICH MUST BE SUBMITTED AND REVIEWED BEFORE MANUFACTURE.

COPYRIGHT
ALL RIGHTS RESERVED. THIS WORK IS COPYRIGHT AND CANNOT BE REPRODUCED OR COPIED IN ANY FORM OR BY ANY MEANS (GRAPHIC, ELECTRONIC OR MECHANICAL, INCLUDING PHOTOCOPYING) WITHOUT THE WRITTEN PERMISSION OF THE PRINCIPAL UNDER THE TERMS OF THE CONTRACT. ANY LICENCE, EXPRESS OR IMPLIED, TO USE THE DOCUMENT FOR ANY PURPOSE WHATSOEVER IS RESTRICTED TO THE TERMS OF THE AGREEMENT OR IMPLIED AGREEMENT WITH THE PRINCIPAL UNDER THE TERMS OF THE CONTRACT.

ALSO REFER TO STH STANDARD SERVICE POINTS DISCLAIMER AND FF&E SPECIFICATION NOTES

ARCHITECTS

BPSM architects
Bush Parkes Shugg & Moon

STH

ABN: 21 134 476 065
PELACO COMPLEX, BUILDING 3, LEVEL 2
21-31 GOODWOOD ST, RICHMOND VIC 3121, AUSTRALIA
PH: (03) 9885 2333 FAX: (03) 9885 2455

THIS ARCHITECTURAL DESIGN IS THE COPYRIGHT OF SILVER THOMAS HANLEY (AUS) PTY LTD ABN 21 134 476 065 AND SHALL NOT BE REPRODUCED WITHOUT THEIR WRITTEN PERMISSION

CLIENT

RHH
ROYAL HOBART HOSPITAL

PROJECT

RHH - ICU EXPANSION, H BLOCK, LEVEL ONE
48 LIVERPOOL STREET, HOBART

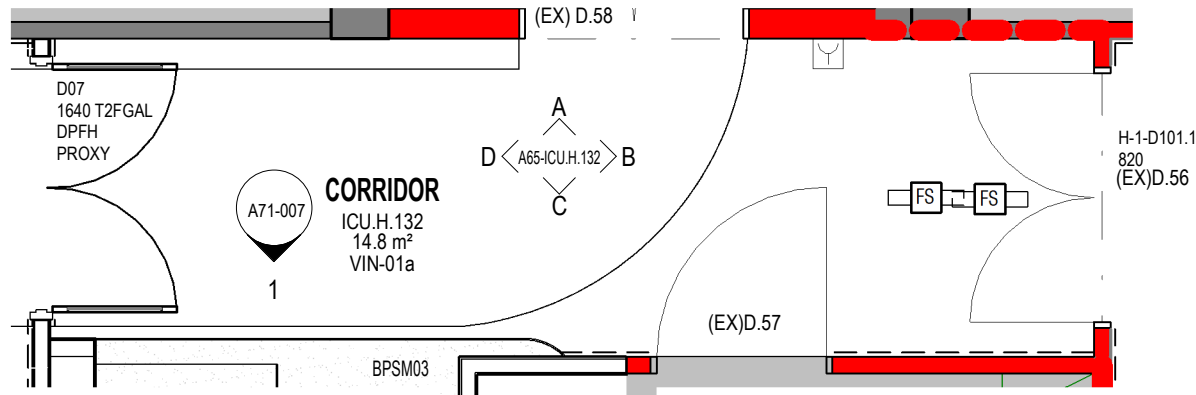
ISSUED FOR INFORMATION

DRAWING TITLE

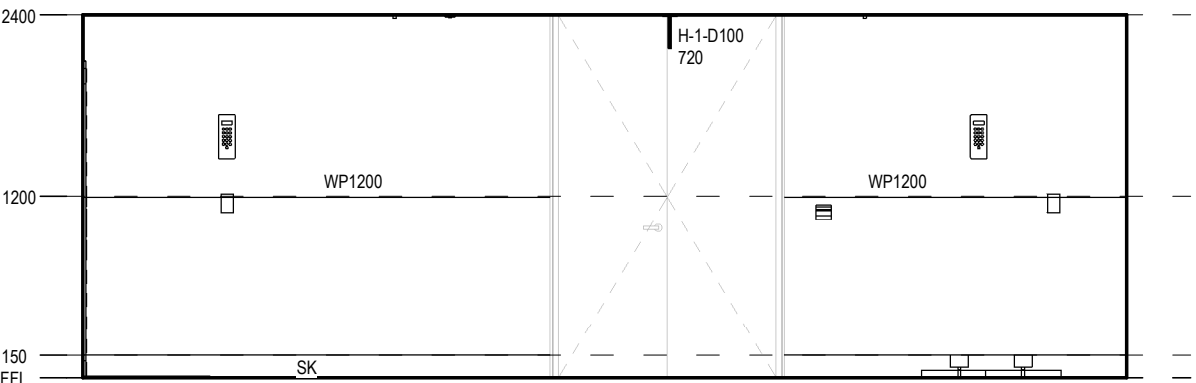
CORRIDOR

SCALE 1 : 50@A3 DATE 01/25/21 DRAWN BY AA CHECKED SS

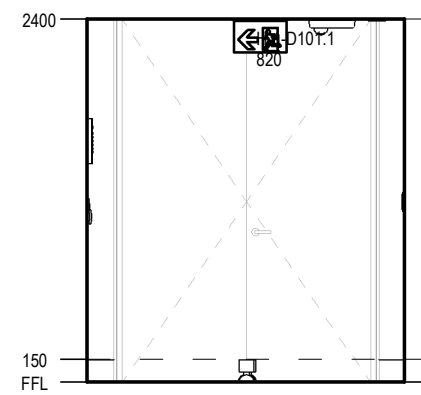
PROJECT No 10465 DRAWING No A65-ICU.H.127 REVISION E



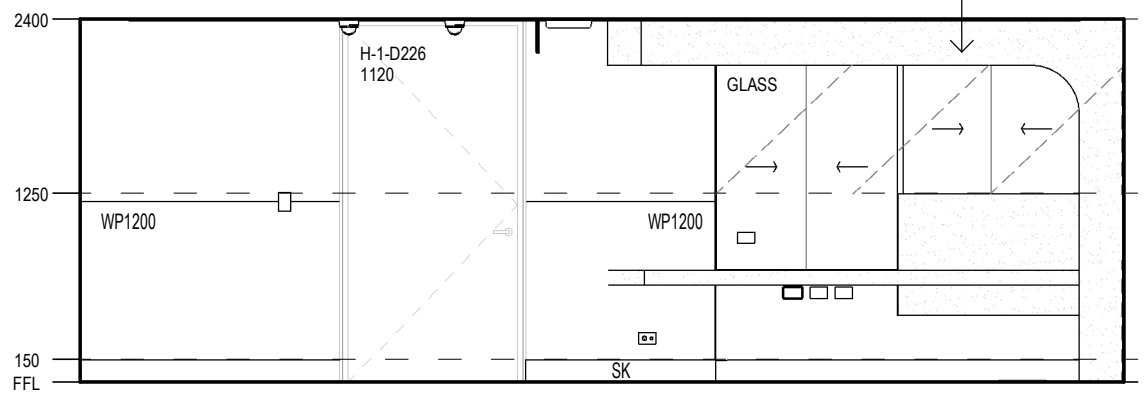
1 ICU.H.132 - CORRIDOR
SCALE: 1 : 50



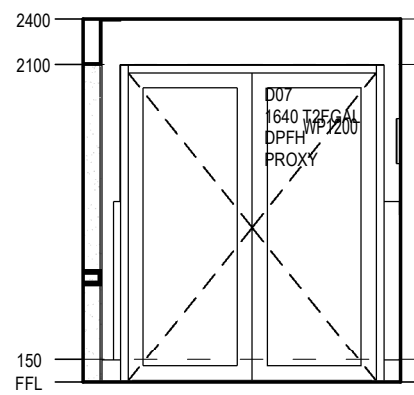
A ELEVATION
SCALE: 1 : 50



B ELEVATION
SCALE: 1 : 50

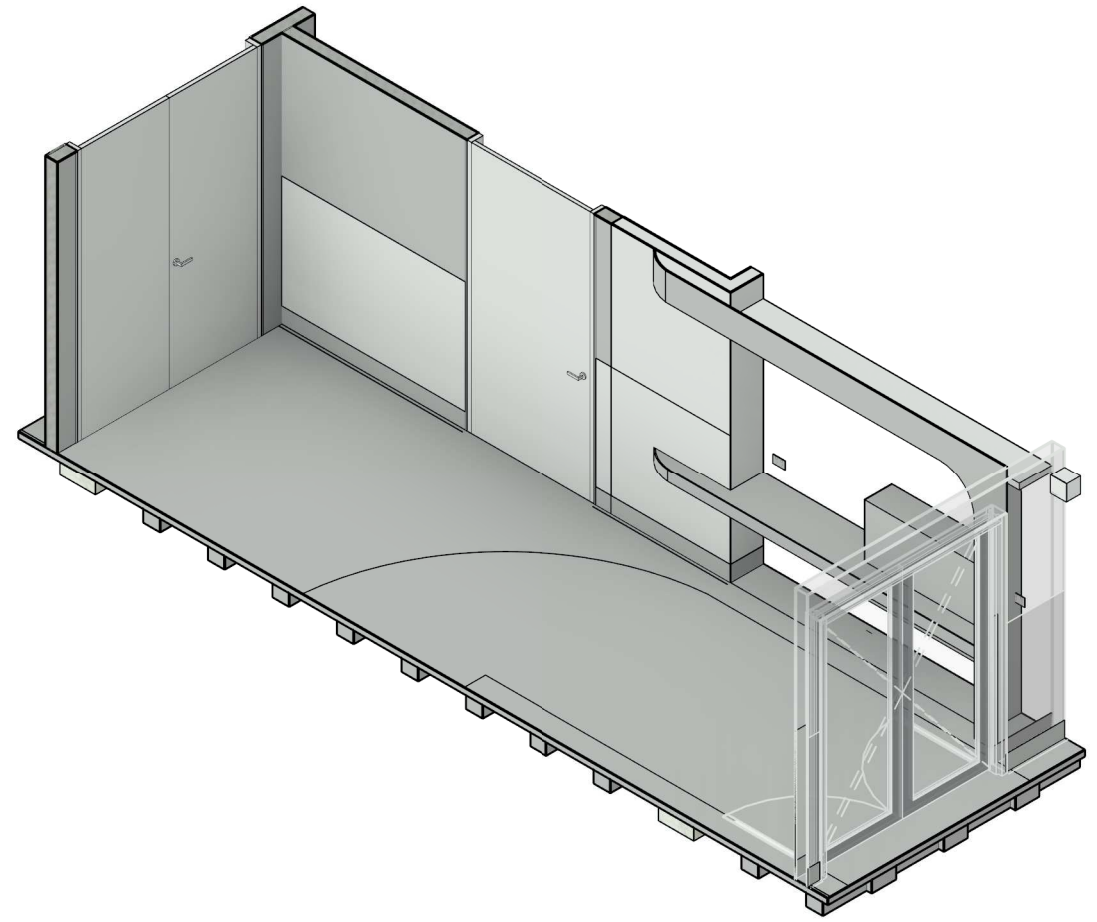


C ELEVATION
SCALE: 1 : 50



D ELEVATION
SCALE: 1 : 50

FFE - ICU.H.132	
Keynote	Description
PBC	PLASTERBOARD CEILING FLUSH
WP1200	WALL PROTECTION 1200H



REV	DESCRIPTION	DRN	DATE
A	PROGRESS ISSUE FOR CLIENT	AA	26/03/2021
B	ISSUED FOR INFORMATION	AA	9/04/2021
C	ISSUED TO QUANTITY SURVEYOR	AA	21/05/2021
D	ISSUED FOR PRE-TENDER	AA	26/05/2021
E	ISSUED FOR TENDER	AA	03/06/2021

DIMENSIONS
USE FIGURED DIMENSIONS. DO NOT SCALE. CONTRACTORS MUST VERIFY ALL DIMENSIONS ON THE SITE BEFORE COMMENCING ANY WORK OR MAKING ANY SHOP DRAWING WHICH MUST BE SUBMITTED AND REVIEWED BEFORE MANUFACTURE.

COPYRIGHT
ALL RIGHTS RESERVED. THIS WORK IS COPYRIGHT AND CANNOT BE REPRODUCED OR COPIED IN ANY FORM OR BY ANY MEANS (GRAPHIC, ELECTRONIC OR MECHANICAL, INCLUDING PHOTOCOPYING) WITHOUT THE WRITTEN PERMISSION OF THE PRINCIPAL UNDER THE TERMS OF THE CONTRACT. ANY LICENCE, EXPRESS OR IMPLIED, TO USE THE DOCUMENT FOR ANY PURPOSE WHATSOEVER IS RESTRICTED TO THE TERMS OF THE AGREEMENT OR IMPLIED AGREEMENT WITH THE PRINCIPAL UNDER THE TERMS OF THE CONTRACT.

ALSO REFER TO STH STANDARD SERVICE POINTS DISCLAIMER AND FF&E SPECIFICATION NOTES

ARCHITECTS

BPSM architects
Bush Parkes Shugg & Moon

STH

ABN: 21 134 476 065
PELACO COMPLEX, BUILDING 3, LEVEL 2
21-31 GOODWOOD ST, RICHMOND VIC 3121, AUSTRALIA
PH: (03) 9885 2333 FAX: (03) 9885 2455

THIS ARCHITECTURAL DESIGN IS THE COPYRIGHT OF SILVER THOMAS HANLEY (AUS) PTY LTD ABN 21 134 476 065 AND SHALL NOT BE REPRODUCED WITHOUT THEIR WRITTEN PERMISSION

CLIENT

RHH
ROYAL HOBART HOSPITAL

PROJECT

RHH - ICU EXPANSION, H BLOCK, LEVEL ONE
48 LIVERPOOL STREET, HOBART

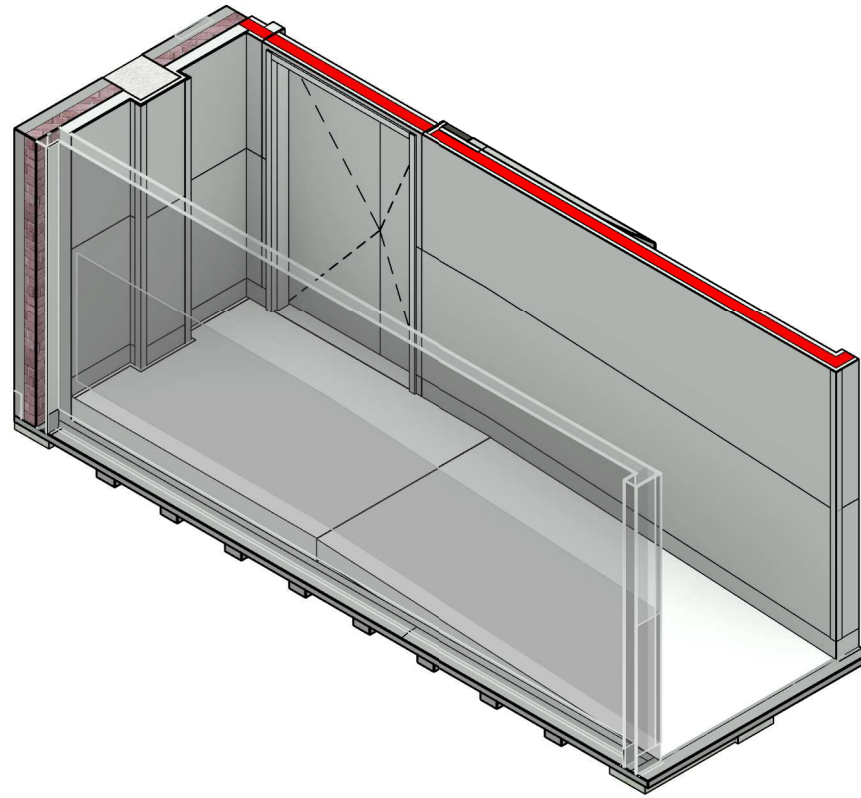
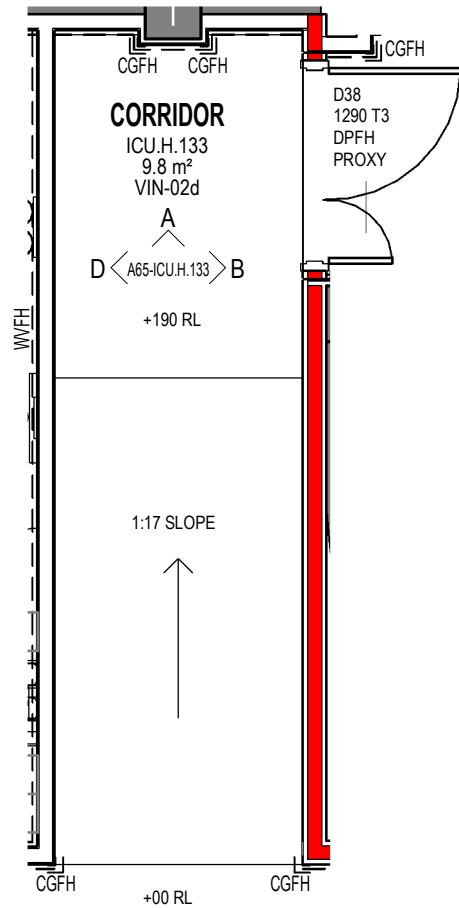
ISSUED FOR INFORMATION

DRAWING TITLE

CORRIDOR

SCALE: 1 : 50@A3 DATE: 01/25/21 DRAWN BY: AA CHECKED: SS

PROJECT No: 10465 DRAWING No: A65-ICU.H.132 REVISION: **E**

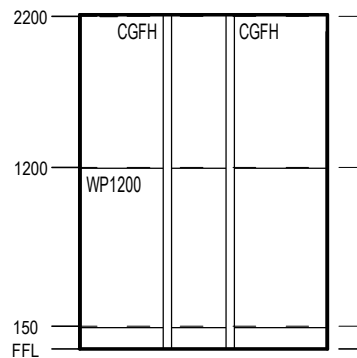


FFE - ICU.H.133	
Keynote	Description

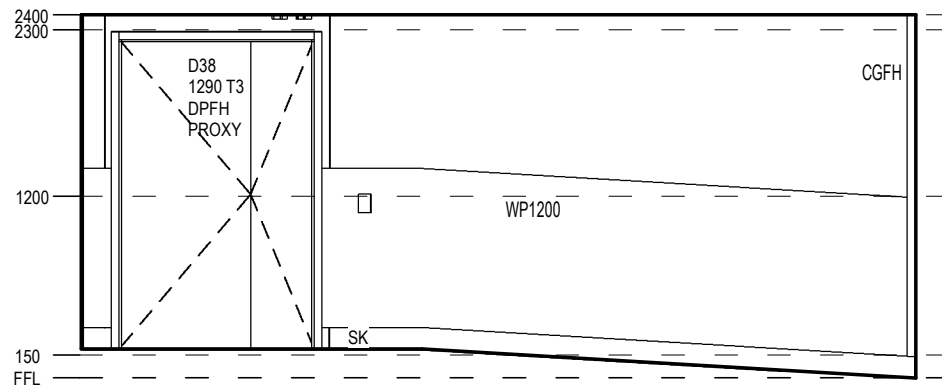
EXCLUDE	
BPSM05	BPSM SLOPING WALL VINYL
BPSM06	BPSM SLOPING WALL VINYL TYPE 2
CGFH	
PBC	PLASTERBOARD CEILING FLUSH
WP1200	WALL PROTECTION 1200H

1 ICU.H.133 - CORRIDOR

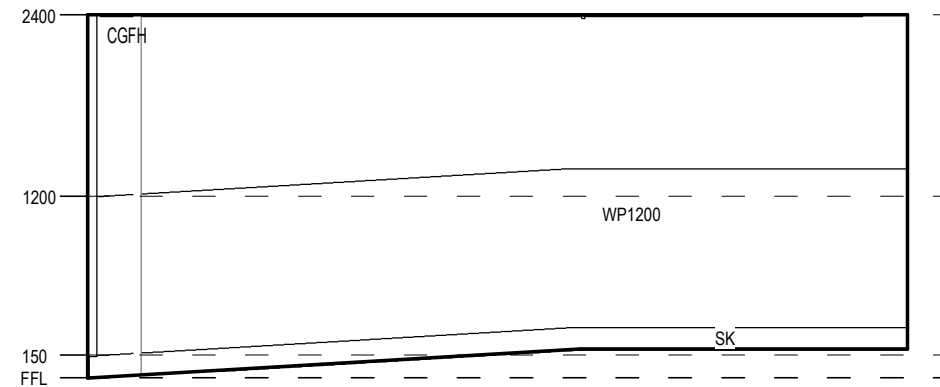
SCALE: 1 : 50



A ELEVATION
SCALE: 1 : 50



B ELEVATION
SCALE: 1 : 50



D ELEVATION
SCALE: 1 : 50

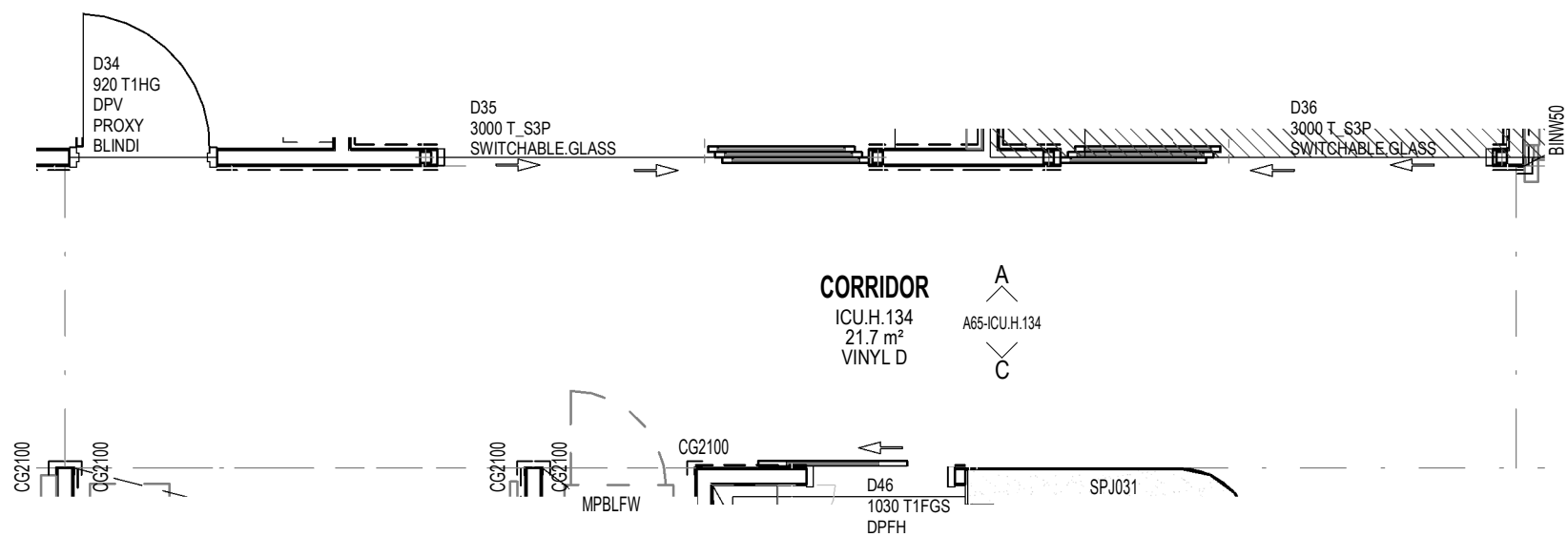
REV	DESCRIPTION	DRN	DATE
A	PROGRESS ISSUE FOR CLIENT	AA	26/03/2021
B	ISSUED FOR INFORMATION	AA	9/04/2021
C	ISSUED TO QUANTITY SURVEYOR	AA	21/05/2021
D	ISSUED FOR PRE-TENDER	AA	26/05/2021
E	ISSUED FOR TENDER	AA	03/06/2021

DIMENSIONS	
USE FIGURED DIMENSIONS. DO NOT SCALE. CONTRACTORS MUST VERIFY ALL DIMENSIONS ON THE SITE BEFORE COMMENCING ANY WORK OR MAKING ANY SHOP DRAWING WHICH MUST BE SUBMITTED AND REVIEWED BEFORE MANUFACTURE.	
COPYRIGHT	
ALL RIGHTS RESERVED. THIS WORK IS COPYRIGHT AND CANNOT BE REPRODUCED OR COPIED IN ANY FORM OR BY ANY MEANS (GRAPHIC, ELECTRONIC OR MECHANICAL, INCLUDING PHOTOCOPYING) WITHOUT THE WRITTEN PERMISSION OF THE PRINCIPAL UNDER THE TERMS OF THE CONTRACT. ANY LICENCE, EXPRESS OR IMPLIED, TO USE THE DOCUMENT FOR ANY PURPOSE WHATSOEVER IS RESTRICTED TO THE TERMS OF THE AGREEMENT OR IMPLIED AGREEMENT WITH THE PRINCIPAL UNDER THE TERMS OF THE CONTRACT.	
ALSO REFER TO STH STANDARD SERVICE POINTS DISCLAIMER AND FF&E SPECIFICATION NOTES	

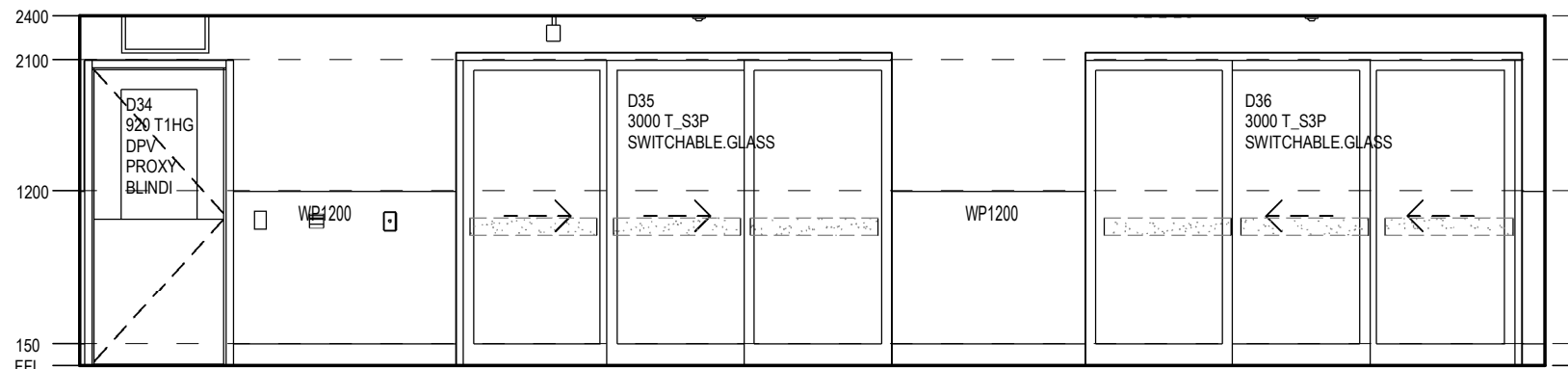
ARCHITECTS	
BPSM architects STH <small>Bush Parkes Shugg & Moon</small>	
ABN: 21 134 476 065 PELACO COMPLEX, BUILDING 3, LEVEL 2 21-31 GOODWOOD ST, RICHMOND VIC 3121, AUSTRALIA PH: (03) 9885 2333 FAX: (03) 9885 2455	
THIS ARCHITECTURAL DESIGN IS THE COPYRIGHT OF SILVER THOMAS HANLEY (AUS) PTY LTD ABN 21 134 476 065 AND SHALL NOT BE REPRODUCED WITHOUT THEIR WRITTEN PERMISSION	

CLIENT	
 RHH ROYAL HOBART HOSPITAL	
PROJECT RHH - ICU EXPANSION, H BLOCK, LEVEL ONE 48 LIVERPOOL STREET, HOBART	
ISSUED FOR INFORMATION	

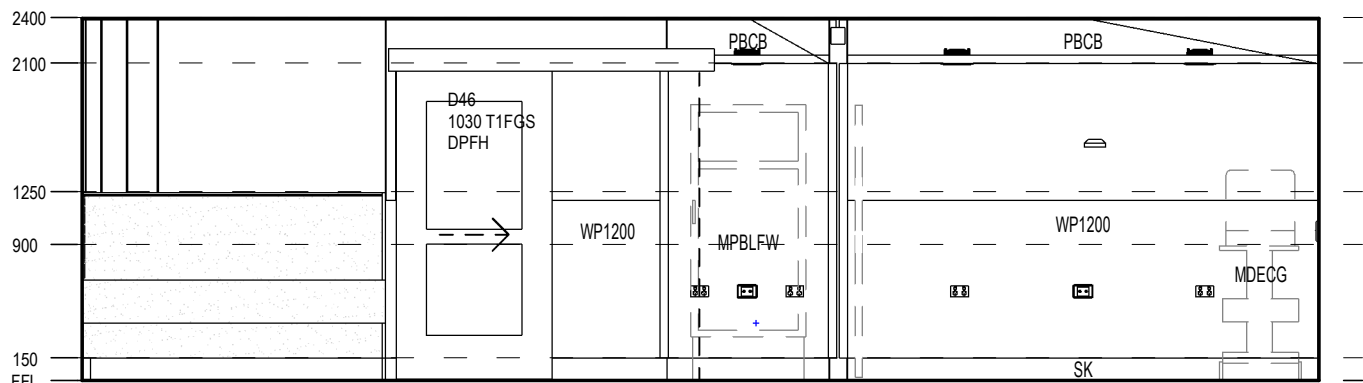
DRAWING TITLE			
CORRIDOR			
SCALE 1 : 50@A3	DATE 01/25/21	DRAWN BY AA	CHECKED SS
PROJECT No 10465	DRAWING No A65-ICU.H.133	REVISION E	



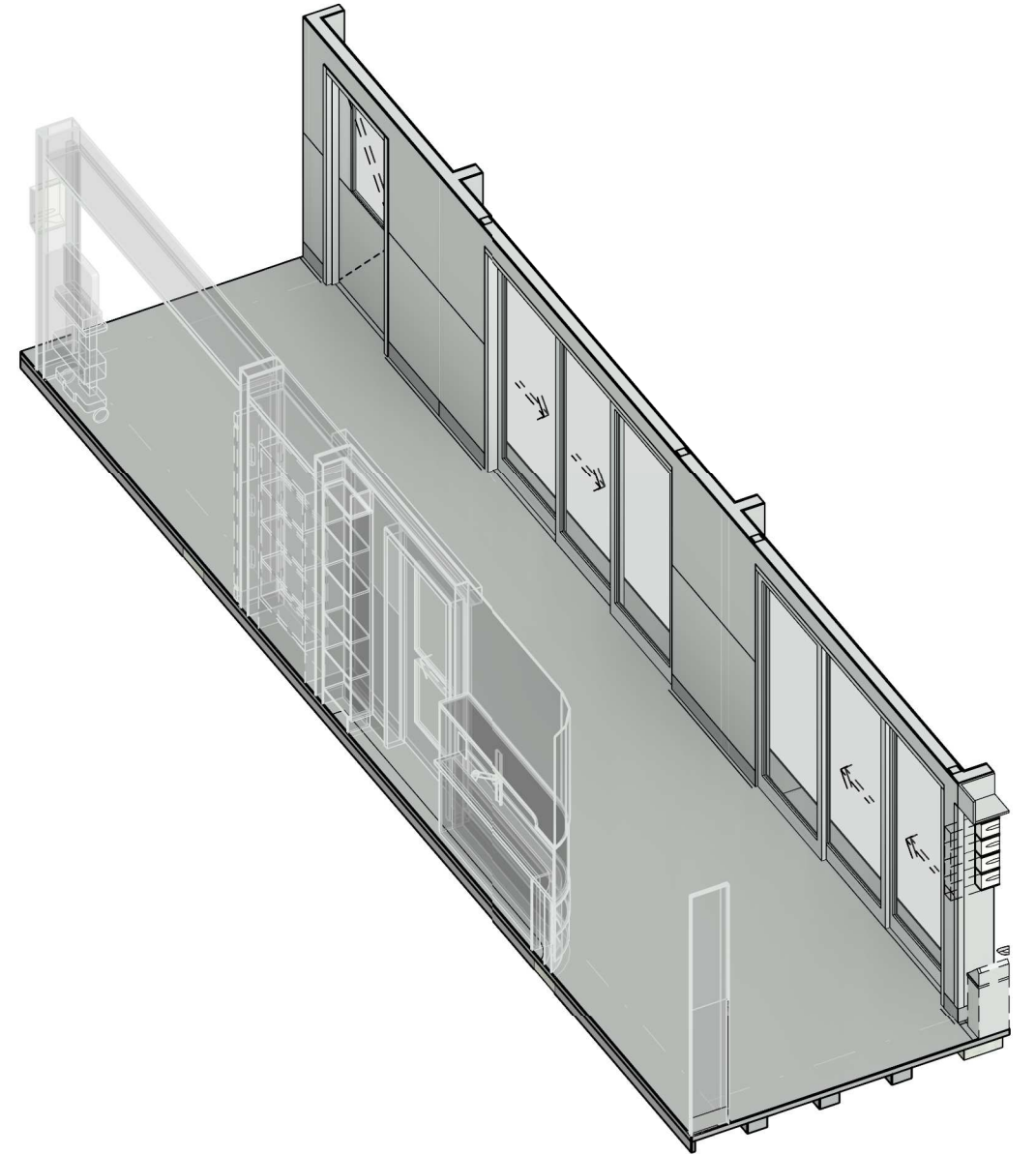
1 ICU.H.134 - CORRIDOR
SCALE: 1 : 50



A ELEVATION
SCALE: 1 : 50



C ELEVATION
SCALE: 1 : 50



FFE - ICU.H.134	
Keynote	Description
MFT	MINERAL FIBRE TILE CEILING 600 X 1200
PBC	PLASTERBOARD CEILING FLUSH
VINYL D	VINYL D
WP1200	WALL PROTECTION 1200H

REV	DESCRIPTION	DRN	DATE
A	PROGRESS ISSUE FOR CLIENT	AA	26/03/2021
B	ISSUED FOR INFORMATION	AA	9/04/2021
C	ISSUED TO QUANTITY SURVEYOR	AA	21/05/2021
D	ISSUED FOR PRE-TENDER	AA	26/05/2021
E	ISSUED FOR TENDER	AA	03/06/2021

DIMENSIONS
USE FIGURED DIMENSIONS. DO NOT SCALE. CONTRACTORS MUST VERIFY ALL DIMENSIONS ON THE SITE BEFORE COMMENCING ANY WORK OR MAKING ANY SHOP DRAWING WHICH MUST BE SUBMITTED AND REVIEWED BEFORE MANUFACTURE.

COPYRIGHT
ALL RIGHTS RESERVED. THIS WORK IS COPYRIGHT AND CANNOT BE REPRODUCED OR COPIED IN ANY FORM OR BY ANY MEANS (GRAPHIC, ELECTRONIC OR MECHANICAL, INCLUDING PHOTOCOPYING) WITHOUT THE WRITTEN PERMISSION OF THE PRINCIPAL UNDER THE TERMS OF THE CONTRACT. ANY LICENCE, EXPRESS OR IMPLIED, TO USE THE DOCUMENT FOR ANY PURPOSE WHATSOEVER IS RESTRICTED TO THE TERMS OF THE AGREEMENT OR IMPLIED AGREEMENT WITH THE PRINCIPAL UNDER THE TERMS OF THE CONTRACT.

ALSO REFER TO STH STANDARD SERVICE POINTS
DISCLAIMER AND FF&E SPECIFICATION NOTES

ARCHITECTS

BPSM architects
Bush Parkes Shugg & Moon

STH

ABN: 21 134 476 065
PELACO COMPLEX, BUILDING 3, LEVEL 2
21-31 GOODWOOD ST, RICHMOND VIC 3121, AUSTRALIA
PH: (03) 9885 2333 FAX: (03) 9885 2455

THIS ARCHITECTURAL DESIGN IS THE COPYRIGHT OF SILVER THOMAS HANLEY (AUS) PTY LTD ABN 21 134 476 065 AND SHALL NOT BE REPRODUCED WITHOUT THEIR WRITTEN PERMISSION

CLIENT

RHH
ROYAL HOBART HOSPITAL

PROJECT

RHH - ICU EXPANSION, H BLOCK, LEVEL ONE
48 LIVERPOOL STREET, HOBART

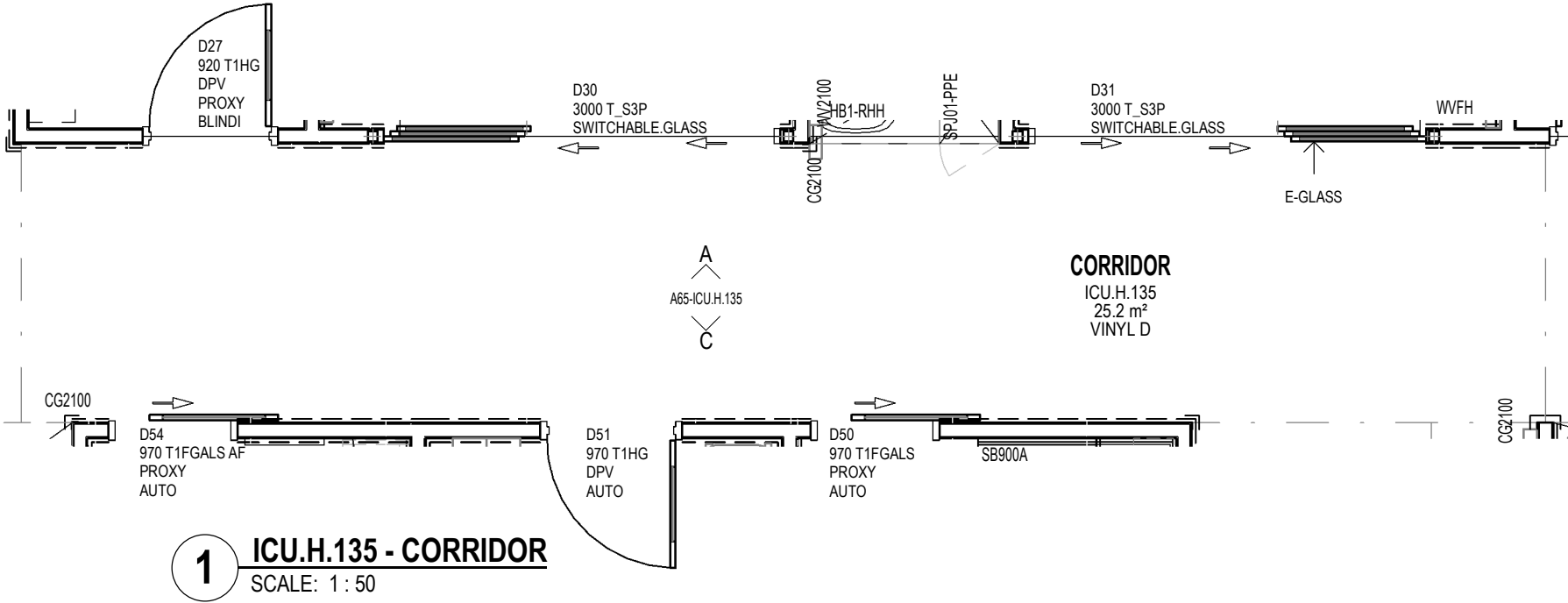
ISSUED FOR INFORMATION

DRAWING TITLE

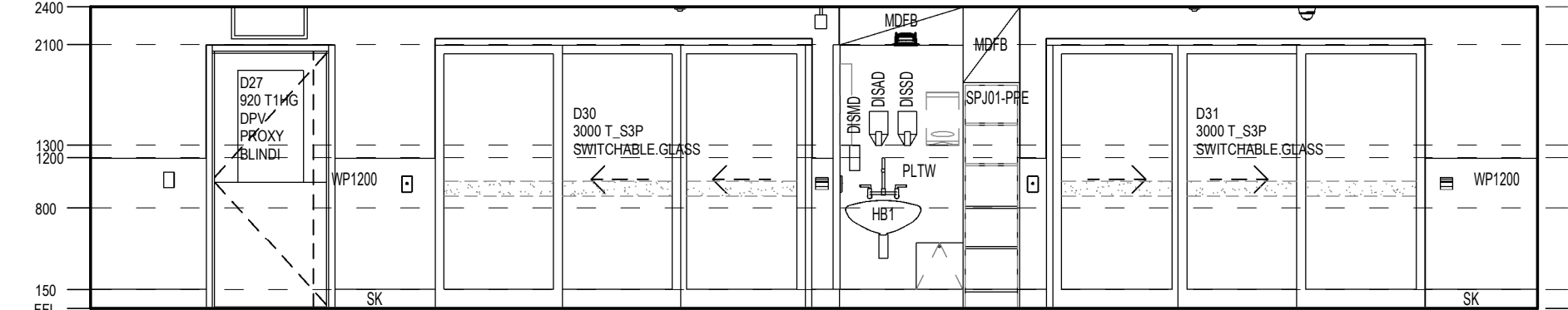
CORRIDOR

SCALE 1 : 50@A3 DATE 01/25/21 DRAWN BY AA CHECKED SS

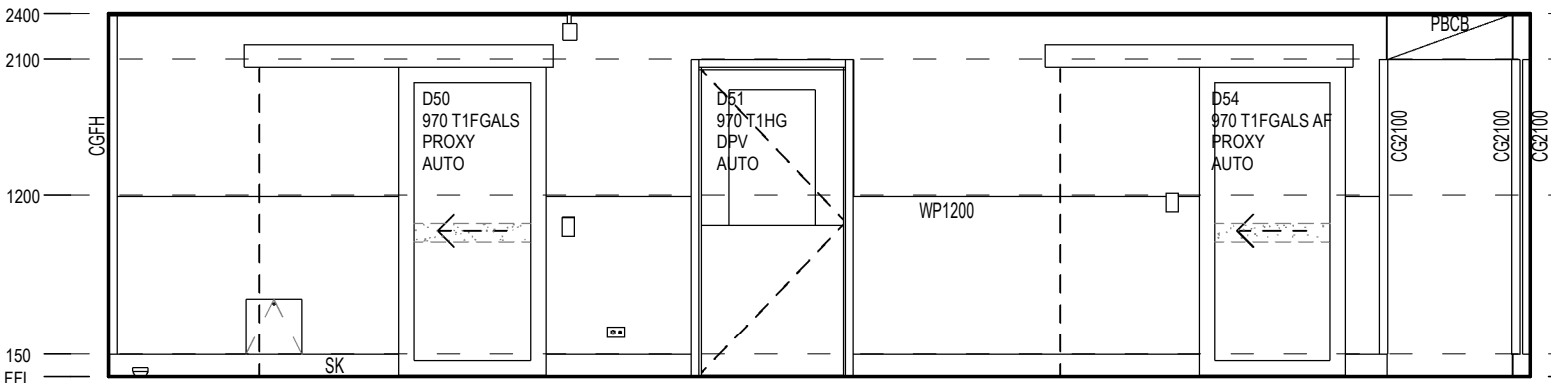
PROJECT No 10465 DRAWING No A65-ICU.H.134 REVISION E



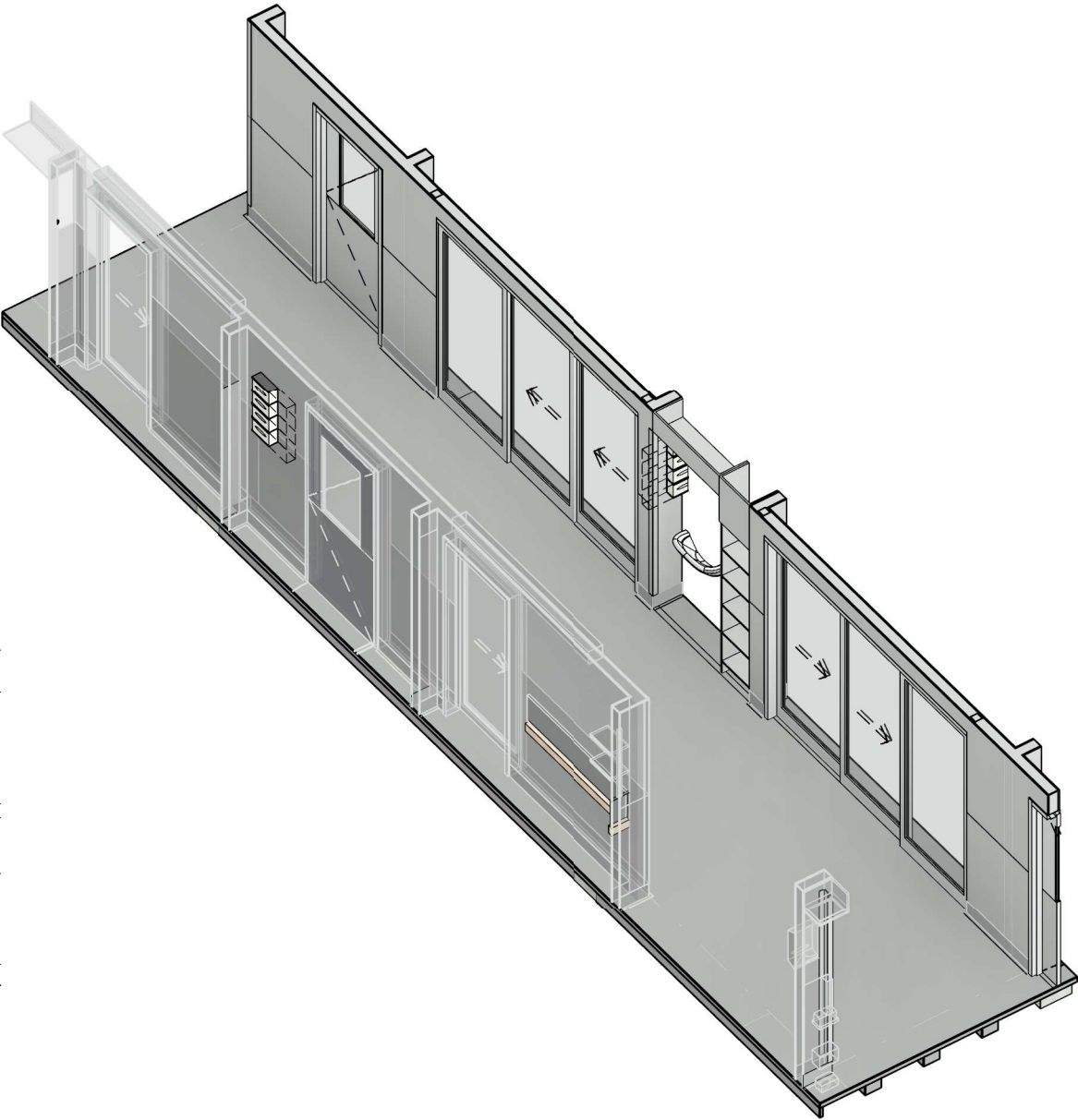
1 ICU.H.135 - CORRIDOR
SCALE: 1 : 50



A ELEVATION
SCALE: 1 : 50



C ELEVATION
SCALE: 1 : 50



FFE - ICU.H.135	
Keynote	Description
CGFH	FULL HEIGHT CORNER GUARD
MFT	MINERAL FIBRE TILE CEILING 600 X 1200
PBC	PLASTERBOARD CEILING FLUSH
VINYL D	VINYL D
WP1200	WALL PROTECTION 1200H

REV	DESCRIPTION	DRN	DATE
A	PROGRESS ISSUE FOR CLIENT	AA	26/03/2021
B	ISSUED FOR INFORMATION	AA	9/04/2021
C	ISSUED TO QUANTITY SURVEYOR	AA	21/05/2021
D	ISSUED FOR PRE-TENDER	AA	26/05/2021
E	ISSUED FOR TENDER	AA	03/06/2021

DIMENSIONS
USE FIGURED DIMENSIONS. DO NOT SCALE. CONTRACTORS MUST VERIFY ALL DIMENSIONS ON THE SITE BEFORE COMMENCING ANY WORK OR MAKING ANY SHOP DRAWING WHICH MUST BE SUBMITTED AND REVIEWED BEFORE MANUFACTURE.

COPYRIGHT
ALL RIGHTS RESERVED. THIS WORK IS COPYRIGHT AND CANNOT BE REPRODUCED OR COPIED IN ANY FORM OR BY ANY MEANS (GRAPHIC, ELECTRONIC OR MECHANICAL, INCLUDING PHOTOCOPYING) WITHOUT THE WRITTEN PERMISSION OF THE PRINCIPAL UNDER THE TERMS OF THE CONTRACT. ANY LICENCE, EXPRESS OR IMPLIED, TO USE THE DOCUMENT FOR ANY PURPOSE WHATSOEVER IS RESTRICTED TO THE TERMS OF THE AGREEMENT OR IMPLIED AGREEMENT WITH THE PRINCIPAL UNDER THE TERMS OF THE CONTRACT.

ALSO REFER TO STH STANDARD SERVICE POINTS
DISCLAIMER AND FF&E SPECIFICATION NOTES

ARCHITECTS

BPSM architects
Bush Parkes Shugg & Moon

STH

ABN: 21 134 476 065
PELACO COMPLEX, BUILDING 3, LEVEL 2
21-31 GOODWOOD ST, RICHMOND VIC 3121, AUSTRALIA
PH: (03) 9885 2333 FAX: (03) 9885 2455

THIS ARCHITECTURAL DESIGN IS THE COPYRIGHT OF SILVER THOMAS HANLEY (AUS) PTY LTD ABN 21 134 476 065 AND SHALL NOT BE REPRODUCED WITHOUT THEIR WRITTEN PERMISSION

CLIENT

RHH
ROYAL HOBART HOSPITAL

PROJECT

RHH - ICU EXPANSION, H BLOCK, LEVEL ONE
48 LIVERPOOL STREET, HOBART

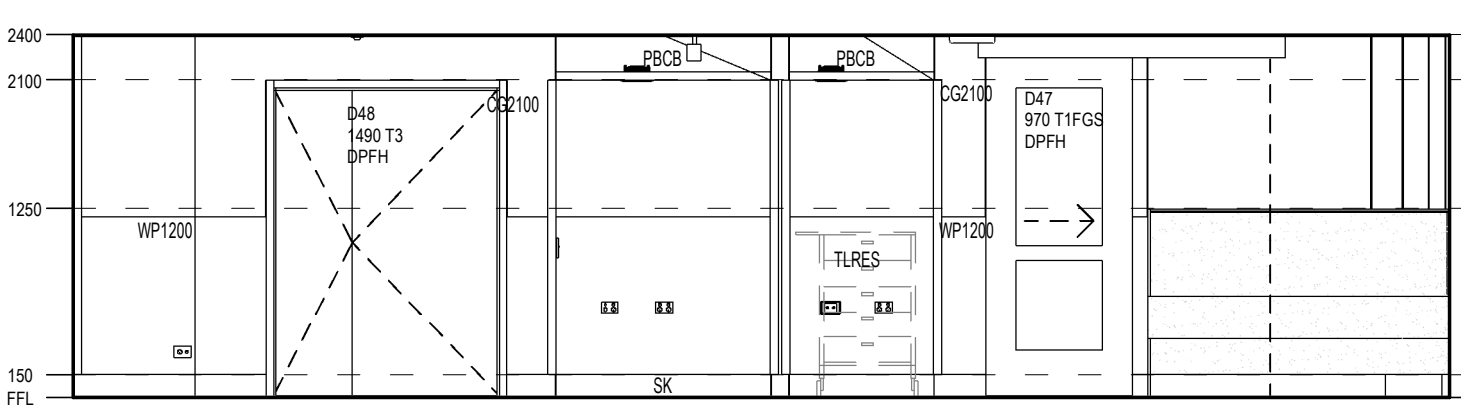
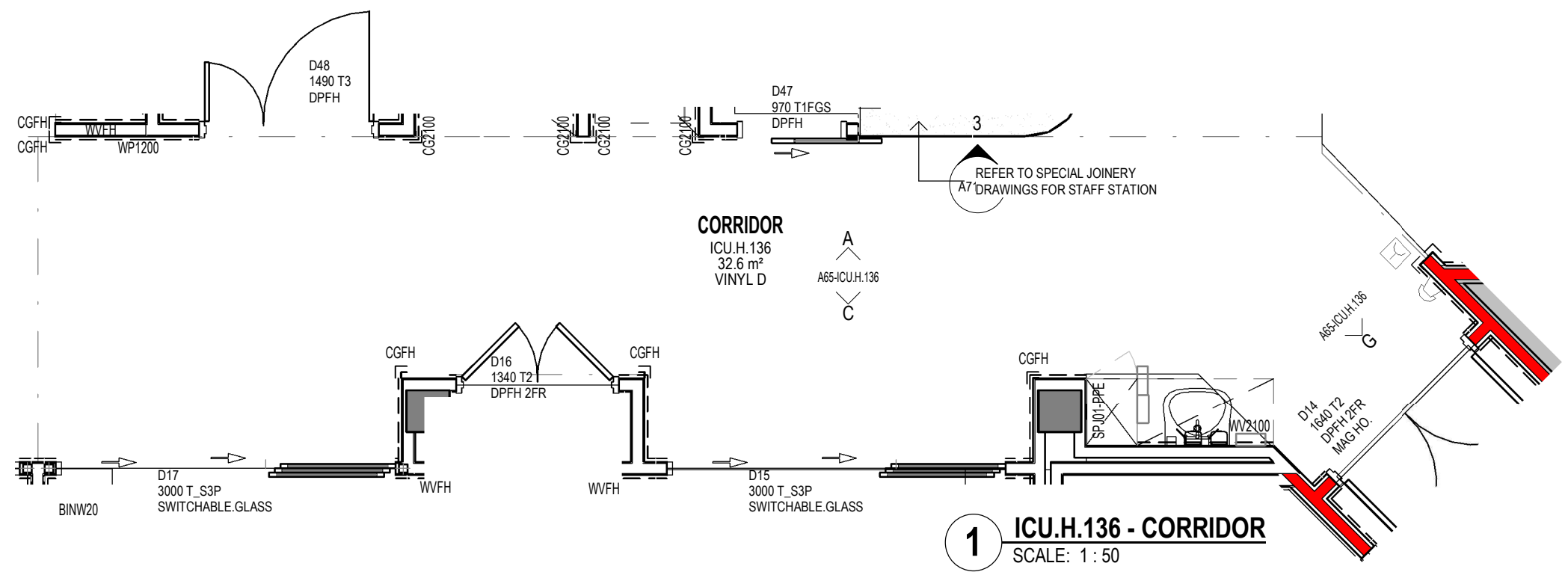
ISSUED FOR INFORMATION

DRAWING TITLE

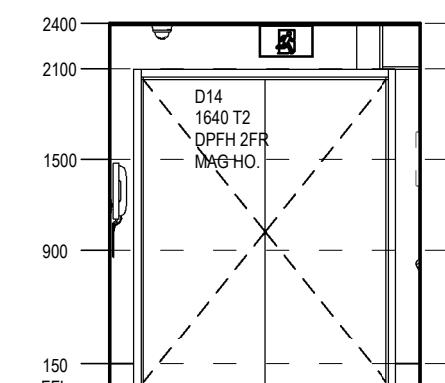
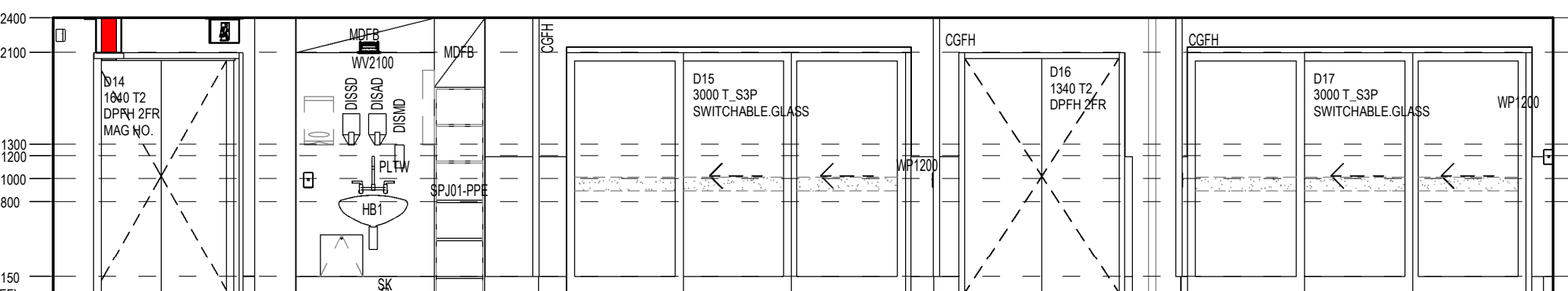
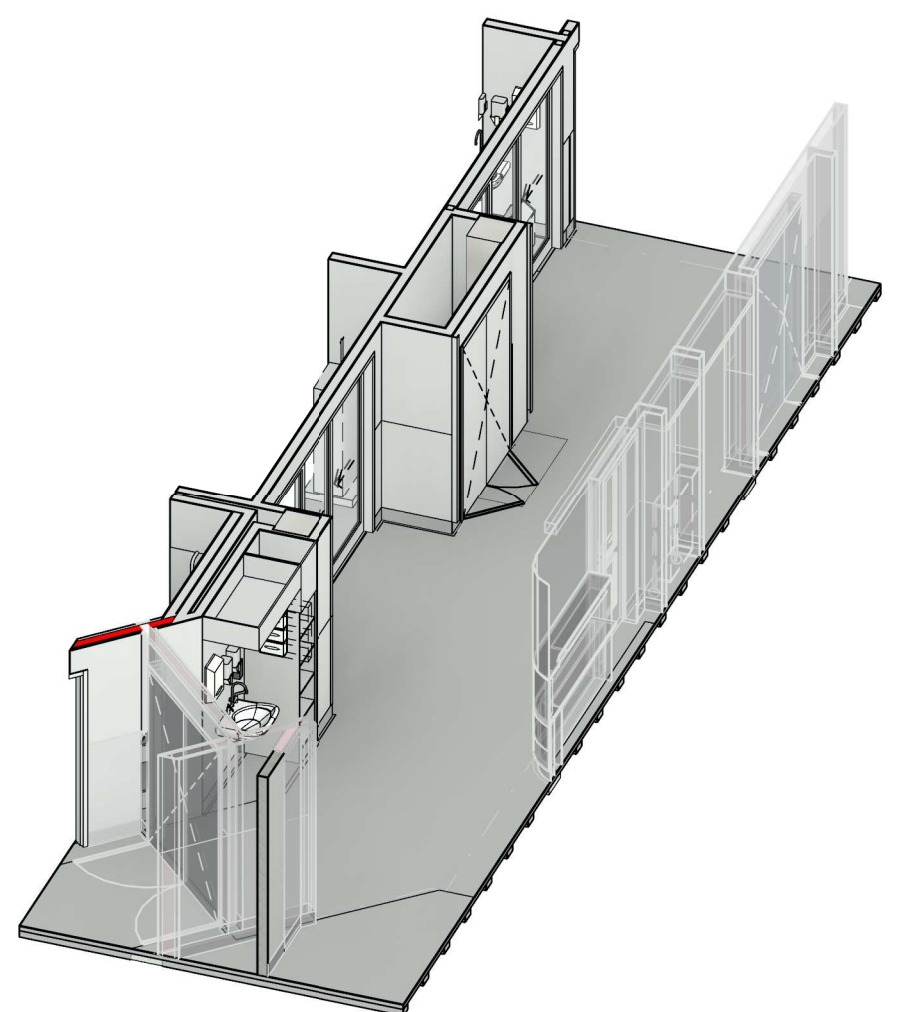
CORRIDOR

SCALE 1 : 50@A3 DATE 01/25/21 DRAWN BY AA CHECKED SS

PROJECT No 10465 DRAWING No A65-ICU.H.135 REVISION E



FFE - ICU.H.136	
Keynote	Description
CG2100	CORNER GUARD 2100 HIGH
CGFH	
MFT	MINERAL FIBRE TILE CEILING 600 X 1200
PBC	PLASTERBOARD CEILING FLUSH
VINYL D	VINYL D
WP1200	WALL PROTECTION 1200H
WVFH	WALL VINYL FULL HEIGHT



REV	DESCRIPTION	DRN	DATE
A	PROGRESS ISSUE FOR CLIENT	AA	26/03/2021
B	ISSUED FOR INFORMATION	AA	9/04/2021
C	ISSUED TO QUANTITY SURVEYOR	AA	21/05/2021
D	ISSUED FOR PRE-TENDER	AA	26/05/2021
E	ISSUED FOR TENDER	AA	03/06/2021

DIMENSIONS
USE FIGURED DIMENSIONS. DO NOT SCALE. CONTRACTORS MUST VERIFY ALL DIMENSIONS ON THE SITE BEFORE COMMENCING ANY WORK OR MAKING ANY SHOP DRAWING WHICH MUST BE SUBMITTED AND REVIEWED BEFORE MANUFACTURE.

COPYRIGHT
ALL RIGHTS RESERVED. THIS WORK IS COPYRIGHT AND CANNOT BE REPRODUCED OR COPIED IN ANY FORM OR BY ANY MEANS (GRAPHIC, ELECTRONIC OR MECHANICAL, INCLUDING PHOTOCOPYING) WITHOUT THE WRITTEN PERMISSION OF THE PRINCIPAL UNDER THE TERMS OF THE CONTRACT. ANY LICENCE, EXPRESS OR IMPLIED, TO USE THE DOCUMENT FOR ANY PURPOSE WHATSOEVER IS RESTRICTED TO THE TERMS OF THE AGREEMENT OR IMPLIED AGREEMENT WITH THE PRINCIPAL UNDER THE TERMS OF THE CONTRACT.

ALSO REFER TO STH STANDARD SERVICE POINTS DISCLAIMER AND FF&E SPECIFICATION NOTES

ARCHITECTS

BPSM architects
Bush Parkes Shugg & Moon

STH

ABN: 21 134 476 065
PELACO COMPLEX, BUILDING 3, LEVEL 2
21-31 GOODWOOD ST, RICHMOND VIC 3121, AUSTRALIA
PH: (03) 9885 2333 FAX: (03) 9885 2455

THIS ARCHITECTURAL DESIGN IS THE COPYRIGHT OF SILVER THOMAS HANLEY (AUS) PTY LTD ABN 21 134 476 065 AND SHALL NOT BE REPRODUCED WITHOUT THEIR WRITTEN PERMISSION

CLIENT

RHH
ROYAL HOBART HOSPITAL

PROJECT

RHH - ICU EXPANSION, H BLOCK, LEVEL ONE
48 LIVERPOOL STREET, HOBART

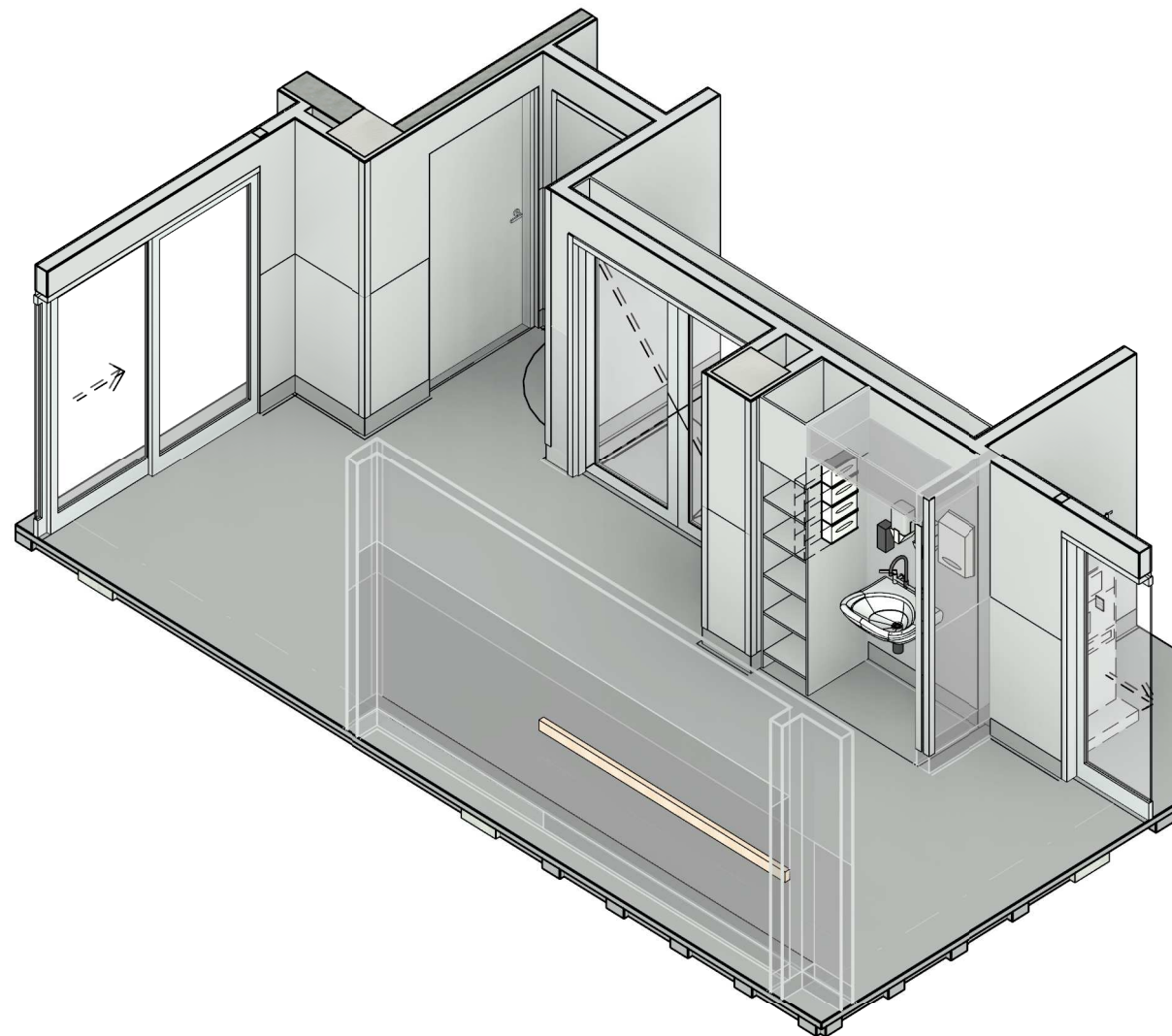
ISSUED FOR INFORMATION

DRAWING TITLE

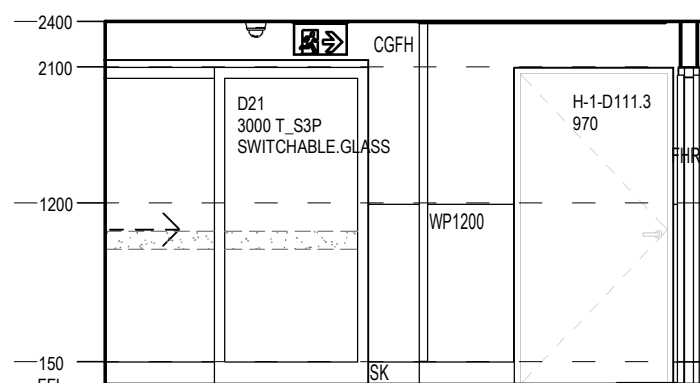
CORRIDOR

SCALE 1 : 50@A3 DATE 01/25/21 DRAWN BY AA CHECKED SS

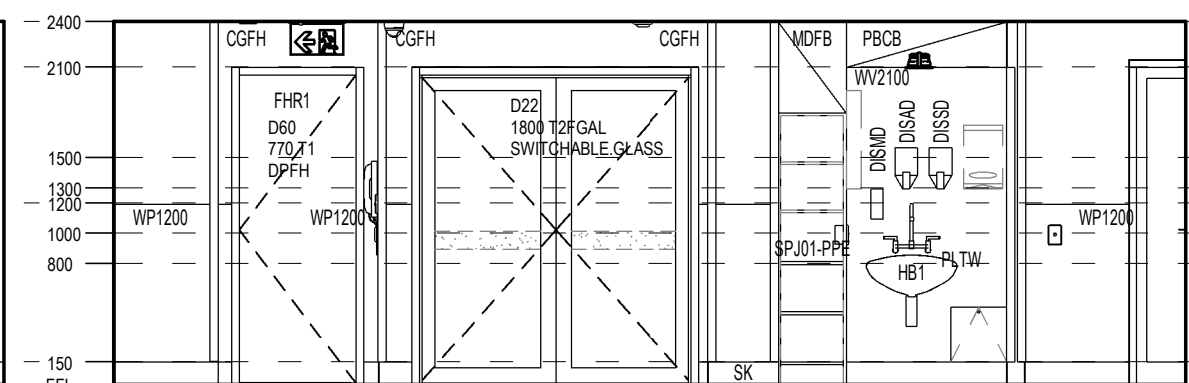
PROJECT No 10465 DRAWING No A65-ICU.H.136 REVISION E



1 ICU.H.137 - CORRIDOR
SCALE: 1 : 50



C ELEVATION
SCALE: 1 : 50




D ELEVATION
SCALE: 1 : 50

DIMENSIONS
USE FIGURED DIMENSIONS, DO NOT SCALE. CONTRACTORS MUST
VERIFY ALL DIMENSIONS ON THE SITE BEFORE COMMENCING ANY
WORK OR MAKING ANY SHOP DRAWING WHICH MUST BE SUBMITTED
AND REVIEWED BEFORE MANUFACTURE.

COPYRIGHT
ALL RIGHTS RESERVED. THIS WORK IS COPYRIGHT AND CANNOT BE
REPRODUCED OR COPIED IN ANY FORM OR BY ANY MEANS
(GRAPHIC, ELECTRONIC OR MECHANICAL, INCLUDING
PHOTOCOPYING) WITHOUT THE WRITTEN PERMISSION OF THE
PRINCIPAL UNDER THE TERMS OF THE CONTRACT. ANY LICENCE,
EXPRESS OR IMPLIED, TO USE THE DOCUMENT FOR ANY PURPOSE
WHATSOEVER IS RESTRICTED TO THE TERMS OF THE AGREEMENT
OR IMPLIED AGREEMENT WITH THE PRINCIPAL UNDER THE TERMS
OF THE CONTRACT.

ALSO REFER TO STH STANDARD SERVICE POINTS
DISCLAIMER AND FF&E SPECIFICATION NOTES

CLIENT



RHH

ROYAL HOBART HOSPITAL

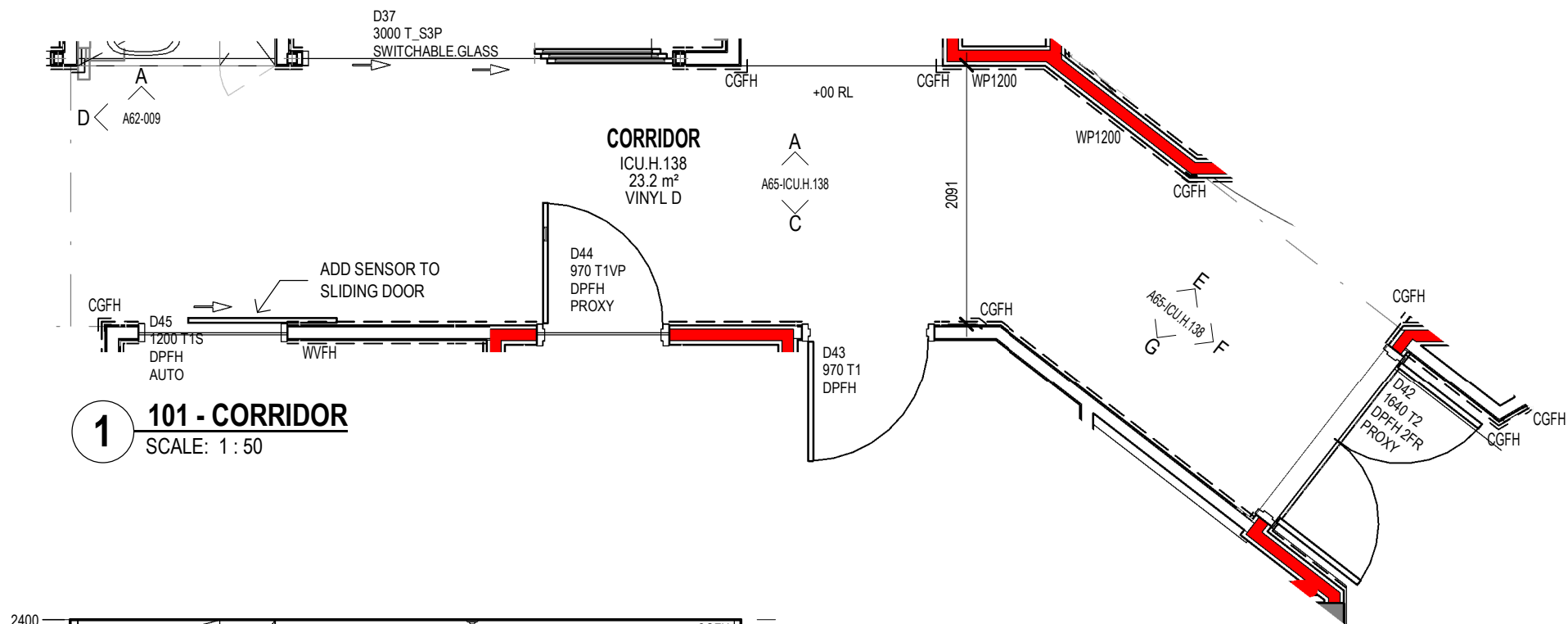
PROJECT

**RHH - ICU EXPANSION, H BLOCK,
LEVEL ONE**

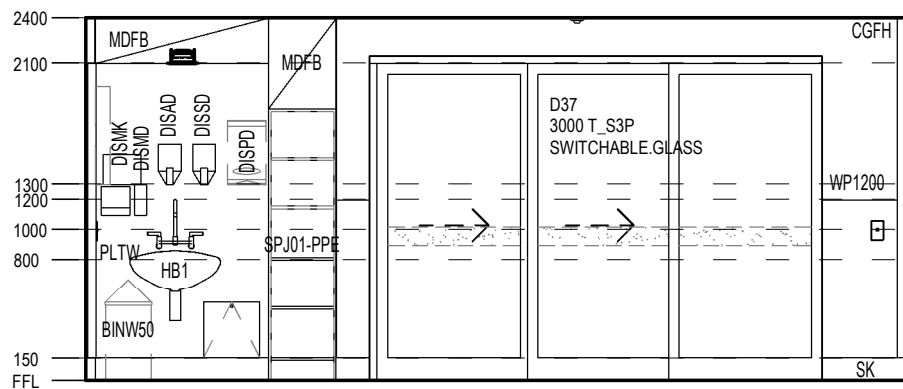
48 LIVERPOOL STREET, HOBART

ISSUED FOR INFORMATION

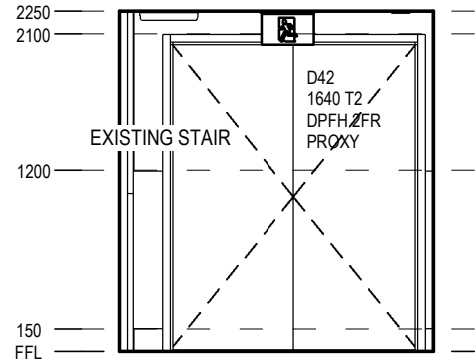
DRAWING TITLE			
CORRIDOR			
SCALE	DATE	DRAWN BY	CHECKED
1 : 50@A3	01/25/21	AA	SS
PROJECT No	DRAWING No	REVISION	
10465	A65-ICU.H.137	E	



1 101 - CORRIDOR
SCALE: 1 : 50

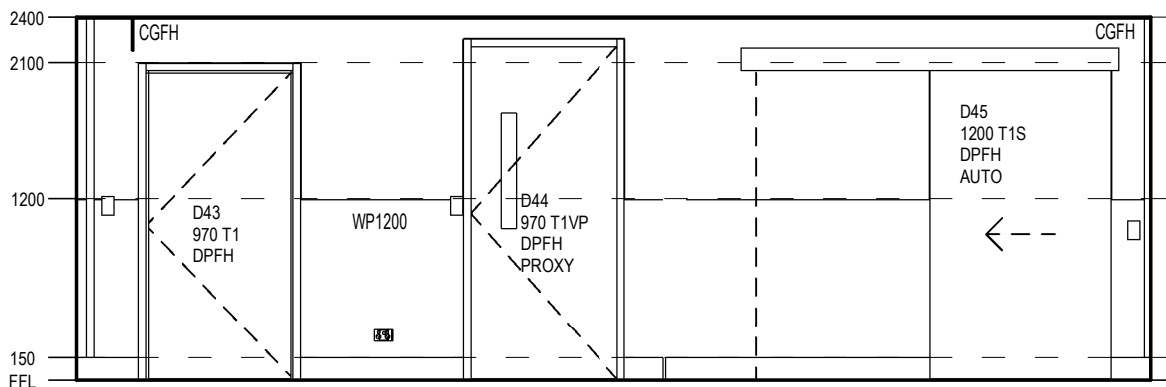


A ELEVATION
SCALE: 1 : 50

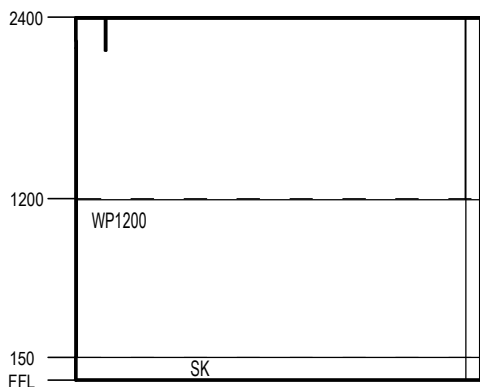


F ELEVATION
SCALE: 1 : 50

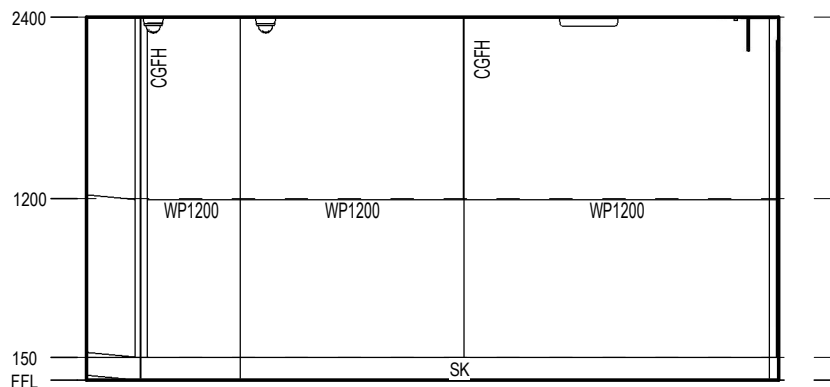
FFE - ICU.H.138	
Keynote	Description
CGFH	
MFT	MINERAL FIBRE TILE CEILING 600 X 1200
PBC	PLASTERBOARD CEILING FLUSH
T1VP	Door - Single Leaf Fire Rated with Vision Panel
VINYL D	VINYL D
WP1200	WALL PROTECTION 1200H



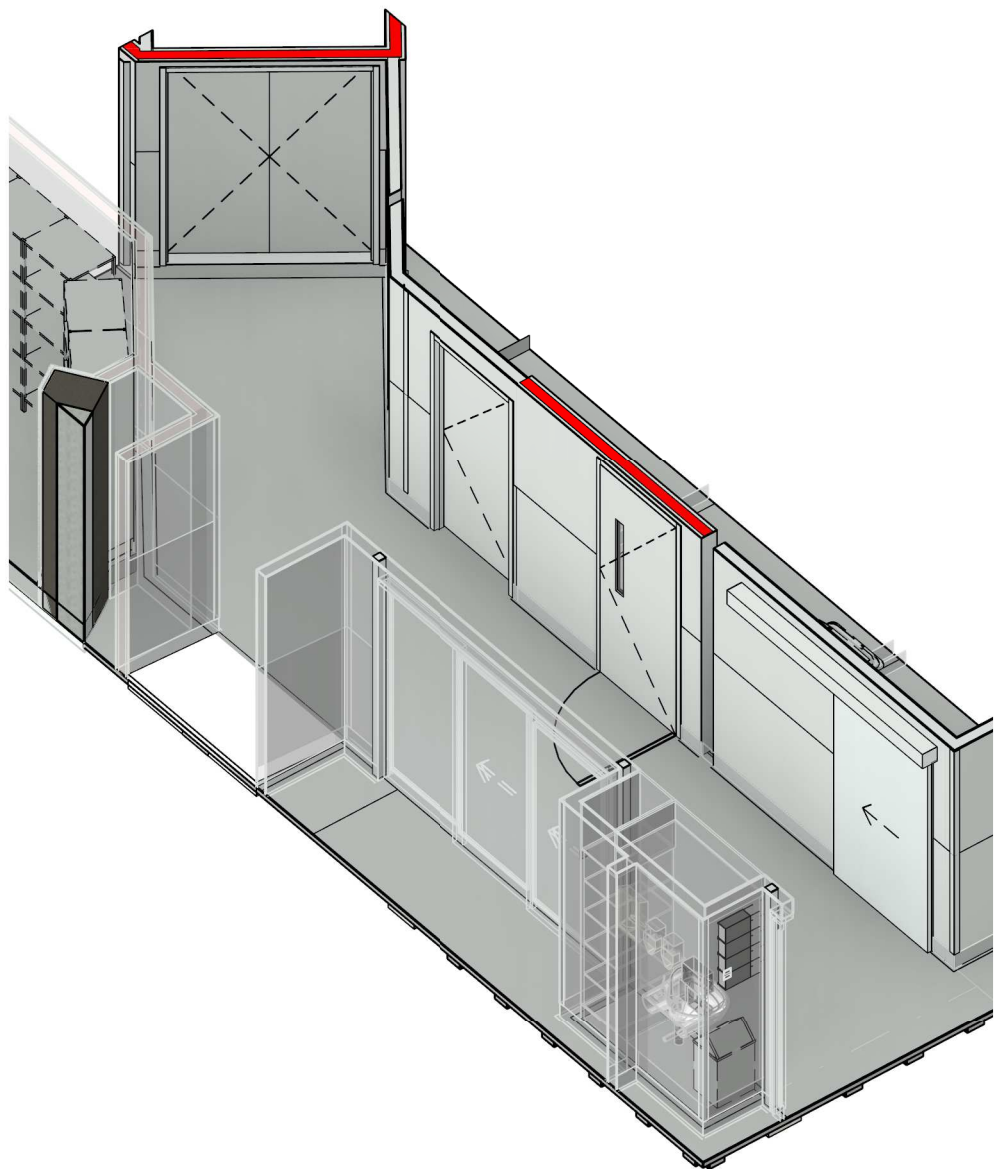
C ELEVATION
SCALE: 1 : 50



G ELEVATION
SCALE: 1 : 50



E ELEVATION
SCALE: 1 : 50



REV	DESCRIPTION	DRN	DATE
A	PROGRESS ISSUE FOR CLIENT	AA	26/03/2021
B	ISSUED FOR INFORMATION	AA	9/04/2021
C	ISSUED TO QUANTITY SURVEYOR	AA	21/05/2021
D	ISSUED FOR PRE-TENDER	AA	26/05/2021
E	ISSUED FOR TENDER	AA	03/06/2021

DIMENSIONS
USE FIGURED DIMENSIONS. DO NOT SCALE. CONTRACTORS MUST VERIFY ALL DIMENSIONS ON THE SITE BEFORE COMMENCING ANY WORK OR MAKING ANY SHOP DRAWING WHICH MUST BE SUBMITTED AND REVIEWED BEFORE MANUFACTURE.

COPYRIGHT
ALL RIGHTS RESERVED. THIS WORK IS COPYRIGHT AND CANNOT BE REPRODUCED OR COPIED IN ANY FORM OR BY ANY MEANS (GRAPHIC, ELECTRONIC OR MECHANICAL, INCLUDING PHOTOCOPYING) WITHOUT THE WRITTEN PERMISSION OF THE PRINCIPAL UNDER THE TERMS OF THE CONTRACT. ANY LICENCE, EXPRESS OR IMPLIED, TO USE THE DOCUMENT FOR ANY PURPOSE WHATSOEVER IS RESTRICTED TO THE TERMS OF THE AGREEMENT OR IMPLIED AGREEMENT WITH THE PRINCIPAL UNDER THE TERMS OF THE CONTRACT.

ALSO REFER TO STH STANDARD SERVICE POINTS DISCLAIMER AND FF&E SPECIFICATION NOTES

ARCHITECTS

BPSM architects
Bush Parkes Shugg & Moon

STH

ABN: 21 134 476 065
PELACO COMPLEX, BUILDING 3, LEVEL 2
21-31 GOODWOOD ST, RICHMOND VIC 3121, AUSTRALIA
PH: (03) 9885 2333 FAX: (03) 9885 2455

THIS ARCHITECTURAL DESIGN IS THE COPYRIGHT OF SILVER THOMAS HANLEY (AUS) PTY LTD ABN 21 134 476 065 AND SHALL NOT BE REPRODUCED WITHOUT THEIR WRITTEN PERMISSION

CLIENT

RHH
ROYAL HOBART HOSPITAL

PROJECT

RHH - ICU EXPANSION, H BLOCK, LEVEL ONE
48 LIVERPOOL STREET, HOBART

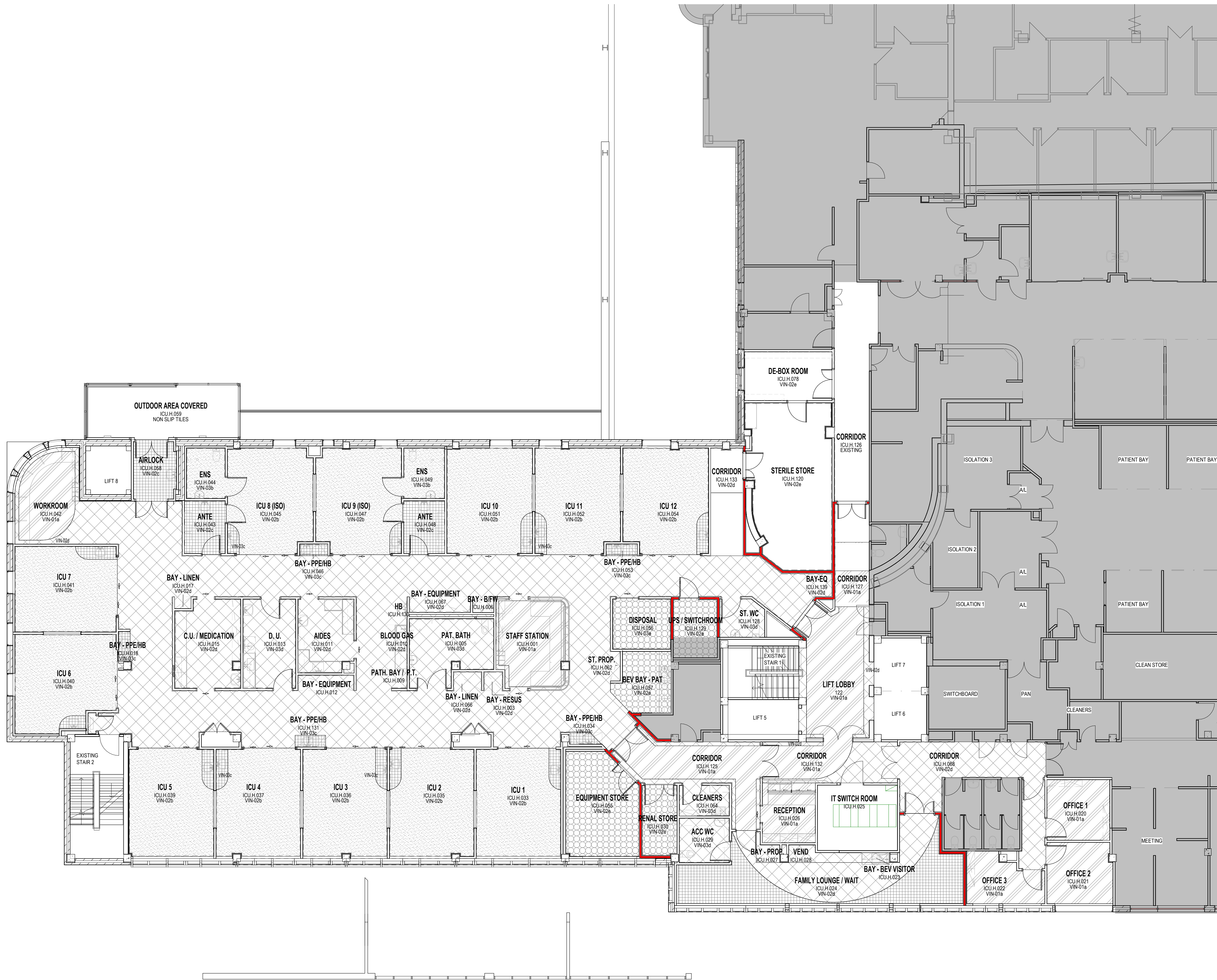
ISSUED FOR INFORMATION

DRAWING TITLE

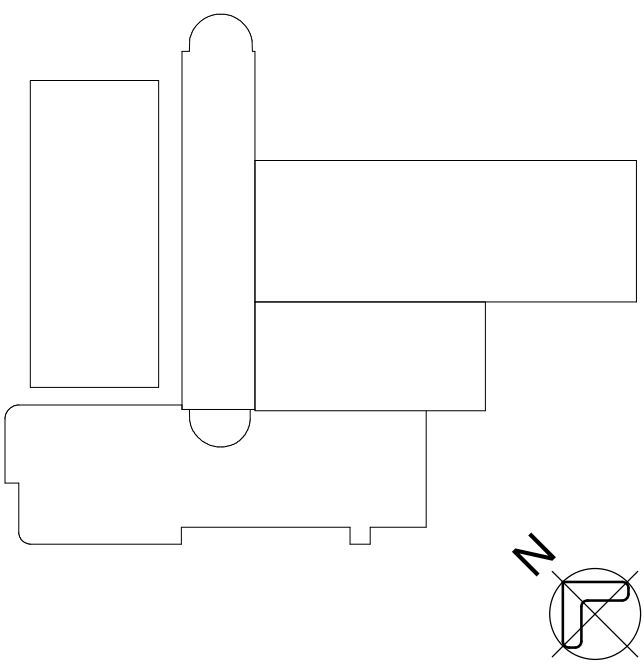
CORRIDOR

SCALE 1 : 50@A3 DATE 01/25/21 DRAWN BY AA CHECKED SS

PROJECT No 10465 DRAWING No A65-ICU.H.138 REVISION **E**



KEY PLAN



REV	DESCRIPTION	DRN	DATE
A	ISSUED TO QUANTITY SURVEYOR	AA	21/05/2021
B	ISSUED FOR PRE-TENDER	AA	28/05/2021

COPYRIGHT

ALL RIGHTS RESERVED. THIS WORK IS COPYRIGHT AND CANNOT BE REPRODUCED OR COPIED IN ANY FORM OR BY ANY MEANS (GRAPHIC, ELECTRONIC OR MECHANICAL, INCLUDING PHOTOCOPYING) WITHOUT THE WRITTEN PERMISSION OF THE PRINCIPAL UNDER THE TERMS OF THE CONTRACT. ANY LICENCE, EXPRESS OR IMPLIED, TO USE THE DOCUMENT FOR ANY PURPOSE WHATSOEVER IS RESTRICTED TO THE TERMS OF THE AGREEMENT OR IMPLIED AGREEMENT WITH THE PRINCIPAL UNDER THE TERMS OF THE CONTRACT.

DIMENSIONS

USE FIGURED DIMENSIONS, DO NOT SCALE. CONTRACTORS MUST VERIFY ALL DIMENSIONS ON THE SITE BEFORE COMMENCING ANY WORK OR MAKING ANY SHOP DRAWING WHICH MUST BE SUBMITTED AND REVIEWED BEFORE MANUFACTURE.

FIXTURES, FITTINGS & EQUIPMENT SPECIFICATIONS

SUBSTITUTE FF&E EQUIPMENT SPECIFICATIONS
THE FIT-OUT DESIGN AND DOCUMENTATION HAS BEEN COMPLETED ON THE BASIS OF FF&E AND EQUIPMENT ADVISED TO THIS OFFICE AT THE TIME OF BRIEFING THE DESIGN. THE DESIGN PROVISIONS FOR FF&E AND EQUIPMENT INCORPORATES SPATIAL ALLOCATIONS, SERVICES, LOADING AND ACCESS CLEARANCES AND WHERE APPROPRIATE SERVICES REQUIREMENTS, HAVING DUE REGARD FOR SURROUNDING FIXTURES AND FITTINGS. IT SHOULD BE NOTED THAT SUBSTITUTE FF&E OR EQUIPMENT WITH ALTERNATE SPECIFICATIONS SHOULD NOT BE PROCURED PRIOR TO VALIDATING THOSE SPECIFICATIONS AGAINST THE ITEM CONTROL SCHEDULE AND DESIGN PROVISIONS IN THE MODEL. THIS OFFICE ACCEPTS NO RESPONSIBILITY FOR THE PROCUREMENT OF SUBSTITUTE FF&E AND EQUIPMENT WHICH HAS NOT BEEN REVIEWED AND VALIDATED AGAINST THE ORIGINAL DESIGN PROVISIONS.

SERVICE POINTS DISCLAIMER

THE SERVICE POINTS IDENTIFIED ON THESE DRAWINGS HAVE BEEN OVERLAYED FROM THE BUILDING SERVICES ENGINEERING MODEL AND ARE PROVIDED FOR INFORMATION AND SET-OUT PURPOSES ONLY. WE HAVE BEEN ADVISED BY THE SERVICES ENGINEERS THAT THE POINTS REPRESENTED ON THESE DRAWINGS ARE CORRECT AT THE TIME OF PUBLICATION. THIS OFFICE DOES NOT WARRANT THE ACCURACY OF THIS DATA. REFER TO THE BUILDING SERVICES ENGINEERING DOCUMENTATION FOR THE INSTALLATION OF THE SERVICES POINTS, AND THE INTERFACE BETWEEN THE SERVICES POINTS AND THE RESPECTIVE ENGINEERING SYSTEMS.

ISSUED FOR INFORMATION

ARCHITECTS

BPSM architects **STH**
Bryan Parker Shugg & Moore

ABN: 21 134 476 065
PELACO COMPLEX, BUILDING 3, LEVEL 2
21-31 GOODWOOD ST, RICHMOND VIC 3121, AUSTRALIA
PH: (03) 9885 2533 FAX: (03) 9885 2455

THIS ARCHITECTURAL DESIGN IS THE COPYRIGHT OF
SILVER THOMAS HANLEY (AUS) PTY LTD ABN 21 134 476 065
AND SHALL NOT BE REPRODUCED WITHOUT THEIR WRITTEN PERMISSION

CLIENT



RHH
ROYAL HOBART HOSPITAL

PROJECT

RHH - ICU EXPANSION, H BLOCK, LEVEL ONE
48 LIVERPOOL STREET, HOBART

DRAWING TITLE

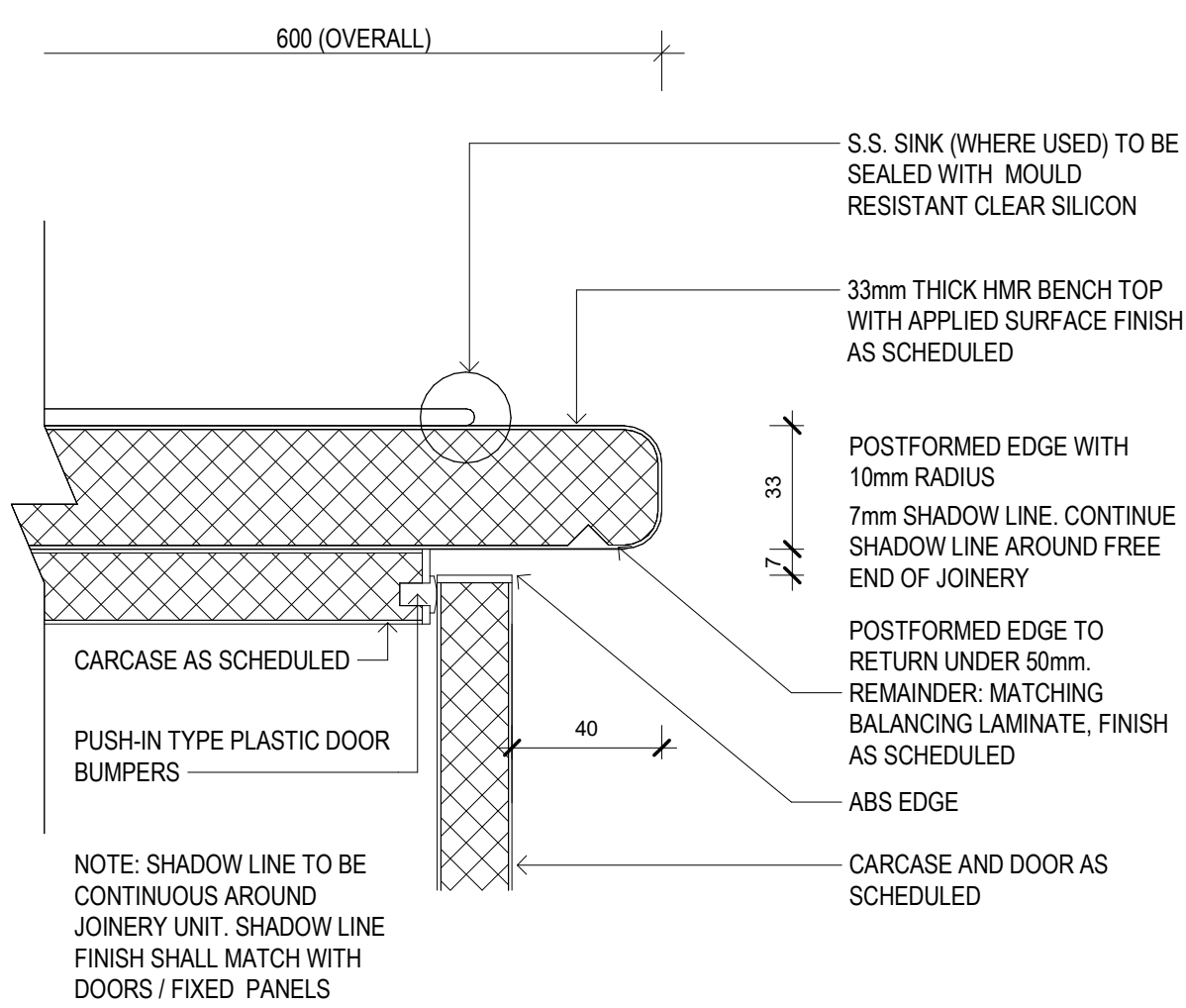
FINISHES FLOOR PLAN - LEVEL 01 - ICU

SCALE 1:100@A1 DATE 04/14/21 DRAWN BY AA CHECKED SS

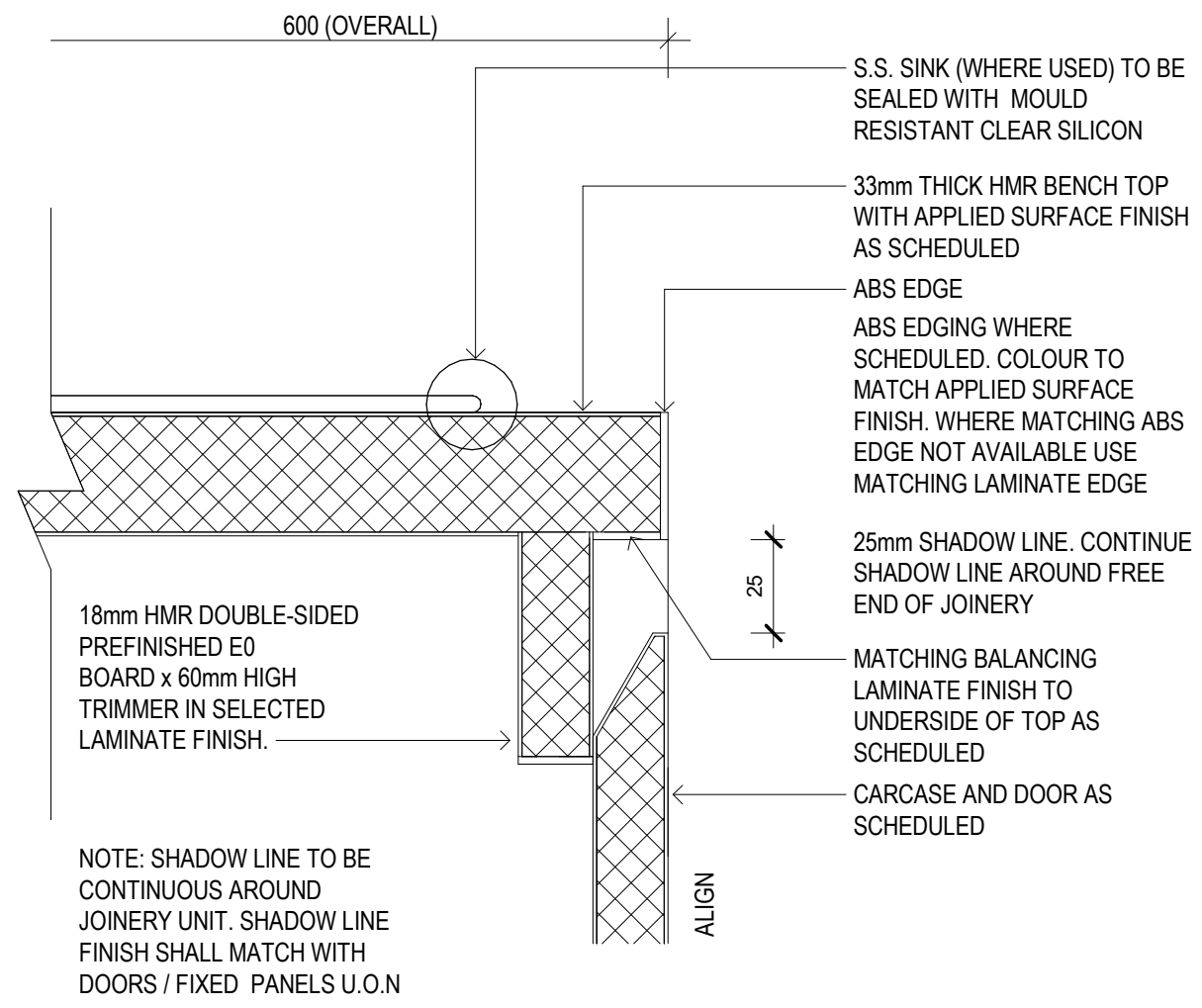
PROJECT No 10465 DRAWING No A68-001 REVISION

10465 A68-001

B



Joinery Detail - Typical Bench Edge Postformed - With Door



Joinery Detail - Typical Bench Edge ABS - With Concealed Finger Pull Door

REBATED CONTINUOUS LED STRIP WITH OPAL DIFFUSER AS SPECIFIED.

WALL TYPE AS SCHEDULED

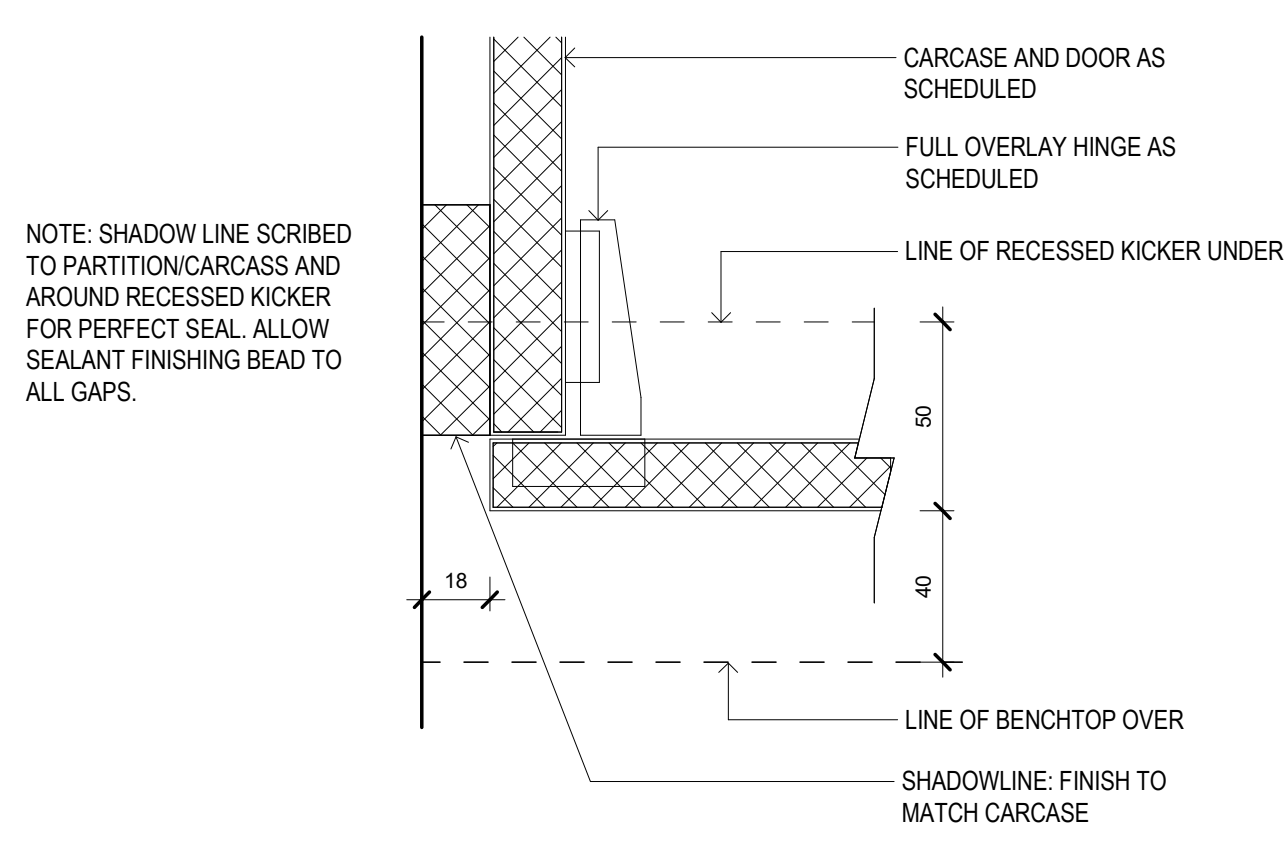
SPLASHBACK FINISH AS SPECIFIED

25
NOM

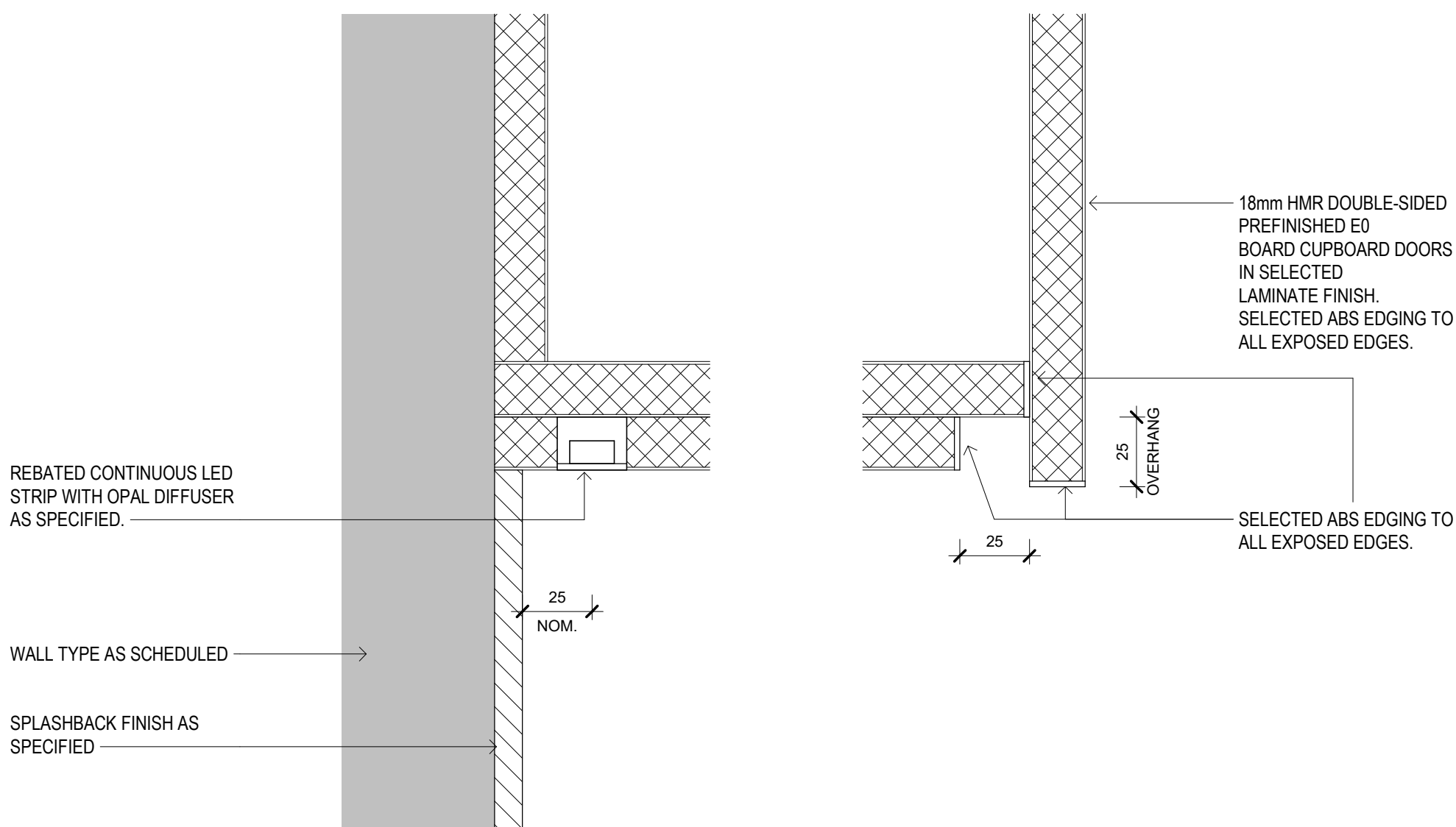
LINE OF CARCASS BEYOND

18mm HMR PREFINISHED EDGE BOARD IN SELECTED LAMINATE FINISH. SELECTED ABS EDGING TO ALL EXPOSED EDGES.

Joinery Detail - Typical Concealed LED to OB - No Door



Joinery Detail - Typical Jamb to Wall - With Door



Joinery Detail - Typical Concealed LED to OB - With Door

Technical drawing of a door threshold detail. The drawing shows a cross-section of a door frame and threshold. Key components and labels include:

- CARCASE AS SCHEDULED
- VENT
- 50 (dimension)
- DOOR FINISH AS SCHEDULED
- BASE OF UNDERBENCH JOINERY UNIT CUT BACK FOR FLOW THRU VENTILATION
- ABS EDGE
- RECESSED KICKER FINISH AS SCHEDULED
- FLOOR FINISH AS SCHEDULED

Diagram illustrating the cross-section of a door frame assembly. The assembly includes a carcass (hatched area) and an ABS edge. The carcass is labeled "CARCASE AS SCHEDULED". The ABS edge is labeled "ABS EDGE". The recessed kicker is labeled "RECESSED KICKER. FINISH AS SCHEDULED". The floor finish is labeled "FLOOR FINISH AS SCHEDULED". A dimension of 50 is indicated for the recessed kicker.

Technical drawing of a door threshold assembly. The drawing includes a cross-section view on the left and an elevation view on the right. The cross-section shows a horizontal threshold with a hatched pattern, labeled "CARCASE, AS SCHEDULED". The elevation view shows the threshold with a hatched pattern, labeled "DOOR FINISH AS SCHEDULED". A vertical line on the right is labeled "ABS EDGE". A dimension line indicates a width of "50". Below the threshold, a horizontal line is labeled "RECESSED KICKER, FINISH AS SCHEDULED". The floor surface is labeled "FLOOR FINISH AS SCHEDULED".

Technical drawing showing a cross-section of a window sill detail. The drawing illustrates the connection between the window frame (labeled 'CARCASE AS SCHEDULED') and the wall/floor structure. The window frame is shown with a cross-hatched pattern. The wall/floor structure is shown with a solid pattern. The drawing includes a dimension line indicating a distance of '90' between the window frame and the wall/floor structure. The wall/floor structure is labeled 'ABS EDGE'. The window frame is labeled 'RECESSED KICKER CONTINUOUS BETWEEN JOINERY UNITS AND RETURNED AROUND SIDING END WHERE CARCASE EXPOSED. SCRIBE AND SEAL TO COVER SKIRTING'. The floor finish is labeled 'FLOOR FINISH AS SCHEDULED'.

Technical drawing showing a cross-section of a door threshold detail. The drawing illustrates the connection between the door, the carcase, and the floor. Key components and labels include:

- CARCASE AS SCHEDULED**: Points to the upper part of the door frame.
- DOOR FINISH AS SCHEDULED**: Points to the outer surface of the door.
- ABS EDGE**: Points to the bottom edge of the door frame.
- 90**: A dimension line indicating a 90-degree angle or distance.
- RECESSED KICKER CONTINUOUS BETWEEN JOINERY UNITS AND RETURNED AROUND SIDING WHERE CARCASE EXPOSED. SCRIBE AND SEAL TO COVED SKIRTING.**: A detailed description of the bottom edge of the door frame.
- FLOOR FINISH AS SCHEDULED**: Points to the floor surface below the threshold.

Joinery Detail - Typical Kicker Coved - With Door

[illegible]

COPYRIGHT

ALL RIGHTS RESERVED. THIS WORK IS COPYRIGHTED AND CANNOT BE REPRODUCED OR TRANSMITTED IN ANY FORM OR BY ANY MEANS, ELECTRONIC OR MECHANICAL, INCLUDING PHOTOCOPYING, WITHOUT THE WRITTEN PERMISSION OF THE PRINCIPAL AUTHOR. THE USER OF THIS DOCUMENT AGREES TO HOLD THE PRINCIPAL AUTHOR HARMLESS FROM THE DOCUMENT FOR ANY PURPOSE WHATSOEVER IS RESTRICTED TO THE TERMS OF THE LICENSE OR IMPLIES AN ENDORSEMENT OF THE MATERIAL UNDER THE TERMS OF THE CONTRACT.

DIMENSIONS

USE FIGURED DIMENSIONS, **DO NOT SCALE**. CONTRACTORS MUST **VERIFY ALL DIMENSIONS ON THE SITE BEFORE COMMENCING ANY WORK**. DIMENSIONS MAY VARY FROM THE DRAWING WHICH MUST BE SUBMITTED AND REVIEWED BEFORE MANUFACTURE.

FIXTURES, FITTINGS & EQUIPMENT SPECIFICATIONS

SUBSTITUTE FIXTURE, FITTING & EQUIPMENT SPECIFICATIONS
THE USER OF THIS DOCUMENT AGREES TO HOLD THE PRINCIPAL AUTHOR HARMLESS FROM THE DRAWING FOR ANY PURPOSE WHATSOEVER IS RESTRICTED TO THE TERMS OF THE LICENSE OR IMPLIES AN ENDORSEMENT OF THE MATERIAL UNDER THE TERMS OF THE CONTRACT.

SUBSTITUTE FIXTURE, FITTING & EQUIPMENT SPECIFICATIONS ON THE BASIS OF PRICED AND ACCEPTED AVAILABILITY TO THIS OFFICE AT THE TIME OF THE DESIGN. THE USER OF THIS DOCUMENT AGREES TO HOLD THE PRINCIPAL AUTHOR HARMLESS FROM THE DRAWING FOR ANY PURPOSE WHATSOEVER IS RESTRICTED TO THE TERMS OF THE LICENSE OR IMPLIES AN ENDORSEMENT OF THE MATERIAL UNDER THE TERMS OF THE CONTRACT.

ALLOCATIONS, SERVICES, LOADING AND ACCESS CLEARANCES AND WEIGHTS
THE USER OF THIS DOCUMENT AGREES TO HOLD THE PRINCIPAL AUTHOR HARMLESS FROM THE DRAWING FOR ANY PURPOSE WHATSOEVER IS RESTRICTED TO THE TERMS OF THE LICENSE OR IMPLIES AN ENDORSEMENT OF THE MATERIAL UNDER THE TERMS OF THE CONTRACT.

WITH TENSILE STRUTTING SYSTEMS SHALL NOT BE PROVIDED FOR VALIDATING THE DESIGN. THE USER OF THIS DOCUMENT AGREES TO HOLD THE PRINCIPAL AUTHOR HARMLESS FROM THE DRAWING FOR ANY PURPOSE WHATSOEVER IS RESTRICTED TO THE TERMS OF THE LICENSE OR IMPLIES AN ENDORSEMENT OF THE MATERIAL UNDER THE TERMS OF THE CONTRACT.

PROVIDED IN THE MODEL. THIS OFFICE ACCEPTS NO RESPONSIBILITY FOR THE DESIGN OR CONSTRUCTION OF THE STRUCTURE. THE USER OF THIS DOCUMENT AGREES TO HOLD THE PRINCIPAL AUTHOR HARMLESS FROM THE DRAWING FOR ANY PURPOSE WHATSOEVER IS RESTRICTED TO THE TERMS OF THE LICENSE OR IMPLIES AN ENDORSEMENT OF THE MATERIAL UNDER THE TERMS OF THE CONTRACT.

REVIEWED AND VALIDATED AGAINST THE ORIGINAL DESIGN PROVIDED.

SERVICE POINTS DISCLAIMER

THE SERVICE POINTS IDENTIFIED ON THESE DRAWINGS HAVE BEEN OBTAINED FROM THE USER OF THIS DOCUMENT. THE USER OF THIS DOCUMENT AGREES TO HOLD THE PRINCIPAL AUTHOR HARMLESS FROM THE DRAWING FOR ANY PURPOSE WHATSOEVER IS RESTRICTED TO THE TERMS OF THE LICENSE OR IMPLIES AN ENDORSEMENT OF THE MATERIAL UNDER THE TERMS OF THE CONTRACT.

AND SET-OUT POINTS ONLY. WE HAVE BEEN ADVISED BY THE SERVICES ENGINEER THAT THE USER OF THIS DOCUMENT AGREES TO HOLD THE PRINCIPAL AUTHOR HARMLESS FROM THE DRAWING FOR ANY PURPOSE WHATSOEVER IS RESTRICTED TO THE TERMS OF THE LICENSE OR IMPLIES AN ENDORSEMENT OF THE MATERIAL UNDER THE TERMS OF THE CONTRACT.

PUBLICATION. THIS OFFICE DOES NOT WARRANT THE ACCURACY OF THE DATA. THE USER OF THIS DOCUMENT AGREES TO HOLD THE PRINCIPAL AUTHOR HARMLESS FROM THE DRAWING FOR ANY PURPOSE WHATSOEVER IS RESTRICTED TO THE TERMS OF THE LICENSE OR IMPLIES AN ENDORSEMENT OF THE MATERIAL UNDER THE TERMS OF THE CONTRACT.

OF THE SERVICES POINTS AND THE INTERFACE BETWEEN THE SERVICES POINTS AND THE STRUCTURE. THE USER OF THIS DOCUMENT AGREES TO HOLD THE PRINCIPAL AUTHOR HARMLESS FROM THE DRAWING FOR ANY PURPOSE WHATSOEVER IS RESTRICTED TO THE TERMS OF THE LICENSE OR IMPLIES AN ENDORSEMENT OF THE MATERIAL UNDER THE TERMS OF THE CONTRACT.

ISSUED FOR INFORMATION


- ARCHITECTS

BPSM architects

STH

ABN: 21 134 476 065
 PELACO COMPLEX, BUILDING 3, LEVEL 2
 21-31 GOODWOOD ST. RICHMOND VIC 3121, AUSTRALIA
 PH: (03) 5685 2333 FAX: (03) 5685 2455

THIS ARCHITECTURAL DESIGN IS THE COPYRIGHT OF
SILVER THOMAS HANLEY (AUS) PTY LTD ABN 21 134 476 066
AND SHALL NOT BE REPRODUCED WITHOUT THEIR WRITTEN PERMISSION



RHH
ROYAL HOBART HOSPITAL

- PROJECT

RHH - ICU EXPANSION

48 LIVERPOOL STREET, HOBART

- DRAWING TITLE

STANDARD JOINERY - TYPICAL DETAILS

SCALE _____ DATE _____ DRAWN BY _____ CHECK _____

PROJECT No. _____ DRAWING No. _____ REVISED _____

B



Diagram illustrating the Mobile Bench Under Unit assembly. The unit is shown with various components labeled:

- MOBILE BENCH UNDER UNIT AS CODED
- TOP HUB DOUBLE-SIDED PREFINISHED STANDARD IN SELECTED LAMINATE FINISH.
- FRONT SKIRTING ATTACHED TO BOTTOM DRAWER PANEL TO CONCEAL CASTOR
- FFL
- 50# CASTOR WHEEL TO BE FIXED TO THE INSIDE OF BOTTOM DRAWER @ FRONT EDGE BEHIND SKIRT. CASTOR TO PREVENT UNIT OVERBALANCING APPLIES TO ALL MOBILE DRAWER UNITS

NOT IN USE

Joinery Detail - Mobile Plinth - Typical Elevation



600 (OVERALL)
U.N.O.

40

SPLASHBACK AS SPECIFIED ON FITOUT PLANS

TOP/PARTITION JUNCTION:
SCRIBE TOP TO WALL SILICON
FINISHING BEAD (MAX 2mm).
COLOUR TO MATCH BENCHTOP

UNDERBENCH CUPBOARD
CARCASS - FINISH AS
SCHEDULED

33mm THICK HMR BENCH TOP
WITH APPLIED SURFACE FINISH
AS SCHEDULED

ABS EDGE
XXXXXXXXXX

POSTFORMED EDGE
XXXXXXXXXX

BX 1050mm HIGH
BH 900mm HIGH
BL 700mm HIGH

JOINERY CODED BH or BL or BX
FOLLOWED BY FINISH -
(SELECTED APPLIED SURFACE FINISH)
THEN LENGTH (eg BH L 1200)

ABS EDGE
XXXXXXXXXX

50

VOID

RECESSED KICKER
CONTINUOUS BETWEEN
JOINERY UNITS AND
RETURNED AROUND
SIDES/END WHERE CARCASS
EXPOSED. SCRIBE AND SEAL
TO COVERD SKIRTING.

SKIRTING AS SPECIFIED

Joinery Detail - Typical Carcase Sections - No Door

[illegible]

ISSUED FOR INFORMATION

ARCHITECTS



ABN: 21 134 478 065
PELACOMPLEX, BUILDING 3, LEVEL 2
21-31 GOODWOOD ST, RICHMOND VIC 3121, AUSTRALIA
PH: (03) 9686 2333 FAX: (03) 9685 2455

THIS ARCHITECTURAL DESIGN IS THE COPYRIGHT OF
SILVER THOMAS HANLEY (AUS) PTY LTD ABN 21 134 478 065
AND SHALL NOT BE REPRODUCED WITHOUT THEIR WRITTEN PERMISSION



PROJECT

RHH - ICU EXPANSION

48 LIVERPOOL STREET, HOBART

DRAWING TITLE

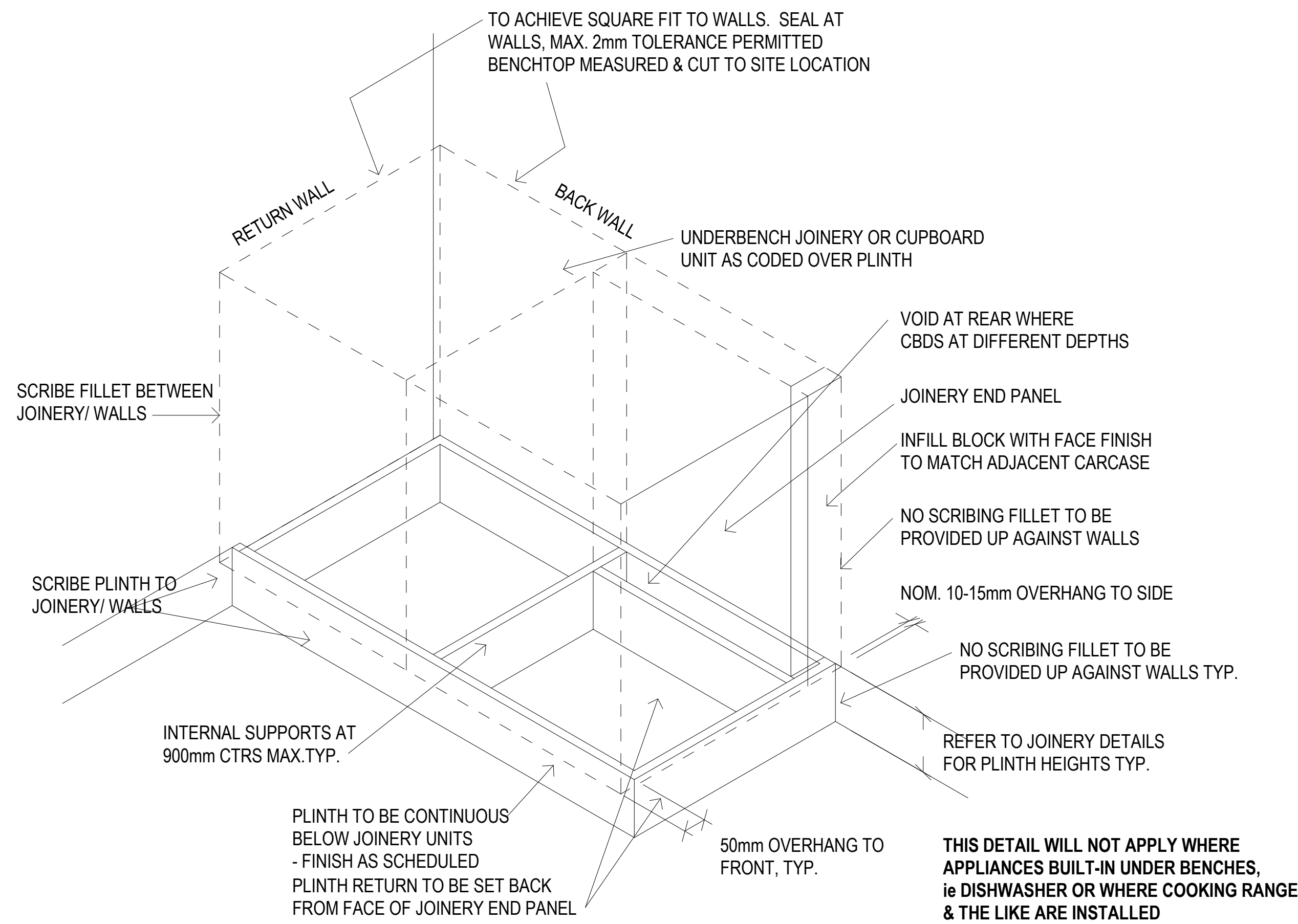
STANDARD JOINERY - TYPICAL DETAILS

SCALE _____ DATE _____ DRAWN BY _____ CHECKED _____
A: 00100/01 A.A. 00

indicated@A0

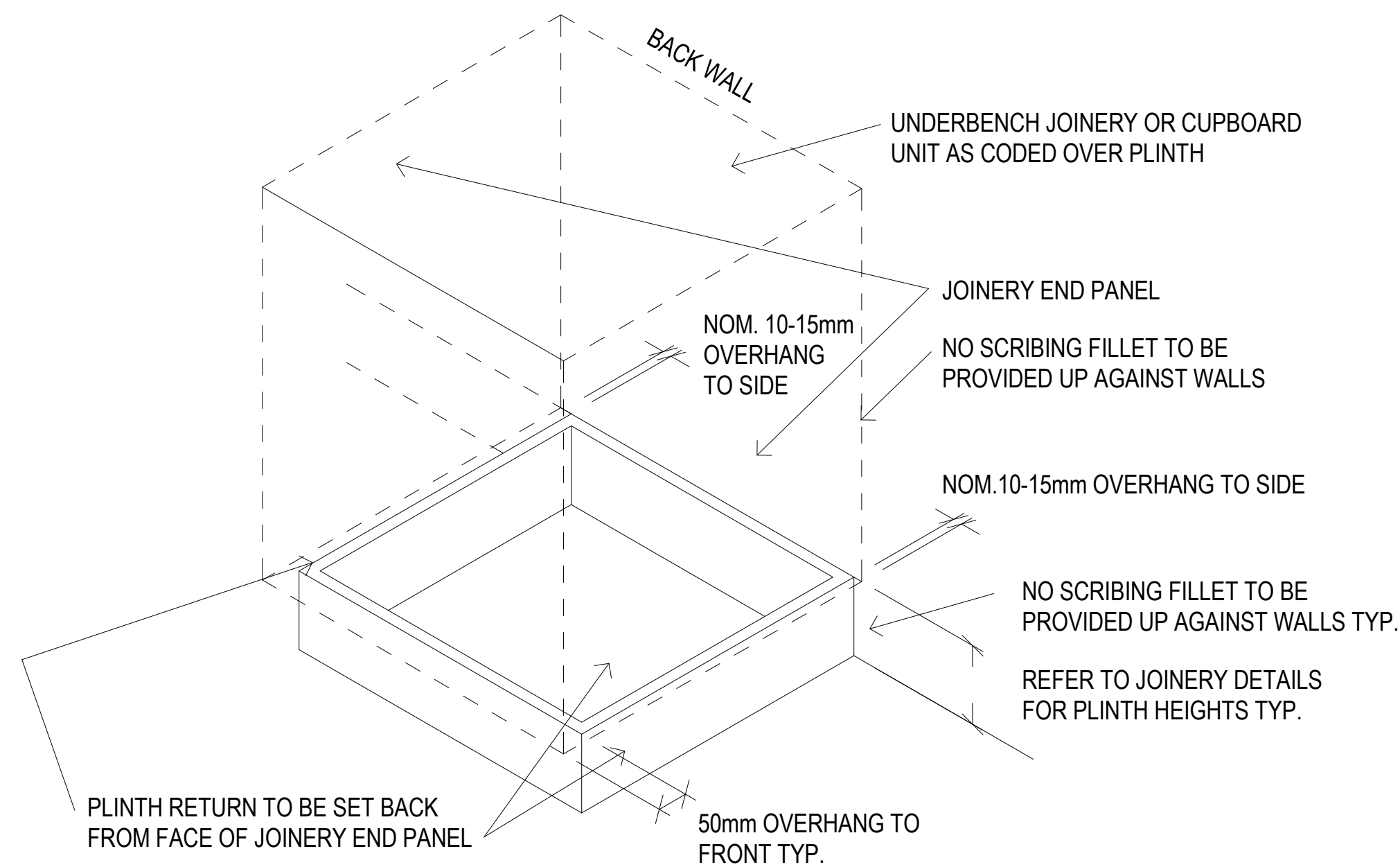
PROJECT NO. 10465 DRAWING NO. A70-002

Checked _____
 Division _____
B



PLINTH TO MULTIPLE JOINERY UNITS W/ DIFFERENT DEPTHS
(including cupboards and the like)

Joinery Detail - Plinth Isometric Detail - With Different Depths



PLINTH TO SINGLE JOINERY UNITS W/ TWO FREE ENDS
(including cupboards and the like)

Joinery Detail - Plinth Isometric Detail - With Two Free Ends

[illegible]

COPYRIGHT
ALL RIGHTS RESERVED. THIS WORK IS COPYRIGHT AND CANNOT BE REPRODUCED OR COPIED IN ANY FORM OR BY ANY MEANS (GRAPHIC, ELECTRONIC OR MECHANICAL, INCLUDING PHOTOCOPYING) WITHOUT THE WRITTEN PERMISSION OF THE PRINCIPAL UNDER THE TERMS OF THE CONTRACT. ANY LICENCE, EXPRESS OR IMPLIED, TO USE THE DOCUMENT FOR ANY PURPOSE WHATSOEVER IS RESTRICTED TO THE TERMS OF THE AGREEMENT OR IMPLIED AGREEMENT WITH THE PRINCIPAL UNDER THE TERMS OF THE CONTRACT.

DIMENSIONS

USE FIGURED DIMENSIONS, DO NOT SCALE. CONTRACTORS MUST VERIFY ALL DIMENSIONS ON THE SITE BEFORE COMMENCING ANY WORK OR MAKING ANY SHOP DRAWING WHICH MUST BE SUBMITTED AND REVIEWED BEFORE MANUFACTURE

FIXTURES, FITTINGS & EQUIPMENT SPECIFICATIONS

SUBSTITUTE FF&E EQUIPMENT SPECIFICATIONS
THE FIT-OUT DESIGN AND DOCUMENTATION HAS BEEN COMPLETED ON THE BASIS OF FF&E AND EQUIPMENT ADVISED TO THIS OFFICE AT THE TIME OF BRIEFING THE DESIGN. THE DESIGN PROVISIONS FOR FF&E AND EQUIPMENT INCORPORATES SPATIAL AND TURNING, SERVICE ACCESS, LOADING, TO ACCESS CLIMATE CONTROL SYSTEMS, APPROPRIATE SERVICES REQUIREMENTS, HAVING DUE REGARD FOR SURROUNDING FIXTURES AND FITTINGS. IT SHOULD BE NOTED THAT SUBSTITUTE FF&E OR EQUIPMENT WITH ALTERNATE SPECIFICATIONS SHOULD NOT BE PROCURED PRIOR TO VALIDATING THOSE SPECIFICATIONS AGAINST THE ITEM CONTROL SCHEDULE AND DESIGN. THE CONTRACTOR SHALL BE RESPONSIBLE FOR OBTAINING ALL NECESSARY PERMITS FOR THE PROCUREMENT OF SUBSTITUTE FF&E AND EQUIPMENT WHICH HAS NOT BEEN REVIEWED AND VALIDATED AGAINST THE ORIGINAL DESIGN PROVISIONS.

SERVICE POINTS DISCLAIMER

THE SERVICE POINTS IDENTIFIED ON THESE DRAWINGS HAVE BEEN OVERLAYED FROM THE BUILDING SERVICES ENGINEERING MODEL, AND ARE PROVIDED FOR INFORMATION AND SET-OUT PURPOSES ONLY. WE HAVE BEEN ADVISED BY THE SERVICES ENGINEERS THAT THE POINTS REPRESENTED ON THESE DRAWINGS ARE CORRECT AT THE TIME OF PUBLICATION. THIS OFFICE DOES NOT WARRANT THE ACCURACY OF THIS DATA. REFER TO THE BUILDING SERVICES ENGINEERING DOCUMENTATION FOR THE INSTALLATION OF THE SERVICE POINTS, AND THE INTERFACE BETWEEN THE SERVICE POINTS AND THE RESPECTIVE ENGINEERING SYSTEMS.

ISSUED FOR INFORMATION

ARCHITECTS

BPSM architects

STH

ABN: 21 134 476 065
 PELACO COMPLEX, BUILDING 3, LEVEL 2
 21-31 GOODWOOD ST, RICHMOND VIC 3121, AUSTRALIA
 PH: (03) 9685 2333 FAX: (03) 9685 2455

THIS ARCHITECTURAL DESIGN IS THE COPYRIGHT OF
SILVER THOMAS HANLEY (AUS) PTY LTD ABN 21 134 478 065
AND SHALL NOT BE REPRODUCED WITHOUT THEIR WRITTEN PERMISSION



RHH
ROYAL HOBART HOSPITAL

PROJECT

RHH - ICU EXPANSION

48 LIVERPOOL STREET, HOBART

DRAWING TITLE

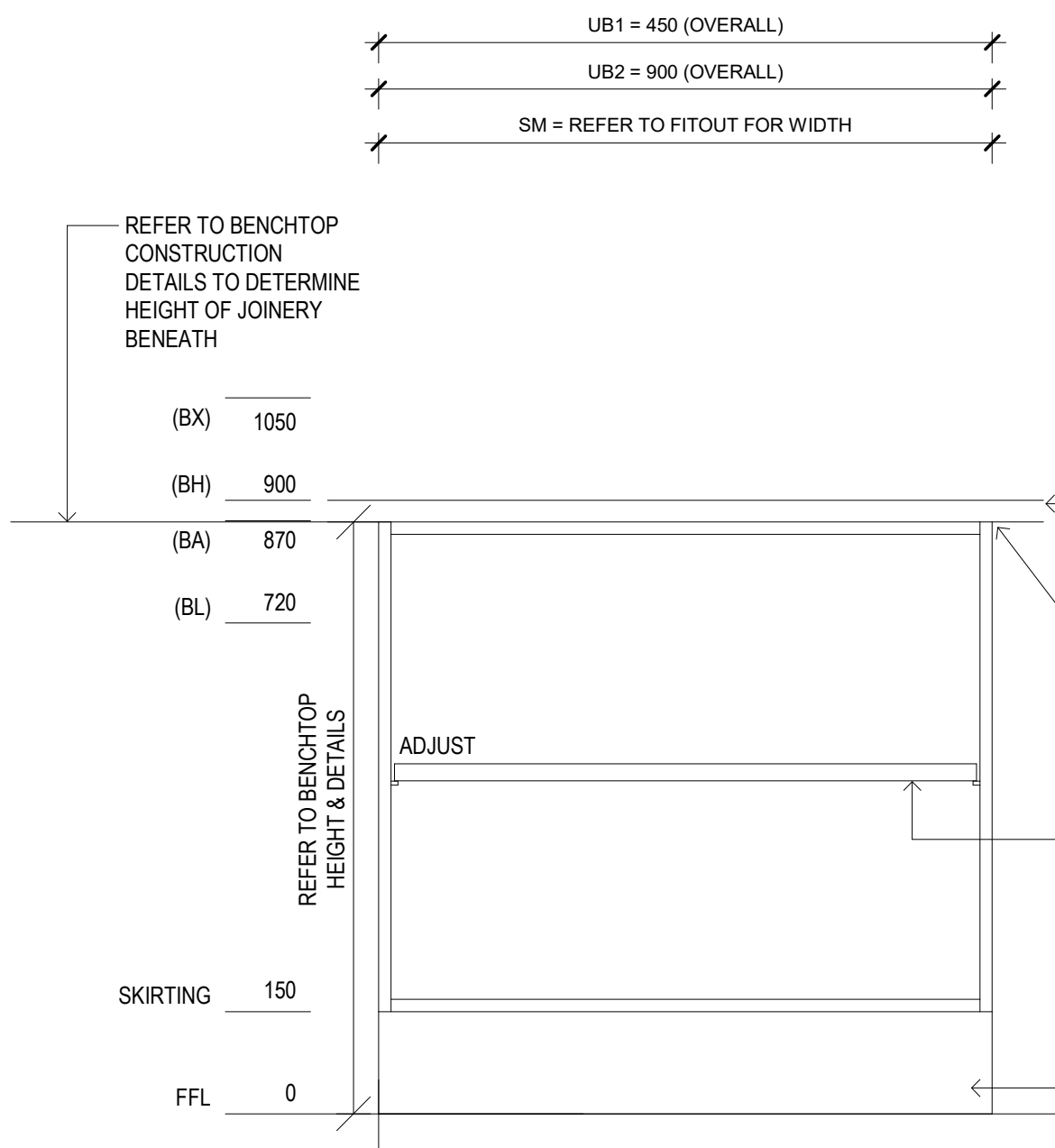
STANDARD JOINERY - TYPICAL DETAILS

SCALE: 1:10@A0 DATE: 03/06/21 DRAWN BY: AA CHECKED BY: SS

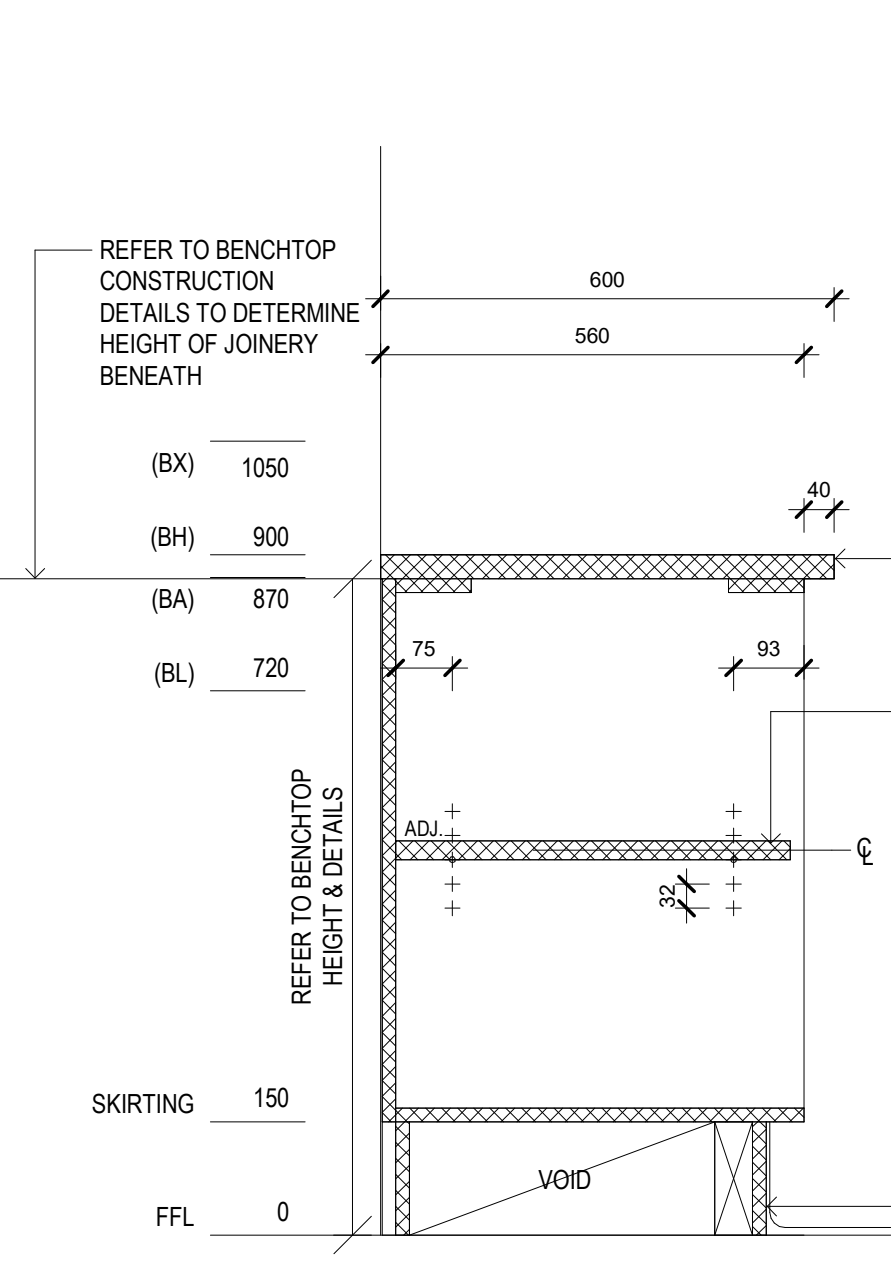
PROJECT No. _____ DRAWING No. _____ REVISED _____

10465 A70-003

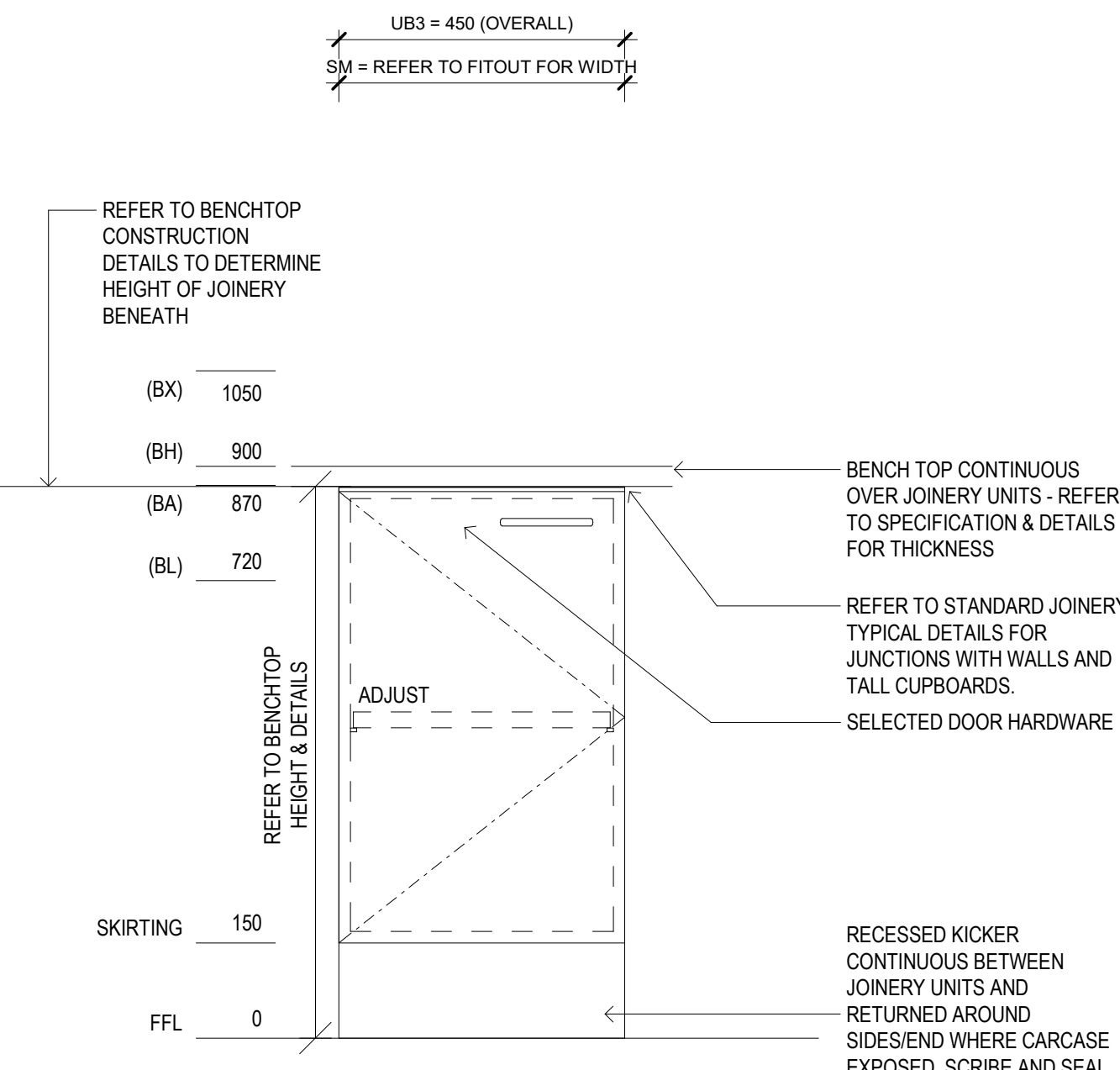
CHECKED _____
 DIVISION _____
B



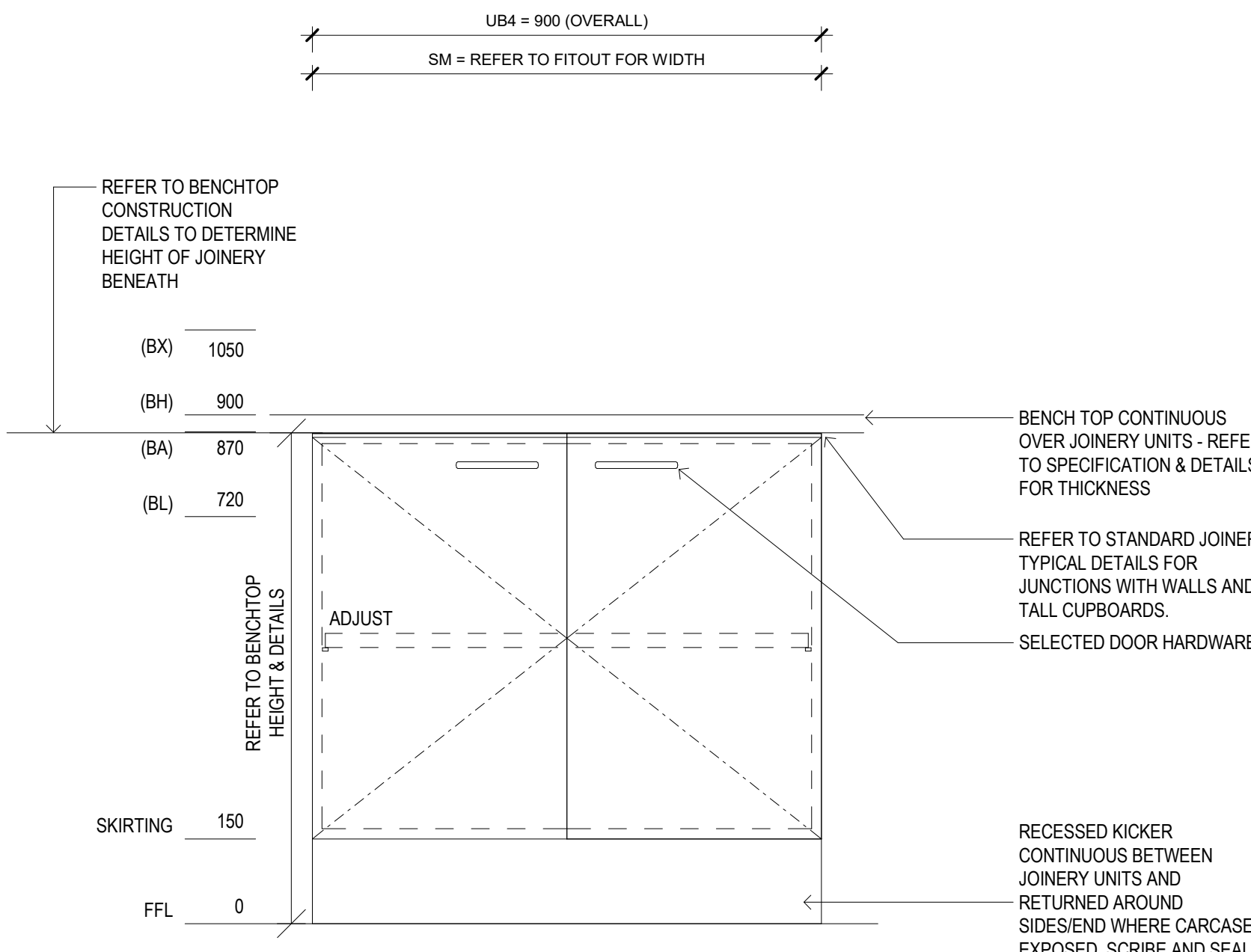
Joinery Detail - UB1/UB2 - Typical Elevation



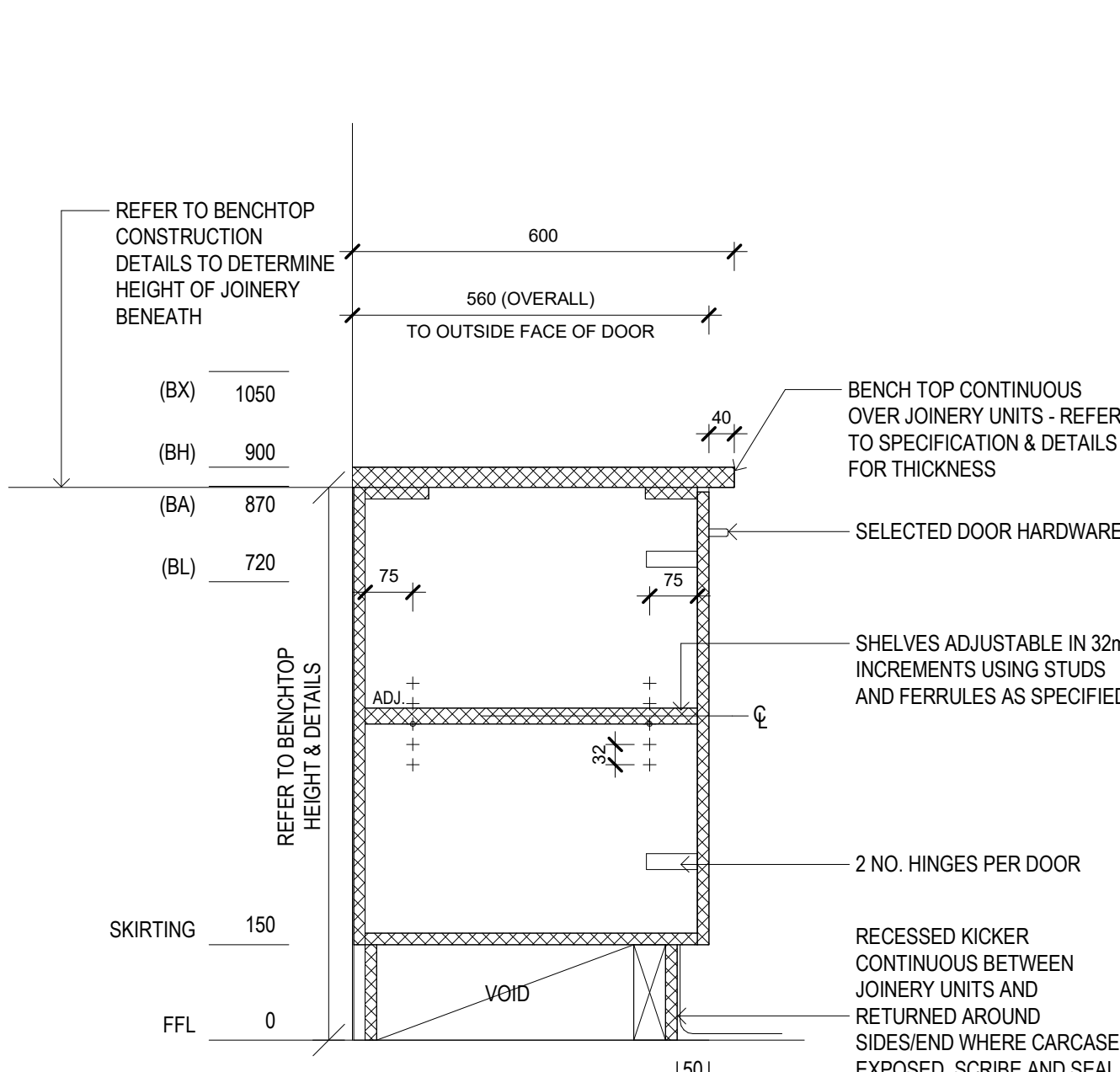
Joinery Detail - UB1/UB2 Typical Section



Joinery Detail - UB3 - Typical Elevation - Single Door



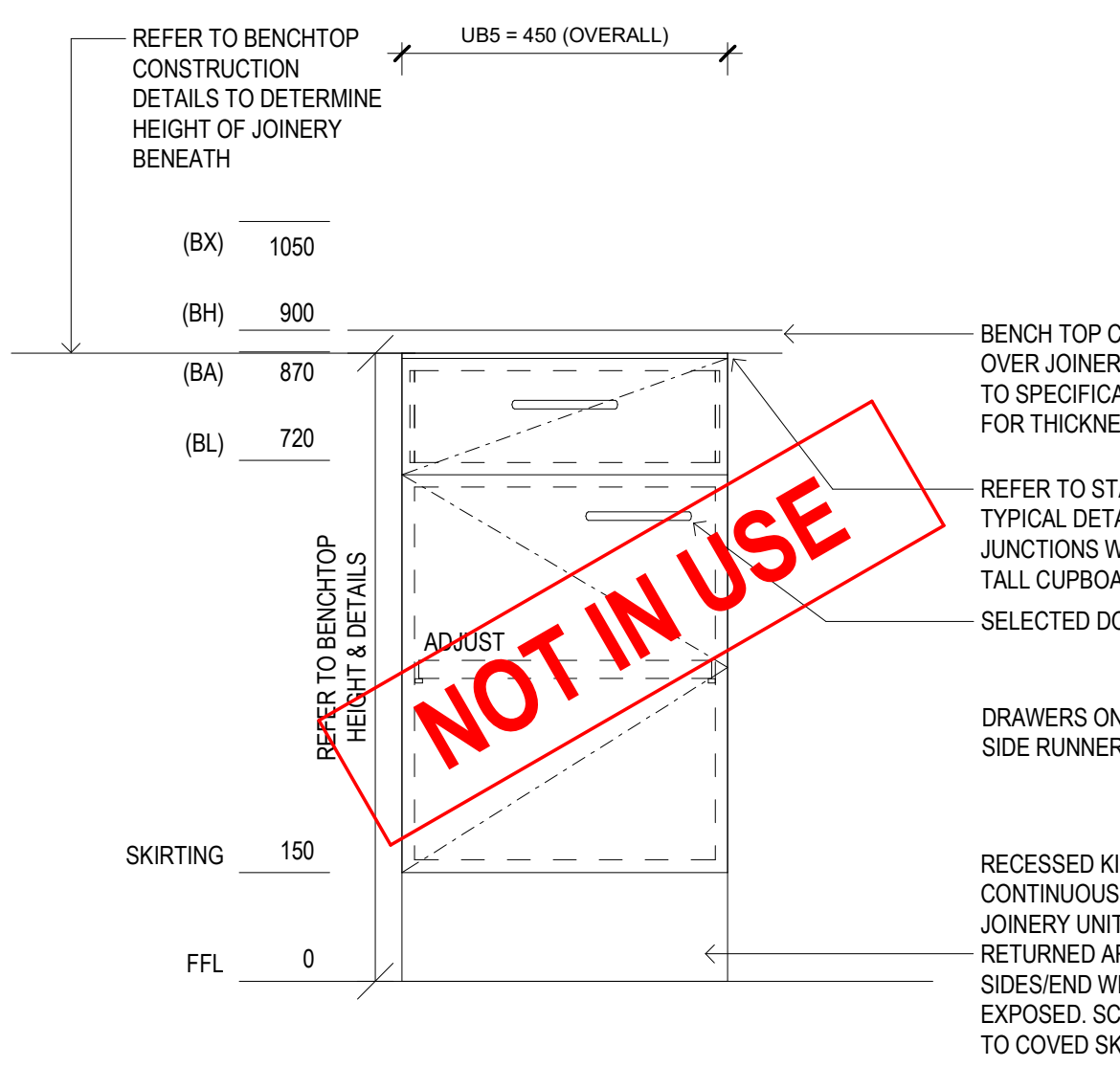
Joinery Detail - UB4 - Typical Elevation - Double Door



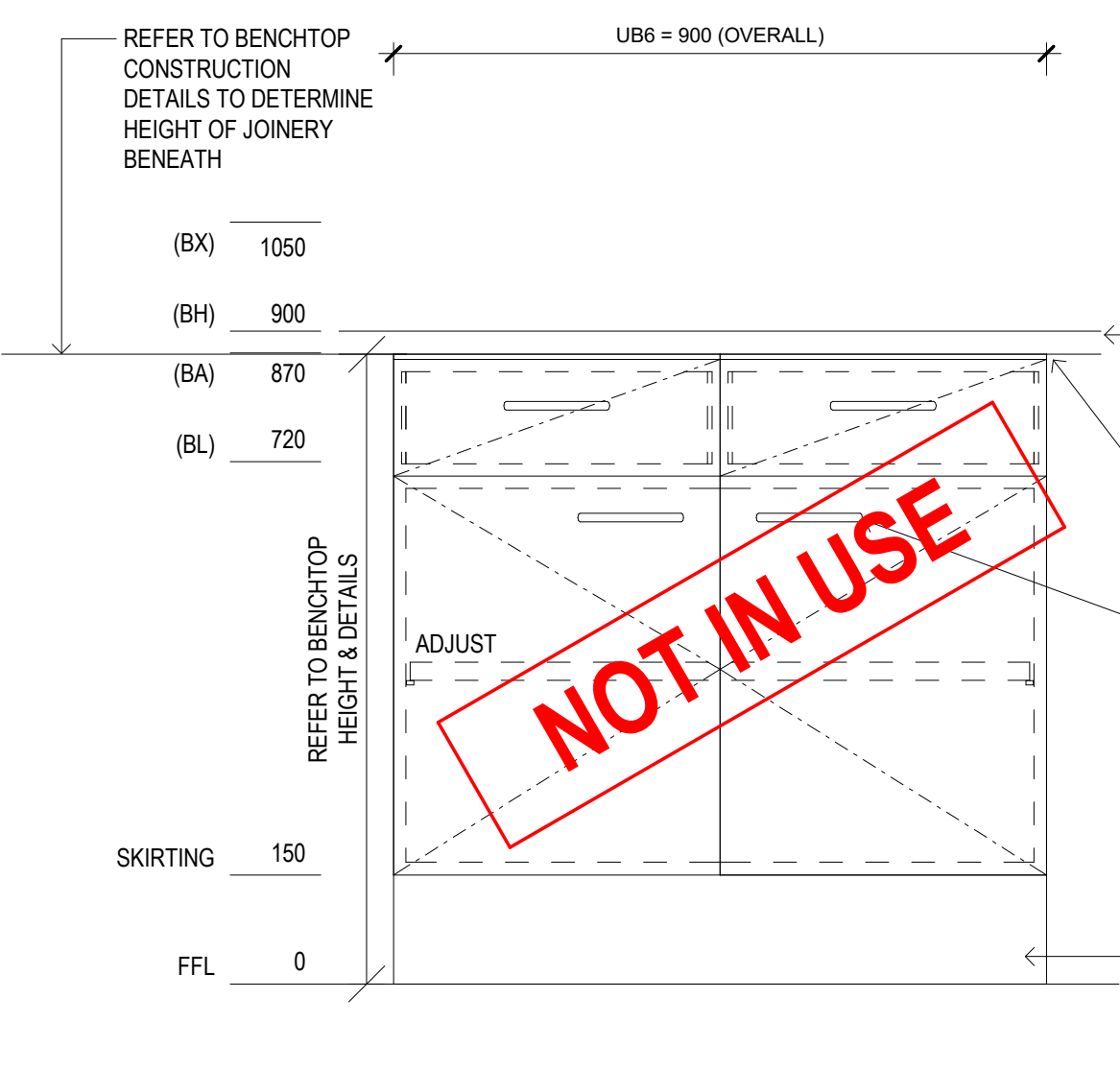
Joinery Detail - UB3/UB4 - Typical Section

UB1/UB2

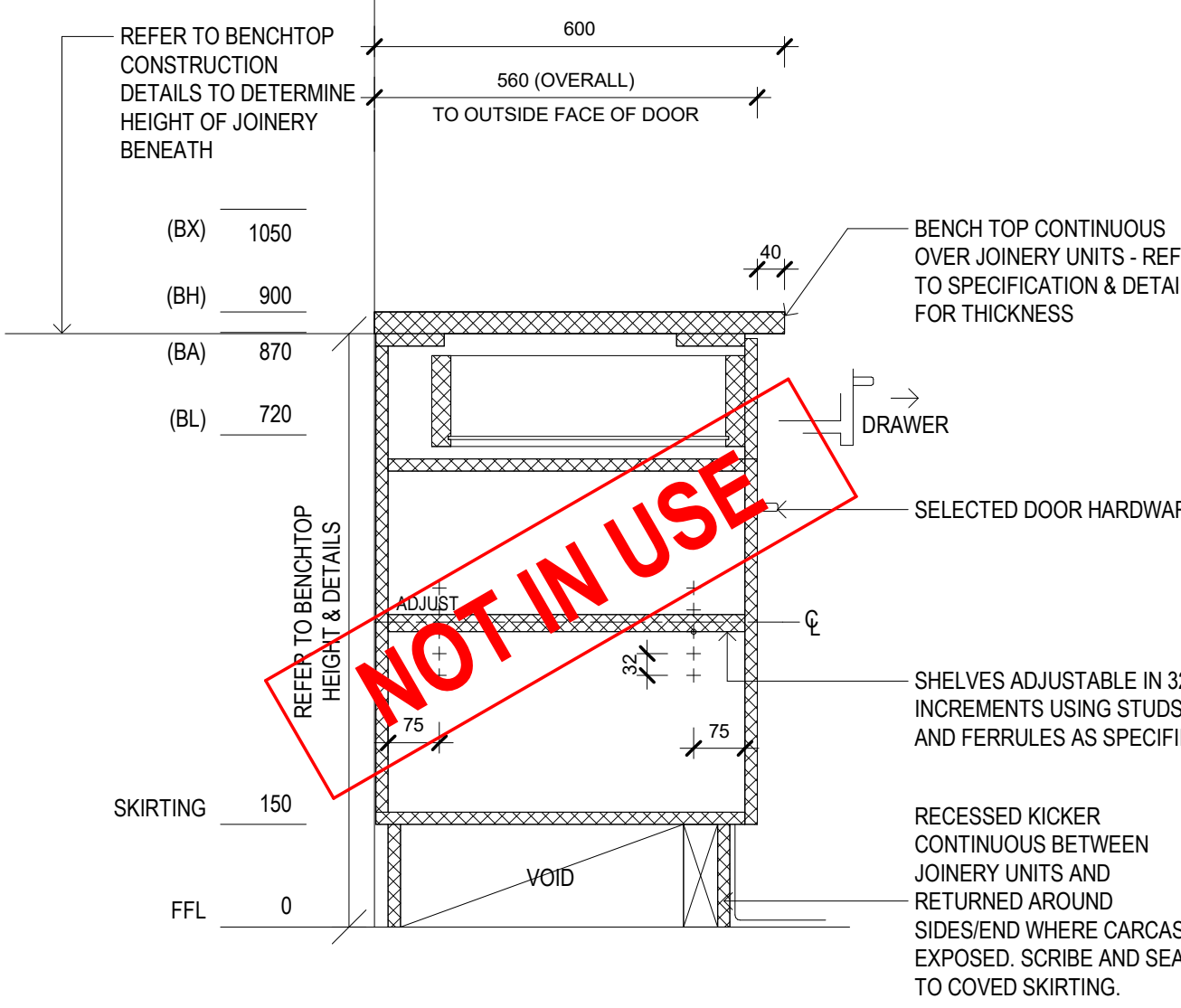
UB3/UB4



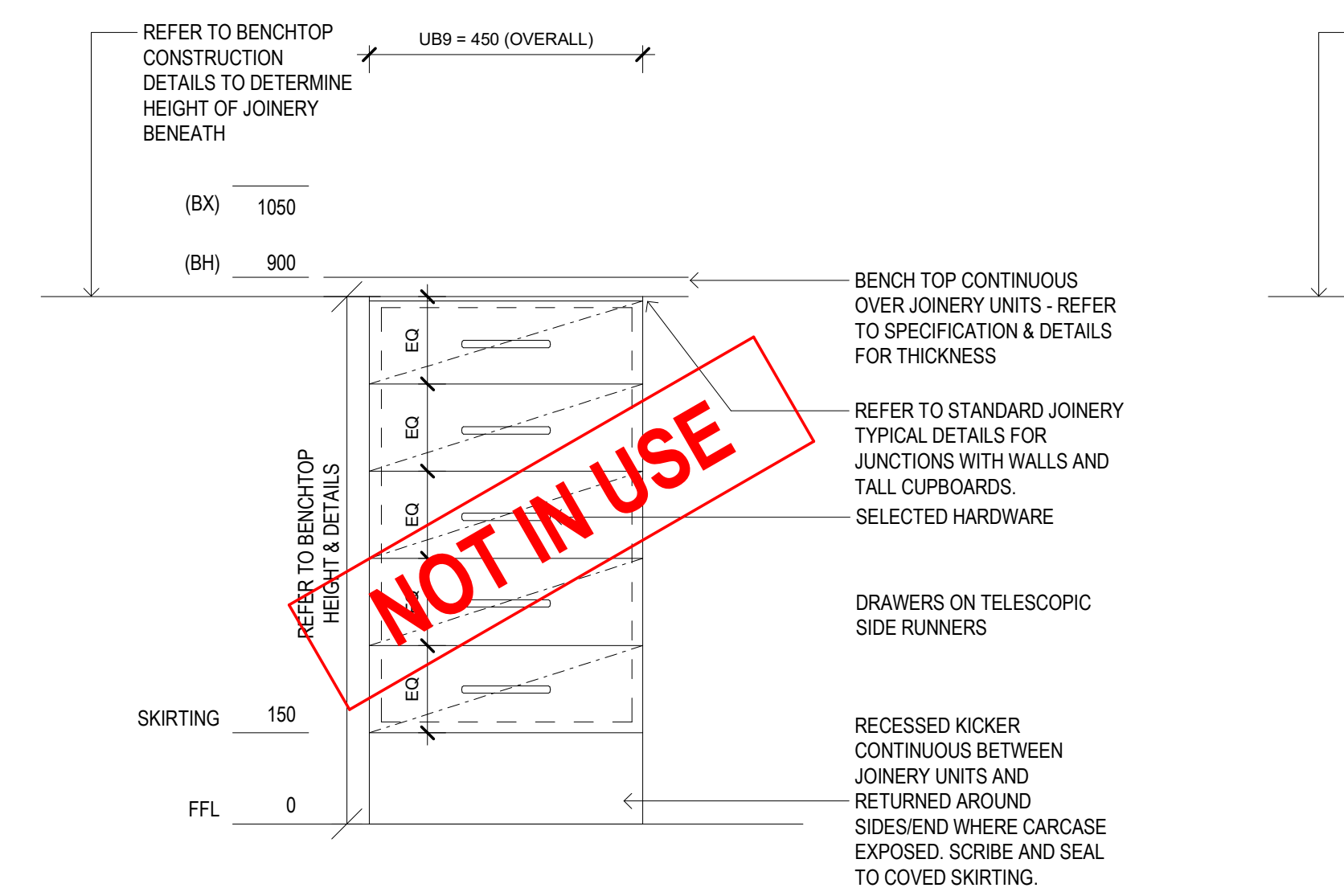
Joinery Detail - UB5 - Typical Elevation - Single Door



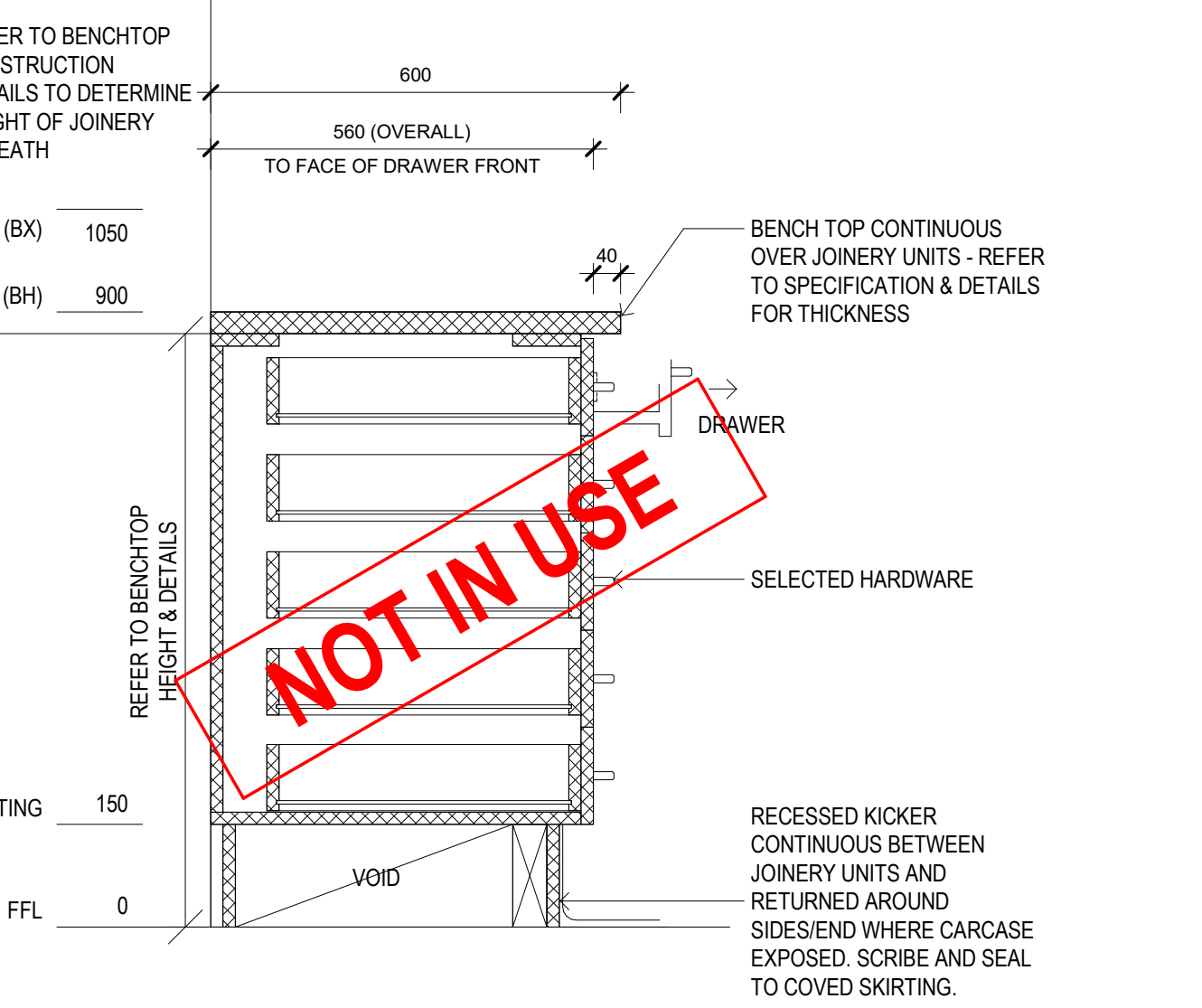
Joinery Detail - UB6 - Typical Elevation - Double Door



Joinery Detail - UB5/UB6 - Typical Section



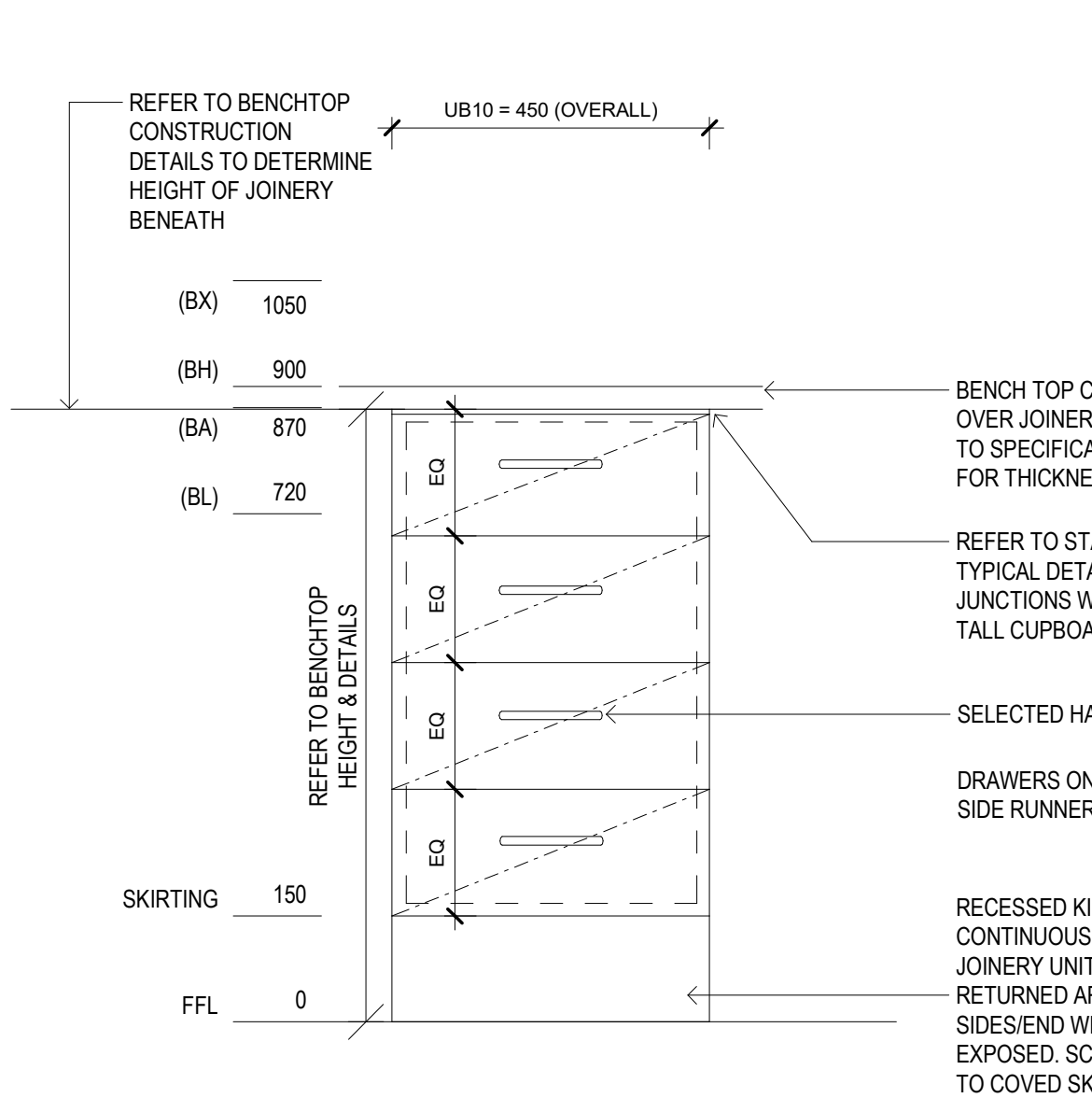
Joinery Detail - UB9 - Typical Elevation



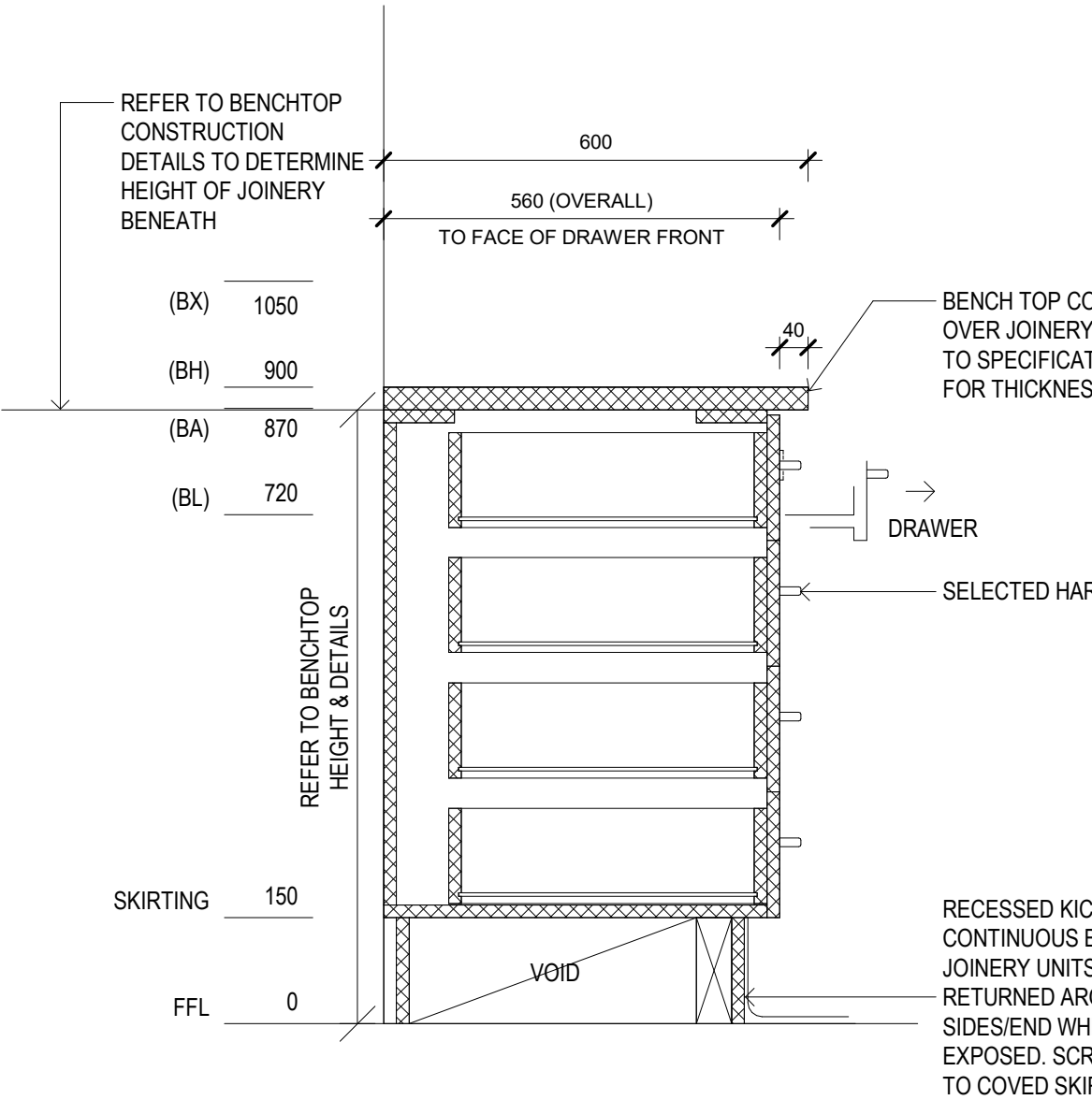
Joinery Detail - UB9 - Typical Section

UB5/UB6

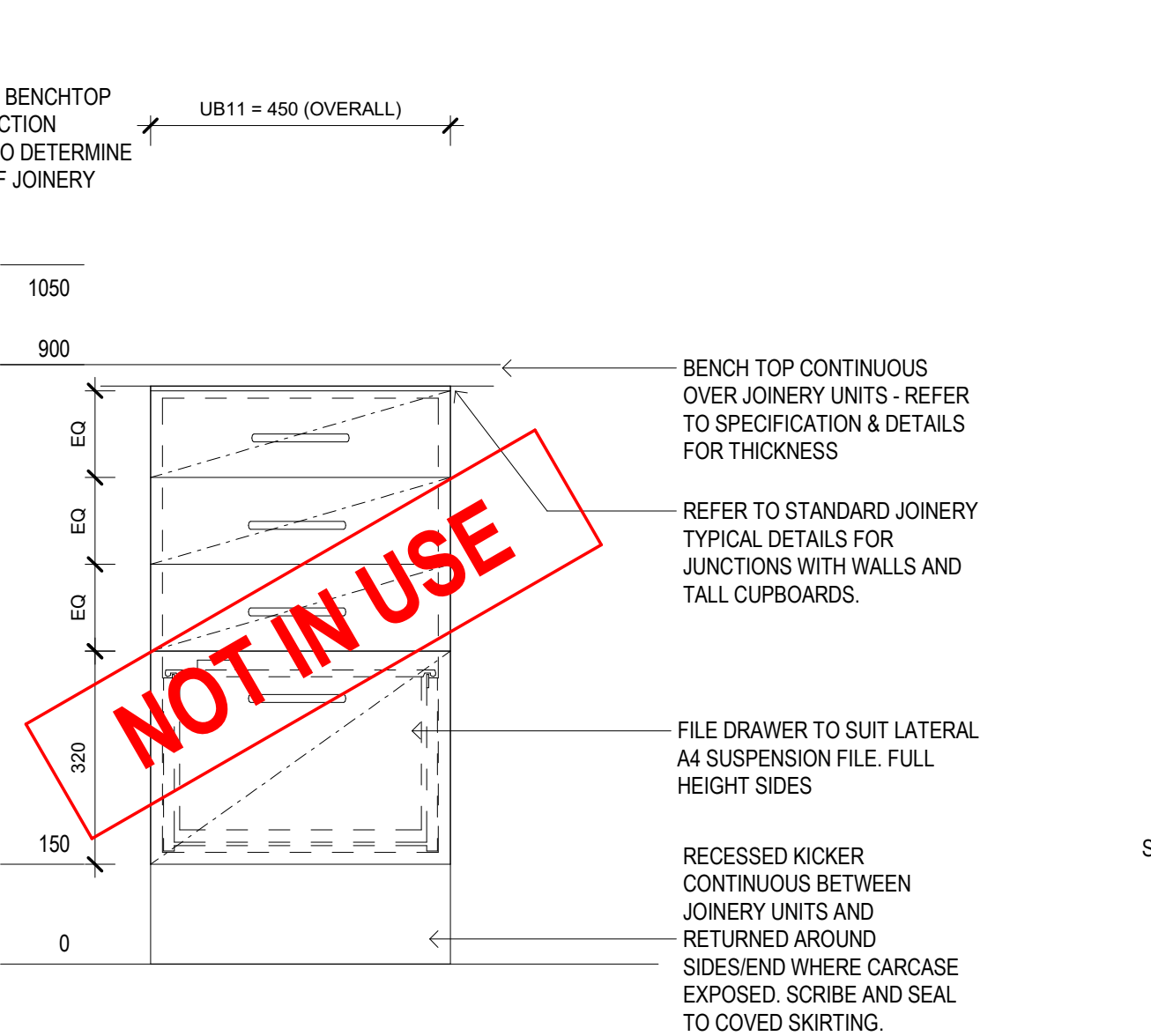
UB9



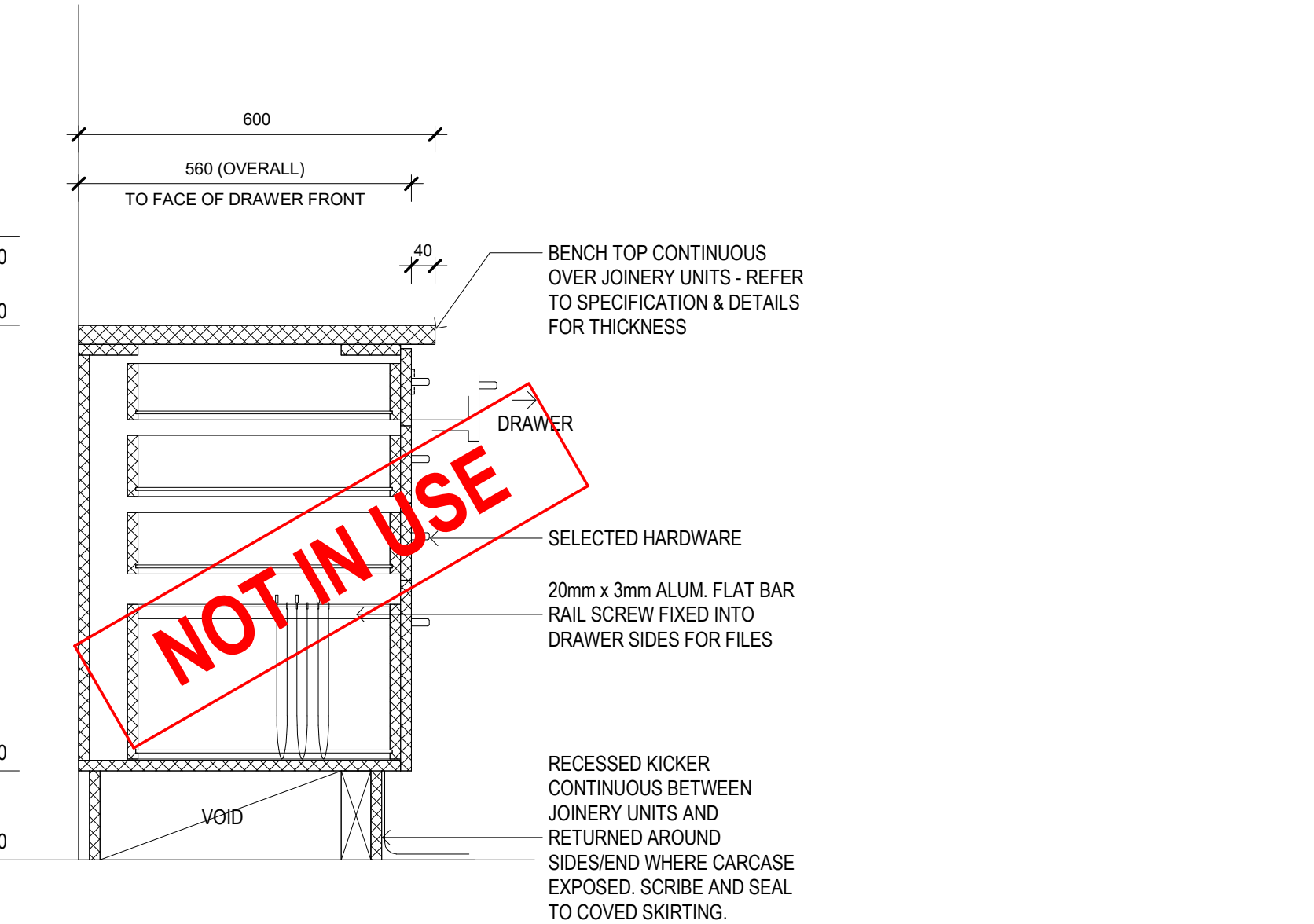
Joinery Detail - UB10 - Typical Elevation



Joinery Detail - UB10 - Typical Section



Joinery Detail - UB11 - Typical Elevation



Joinery Detail - UB11 - Typical Section

UB10

UB11

KEY PLAN

REV	DESCRIPTION	DN	DATE
A	ISSUED FOR TENDER	AA	03/06/21
B	ISSUED FOR TENDER	AA	03/06/21

COPYRIGHT
ALL RIGHTS RESERVED. THIS WORK IS COPYRIGHTED AND CANNOT BE REPRODUCED OR COPIED IN ANY FORM OR BY ANY MEANS (GRAPHIC, ELECTRONIC OR MECHANICAL, INCLUDING PHOTOCOPYING, WITHOUT THE WRITTEN PERMISSION OF THE PRINCIPAL UNDER THE TERMS OF THE CONTRACT. ANY LICENSE, EXPRESS OR IMPLIED, TO USE THE DOCUMENT FOR ANY PURPOSE WHATSOEVER IS RESTRICTED TO THE TERMS OF THE AGREEMENT OR IMPLIED AGREEMENT WITH THE PRINCIPAL UNDER THE TERMS OF THE CONTRACT.

DIMENSIONS
USE FIGURED DIMENSIONS. DO NOT SCALE. CONTRACTORS MUST VERIFY ALL DIMENSIONS ON THE SITE BEFORE COMMENCING ANY WORK OR MAKING ANY SHOP DRAWING WHICH MUST BE SUBMITTED AND REVIEWED BEFORE MANUFACTURE.

FIXTURES, FITTINGS & EQUIPMENT SPECIFICATIONS
SUBSTITUTE FIRE EQUIPMENT SPECIFICATIONS
THE FIT OUT DESIGN AND DOCUMENTATION HAS BEEN COMPLETED ON THE BASIS OF FIRE AND EQUIPMENT ADVISED TO THIS OFFICE AT THE TIME OF BRIEFING THE DESIGN. THE DESIGN PROVIDES FOR FIRE AND EQUIPMENT INCORPORATES SPATIAL ALLOCATIONS, SERVICES, LOADING AND ACCESS CLEARANCES AND WHERE APPROPRIATE SERVICES REQUIREMENTS. VARIOUS USE REQUIREMENTS FOR SUBSTITUTIONS AND FITTINGS. IT SHOULD BE NOTED THAT SUBSTITUTE FIRE OR EQUIPMENT WITH ALTERNATE SPECIFICATIONS SHOULD NOT BE PROVIDED PRIOR TO VALIDATING THOSE SPECIFICATIONS AGAINST THE ITEM CONTROL SCHEDULE AND DESIGN PROVISIONS IN THE MODEL. THIS OFFICE ACCEPTS NO RESPONSIBILITY FOR THE PROCUREMENT OF SUBSTITUTE FIRE AND EQUIPMENT WHICH HAS NOT BEEN REVIEWED AND VALIDATED AGAINST THE ORIGINAL DESIGN PROVISIONS.

SERVICE POINTS DISCLAIMER
THE SERVICE POINTS IDENTIFIED ON THESE DRAWINGS HAVE BEEN OVERLAPED FROM THE BUILDING SERVICES ENGINEERING MODEL, AND ARE PROVIDED FOR INFORMATION AND NOT FOR PURPOSES ONLY. WE HAVE BEEN ADVISED BY THE SERVICES ENGINEERS THAT THE POINTS REPRESENTED ON THESE DRAWINGS ARE CORRECT AT THE TIME OF PUBLICATION. THIS OFFICE DOES NOT WARRANT THE ACCURACY OF THIS DATA. REFER TO THE BUILDING SERVICES ENGINEERING DOCUMENTATION FOR THE NOTIFICATION OF THE SERVICE POINTS AND THE INTERFACE BETWEEN THE SERVICE POINTS AND THE RESPECTIVE ENGINEERING SYSTEMS.

ISSUED FOR INFORMATION

ARCHITECTS



ARCHITECTS
BPSM architects
21/04/19/20
PELACO COMPLEX, BUILDING 3, LEVEL 2
71-311 GORDON RD, HOBBART TAS 7000 AUSTRALIA
PH: (03) 9885 2333 FAX: (03) 9885 2465

THIS ARCHITECTURAL DESIGN IS THE COPYRIGHT OF
SAVER THOMAS HARTLEY AUSTRALIA PTY LTD ABN 61 124 438 065
AND SHALL NOT BE REPRODUCED WITHOUT THEIR WRITTEN PERMISSION
CLIENT



PROJECT

RHH - ICU EXPANSION

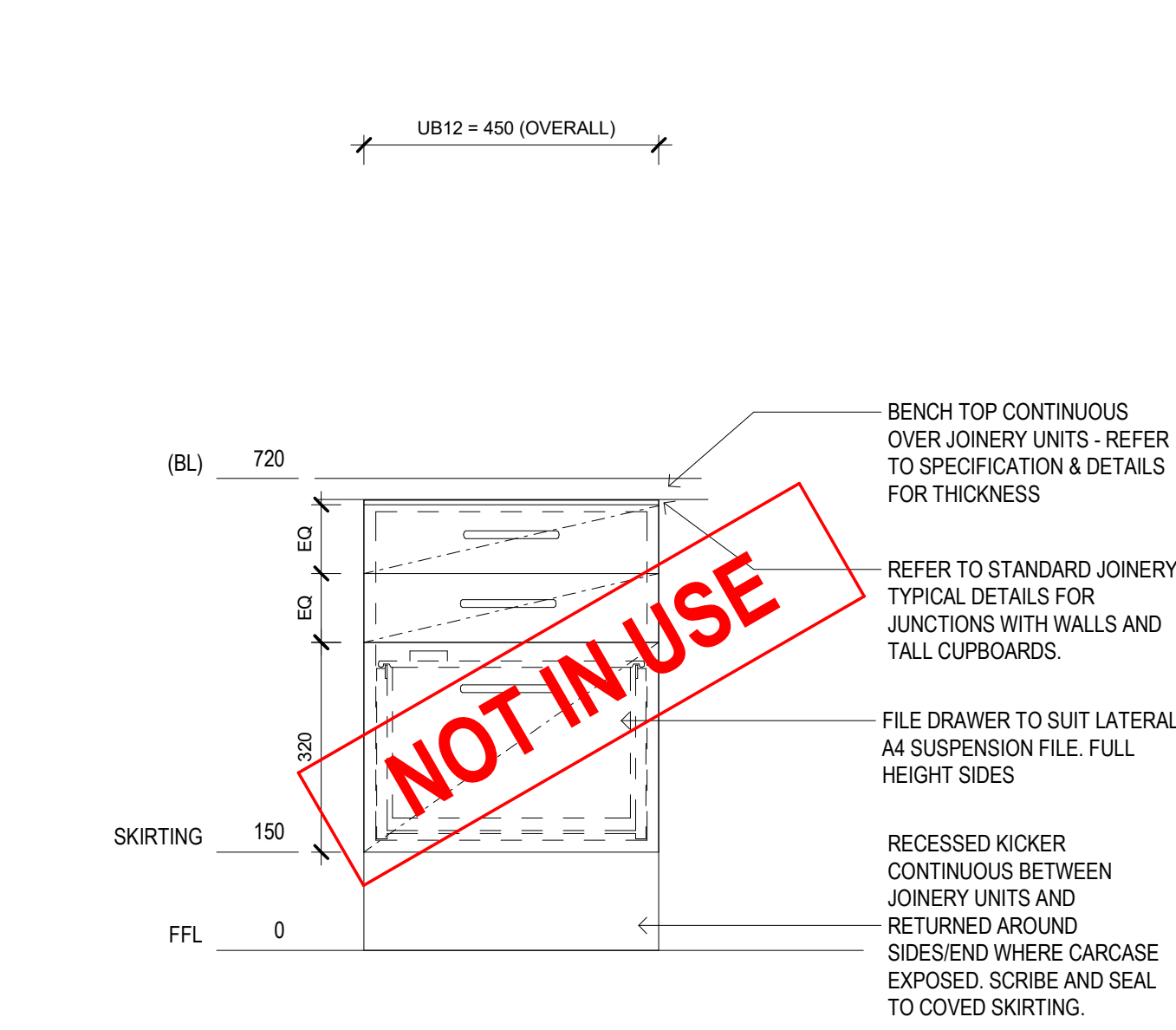
48 LIVERPOOL STREET, HOBART

DRAWING TITLE

STANDARD JOINERY -
TYPICAL UNDERBENCH
DETAILS

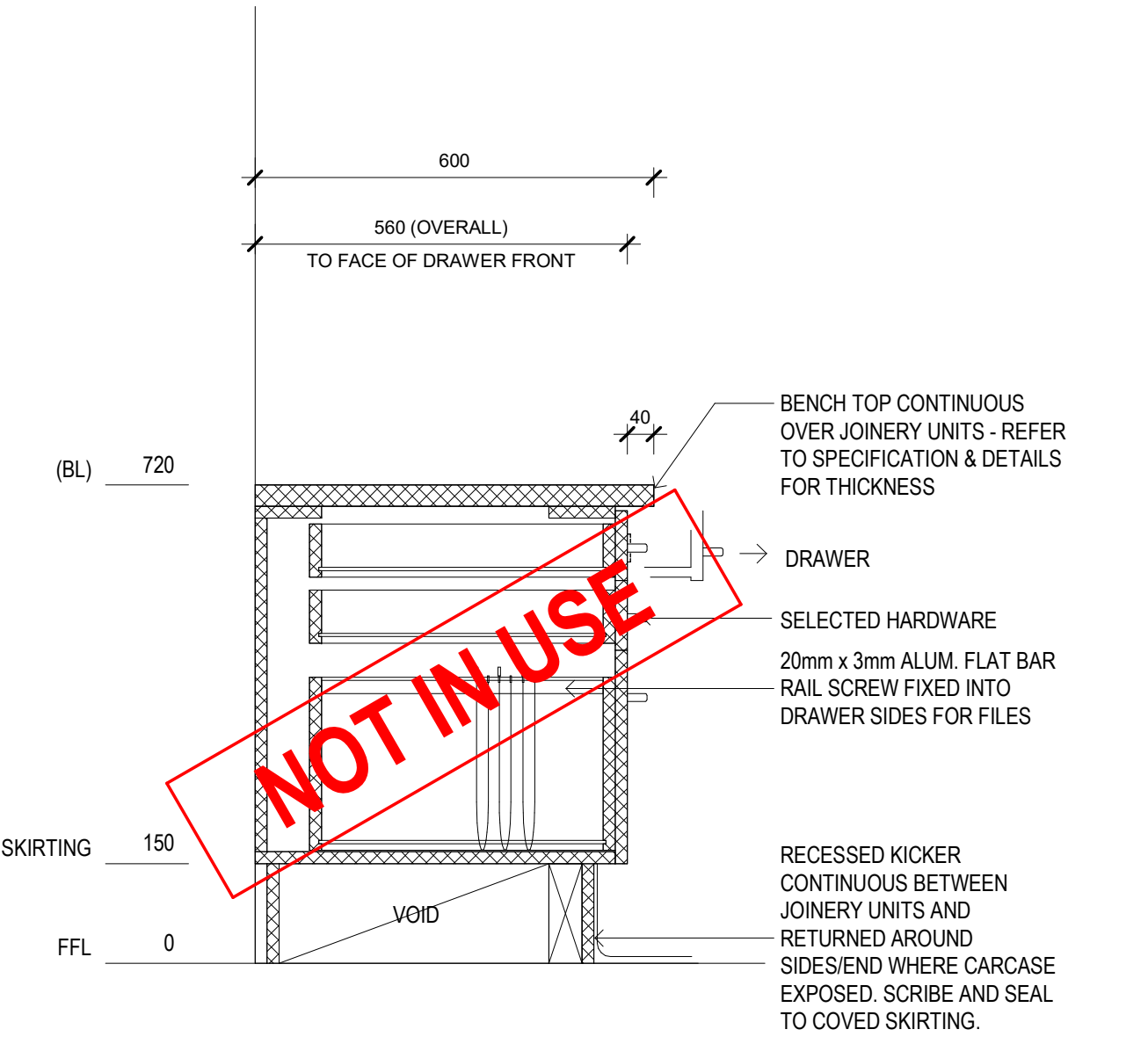
SCALE 1:10@A0 DATE 03/06/21 DRAWN BY AA CHECKED SS

PROJECT No 10465 DRAWING No A70-010 REVISION

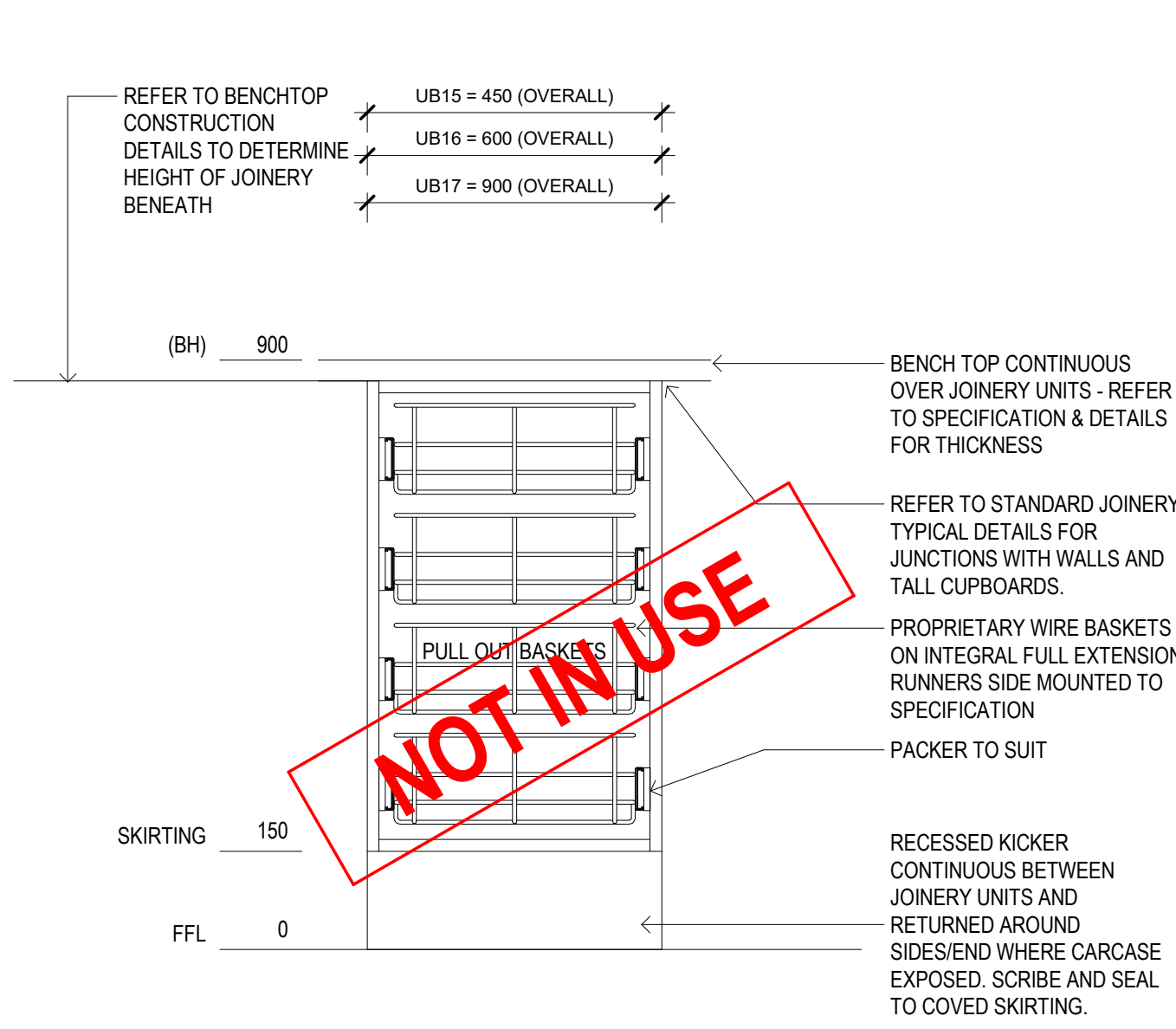


Joinery Detail - UB12 - Typical Elevation

UB12

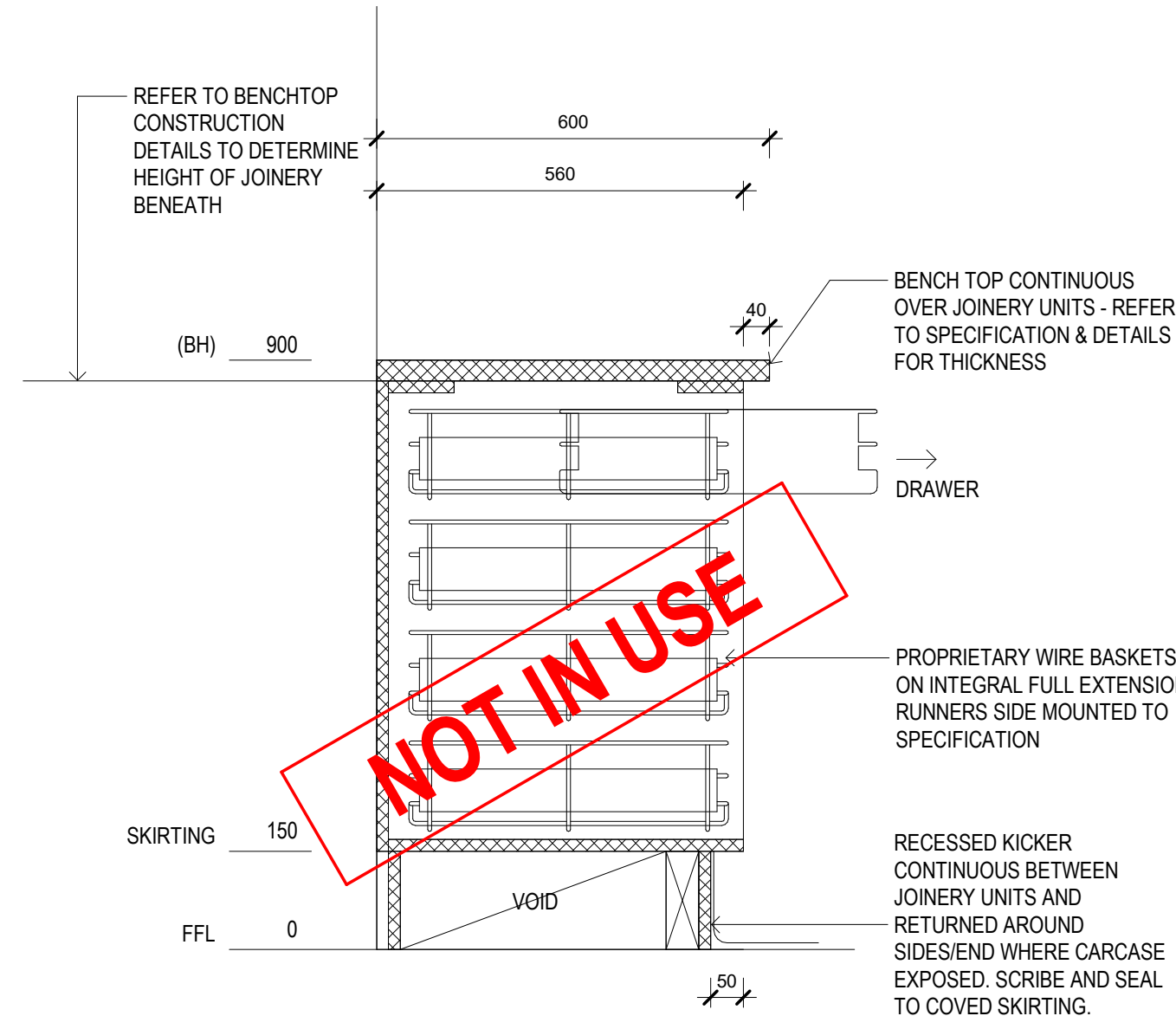


Joinery Detail - UB12 - Typical Section

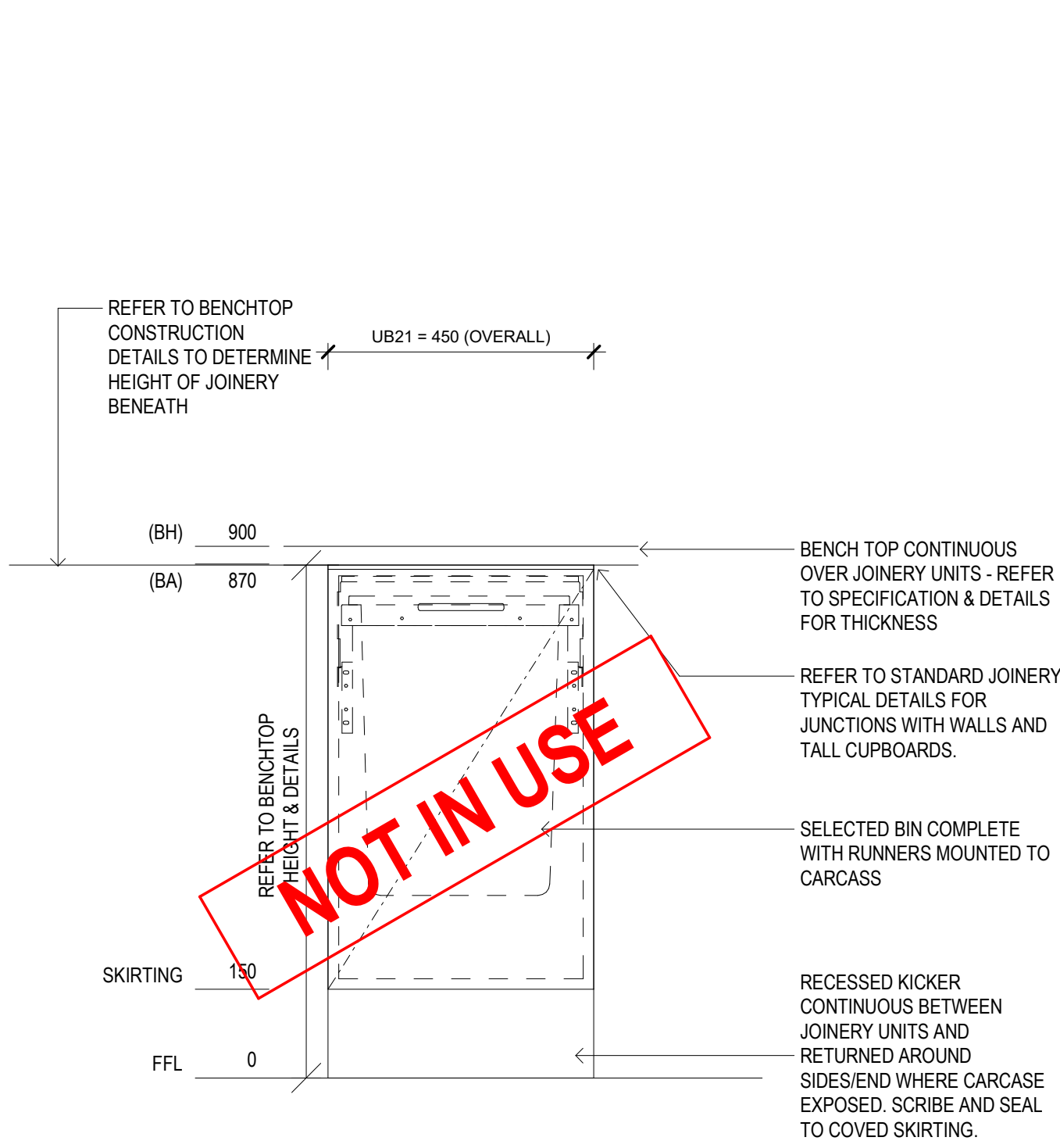


Joinery Detail - UB15/UB16/UB17 - Typical Elevation

UB15/UB16/UB17

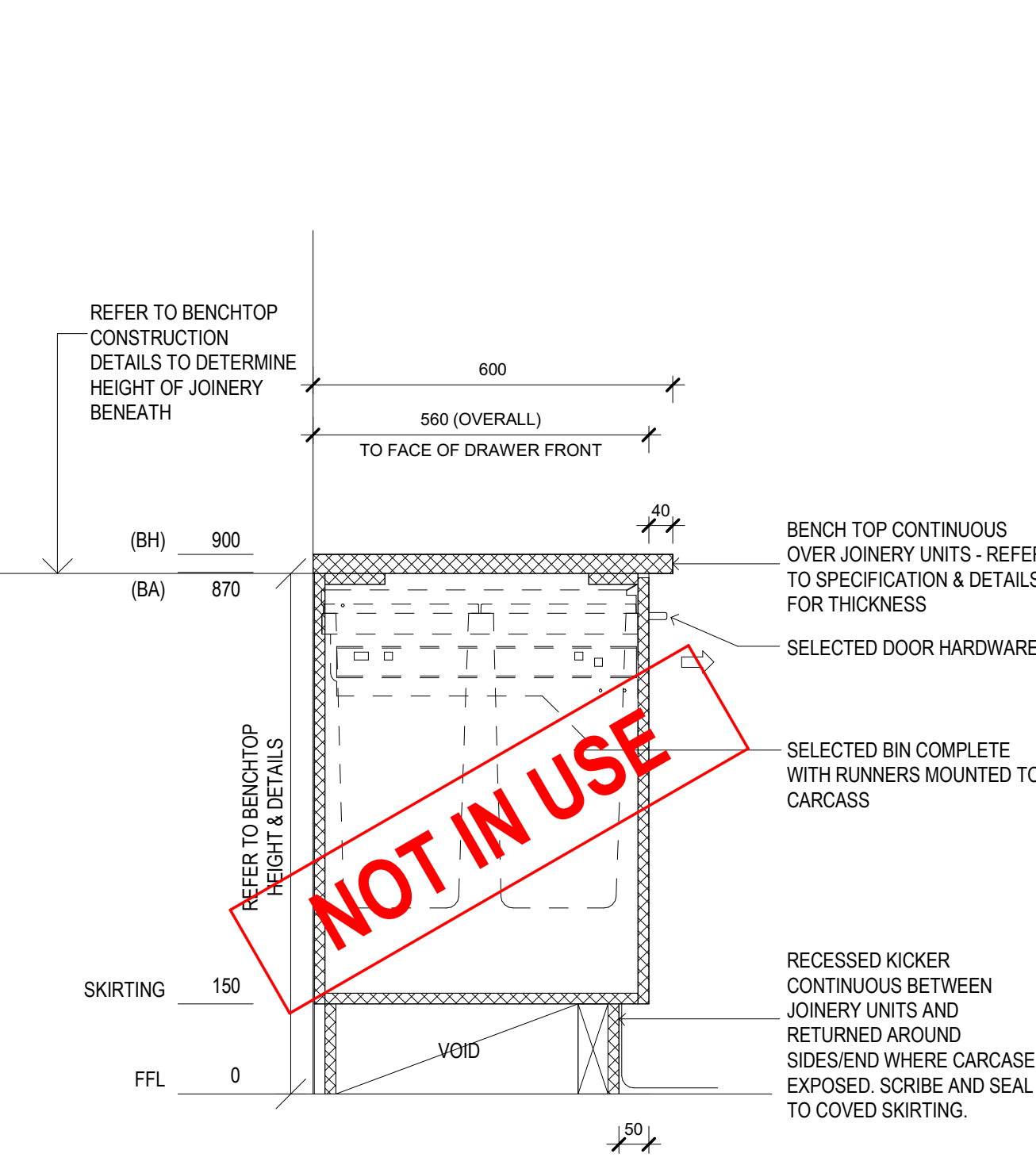


Joinery Detail - UB15/UB16/UB17 - Typical Section

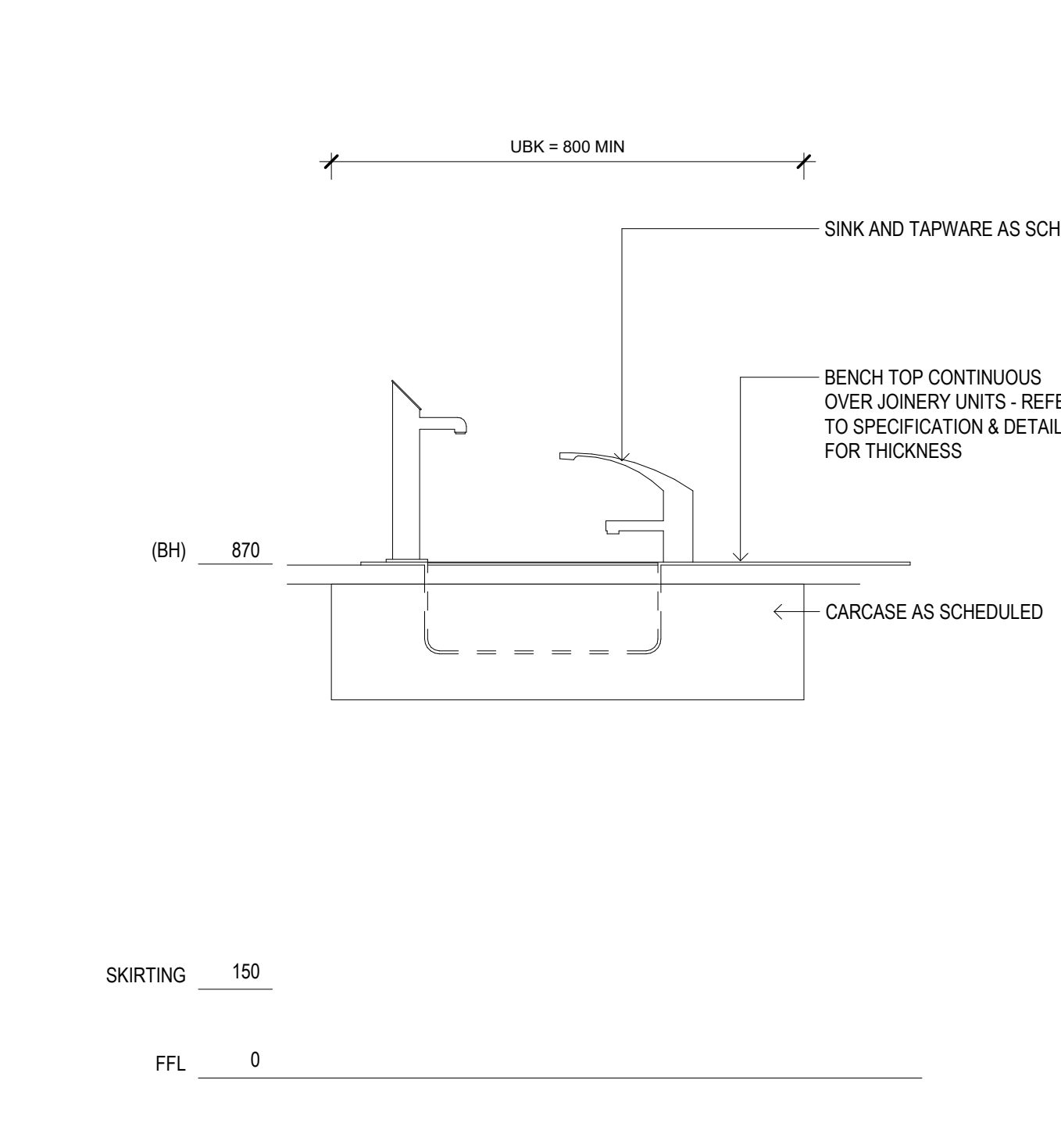


Joinery Detail - UB21 - Typical Elevation

UB21

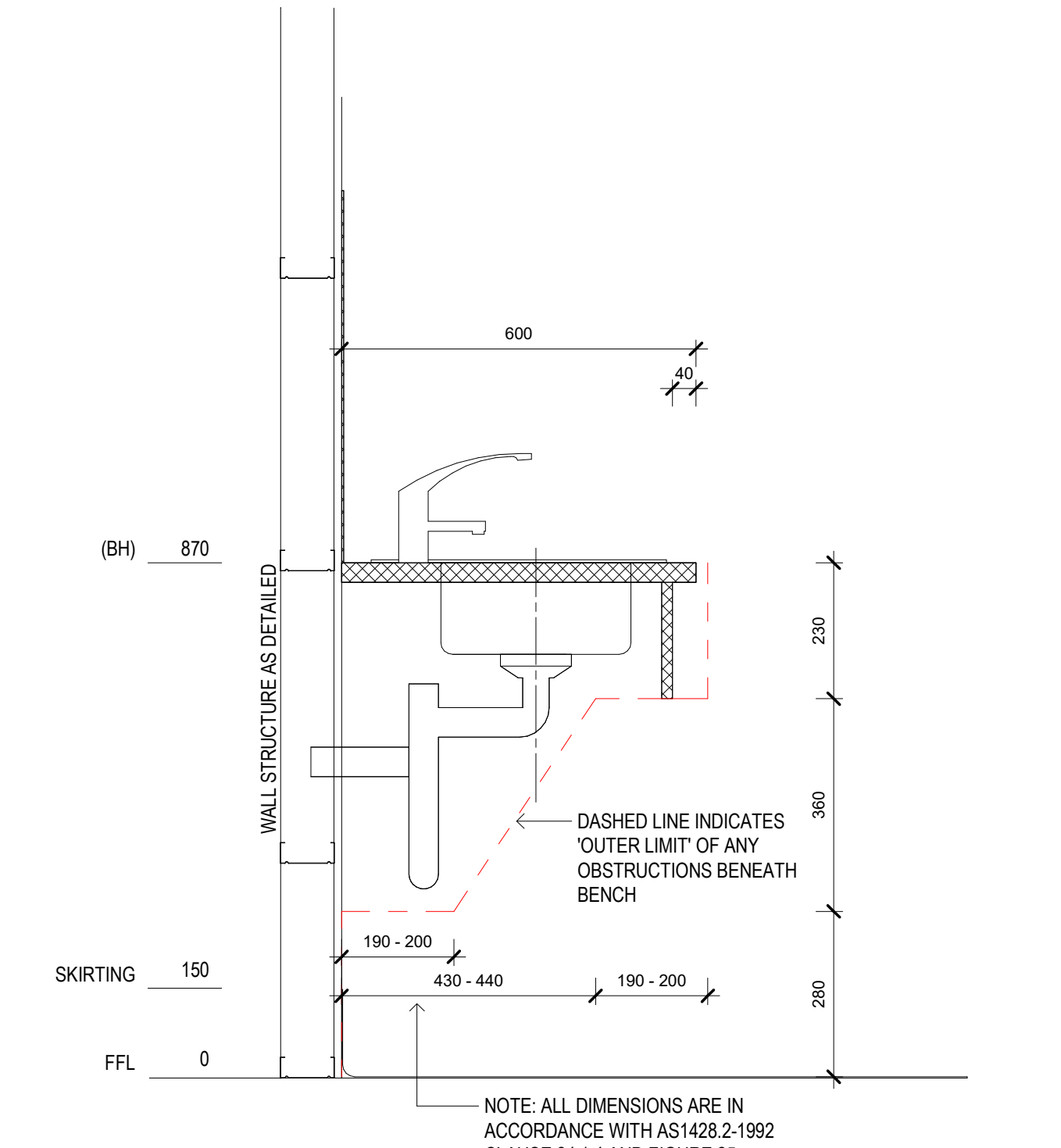


Joinery Detail - UB21 - Typical Section

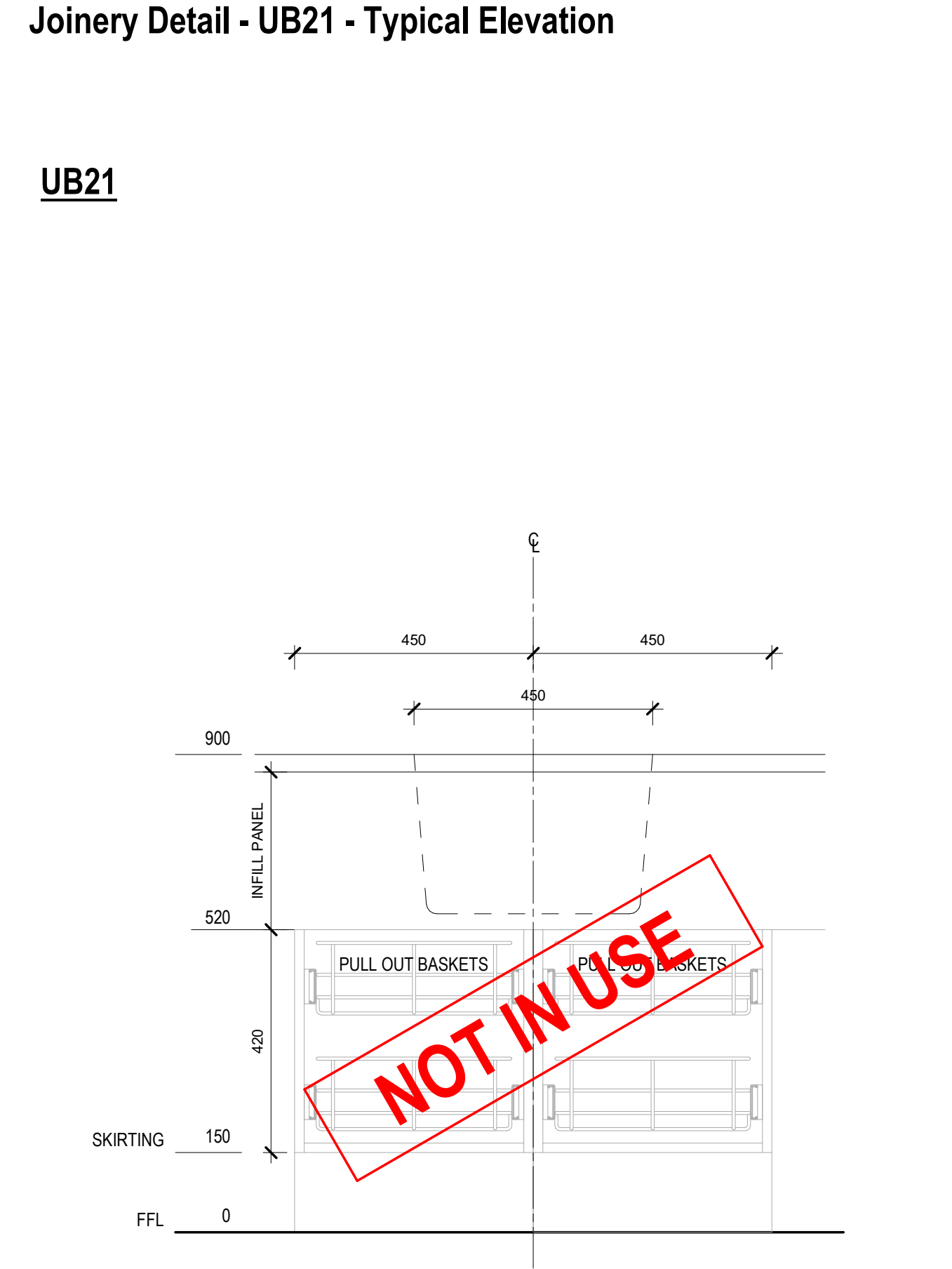


Joinery Detail - UBK - Typical Elevation

UBK

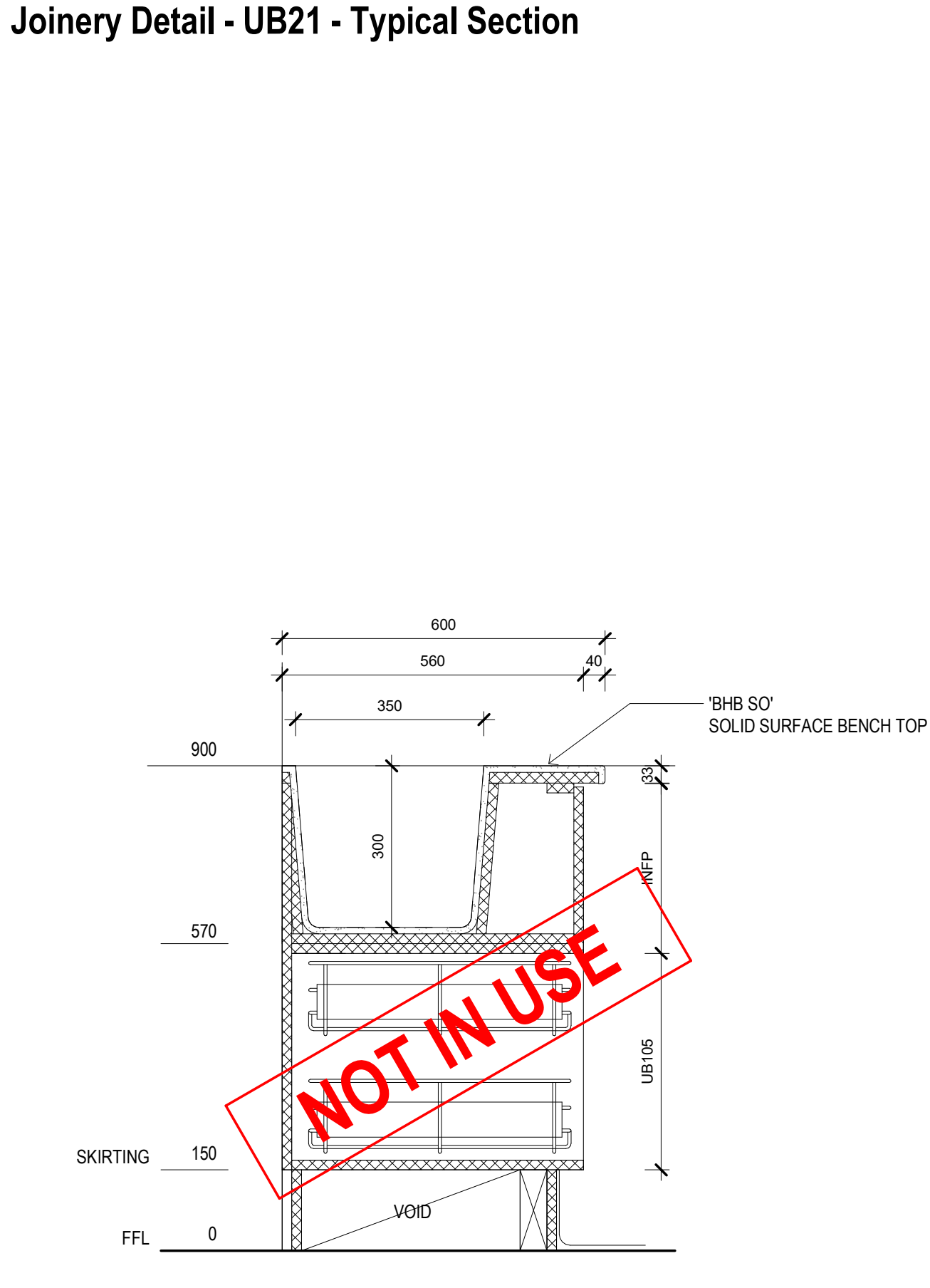


Joinery Detail - UBK - Typical Section



Joinery Detail - BHB SO - Typical Elevation

BHB



Joinery Detail - BHB SO - Typical Section

KEY PLAN

REV	DESCRIPTION	DN	DATE
A	ISSUED FOR PRE-TENDER	AA	28/03/2021
B	ISSUED FOR TENDER	AA	03/06/2021

ALL RIGHTS RESERVED. THIS WORK IS COPYRIGHTED AND CANNOT BE REPRODUCED OR COPIED IN ANY FORM OR BY ANY MEANS (GRAPHIC, ELECTRONIC OR MECHANICAL, INCLUDING PHOTOCOPYING WITHOUT THE WRITTEN PERMISSION OF THE PRINCIPAL UNDER THE TERMS OF THE CONTRACT. ANY LICENCE, EXPRESS OR IMPLIED, TO USE THE DOCUMENT FOR ANY PURPOSE WHATSOEVER IS RESTRICTED TO THE TERMS OF THE AGREEMENT OR IMPLIED AGREEMENT WITH THE PRINCIPAL UNDER THE TERMS OF THE CONTRACT.

COPYRIGHT

USE FIGURED DIMENSIONS. DO NOT SCALE. CONTRACTORS MUST VERIFY ALL DIMENSIONS ON THE SITE BEFORE COMMENCING ANY WORK OR MAKING ANY SHOP DRAWING WHICH MUST BE SUBMITTED AND REVIEWED BEFORE MANUFACTURE.

DIMENSIONS

FIXTURES, FITTINGS & EQUIPMENT SPECIFICATIONS

SUBSTITUTE FIRE EQUIPMENT SPECIFICATIONS

THE FIRE EQUIPMENT DESIGN AND DOCUMENTATION HAS BEEN COMPLETED ON THE BASIS OF FIRE AND EQUIPMENT ADVISED TO THIS OFFICE AT THE TIME OF BRIEFING THE DESIGN. THE DESIGN PROVIDES FOR FIRE AND EQUIPMENT INCORPORATES SPATIAL ALLOCATIONS, SERVICES, LOADING AND ACCESS CLEARANCES AND WHERE APPROPRIATE SERVICE REQUIREMENTS, HAVING due REGARD FOR SURROUNDING FEATURES AND FITTINGS. IT SHOULD BE NOTED THAT SUBSTITUTE FIRE OR EQUIPMENT WITH ALTERNATE SPECIFICATIONS SHOULD NOT BE PROCURED PRIOR TO VALIDATING THOSE SPECIFICATIONS AGAINST THE ITEM CONTROL SCHEDULE AND DESIGN PROVISIONS IN THE MODEL. THIS OFFICE ACCEPTS NO RESPONSIBILITY FOR THE PROCUREMENT OF SUBSTITUTE FIRE AND EQUIPMENT WHICH HAS NOT BEEN REVIEWED AND VALIDATED AGAINST THE ORIGINAL DESIGN PROVISIONS.

SERVICE POINTS DISCLAIMER

THE SERVICE POINTS IDENTIFIED ON THESE DRAWINGS HAVE BEEN OVERLAPPED FROM THE BUILDING SERVICES ENGINEERING MODEL, AND ARE PROVIDED FOR INFORMATION AND REF-CUT PURPOSES ONLY. WE HAVE BEEN ADVISED BY THE SERVICES ENGINEERS THAT THE POINTS REPRESENTED ON THESE DRAWINGS ARE CORRECT AT THE TIME OF PUBLICATION. THIS OFFICE DOES NOT WARRANT THE ACCURACY OF THIS DATA. REFER TO THE BUILDING SERVICES ENGINEERING DOCUMENTATION FOR THE INSTALLATION OF THE SERVICE POINTS AND THE INTERFACE BETWEEN THE SERVICE POINTS AND THE RESPECTIVE ENGINEERING SYSTEMS.

ISSUED FOR INFORMATION

ARCHITECTS

BPSMarchitects

2500 PEARCE STREET
MELBOURNE VIC 3000


STH

21/24 KILBY RD
PELACO COMPLEX, BUILDING 3, LEVEL 2
71-81 COORNDORP ST, HOORNDORP VIC 3211 AUSTRALIA
PH: (03) 9885 2333 FAX: (03) 9885 2465

ARCH: 21/24 KILBY RD
PELACO COMPLEX, BUILDING 3, LEVEL 2
71-81 COORNDORP ST, HOORNDORP VIC 3211 AUSTRALIA
PH: (03) 9885 2333 FAX: (03) 9885 2465

THIS ARCHITECTURAL DESIGN IS THE COPYRIGHT OF
SILVER THOMAS HARTLEY AUSTRALIA PTY LTD ABN 21 024 476 065
AND SHALL NOT BE REPRODUCED WITHOUT THEIR WRITTEN PERMISSION

CLIENT



RHH
ROYAL HOBART HOSPITAL

PROJECT

RHH - ICU EXPANSION

48 LIVERPOOL STREET, HOBART

DRAWING TITLE

**STANDARD JOINERY -
TYPICAL UNDERBENCH
DETAILS**

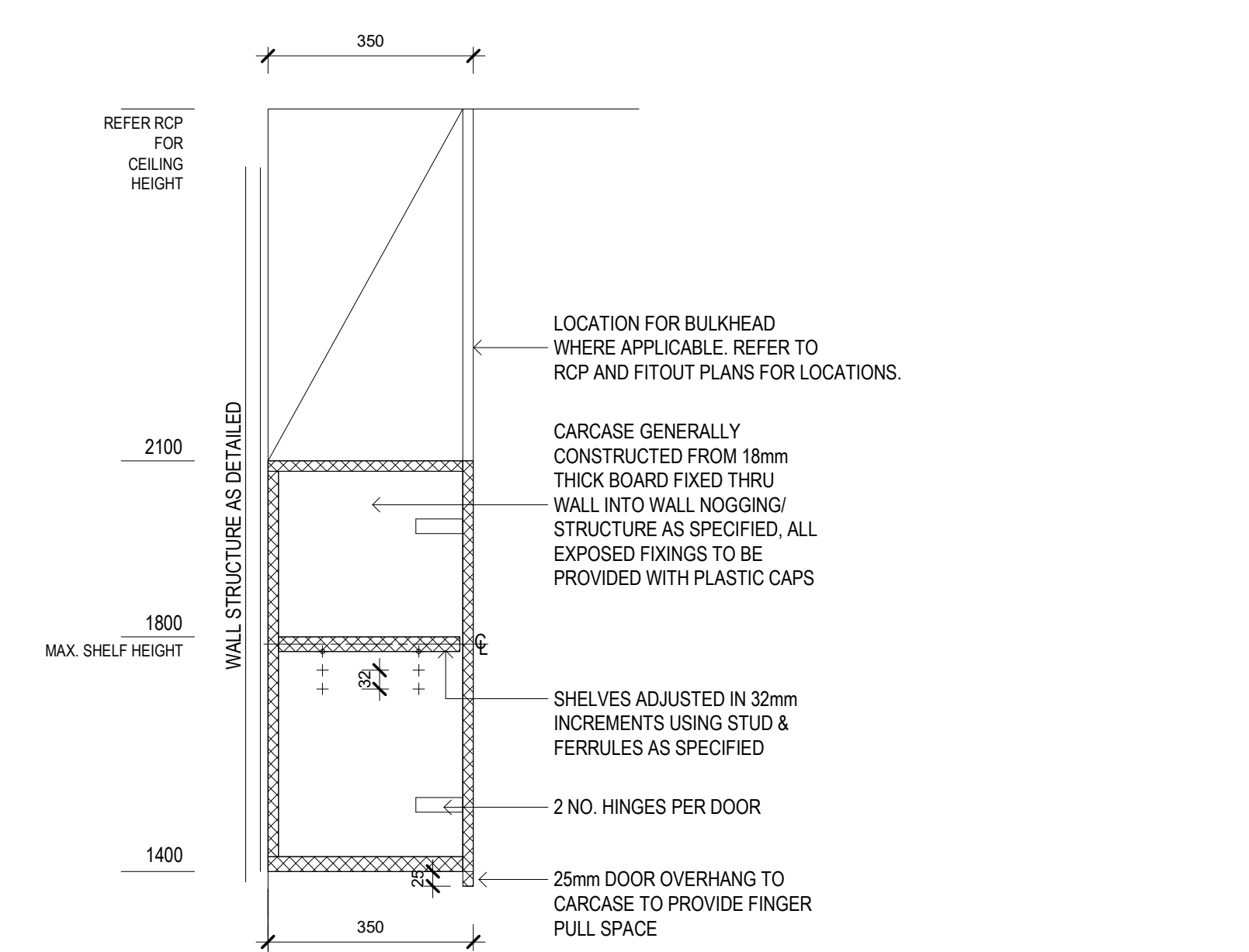
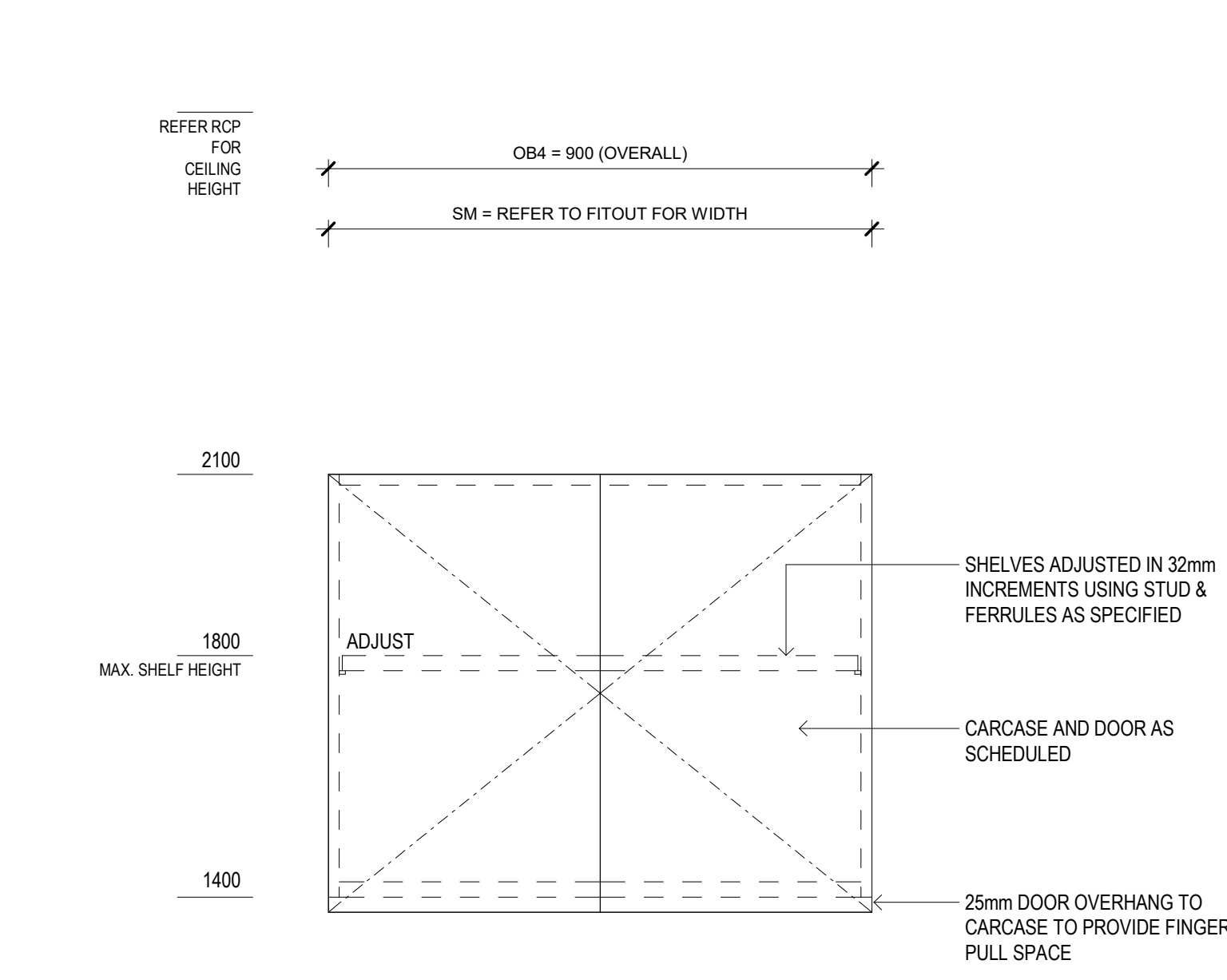
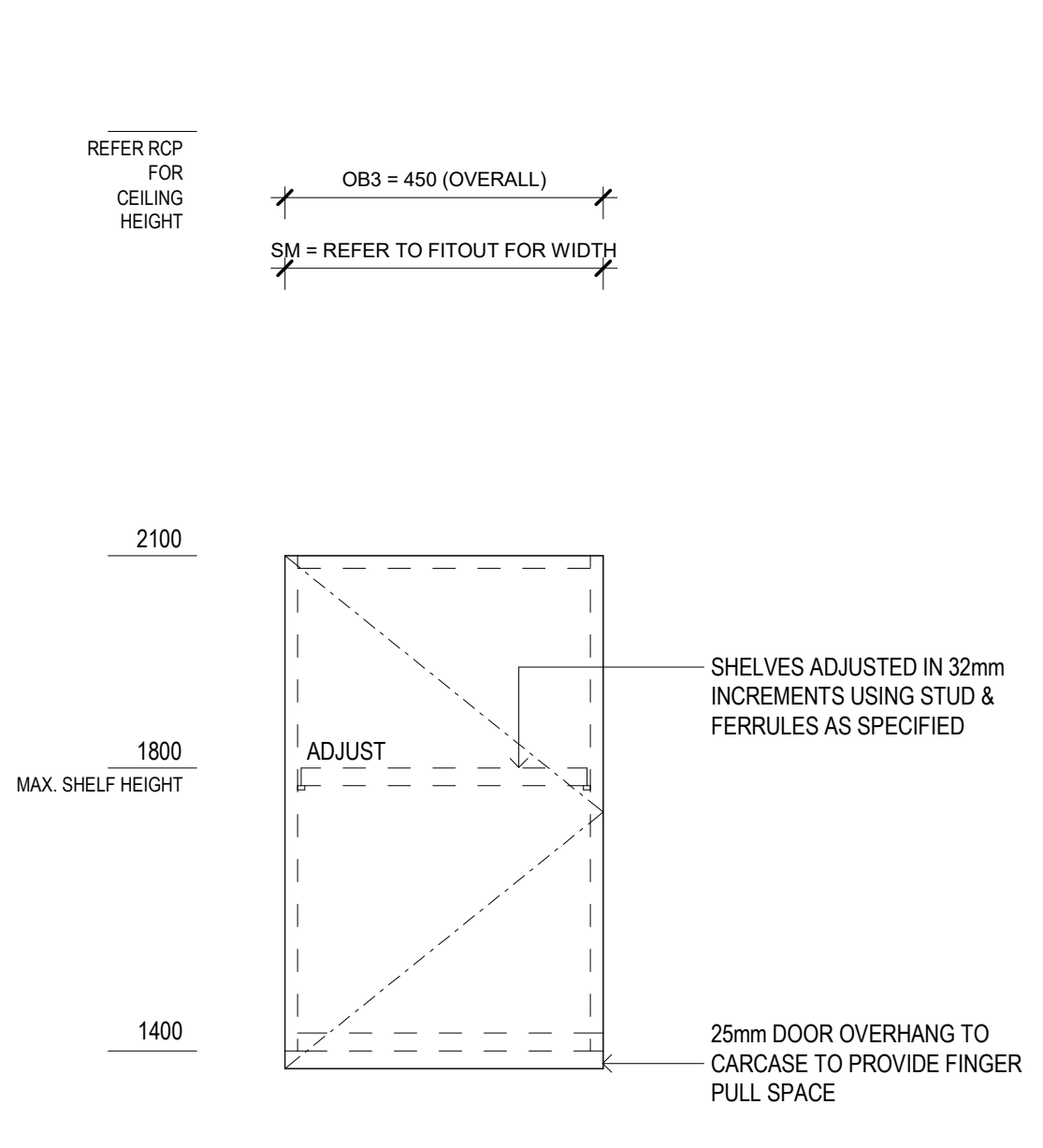
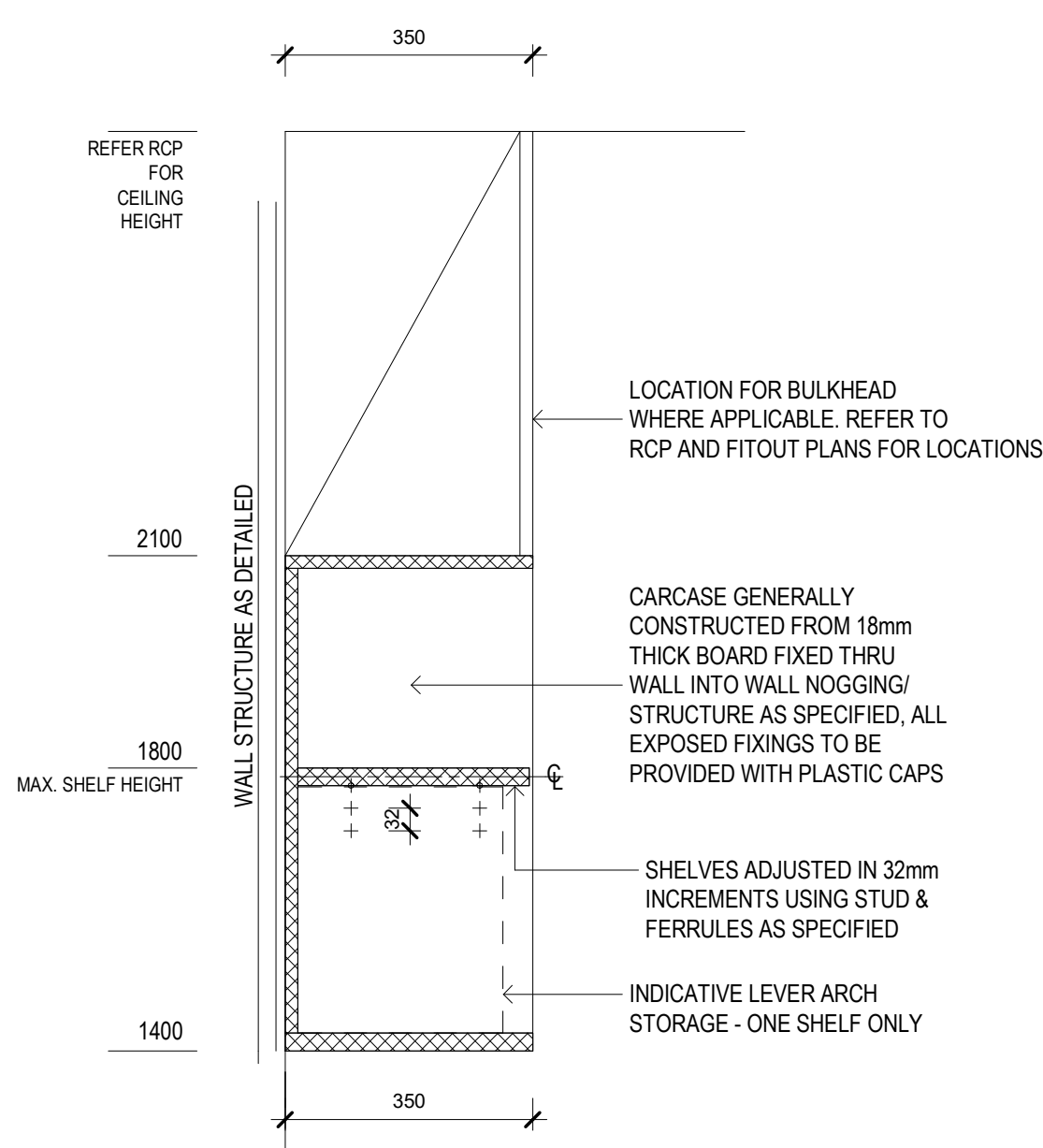
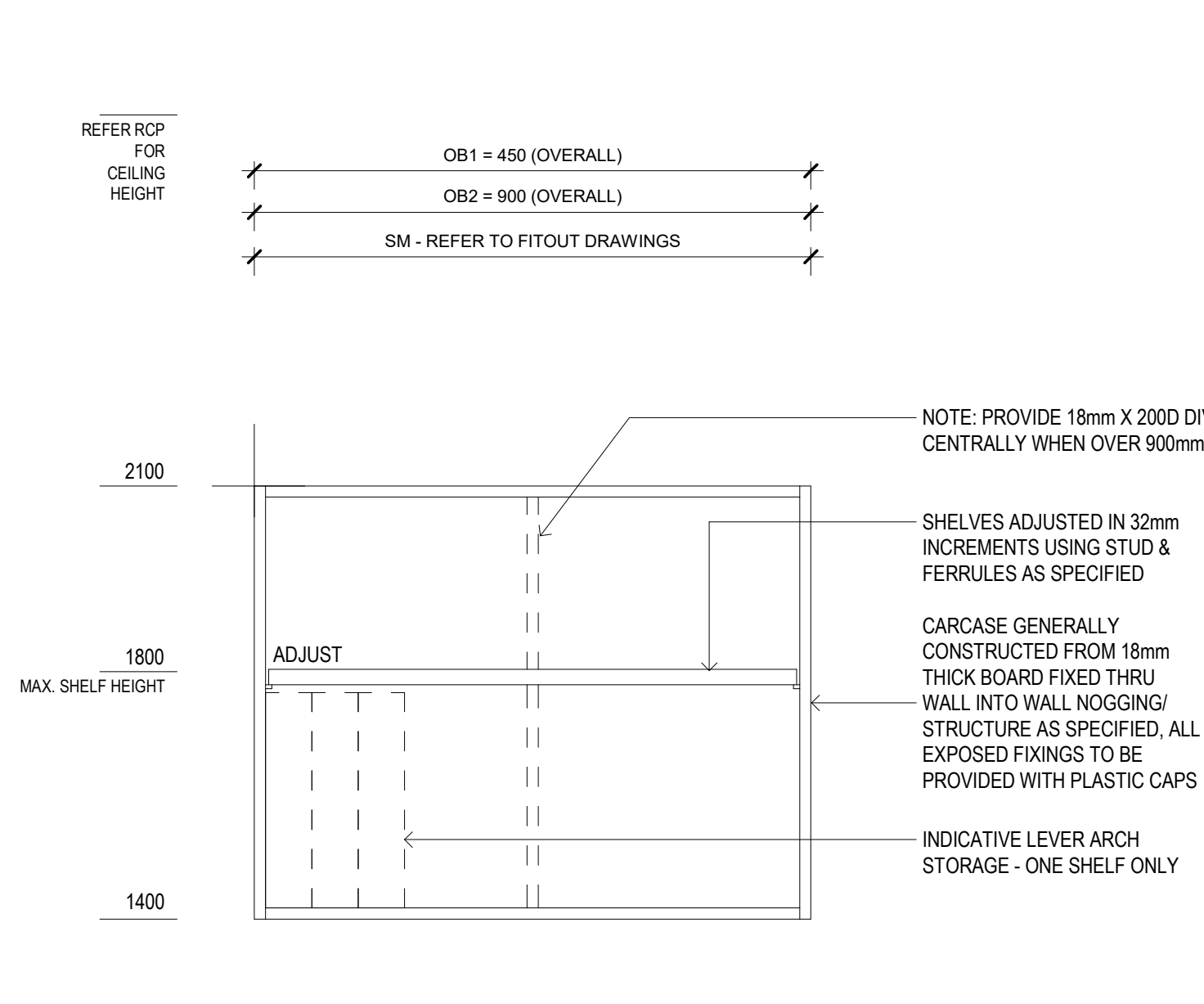
SCALE: 1:10@A0 DATE: 03/06/21 DRAWN BY: AA CHECKED: SS

PROJECT No: 10465 DRAWING No: A70-011 REVISION: B

10465 A70-011

B

BHB 3001/Royal Hobart Hospital - ICU Expansion/RHH/ICU Expansion_A2024



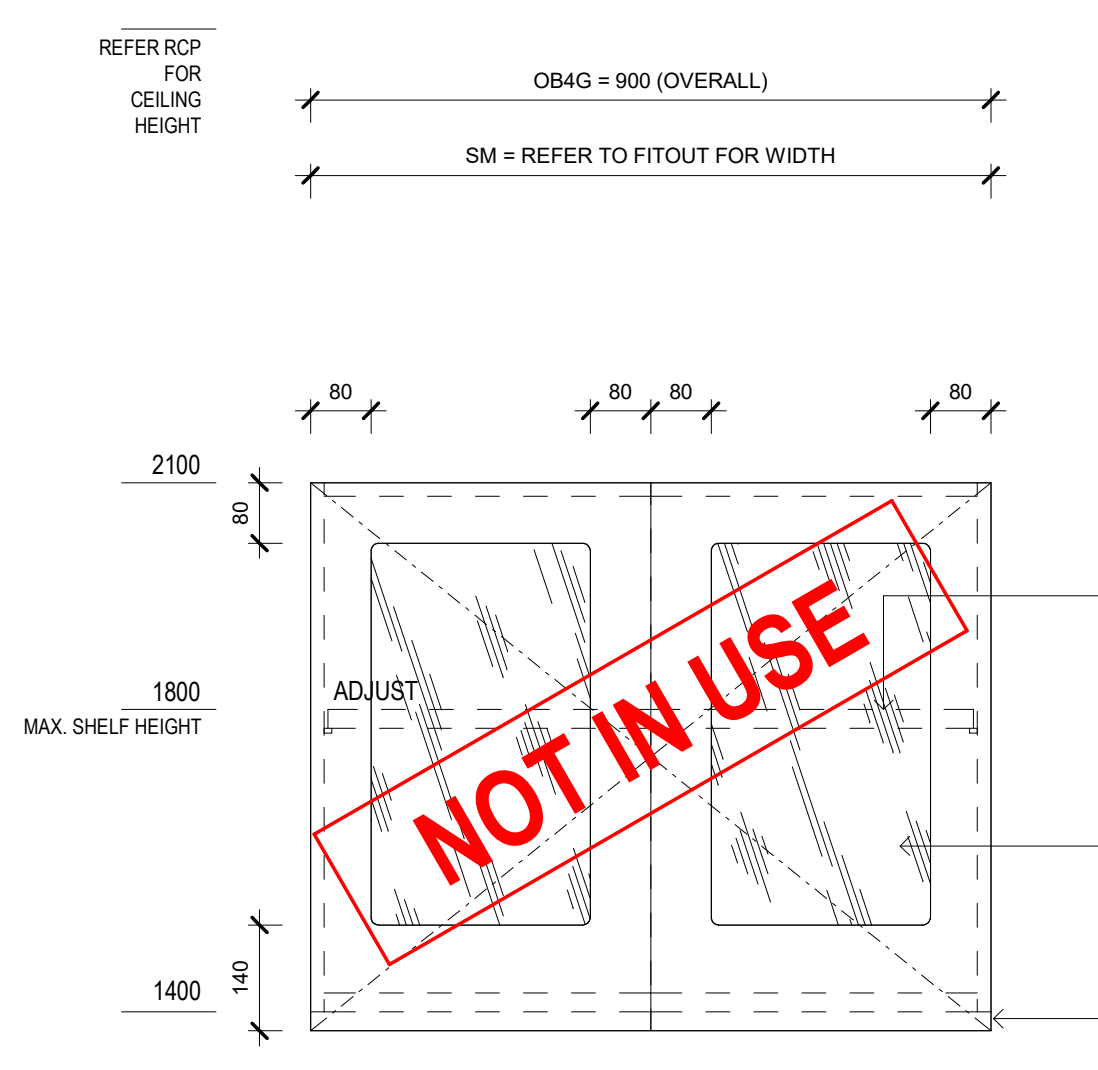
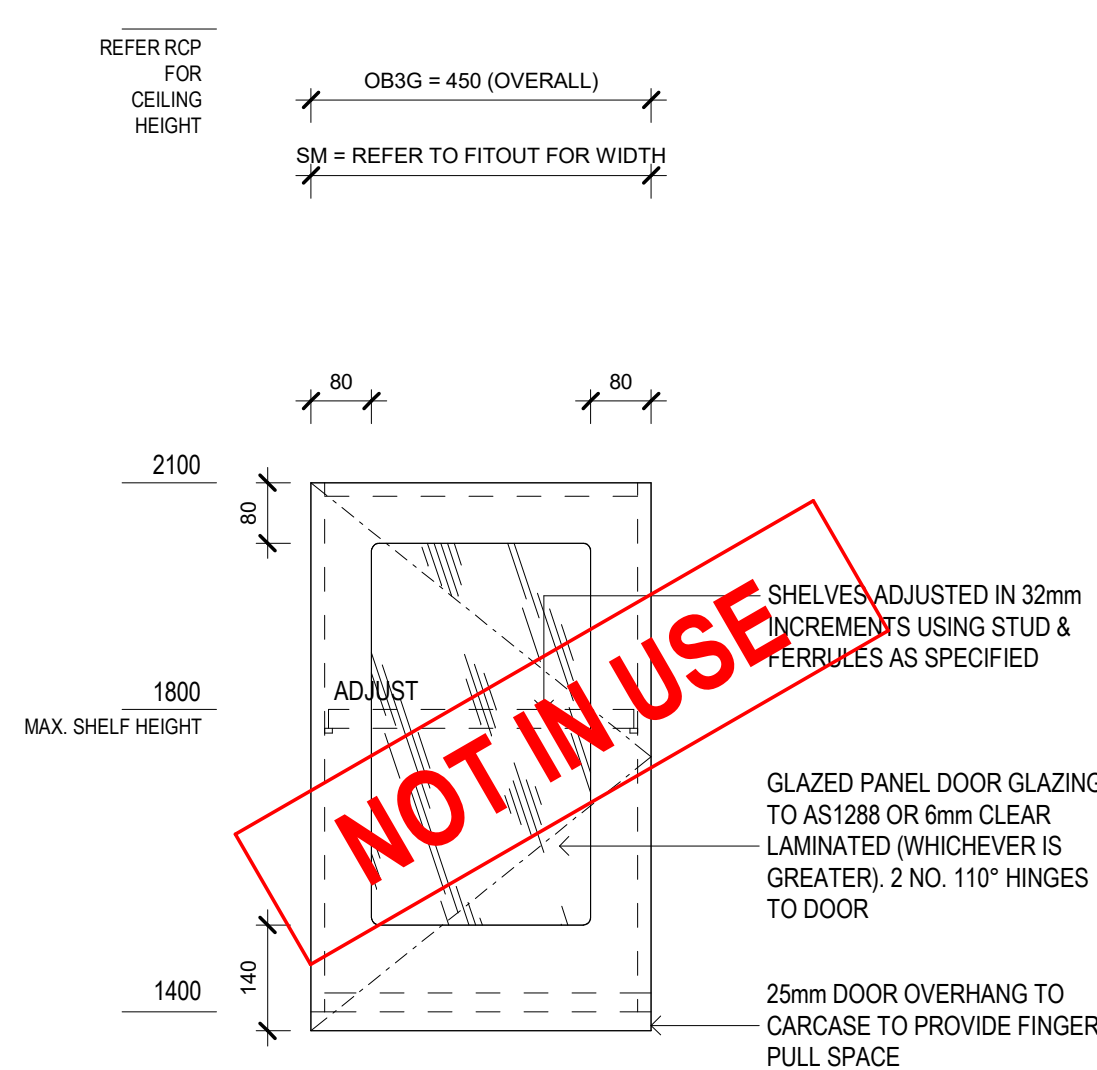
Joinery Detail - OB1/OB2 - Typical Elevation

Joinery Detail - OB1/OB2 - Typical Section

Joinery Detail - OB3 - Typical Elevation - Single Door

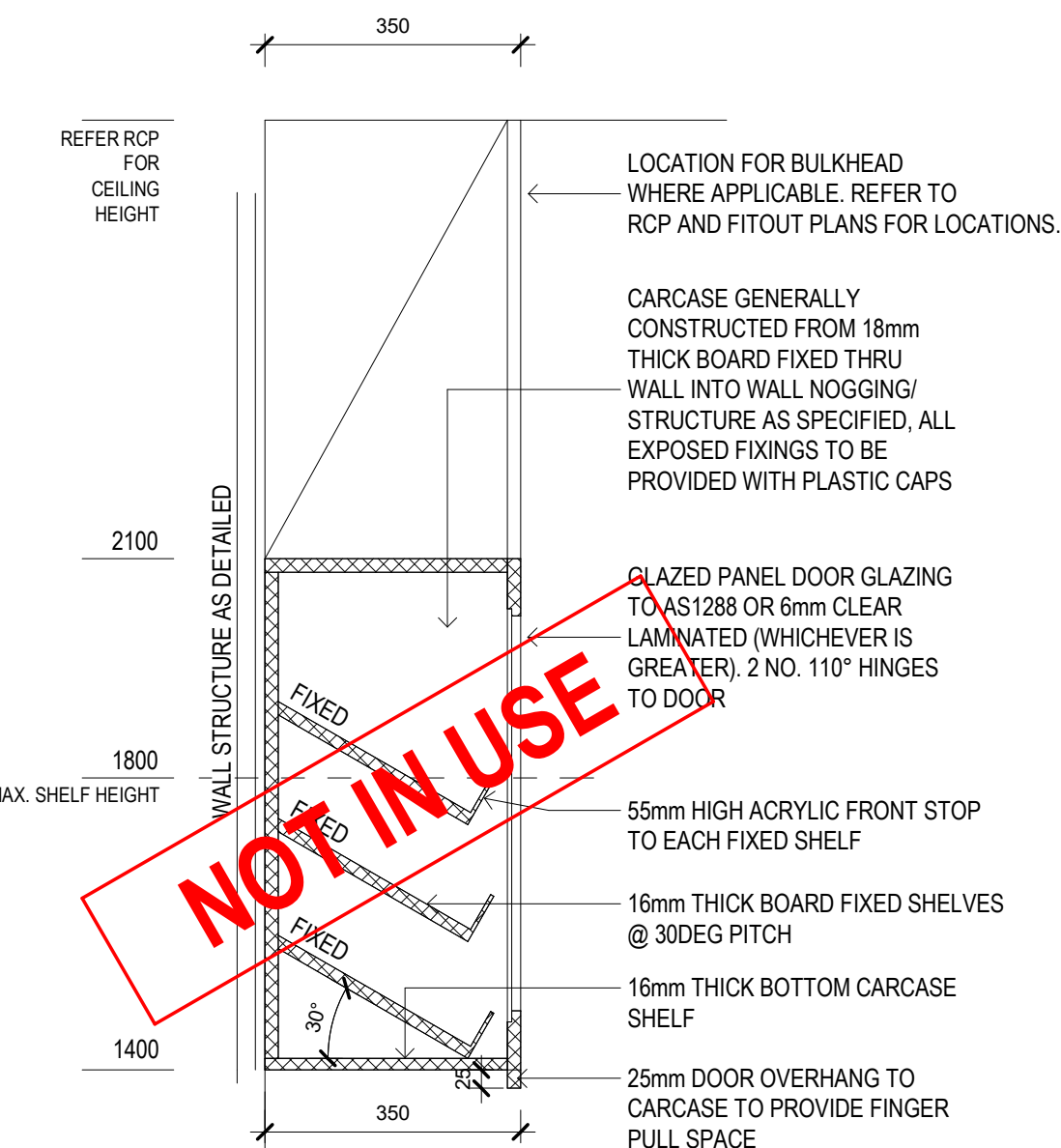
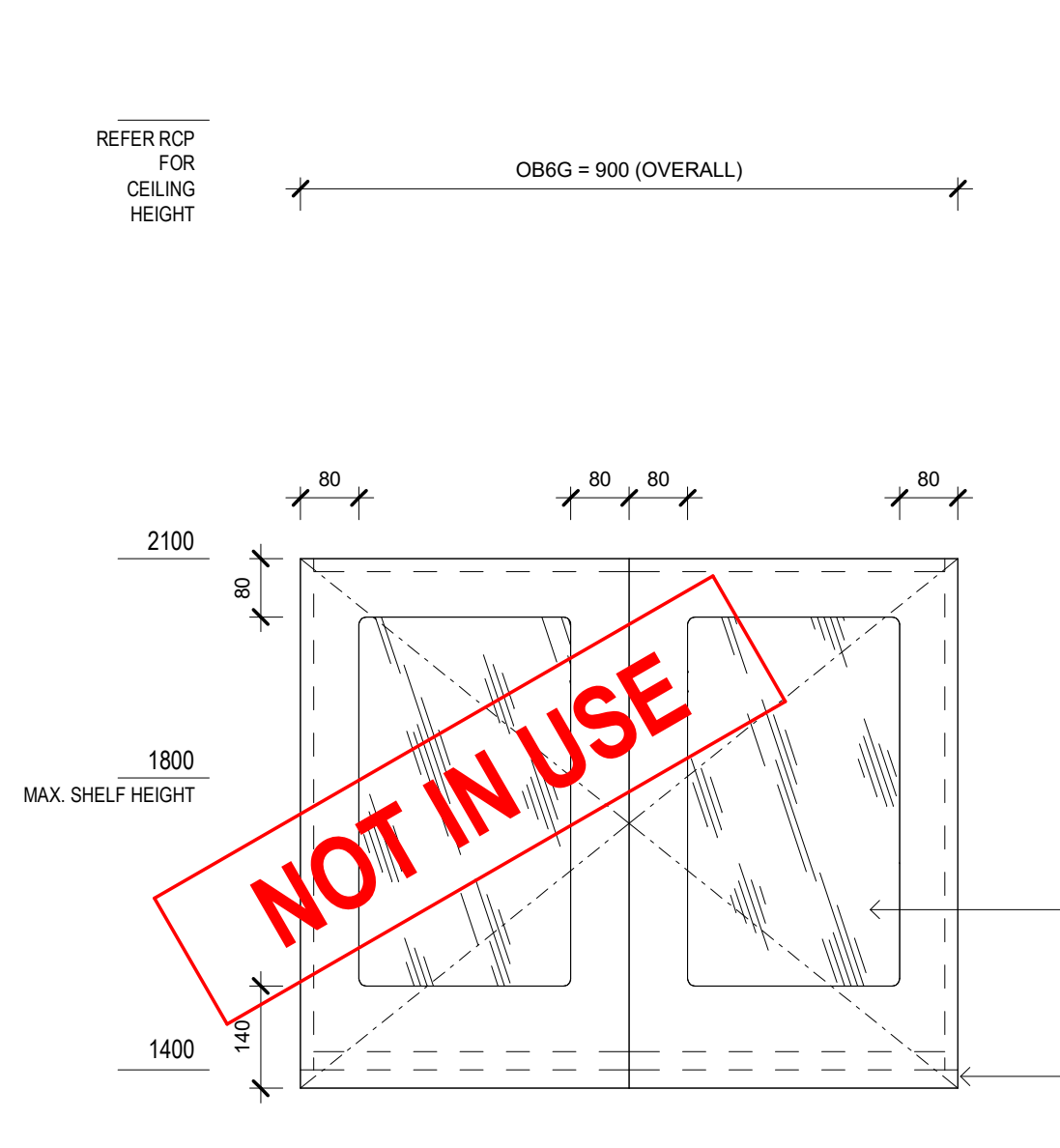
Joinery Detail - OB4 - Typical Elevation - Double Door

Joinery Detail - OB3/OB4 - Typical Section

OB1/OB2

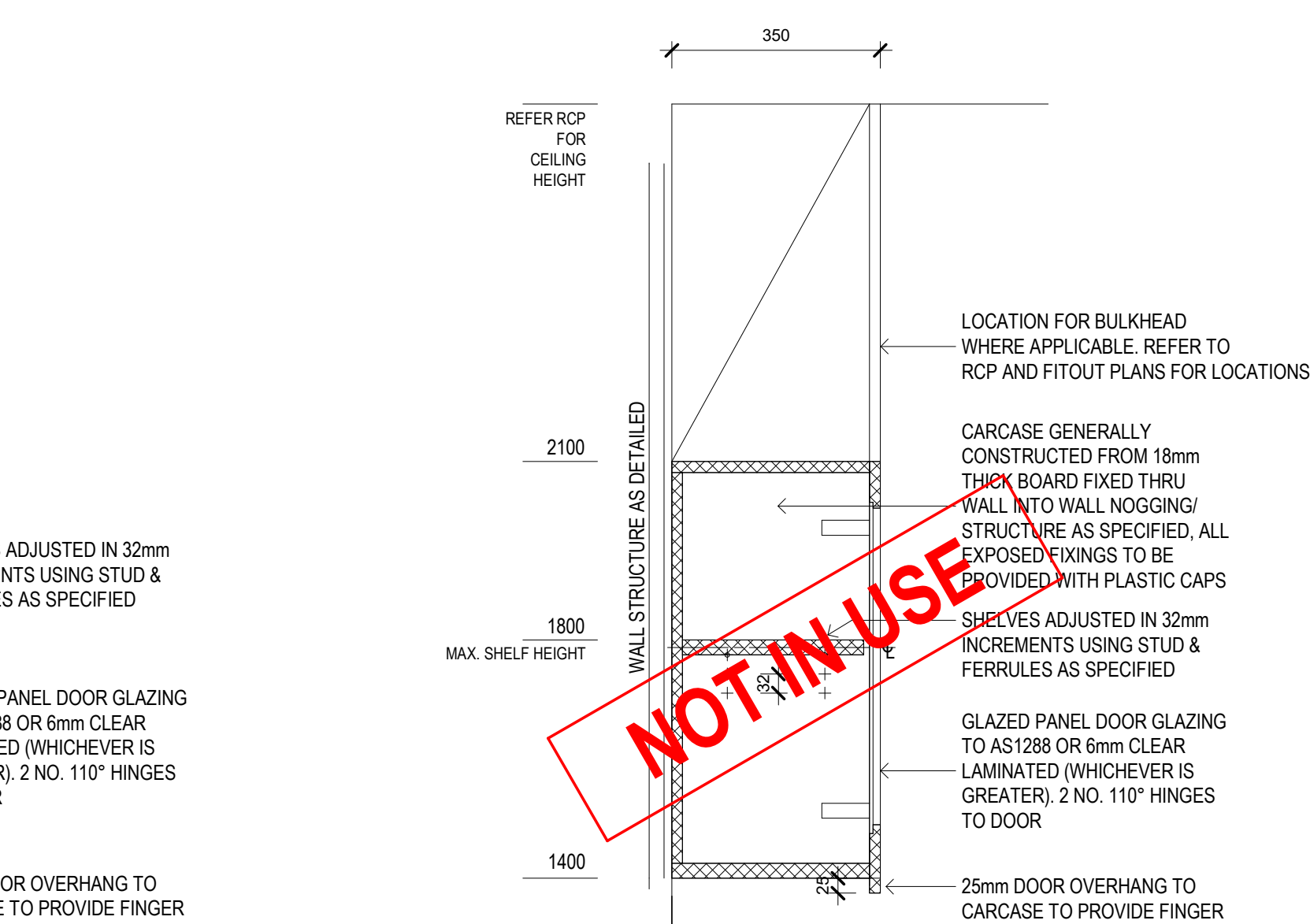
Joinery Detail - OB3G - Typical Elevation - Single Door

Joinery Detail - OB4G - Typical Elevation - Double Door

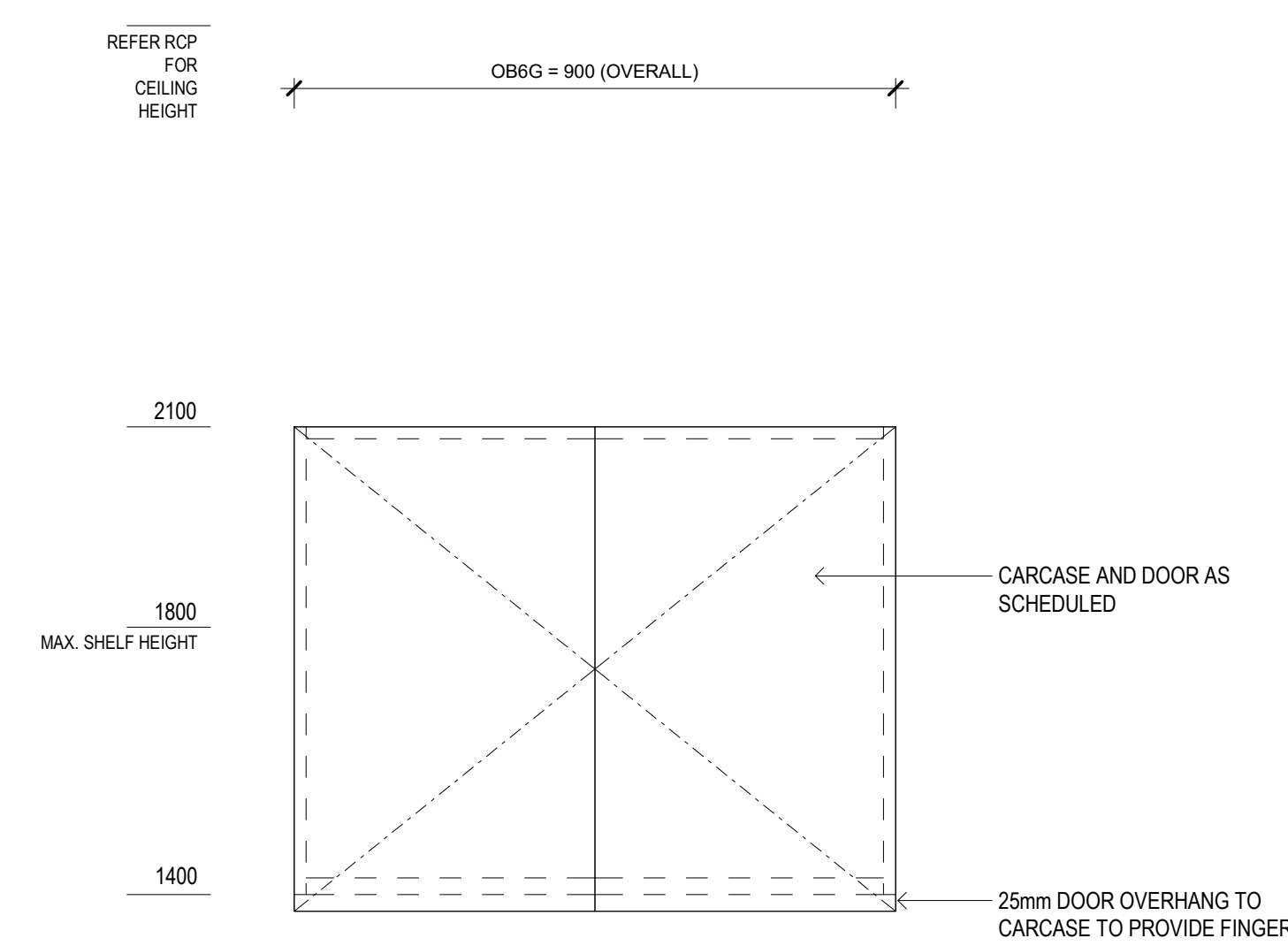
OB3G/OB4G

Joinery Detail - OB6G - Typical Elevation

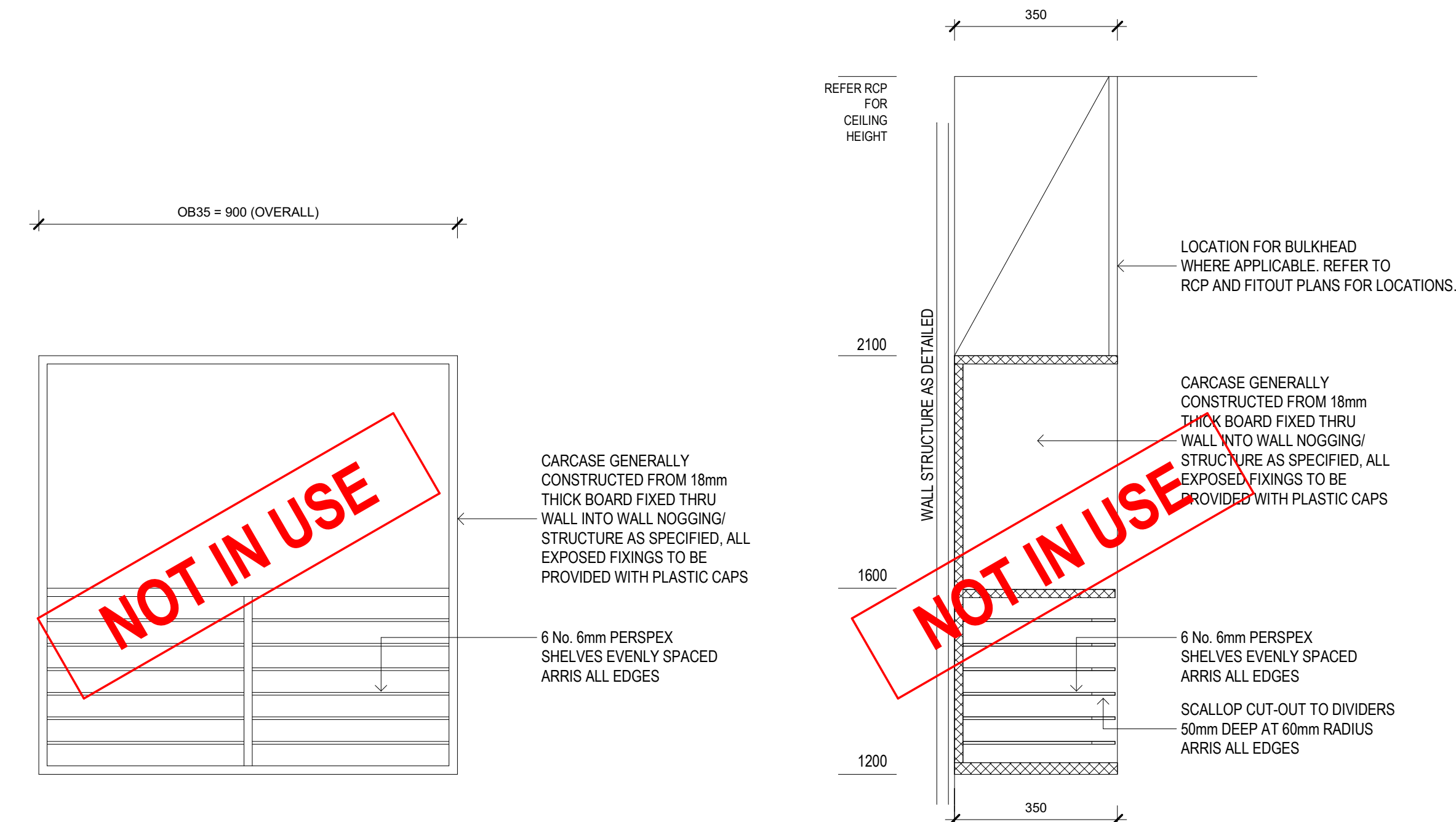
Joinery Detail - OB6G - Typical Section

OB6G

Joinery Detail - OB3G/OB4G - Typical Section



Joinery Detail - OB6 - Typical Elevation

OB6

OB35 - ELEVATION / SECTION

OB35

OB35 - ELEVATION / SECTION

[illegible]

--	--	--	--

COPYRIGHT

ALL RIGHTS RESERVED. THIS WORK IS COPYRIGHT AND CANNOT BE REPRODUCED OR COPIED IN ANY FORM OR BY ANY MEANS (GRAPHIC, ELECTRONIC OR MECHANICAL, INCLUDING PHOTOCOPYING) WITHOUT THE WRITTEN PERMISSION OF THE PRINCIPAL UNDER THE TERMS OF THE CONTRACT. ANY LICENCE, EXPRESS OR IMPLIED, TO USE THE DOCUMENT FOR ANY PURPOSE WHATSOEVER IS RESTRICTED TO THE TERMS OF THE AGREEMENT OR IMPLIED AGREEMENT WITH THE PRINCIPAL UNDER THE TERMS OF

DIMENSIONS
USE FIGURED DIMENSIONS, **DO NOT SCALE**. CONTRACTORS MUST
VERIFY ALL DIMENSIONS ON THE SITE BEFORE COMMENCING ANY
WORK OR MAKING ANY SHOP DRAWING WHICH MUST BE SUBMITTED
AND REVIEWED BEFORE MANUFACTURE.

SUBSTITUTE FIRE EQUIPMENT SPECIFICATIONS

THE FIT-UP DESIGN AND DOCUMENTATION HAS BEEN COMPLETED ON THE BASIS OF FFBE AND EQUIPMENT ADVISED TO THIS OFFICE AT THE TIME OF BRIEFING THE DESIGN. THE DESIGN PROVISIONS FOR FFBE AND EQUIPMENT INCORPORATES SPATIAL ALLOCATIONS, SERVICING, LOADING AND ACCESS CLEARANCES AND WHERE APPROPRIATE SERVICES REQUIREMENTS, HAVING DUE REGARD FOR SURROUNDING FEATURES AND LIMITATIONS. IT IS TO BE NOTED THAT SUBSTITUTE FIRE EQUIPMENT WITH ALTERNATE SPECIFICATIONS SHOULD NOT BE PROCURED PRIOR TO VALIDATING THOSE SPECIFICATIONS AGAINST THE ITEM CONTROL, SCHEDULE AND DESIGN PROVISIONS IN THE MODEL. THIS OFFICE ACCEPTS NO RESPONSIBILITY FOR THE PROCUREMENT OF SUBSTITUTE FFBE AND EQUIPMENT WHICH HAS NOT BEEN VERIFIED AGAINST DATA DURING THE DESIGN PROCESS.

SERVICE POINTS DISCLAIMER

THE SERVICE POINTS IDENTIFIED ON THESE DRAWINGS HAVE BEEN OVERLAYED FROM THE BUILDING SERVICES ENGINEERING (BSE) MODEL, AND ARE PROVIDED FOR INFORMATION AND CONVENIENCE ONLY. THEY HAVE BEEN ADVISED BY THE SERVICES ENGINEERING GROUP THAT THE POINTS REPRESENTED ON THESE DRAWINGS ARE CORRECT AT THE TIME OF PUBLICATION. THIS OFFICE DOES NOT WARRANT THE ACCURACY OF THIS DATA. REFER TO THE BUILDING SERVICES ENGINEERING DOCUMENTATION FOR THE INSTALLATION OF THE SERVICES POINTS, AND THE INTERFACE BETWEEN THE SERVICES POINTS AND THE RESPECTIVE ENGINEERING SYSTEMS.

ISSUED FOR INFORMATION

BPSMarchitects 

Bush Pattee Shugg & Moon

ABN: 21 134 476 065
PELACO COMPLEX, BUILDING 3, LEVEL 2
21-31 GOODWOOD ST, RICHMOND VIC 3121, AUSTRALIA
PH: (03) 9885 2333 FAX: (03) 9885 2655

THIS ARCHITECTURAL DESIGN IS THE COPYRIGHT OF
SILVER THOMAS HANLEY (AUS) PTY LTD ABN 21 134 476 065
AND SHALL NOT BE REPRODUCED WITHOUT THEIR WRITTEN PERMISSION



PROJECT

RHH - ICU EXPANSION

48 LIVERPOOL STREET, HOBART

1. *Journal of the American Medical Association*, 2000; 283: 2639-2644.

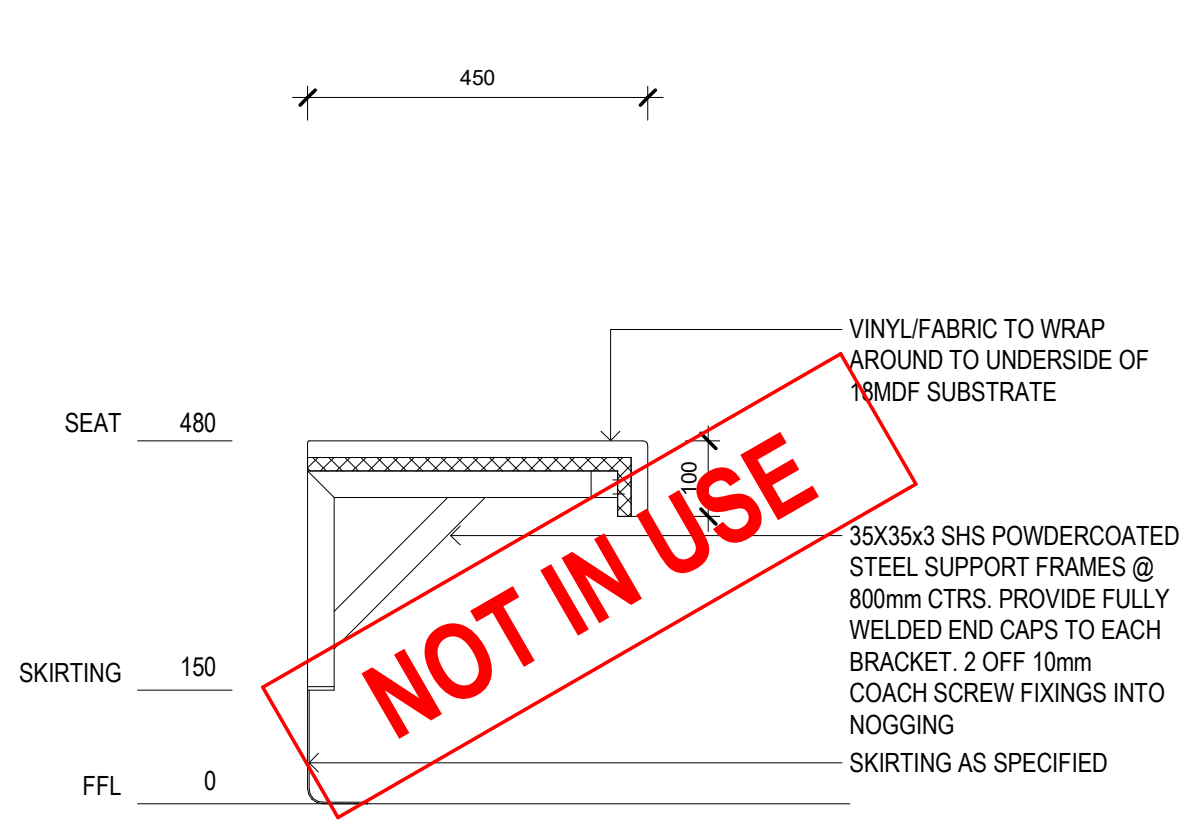
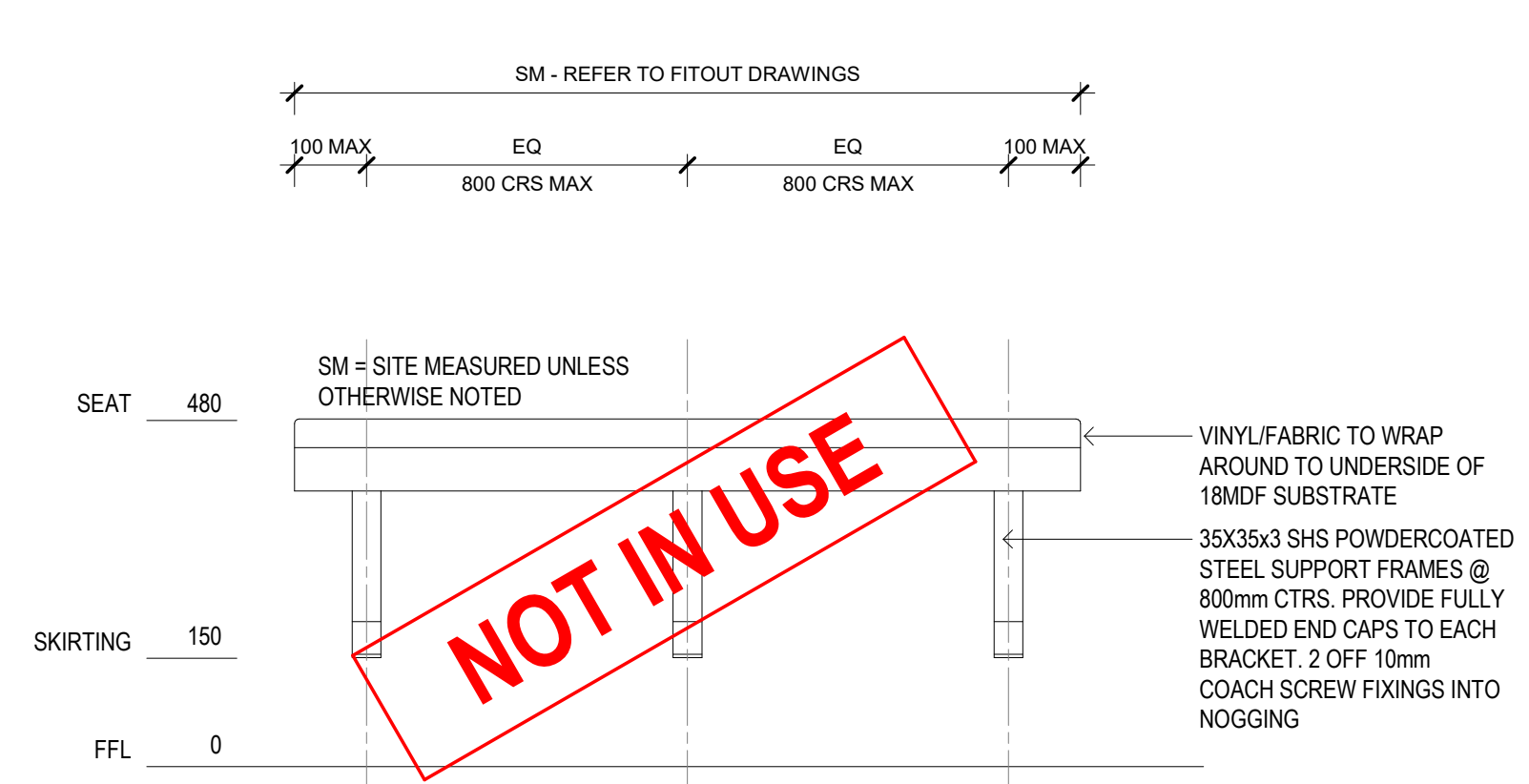
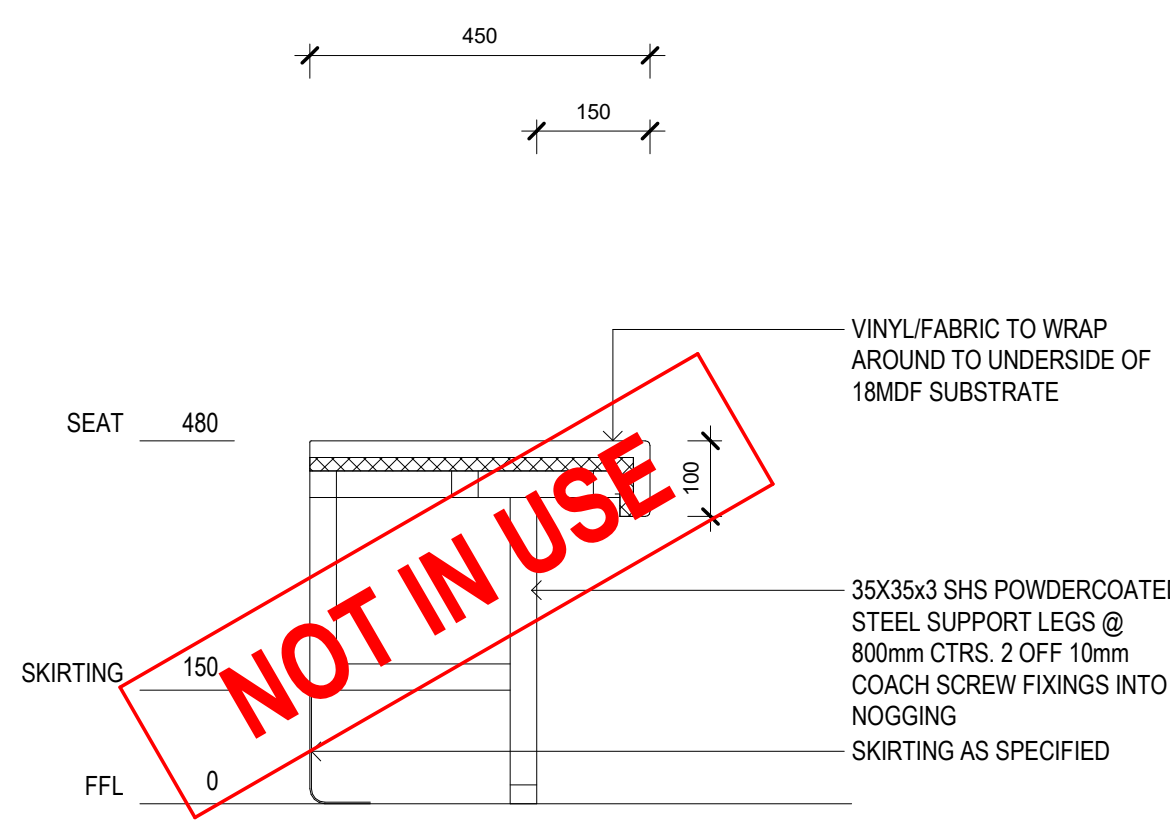
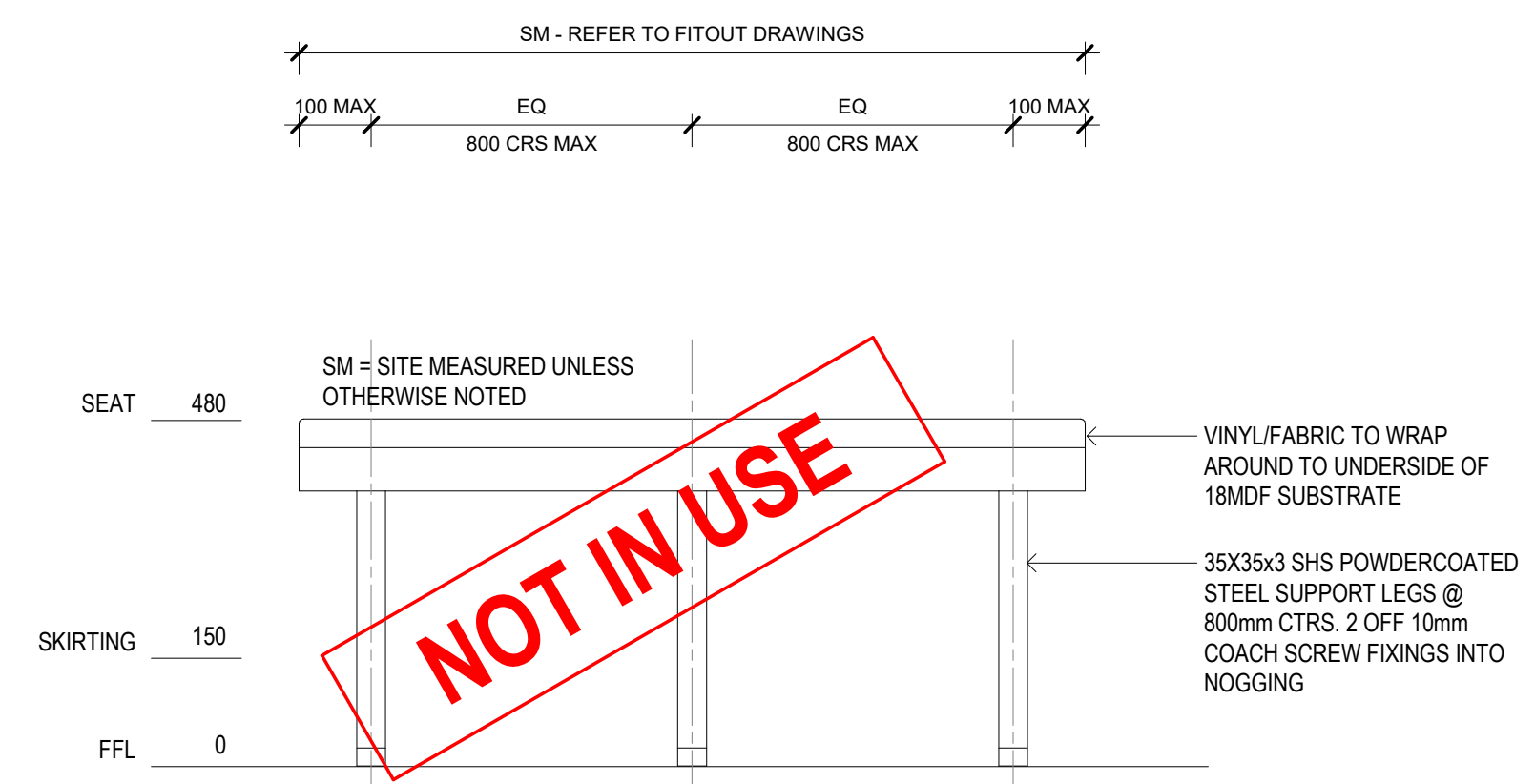
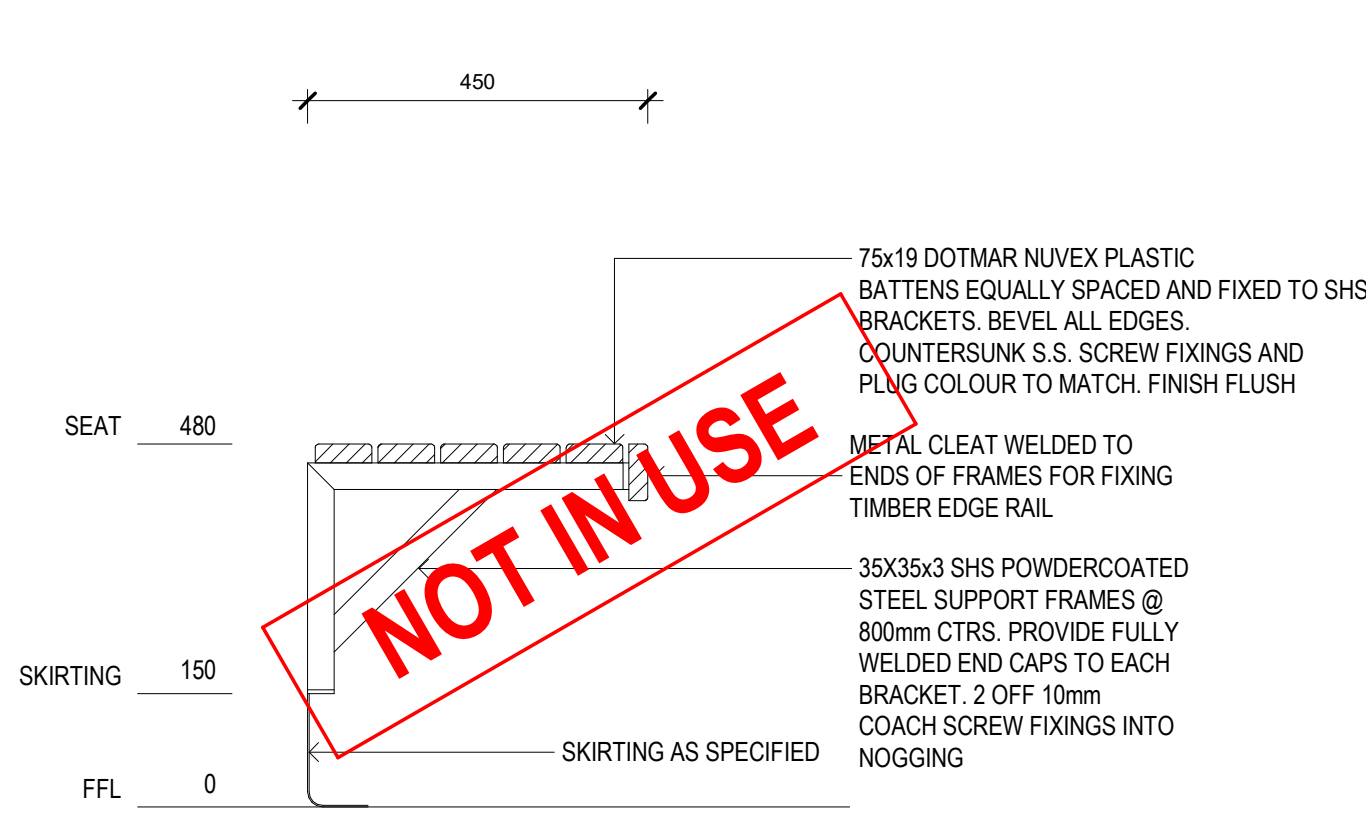
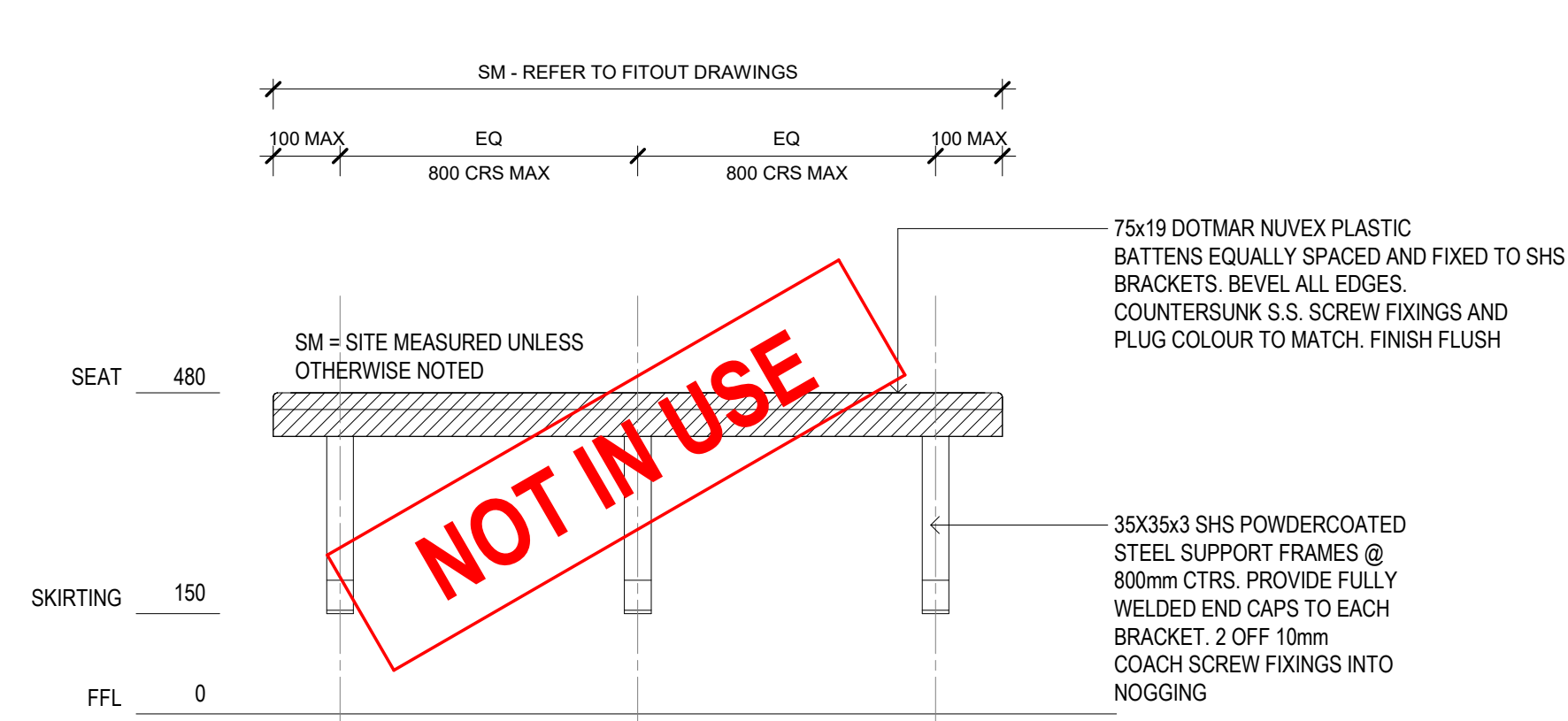
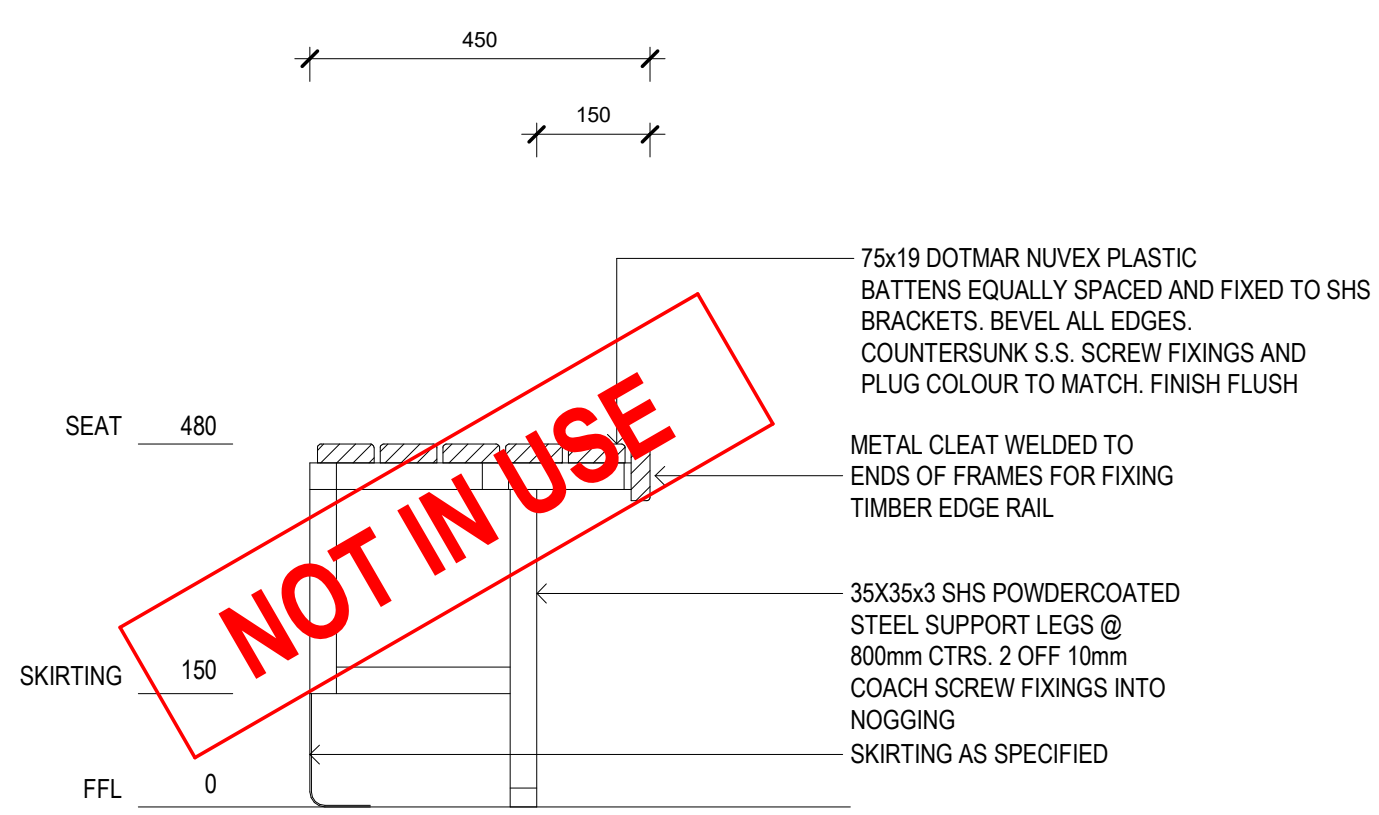
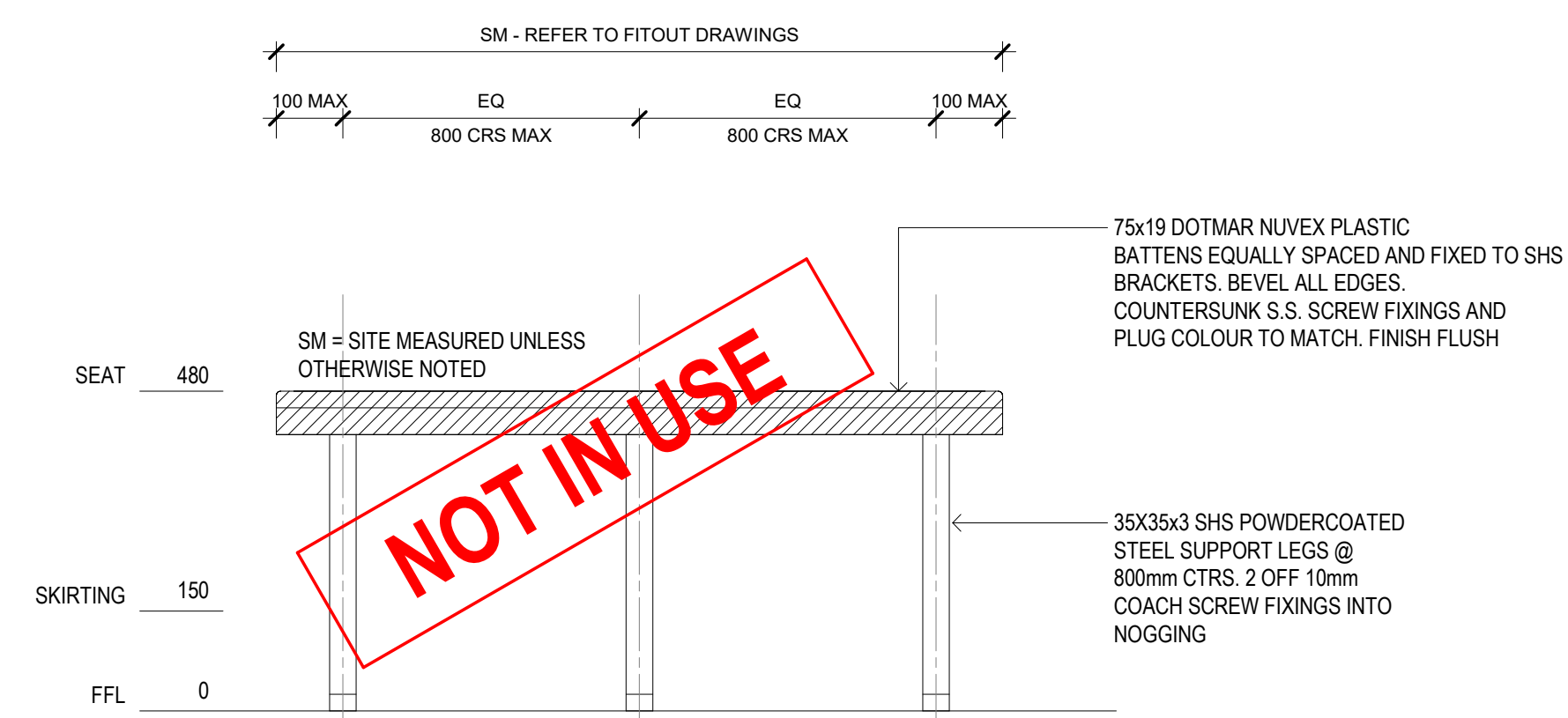
DRAWING TITLE

**STANDARD JOINERY -
TYPICAL OVERBENCH
DETAILS**

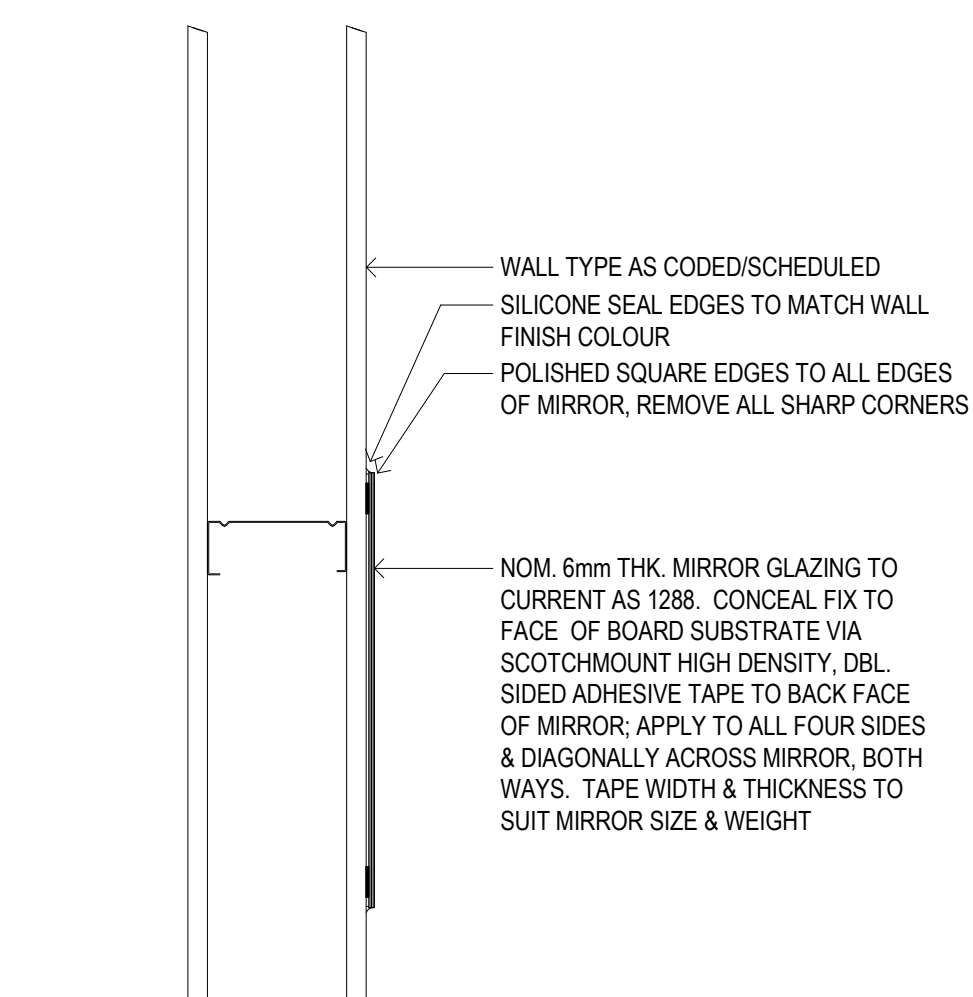

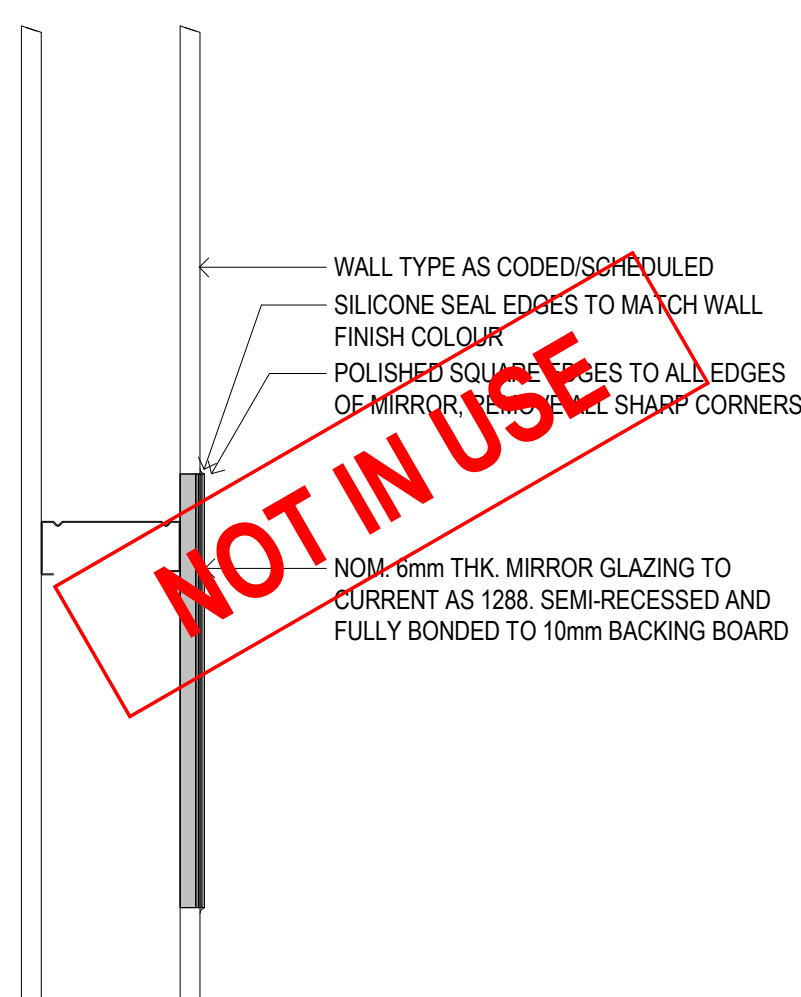
SCALE	DATE	DRAWN BY	CHECKED
1:10@A0	03/06/21	AA	SS

PROJECT No. 10465 DRAWING No. A70-020 REVISION B

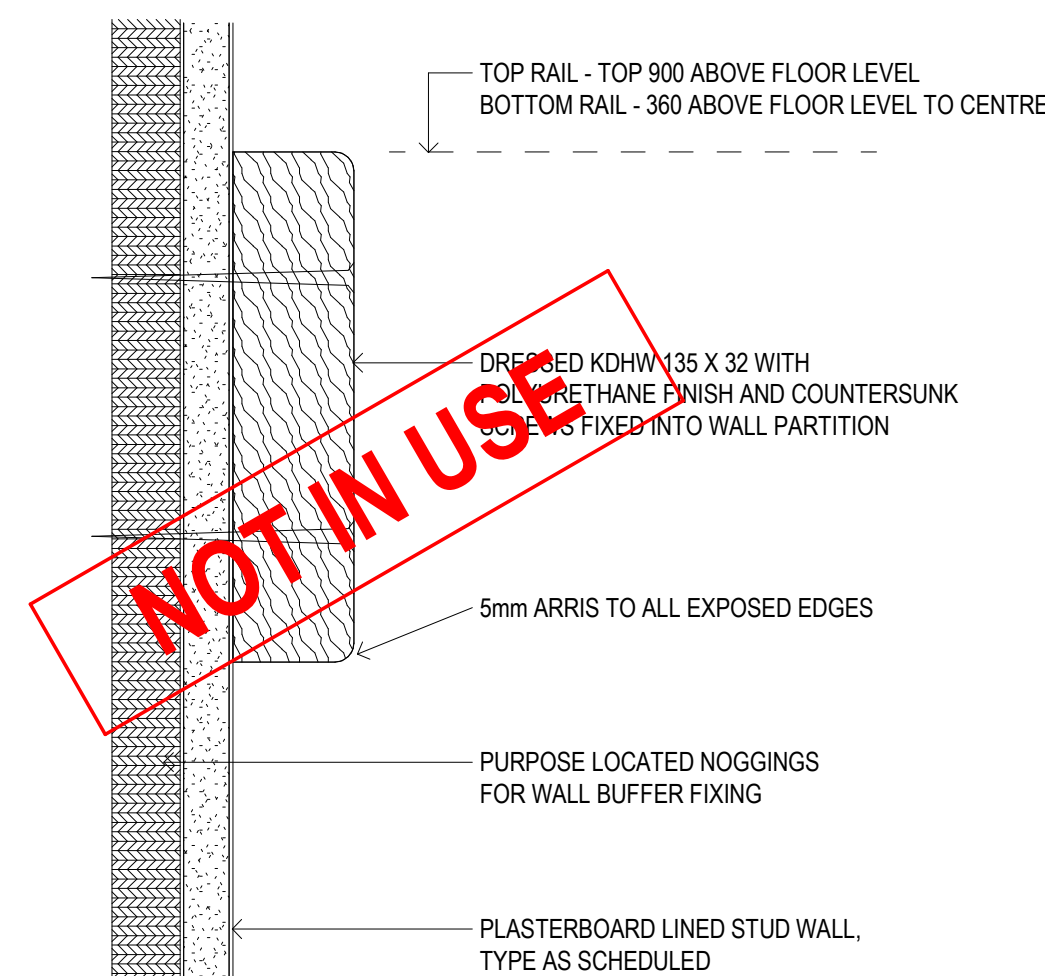
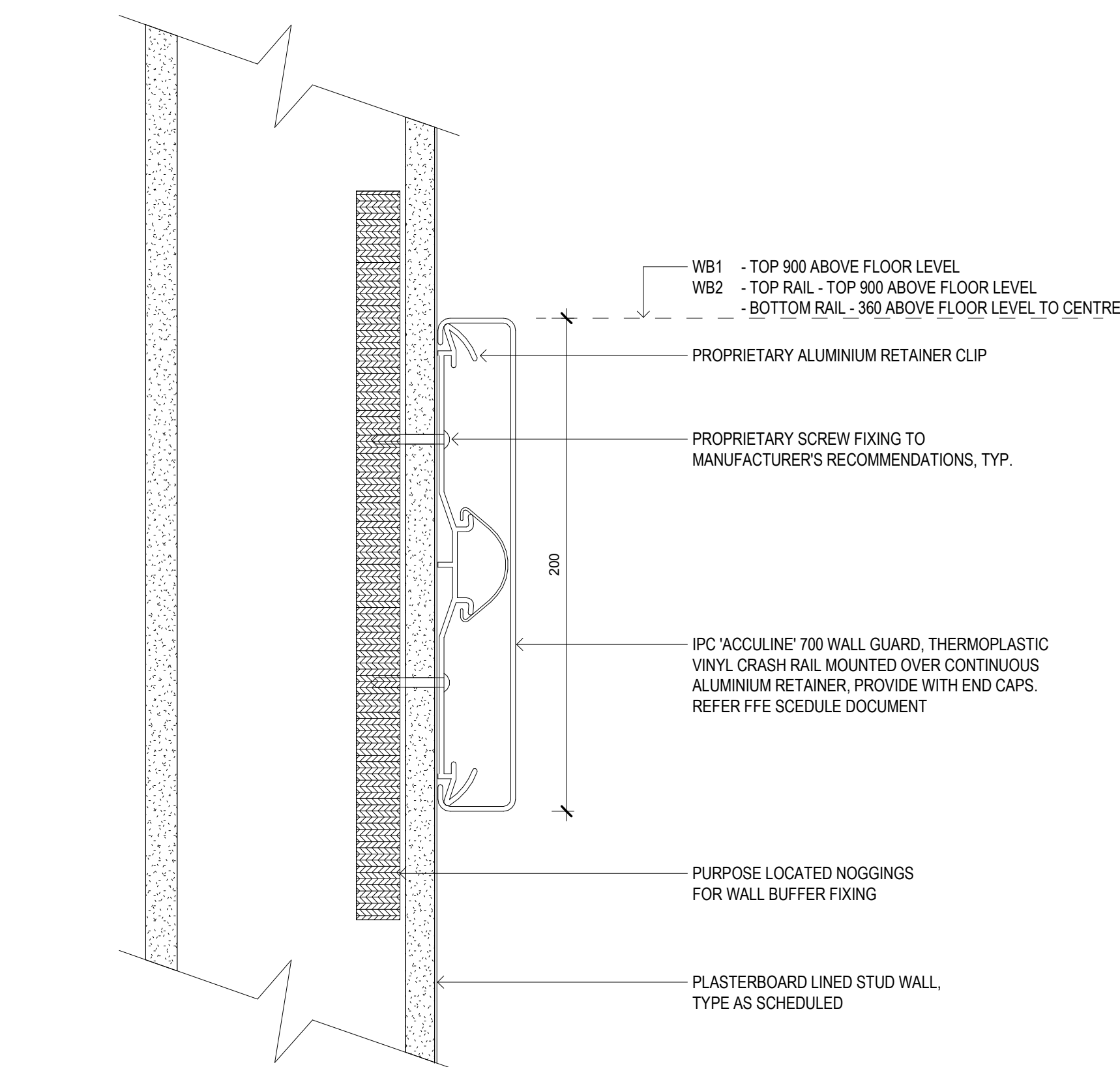
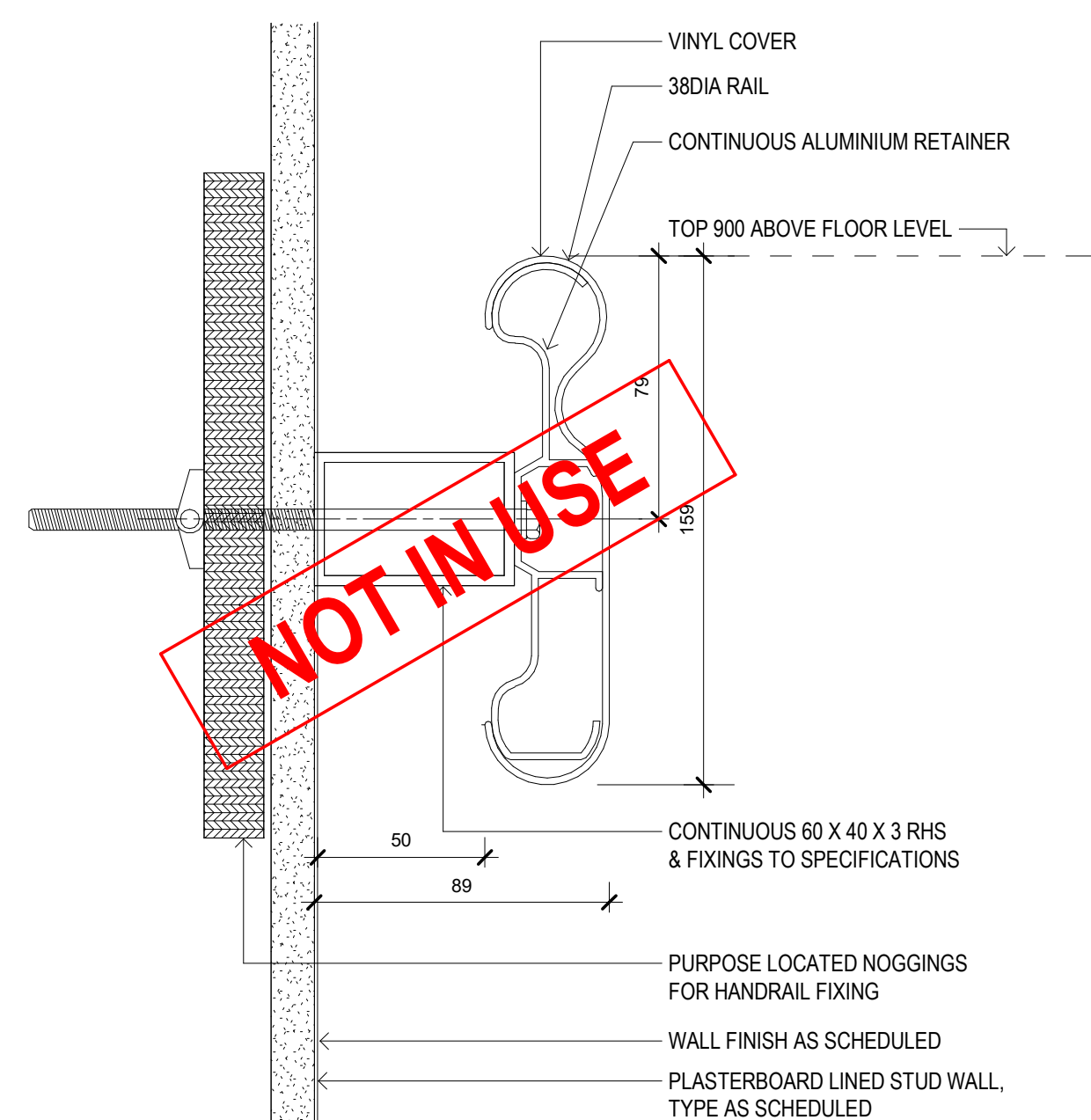
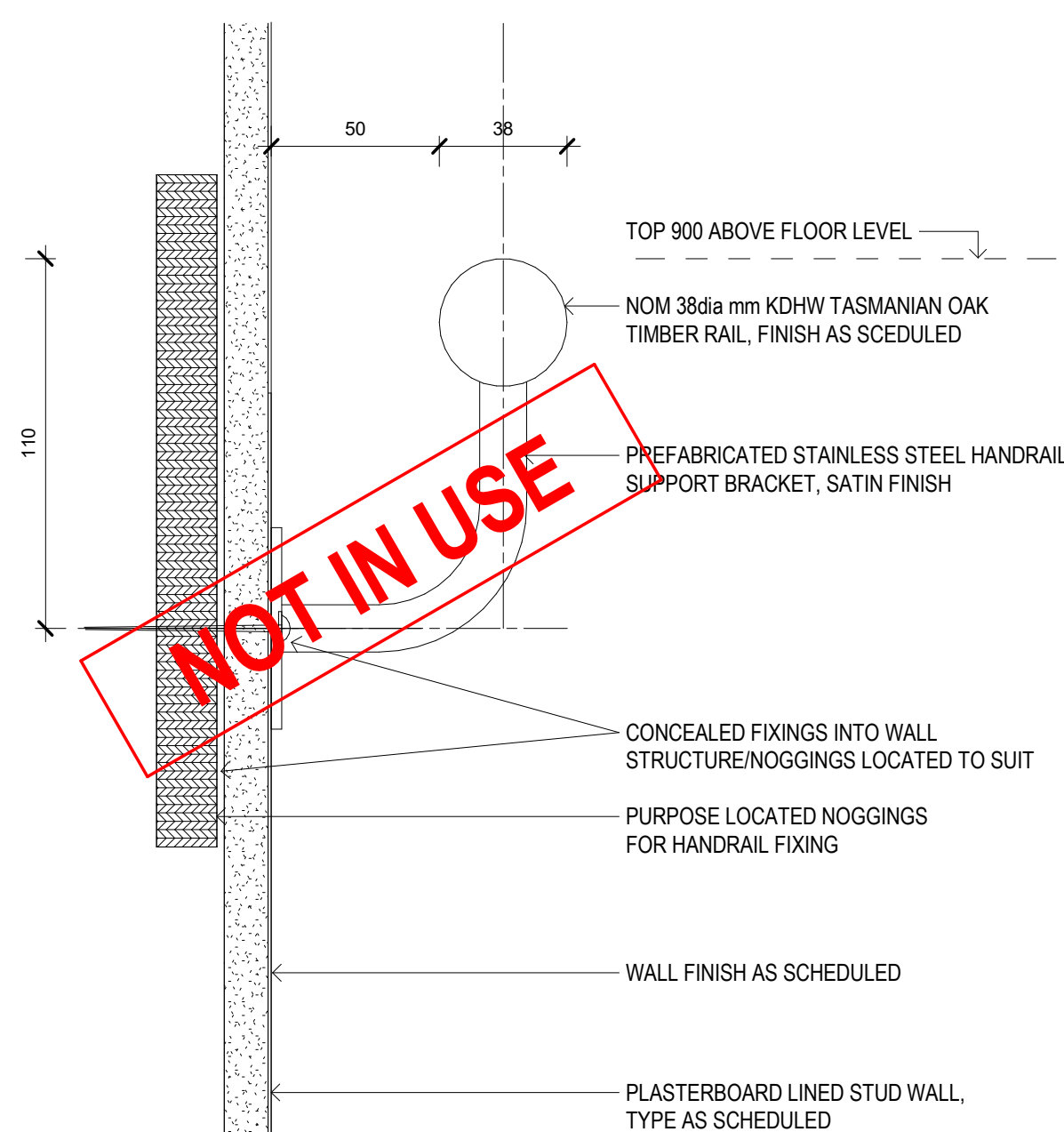
B



BENCH SEAT DETAILS



MIRROR DETAILS



MIRROR DETAILS

WALL BUFFER DETAILS

[illegible]

COPYRIGHT
ALL RIGHTS RESERVED. THIS WORK IS COPYRIGHT AND CANNOT BE REPRODUCED OR COPIED IN ANY FORM OR BY ANY MEANS (GRAPHIC, ELECTRONIC OR MECHANICAL, INCLUDING PHOTOCOPYING) WITHOUT THE WRITTEN PERMISSION OF THE PRINCIPAL UNDER THE TERMS OF THE CONTRACT. ANY LICENCE, EXPRESS OR IMPLIED, TO USE THE DOCUMENT FOR ANY PURPOSE WHATSOEVER IS RESTRICTED TO THE TERMS OF THE AGREEMENT OR IMPLIED AGREEMENT WITH THE PRINCIPAL UNDER THE TERMS OF

DIMENSIONS
USE FIGURED DIMENSIONS, DO NOT SCALE. CONTRACTORS MUST
VERIFY ALL DIMENSIONS ON THE SITE BEFORE COMMENCING ANY
WORK OR MAKING ANY SHOP DRAWING WHICH MUST BE SUBMITTED
AND REVIEWED BEFORE MANUFACTURE

FIXTURES, FITTINGS & EQUIPMENT SPECIFICATIONS

SUBSTITUTE FIRE EQUIPMENT SPECIFICATIONS

The FIT-OUT DESIGN AND DOCUMENTATION HAS BEEN COMPLETED ON THE BASIS OF FF&E AND EQUIPMENT ADVISED TO THIS OFFICE AT THE TIME OF BRIEFING THE DESIGN.

THE DESIGN PROVISIONS FOR FF&E AND EQUIPMENT INCORPORATES SPATIAL ALLOCATIONS, SERVICES, CONNECTIONS AND ACCESSIBLE LOCATIONS AND WHERE APPROPRIATE, SERVICE REQUIREMENTS ARE NOTED REGARDING SURROUNDING FEATURES AND FITTINGS. IT SHOULD BE NOTED THAT SUBSTITUTE FF&E OR EQUIPMENT WITH ALTERNATE SPECIFICATIONS SHOULD NOT BE PROCURED PRIOR TO VALIDATING THOSE SPECIFICATIONS AGAINST THE ITEM CONTROL SCHEDULE AND DESIGN PROVISIONS IN THE M&P. NO COST ADJUSTMENT OR RESPONSIBILITY FOR THE PROCUREMENT OF SUBSTITUTE FIRE AND EQUIPMENT WHICH HAS NOT BEEN REVIEWED AND VALIDATED AGAINST THE ORIGINAL DESIGN PROVISIONS.

SERVICE POINTS DISCLAIMER

THE SERVICE POINTS IDENTIFIED ON THESE DRAWINGS HAVE BEEN OVERRIDDEN FROM THE BUILDING SERVICES ENGINEERING MODEL, AND ARE PROVIDED FOR INFORMATION AND SET-OUT PURPOSES ONLY. WE HAVE BEEN ADVISED BY THE SERVICES ENGINEERS THAT THE POINTS REPRESENTED ON THESE DRAWINGS ARE CORRECT AT THE TIME OF PUBLICATION. THIS OFFICE DOES NOT WARRANT THE ACCURACY OF THIS DATA. REFER TO THE BUILDING SERVICES ENGINEERING DOCUMENTATION FOR THE INSTALLATION OF THE SERVICES POINTS, AND THE INTERFACE BETWEEN THE SERVICES POINTS AND THE RESPECTIVE ENGINEERING SYSTEMS.

ISSUED FOR INFORMATION

ARCHITECTS

BPSM architects
Bush Parkes Shugg & Moon

STH

ABN: 21 134 476 065
PELACO COMPLEX, BUILDING 3, LEVEL 2
21-31 GOODWOOD ST, RICHMOND VIC 3121, AUSTRALIA
PH: (03) 9685 2333 FAX: (03) 9685 2455

THIS ARCHITECTURAL DESIGN IS THE COPYRIGHT OF
SILVER THOMAS HANLEY (AUS) PTY LTD ABN 21 134 476 065
AND SHALL NOT BE REPRODUCED WITHOUT THEIR WRITTEN PERMISSION
CLIENT

PROJECT
RHH - ICU EXPANSION

48 LIVERPOOL STREET, HOBART

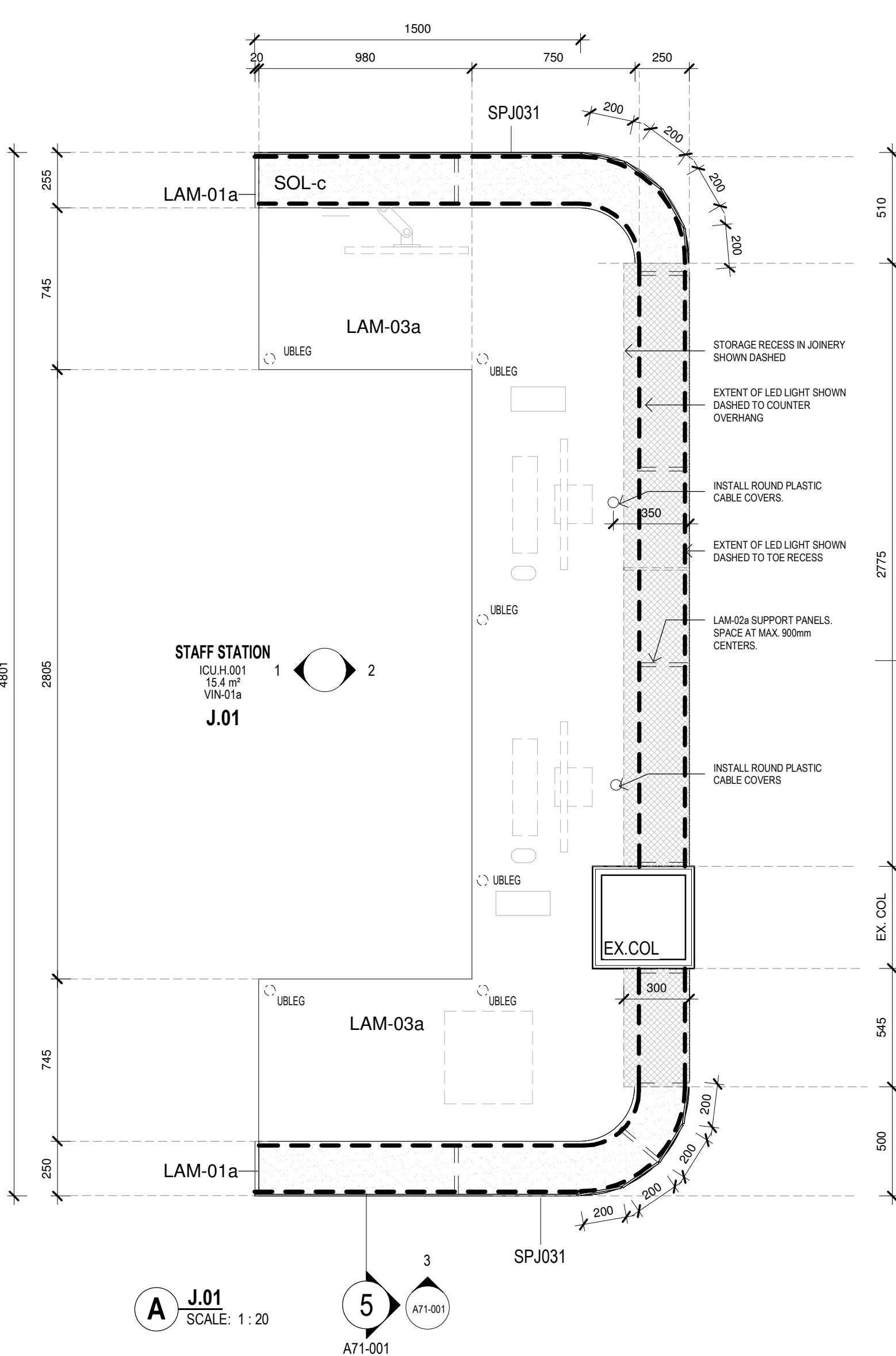
DRAWING TITLE _____

STANDARD JOINERY - TYPICAL JOINERY FIXTURES

1. *Journal of Management Studies*, 1990, 27, 103-115.

SCALE	DATE	DRAWN BY	CHECKED
As indicated@A0	03/06/21	AA	SS
PROJECT No.	DRAWING No.	REVISION	

PROJECT NO.	ENGINEERING NO.	REVISION
10465	A70-040	B



JOINERY NOTES:

JOINERY HANDLES TO BE HAFELE: D PULL HANDLES IN CHROME. REFER TO SPECIFICATION FOR FURTHER DETAILS.

ALL TOP EDGES TO BE SEALED. REFER TO SPECIFICATION.

ALL LAMINATE BENCHTOPS TO HAVE A PENCIL ROUND EDGE PROFILE & MATCHING ABS EDGING.

WHERE JOINERY MEETS THE WALL, SUPPORT JOINERY WITH A CONTINUOUS HARDWOOD CLEAR.

FIX WITH COUNTER SUNK SCREWS.

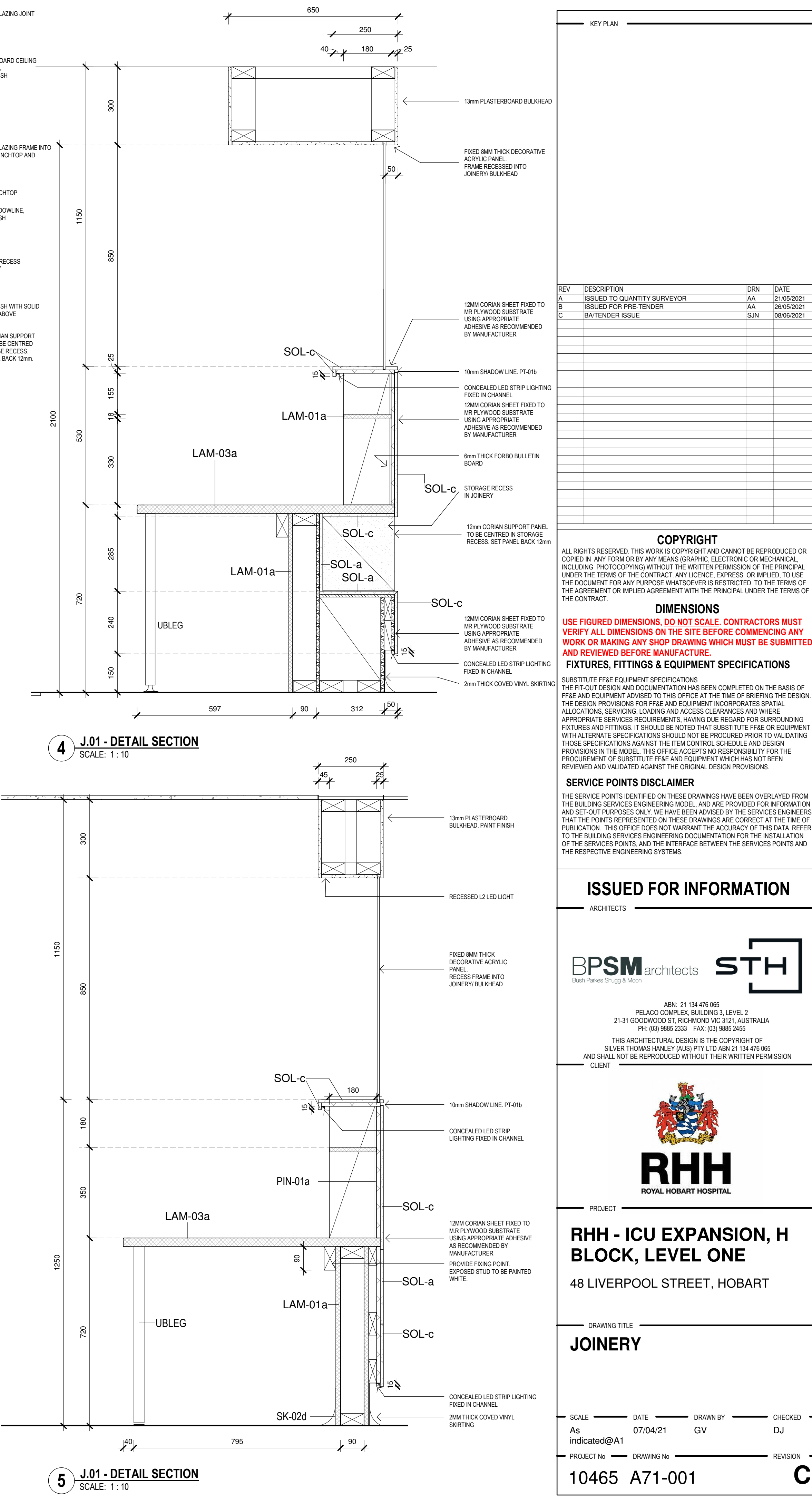
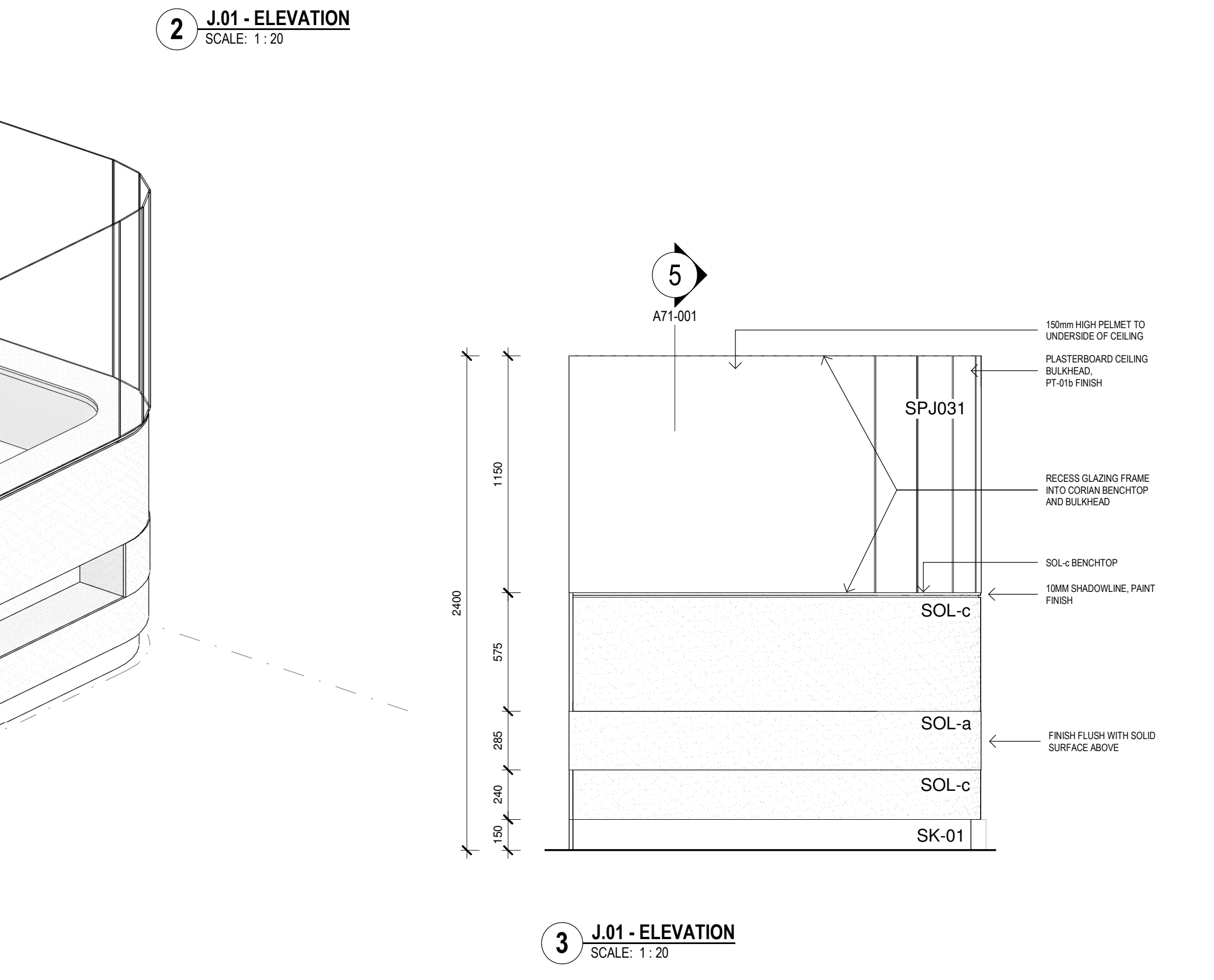
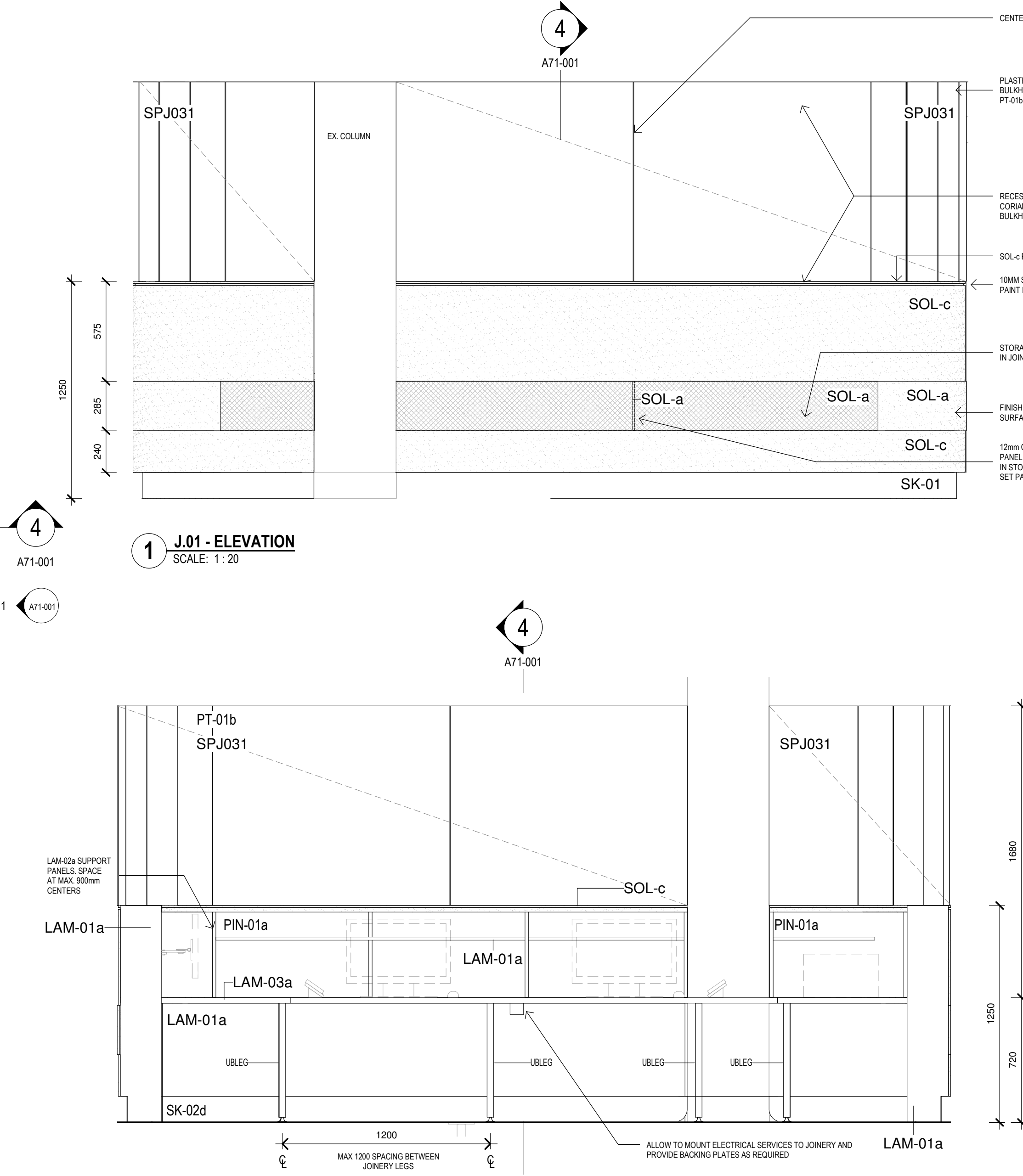
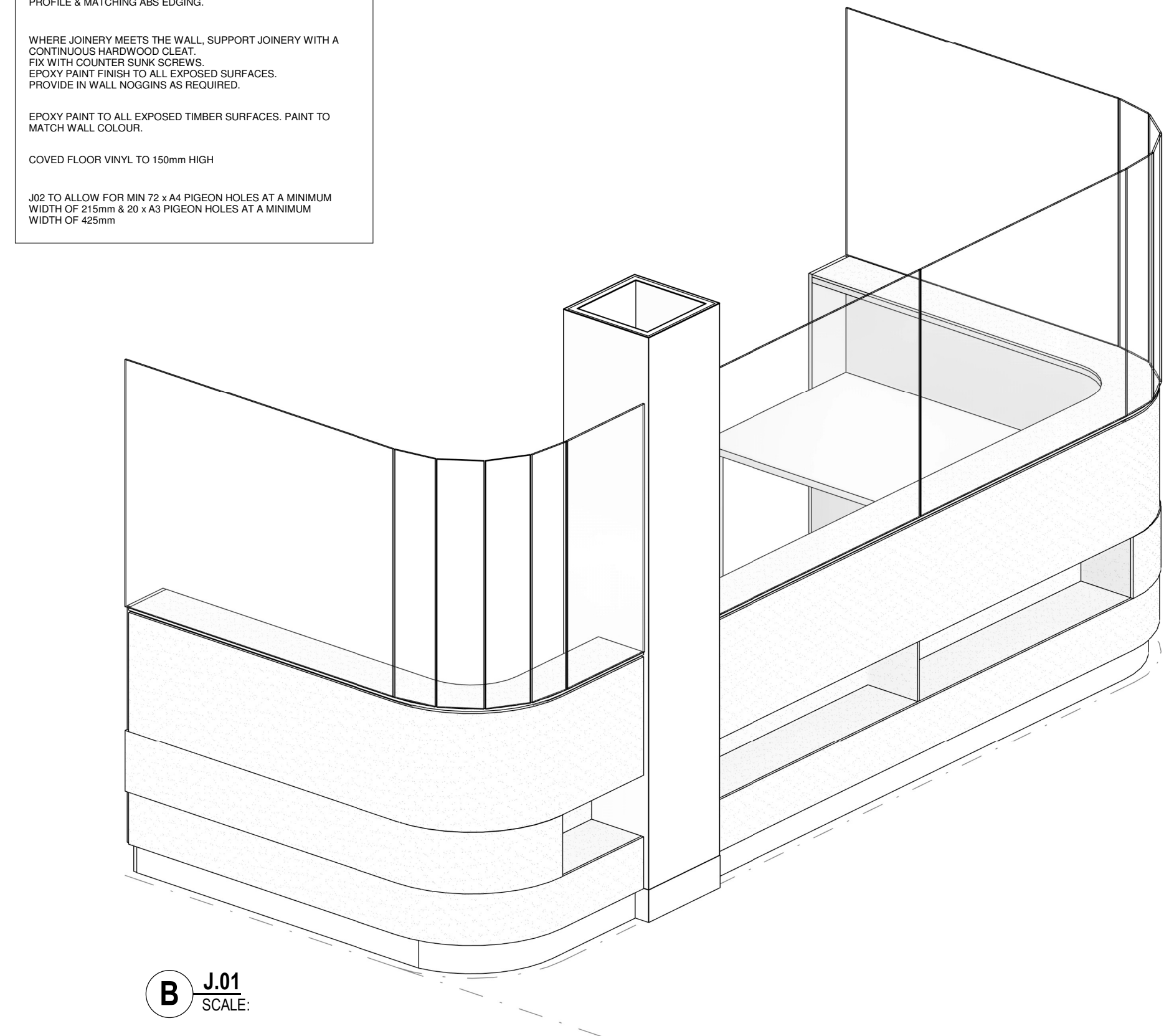
EPOXY PAINT FINISH TO ALL EXPOSED SURFACES.

PROVIDE IN WALL NOGGINS AS REQUIRED.

EPOXY PAINT TO ALL EXPOSED TIMBER SURFACES. PAINT TO MATCH WALL COLOUR.

COVERED FLOOR VINYL TO 150mm HIGH

J02 TO ALLOW FOR MIN 72 x A4 PIGEON HOLES AT A MINIMUM WIDTH OF 215mm & 20 x A3 PIGEON HOLES AT A MINIMUM WIDTH OF 425mm



KEY PLAN			
REV	DESCRIPTION	DRN	DATE
A	ISSUED TO QUANTITY SURVEYOR	AA	21/05/2021
B	ISSUED FOR PRE-TENDER	AA	28/05/2021
C	BATENDER ISSUE	SJN	08/06/2021

COPYRIGHT
ALL RIGHTS RESERVED. THIS WORK IS COPYRIGHT AND CANNOT BE REPRODUCED OR COPIED IN ANY FORM OR BY ANY MEANS (GRAPHIC, ELECTRONIC OR MECHANICAL INCLUDING: PHOTOCOPYING) WITHOUT THE WRITTEN PERMISSION OF THE PRINCIPAL UNDER THE TERMS OF THE CONTRACT. ANY LICENCE, EXPRESS OR IMPLIED, TO USE THE DOCUMENT FOR ANY PURPOSE WHATSOEVER IS RESTRICTED TO THE TERMS OF THE AGREEMENT OR IMPLIED AGREEMENT WITH THE PRINCIPAL UNDER THE TERMS OF THE CONTRACT.

DIMENSIONS
USE FIGURED DIMENSIONS, DO NOT SCALE. CONTRACTORS MUST VERIFY ALL DIMENSIONS ON THE SITE BEFORE COMMENCING ANY WORK OR MAKING ANY SHOP DRAWING WHICH MUST BE SUBMITTED AND REVIEWED BEFORE MANUFACTURE.

FIXTURES, FITTINGS & EQUIPMENT SPECIFICATIONS
SUBSTITUTE FF&E EQUIPMENT SPECIFICATIONS
THE FIT-OUT DESIGN AND DOCUMENTATION HAS BEEN COMPLETED ON THE BASIS OF FF&E AND EQUIPMENT ADVISED TO THIS OFFICE AT THE TIME OF BRIEFING THE DESIGN. THE DESIGN PROVISIONS FOR FF&E AND EQUIPMENT INCORPORATES SPATIAL ALLOCATIONS, SERVICING, LOADING AND ACCESS CLEARANCES AND WHERE APPROPRIATE SERVICES REQUIREMENTS, HAVING DUE REGARD FOR SURROUNDING FIXTURES AND FITTINGS. IT SHOULD BE NOTED THAT SUBSTITUTE FF&E OR EQUIPMENT WITH ALTERNATE SPECIFICATIONS SHOULD NOT BE PROCURED PRIOR TO VALIDATING THOSE SPECIFICATIONS AGAINST THE ITEM CONTROL SCHEDULE AND DESIGN PROVISIONS IN THE MODEL. THIS OFFICE ACCEPTS NO RESPONSIBILITY FOR THE PROCUREMENT OF SUBSTITUTE FF&E AND EQUIPMENT WHICH HAS NOT BEEN REVIEWED AND VALIDATED AGAINST THE ORIGINAL DESIGN PROVISIONS.

SERVICE POINTS DISCLAIMER
THE SERVICE POINTS IDENTIFIED ON THESE DRAWINGS HAVE BEEN OVERLAYED FROM THE BUILDING SERVICES ENGINEERING MODEL AND ARE PROVIDED FOR INFORMATION AND SET-OUT PURPOSES ONLY. WE HAVE BEEN ADVISED BY THE SERVICES ENGINEERS THAT THE POINTS REPRESENTED ON THESE DRAWINGS ARE CORRECT AT THE TIME OF PUBLICATION. THIS OFFICE DOES NOT WARRANT THE ACCURACY OF THIS DATA. REFER TO THE BUILDING SERVICES ENGINEERING DOCUMENTATION FOR THE INSTALLATION OF THE SERVICES POINTS, AND THE INTERFACE BETWEEN THE SERVICES POINTS AND THE RESPECTIVE ENGINEERING SYSTEMS.

ISSUED FOR INFORMATION

ARCHITECTS

BPSM architects
Basil Parker Shugg & Moore

ABN: 21 134 476 065
PELACO COMPLEX, BUILDING 3, LEVEL 2
21-31 GOODWOOD ST, RICHMOND VIC 3121, AUSTRALIA
PH: (03) 9885 2533 FAX: (03) 9885 2455

THIS ARCHITECTURAL DESIGN IS THE COPYRIGHT OF
SILVER THOMAS HANLEY (AUS) PTY LTD ABN 21 134 476 065
AND SHALL NOT BE REPRODUCED WITHOUT THEIR WRITTEN PERMISSION

CLIENT

RHH
ROYAL HOBART HOSPITAL

PROJECT

RHH - ICU EXPANSION, H BLOCK, LEVEL ONE

48 LIVERPOOL STREET, HOBART

DRAWING TITLE

JOINERY

SCALE: As indicated@A1 DATE: 07/04/21 DRAWN BY: GV CHECKED: DJ

PROJECT No: 10465 DRAWING No: A71-001 REVISION: C

A **J.02**
SCALE: 1 : 20

1 J.02 - ELEVATION
SCALE: 1 : 20

B J.02
SCALE:

2 J.02 - DETAIL SECTION
SCALE: 1 : 10

JOINERY NOTES:

JOINERY HANDLES TO BE HAFELE; D PULL HANDLES IN CHROME. REFER TO SPECIFICATION FOR FURTHER DETAILS.

ALL TOP EDGES TO BE SEALED- REFER TO SPECIFICATION.

ALL LAMINATE BENCHTOPS TO HAVE A PENCIL ROUND EDGE PROFILE & MATCHING ABS EDGING.

WHERE JOINERY MEETS THE WALL, SUPPORT JOINERY WITH A CONTINUOUS HARDWOOD CLEAT.
FIX WITH COUNTER SUNK SCREWS.
EPOXY PAINT FINISH TO ALL EXPOSED SURFACES.
PROVIDE IN WALL NOGGIN AS REQUIRED.

EPOXY PAINT TO ALL EXPOSED TIMBER SURFACES. PAINT TO MATCH WALL COLOUR.

COVERED FLOOR VINYL TO 150mm HIGH

J02 TO ALLOW FOR MIN 72 x A4 PIGEON HOLES AT A MINIMUM WIDTH OF 215mm & 20 x A3 PIGEON HOLES AT A MINIMUM WIDTH OF 425mm

KEY PLAN

REV	DESCRIPTION	DRN	DATE
A	ISSUED TO QUANTITY SURVEYOR	AA	21/05/2021
B	BA/TENDER ISSUE	S.JN	08/06/2021

COPYRIGHT

ALL RIGHTS RESERVED. THIS WORK IS COPYRIGHT AND CANNOT BE REPRODUCED OR COPIED IN ANY FORM OR BY ANY MEANS (GRAPHIC, ELECTRONIC OR MECHANICAL, INCLUDING PHOTOCOPYING) WITHOUT THE WRITTEN PERMISSION OF THE PRINCIPAL UNDER THE TERMS OF THE CONTRACT. ANY LICENCE, EXPRESS OR IMPLIED, TO USE THE DOCUMENT FOR ANY PURPOSE WHATSOEVER IS RESTRICTED TO THE TERMS OF THE AGREEMENT OR IMPLIED AGREEMENT WITH THE PRINCIPAL UNDER THE TERMS OF THE CONTRACT.

DIMENSIONS

USE FIGURED DIMENSIONS, DO NOT SCALE. CONTRACTORS MUST VERIFY ALL DIMENSIONS ON THE SITE BEFORE COMMENCING ANY WORK OR MAKING ANY SHOP DRAWING WHICH MUST BE SUBMITTED AND REVIEWED BEFORE MANUFACTURE.

FIXTURES, FITTINGS & EQUIPMENT SPECIFICATIONS

SUBSTITUTE FFE EQUIPMENT SPECIFICATIONS

THE FIT-OUT DESIGN AND DOCUMENTATION HAS BEEN COMPLETED ON THE BASIS OF FFE AND EQUIPMENT ADVISED TO THIS OFFICE AT THE TIME OF BRIEFING THE DESIGN. THE DESIGN PROVISIONS FOR FFE AND EQUIPMENT INCORPORATES SPATIAL ALLOCATIONS, SERVICING, LOADING AND ACCESS CLEARANCES AND WHERE NECESSARY, SERVICE, ACCESS AND LOADING POINTS, INCLUDING HANDLING FIXTURES AND FITTINGS. IT SHOULD BE NOTED THAT SUBSTITUTE FFE OR EQUIPMENT WITH ALTERNATE SPECIFICATIONS SHOULD NOT BE PROCURED PRIOR TO VALIDATING THOSE SPECIFICATIONS AGAINST THE ITEM CONTROL SCHEDULE AND DESIGN PROVISIONS IN THE MODEL. THIS OFFICE ACCEPTS NO RESPONSIBILITY FOR THE SUBSTITUTION OF SUBSTITUTED FFE AND EQUIPMENT WHICH HAS NOT BEEN REVIEWED AND VALIDATED AGAINST THE ORIGINAL DESIGN PROVISIONS.

SERVICE POINTS DISCLAIMER

THE SERVICE POINTS IDENTIFIED ON THESE DRAWINGS HAVE BEEN OVERLAYED FROM THE BUILDING SERVICES ENGINEERING MODEL, AND ARE PROVIDED FOR INFORMATION AND NOT FOR CONSTRUCTION PURPOSES ONLY. IT HAS BEEN ADVISED BY THE SERVICES ENGINEERS THAT THE POINTS REPRESENTED ON THESE DRAWINGS ARE CORRECT AT THE TIME OF PUBLICATION. THIS OFFICE DOES NOT WARRANT THE ACCURACY OF THIS DATA. REFER TO THE BUILDING SERVICES ENGINEERING DOCUMENTATION FOR THE INSTALLATION OF THE SERVICES POINTS, AND THE INTERFACE BETWEEN THE SERVICES POINTS AND THE RESPECTIVE ENGINEERING SYSTEMS.

ISSUED FOR INFORMATION

- ARCHITECTS

BPSM architects
Bush Parkes Shugg & Moon

STH

ABN: 21 134 476 065
 PELACO COMPLEX, BUILDING 3, LEVEL 2
 21-31 GOODWOOD ST, RICHMOND VIC 3121, AUSTRALIA
 PH: (03) 9885 2333 FAX: (03) 9885 2455

THIS ARCHITECTURAL DESIGN IS THE COPYRIGHT OF
SILVER THOMAS HANLEY (AUS) PTY LTD ABN 21 134 476 065
AND SHALL NOT BE REPRODUCED WITHOUT THEIR WRITTEN PERMISSION

- CLIENT



RHH
ROYAL HOBART HOSPITAL

— PROJECT

RHH - ICU EXPANSION, H BLOCK, LEVEL ONE

48 LIVERPOOL STREET, HOBART

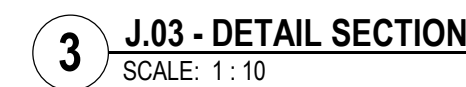
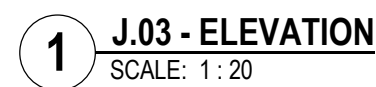
— DRAWING TITLE

JOINERY

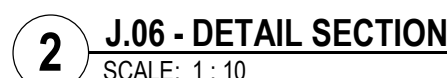
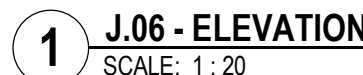

SCALE _____ DATE _____ DRAWN BY _____ CHECKED _____
As 19/05/21 GV DJ
indicated@A1

10465 A71-002

B



A



J02 TO ALLOW FOR MIN 72 x A4 PIGEON HOLES AT A MINIMUM WIDTH OF 215mm & 20 x A3 PIGEON HOLES AT A MINIMUM WIDTH OF 425mm

COPYRIGHT

ALL RIGHTS RESERVED. THIS WORK IS COPYRIGHT AND CANNOT BE REPRODUCED OR COPIED IN ANY FORM OR BY ANY MEANS (GRAPHIC, ELECTRONIC OR MECHANICAL, INCLUDING PHOTOCOPYING) WITHOUT THE WRITTEN PERMISSION OF THE PRINCIPAL UNDER THE TERMS OF THE CONTRACT. ANY LICENCE, EXPRESS OR IMPLIED, TO USE THE DOCUMENT FOR ANY PURPOSE WHATSOEVER IS RESTRICTED TO THE TERMS OF THE AGREEMENT OR IMPLIED AGREEMENT WITH THE PRINCIPAL UNDER THE TERMS OF THE CONTRACT.

ALL RIGHTS RESERVED. THIS WORK IS COPYRIGHT AND CANNOT BE REPRODUCED OR COPIED IN ANY FORM OR BY ANY MEANS (GRAPHIC, ELECTRONIC OR MECHANICAL, INCLUDING PHOTOCOPYING) WITHOUT THE WRITTEN PERMISSION OF THE PRINCIPAL UNDER THE TERMS OF THE CONTRACT. ANY LICENCE, EXPRESS OR IMPLIED, TO USE THE DOCUMENT FOR ANY PURPOSE WHATSOEVER IS RESTRICTED TO THE TERMS OF THE AGREEMENT OR IMPLIED AGREEMENT WITH THE PRINCIPAL UNDER THE TERMS OF THE CONTRACT.

USE FIGURED DIMENSIONS, DO NOT SCALE. CONTRACTORS MUST VERIFY ALL DIMENSIONS ON THE SITE BEFORE COMMENCING ANY WORK OR MAKING ANY SHOP DRAWING WHICH MUST BE SUBMITTED AND REVIEWED BEFORE MANUFACTURE.

FIXTURES, FITTINGS & EQUIPMENT SPECIFICATIONS

SUBSTITUTE FF/E EQUIPMENT SPECIFICATIONS

THE FIT-OUT DESIGN AND DOCUMENTATION HAS BEEN COMPLETED ON THE BASIS OF FF/E AND EQUIPMENT ADVISED TO THIS OFFICE AT THE TIME OF BRIEFING THE DESIGN TEAM. THE DESIGN TEAM HAS CONDUCTED VISUAL VERIFICATION OF THE FF/E, SPATIAL ALLOCATIONS, SERVICES, LOADING AND ACCESS CLEARANCES AND WHERE APPROPRIATE SERVICES REQUIREMENTS, HAVING DUE REGARD FOR SURROUNDING FIXTURES AND FITTINGS. IT SHOULD BE NOTED THAT SUBSTITUTE FF/E OR EQUIPMENT WITH ALTERNATE SPECIFICATIONS SHOULD NOT BE PROCURED PRIOR TO VALIDATING THOSE SPECIFICATIONS AGAINST THE TIME CONTROL SCHEDULE AND DESIGN CONDITIONS IN THE MEETING WITH THE CLIENT AND THE APPROPRIATE SPATIAL ALLOCATIONS. THE SUBSTITUTION OF SUBSTITUTE FF/E AND EQUIPMENT WHICH HAS NOT BEEN REVIEWED AND VALIDATED AGAINST THE ORIGINAL DESIGN PROVISIONS.

SERVICE POINTS DISCLAIMER

THE SERVICE POINTS IDENTIFIED ON THESE DRAWINGS HAVE BEEN OVERLAYED FROM THE BUILDING SERVICES ENGINEERING MODEL, AND ARE PROVIDED FOR INFORMATION AND SET-OUT PURPOSES ONLY. WE HAVE BEEN ADVISED BY THE SERVICES ENGINEERS THAT THE POINTS REPRESENTED ON THESE DRAWINGS ARE CORRECT AT THE TIME OF PUBLICATION. THIS OFFICE DOES NOT WARRANT THE ACCURACY OF THIS DATA. REFER TO THE BUILDING SERVICES ENGINEERING DOCUMENTATION FOR THE INSTALLATION OF THE SERVICE POINTS, AND THE INTERFACE BETWEEN THE SERVICES POINTS AND THE RESPECTIVE ENGINEERING SYSTEMS.

— ARCHITECTS

STH

THIS ARCHITECTURAL DESIGN IS THE COPYRIGHT OF
SILVER THOMAS HANLEY (AUS) PTY LTD ABN 21 134 476 065
AND SHALL NOT BE REPRODUCED WITHOUT THEIR WRITTEN PERMISSION

CLIENT _____



48 LIVERPOOL STREET, HOBART

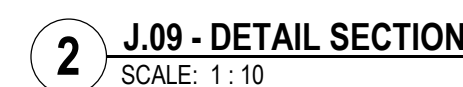
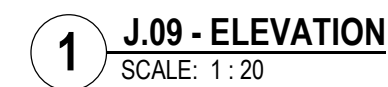
— DRAWING TITLE

SCALE	DATE	DRAWN BY	CHECKED
As indicated@A1	30/04/21	GV	DJ

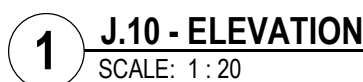
PROJECT No. _____ DRAWING No. _____ REVISION _____

10465 A71-005

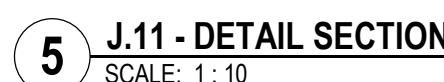
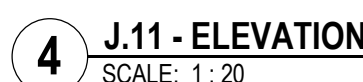
BM 360/Royal Hobart Hospital - ICU Expansion/FHICU BUILDING.rvt

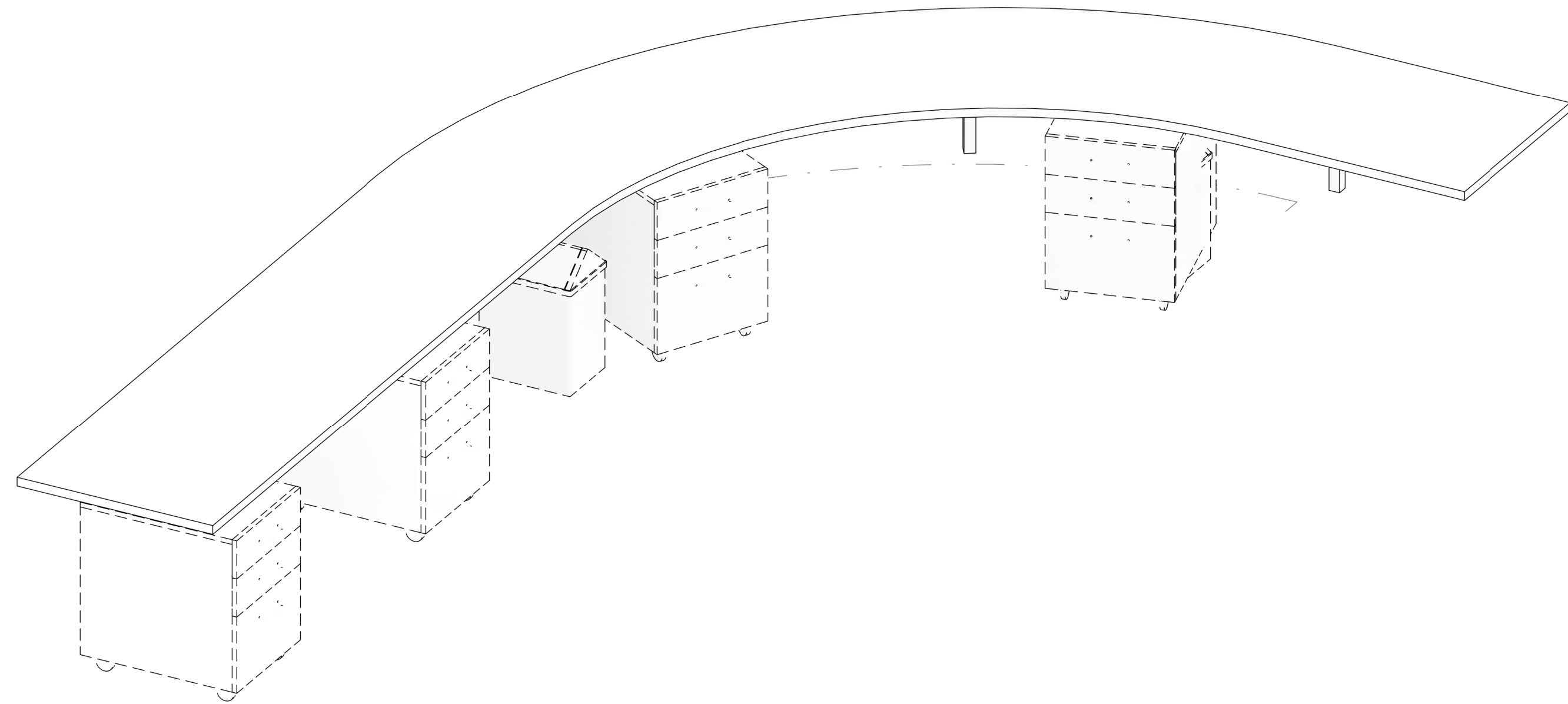


10465	A71-008	B
-------	---------	----------

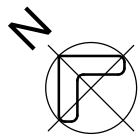


1015





J02 TO ALLOW FOR MIN 72 x A4 PIGEON HOLES AT A MINIMUM WIDTH OF 215mm & 20 x A3 PIGEON HOLES AT A MINIMUM WIDTH OF 425mm



COPYRIGHT

ALL RIGHTS RESERVED. THIS WORK IS COPYRIGHT AND CANNOT BE REPRODUCED OR COPIED IN ANY FORM OR BY ANY MEANS (GRAPHIC, ELECTRONIC OR MECHANICAL, INCLUDING PHOTOCOPYING) WITHOUT THE WRITTEN PERMISSION OF THE PRINCIPAL UNDER THE TERMS OF THE CONTRACT. ANY LICENCE, EXPRESS OR IMPLIED, TO USE THE DOCUMENT FOR ANY PURPOSE WHATSOEVER IS RESTRICTED TO THE TERMS OF THE AGREEMENT OR IMPLIED AGREEMENT WITH THE PRINCIPAL UNDER THE TERMS OF THE CONTRACT.

ALL RIGHTS RESERVED. THIS WORK IS COPYRIGHT AND CANNOT BE REPRODUCED OR COPIED IN ANY FORM OR BY ANY MEANS (GRAPHIC, ELECTRONIC OR MECHANICAL, INCLUDING PHOTOCOPYING) WITHOUT THE WRITTEN PERMISSION OF THE PRINCIPAL UNDER THE TERMS OF THE CONTRACT. ANY LICENCE, EXPRESS OR IMPLIED, TO USE THE DOCUMENT FOR ANY PURPOSE WHATSOEVER IS RESTRICTED TO THE TERMS OF THE AGREEMENT OR IMPLIED AGREEMENT WITH THE PRINCIPAL UNDER THE TERMS OF THE CONTRACT.

**USE FIGURED DIMENSIONS, DO NOT SCALE. CONTRACTORS MUST
VERIFY ALL DIMENSIONS ON THE SITE BEFORE COMMENCING ANY
WORK OR MAKING ANY SHOP DRAWING WHICH MUST BE SUBMITTED
AND REVIEWED BEFORE MANUFACTURE.**

SUBSTITUTE FF&E EQUIPMENT SPECIFICATIONS

THE FIT-OUT DESIGN AND DOCUMENTATION HAS BEEN COMPLETED ON THE BASIS OF FF&E AND EQUIPMENT ADVISED TO THIS OFFICE AT THE TIME OF BRIEFING THE DESIGN. THE DESIGN PROVISIONS FOR FF&E AND EQUIPMENT INCORPORATES SPATIAL ALLOCATIONS, SERVICES, LOADING AND ACCESS CLEARANCES AND WHERE APPROPRIATE SERVICE VENTILATION, EXHAUST AND EXHAUST EXITS AND DRAINING FIXTURES AND FITTINGS. IT SHOULD BE NOTED THAT SUBSTITUTE FF&E OR EQUIPMENT WITH ALTERNATE SPECIFICATIONS SHOULD NOT BE PROCURED PRIOR TO VALIDATING THOSE SPECIFICATIONS AGAINST THE ITEM CONTROL SCHEDULE AND DESIGN REQUIREMENTS IN THE FF&E AND EQUIPMENT SPECIFICATIONS. IT IS THE RESPONSIBILITY OF THE PURCHASER TO VALIDATE THE SUBSTITUTION OF EQUIPMENT WHICH HAS NOT BEEN REVIEWED AND VALIDATED AGAINST THE ORIGINAL DESIGN PROVISIONS.

THE SERVICE POINTS IDENTIFIED ON THESE DRAWINGS HAVE BEEN OVERLAYED FROM THE BUILDING SERVICES ENGINEERING MODEL, AND ARE PROVIDED FOR INFORMATION AND SET-OUT PURPOSES ONLY. WE HAVE BEEN ADVISED BY THE SERVICES ENGINEERS THAT THE POINTS REPRESENTED ON THESE DRAWINGS ARE CORRECT AT THE TIME OF PUBLICATION. THIS OFFICE DOES NOT WARRANT THE ACCURACY OF THIS DATA. REFER TO THE BUILDING SERVICES ENGINEERING DOCUMENTATION FOR THE INSTALLATION OF THE SERVICES POINTS, AND THE INTERFACE BETWEEN THE SERVICES POINTS AND THE RESPECTIVE ENGINEERING SYSTEMS.

— ARCHITECTS

ABN: 21 134 476 065
D COMPLEX, BUILDING 3, LEVEL 2
OOD ST, RICHMOND VIC 3121, AUSTRALIA
N 0095 2232 FAX: (02) 0095 2455

THIS ARCHITECTURAL DESIGN IS THE COPYRIGHT OF
SILVER THOMAS HANLEY (AUS) PTY LTD ABN 21 134 476 065
AND SHALL NOT BE REPRODUCED WITHOUT THEIR WRITTEN PERMISSION

— CLIENT



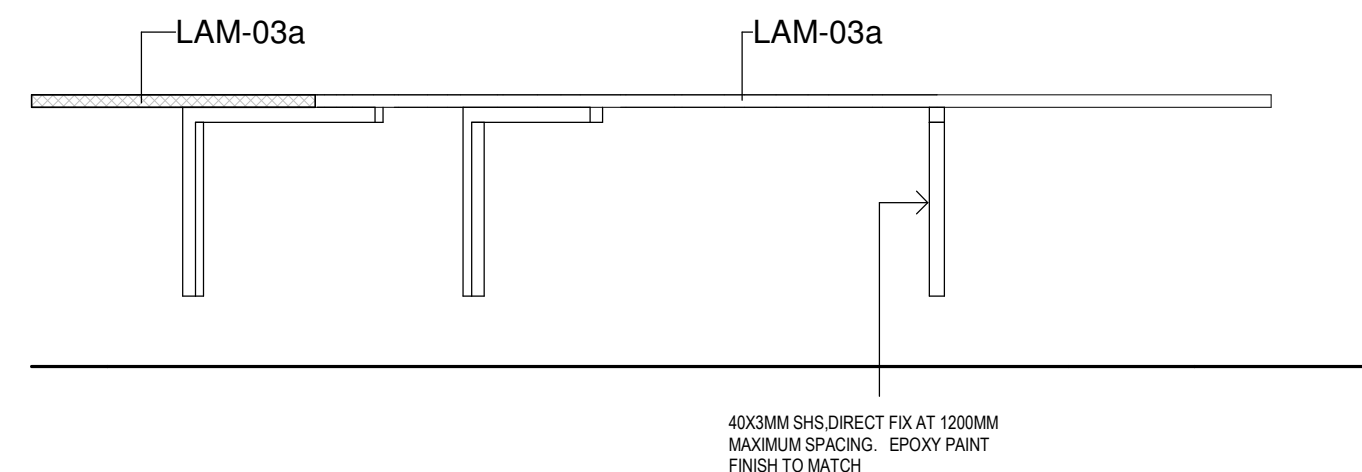
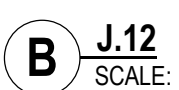
ROYAL HOBART HOSPITAL

48 LIVERPOOL STREET, HOBART

10465 A71-010 **B**

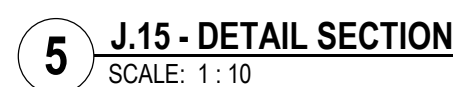
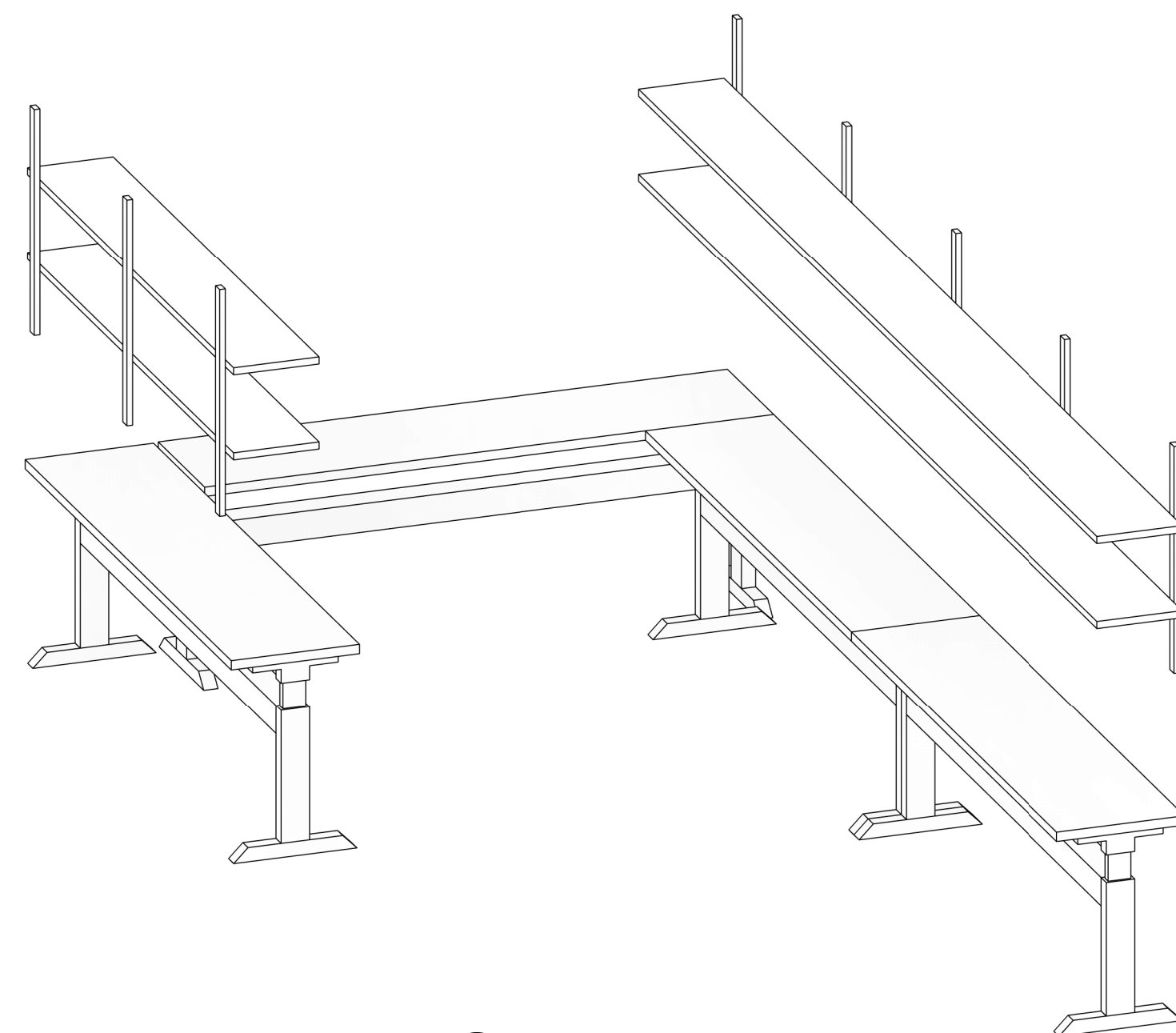
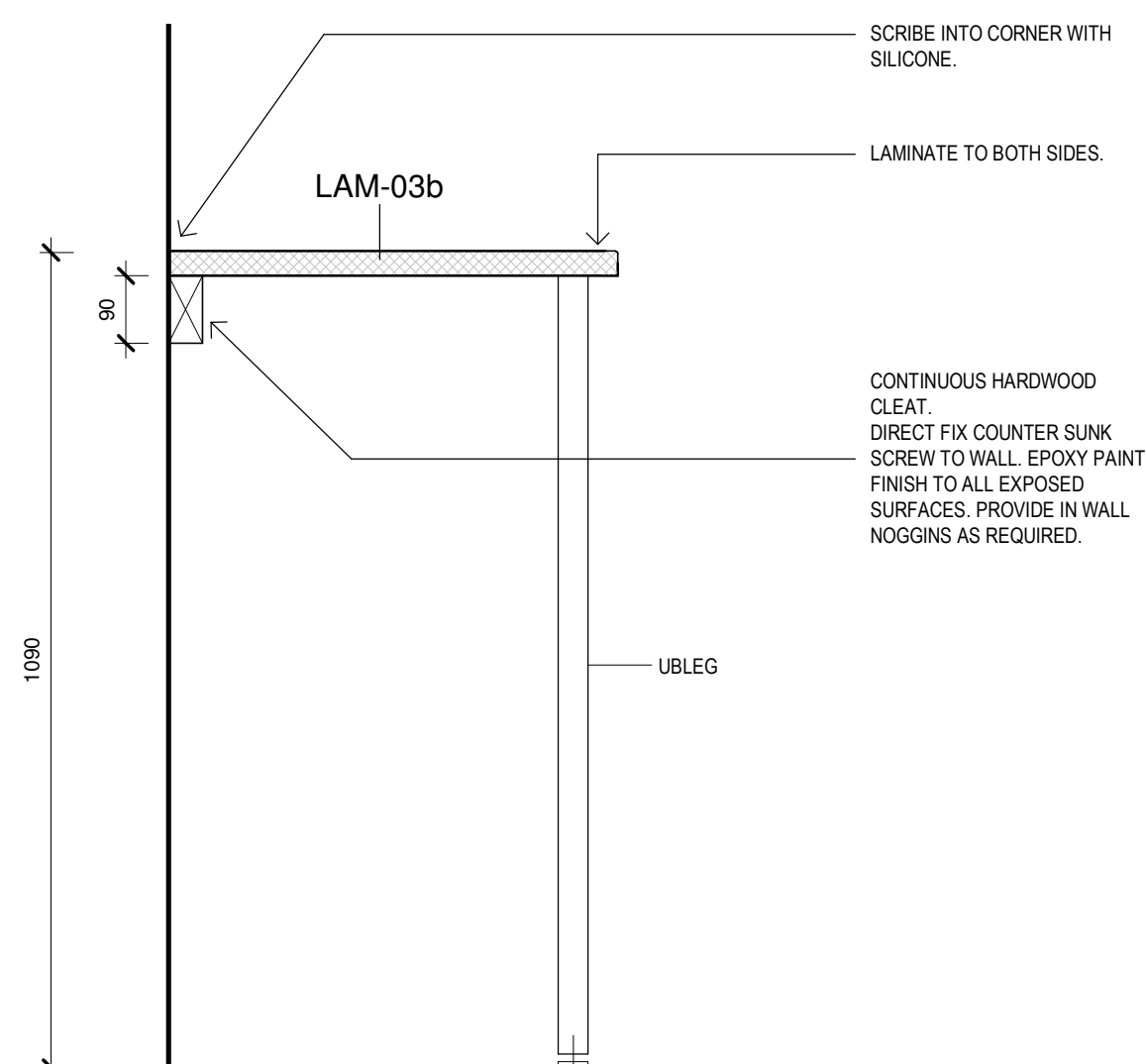
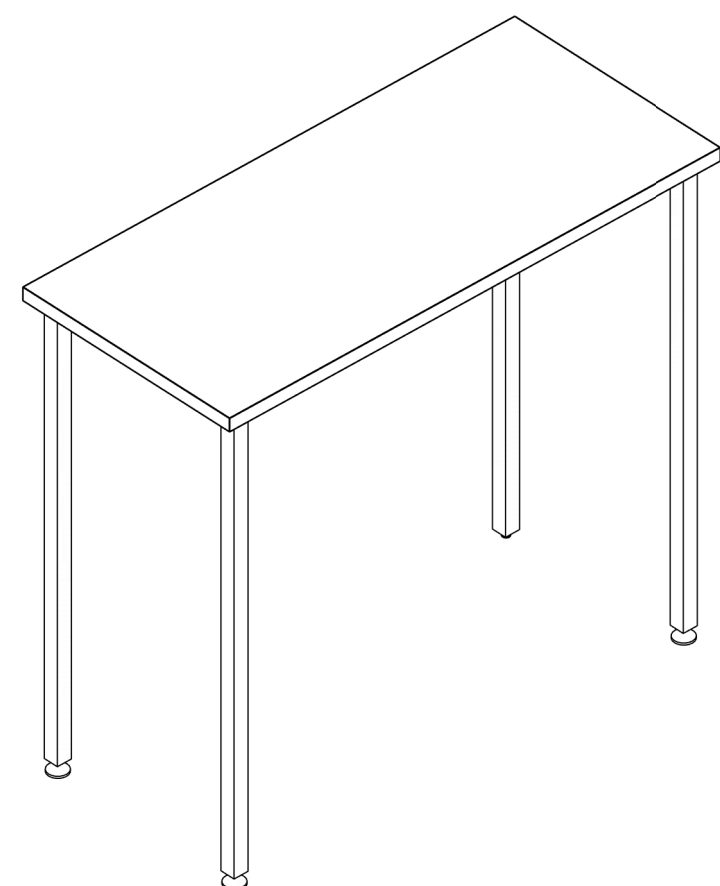
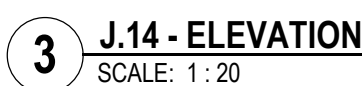
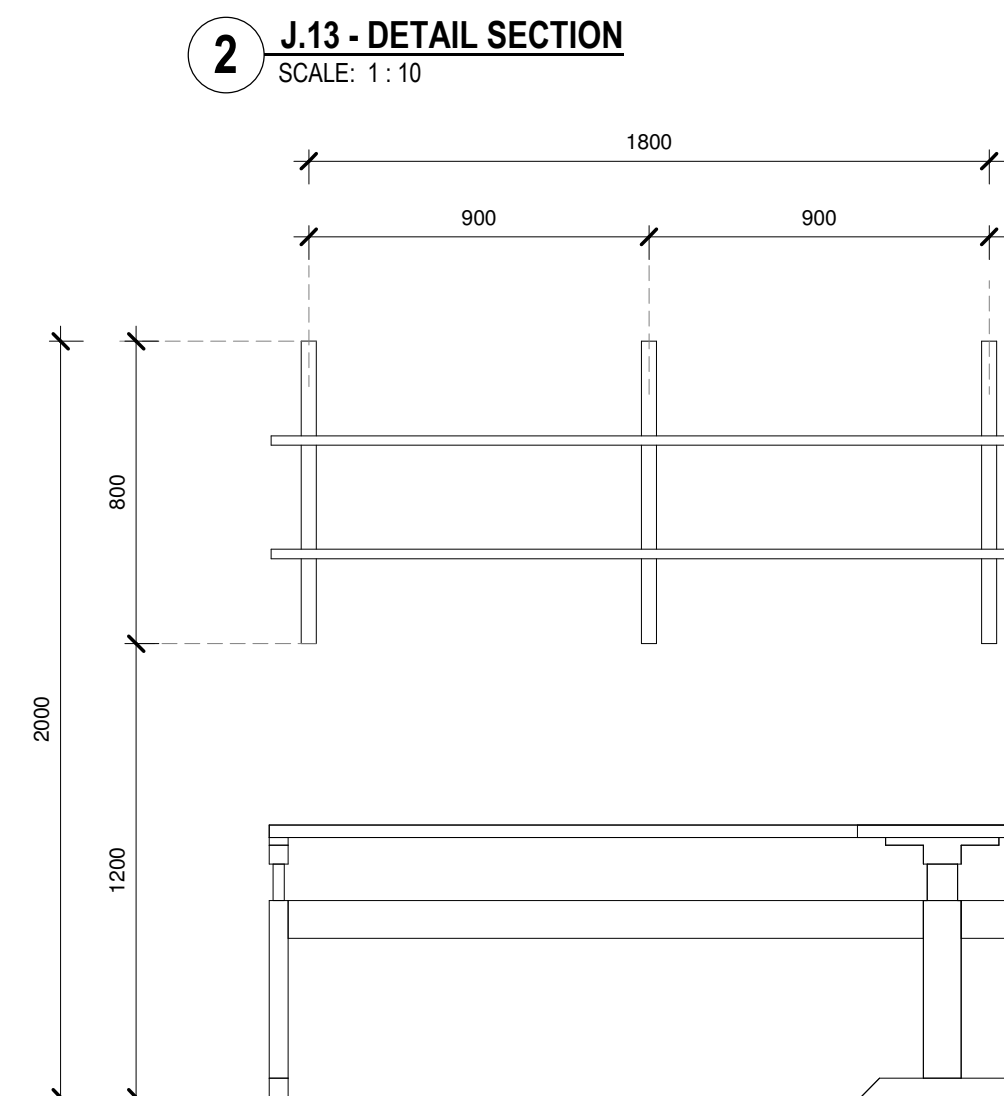
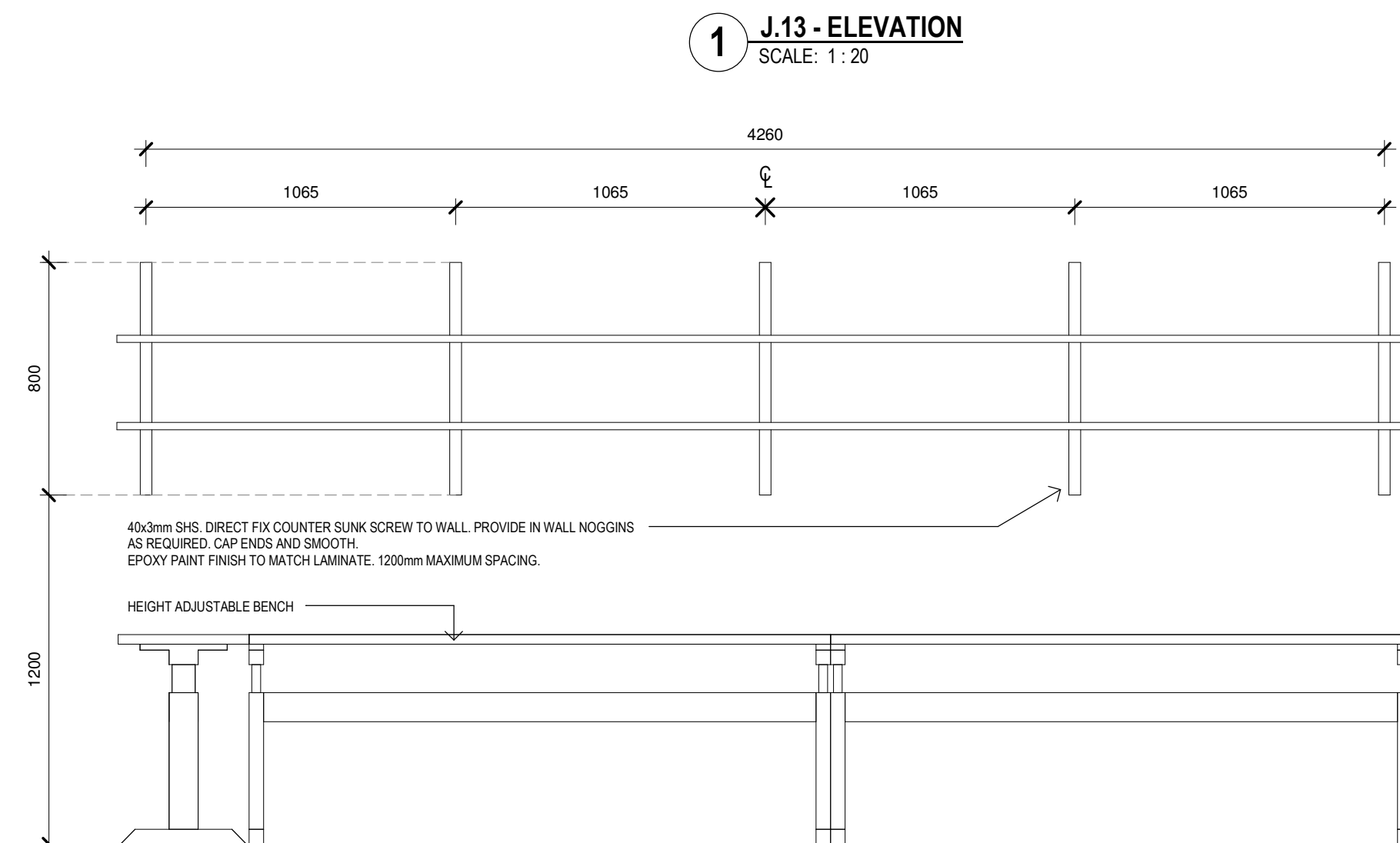
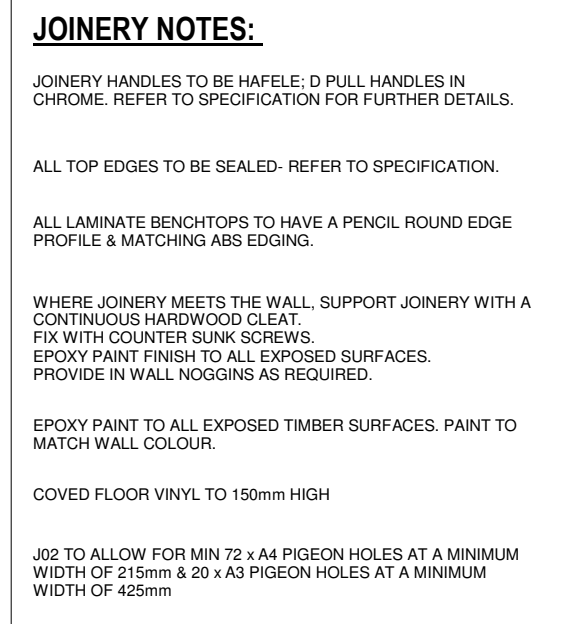
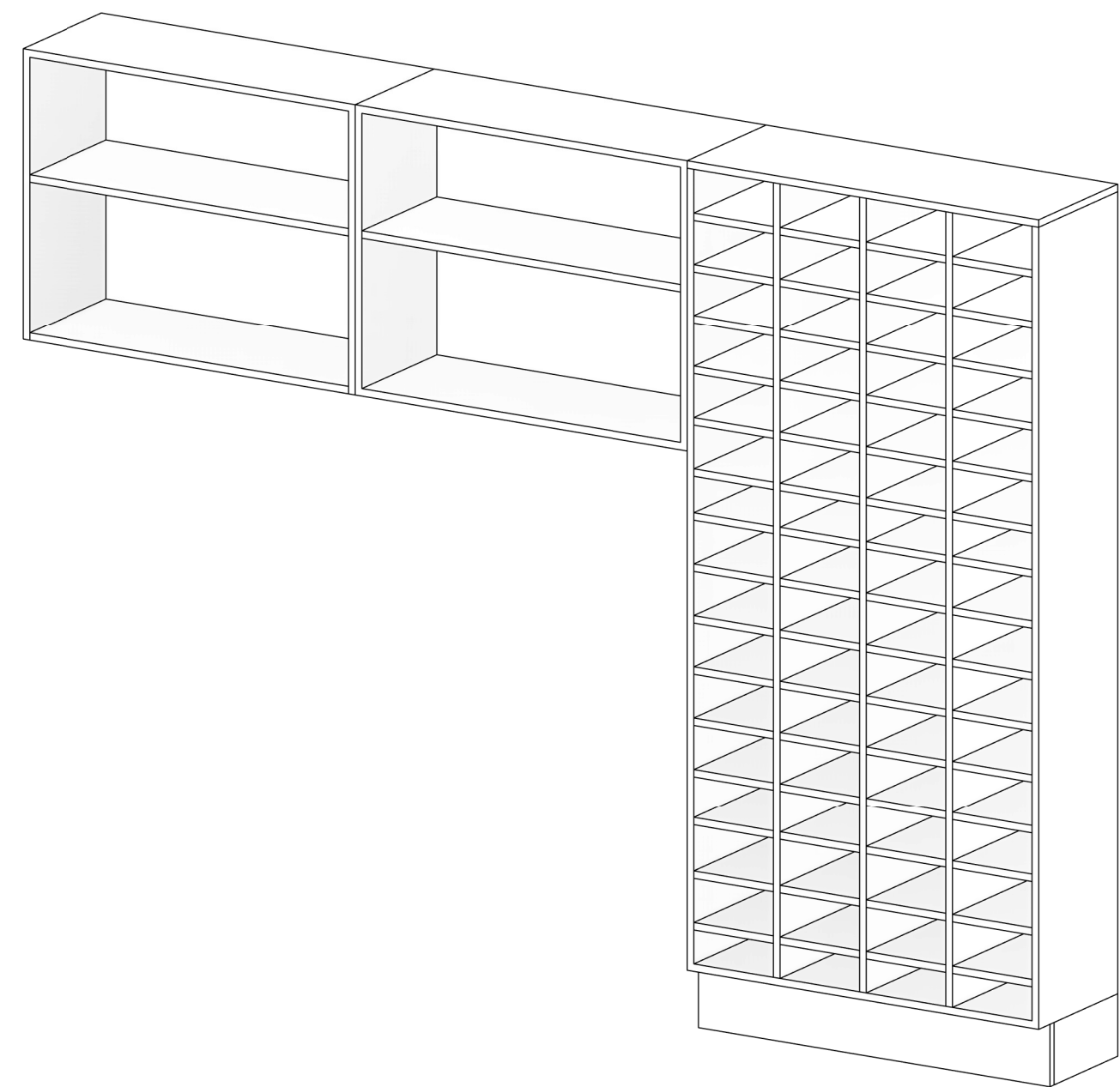
B

3
A71-010



2 J.12 - ELEVATION
SCALE: 1 : 20

3 J.12 - DETAIL SECTION
SCALE: 1:10

[illegible]

COPYRIGHT

ALL RIGHTS RESERVED. THIS WORK IS COPYRIGHT AND CANNOT BE REPRODUCED OR COPIED IN ANY FORM OR BY ANY MEANS (GRAPHIC, ELECTRONIC OR MECHANICAL, INCLUDING PHOTOCOPYING) WITHOUT THE WRITTEN PERMISSION OF THE PRINCIPAL UNDER THE TERMS OF THE CONTRACT. ANY LICENCE, EXPRESS OR IMPLIED, TO USE THE DOCUMENT FOR ANY PURPOSE WHATSOEVER IS RESTRICTED TO THE TERMS OF THE AGREEMENT OR IMPLIED AGREEMENT WITH THE PRINCIPAL UNDER THE TERMS OF THE CONTRACT.

DIMENSIONS

**USE FIGURED DIMENSIONS, DO NOT SCALE. CONTRACTORS MUST
VERIFY ALL DIMENSIONS ON THE SITE BEFORE COMMENCING ANY
WORK OR MAKING ANY SHOP DRAWING WHICH MUST BE SUBMITTED
AND REVIEWED BEFORE MANUFACTURE.**

FIXTURES, FITTINGS & EQUIPMENT SPECIFICATIONS

SUBSTITUTE FFAE EQUIPMENT SPECIFICATIONS
THE FIT-OUT DESIGN AND DOCUMENTATION HAS BEEN COMPLETED ON THE BASIS OF FFAE AND EQUIPMENT PROVIDED TO THIS OFFICE AT THE TIME OF BRIEFING THE DESIGN. THE DESIGN PROVISIONS FOR FFAE AND EQUIPMENT INCORPORATES SPATIAL, ALLOCATIONS, SERVING, LOADING AND ACCESS CLEARANCES AND WHERE APPROPRIATE SERVING, LOADING AND ACCESS CLEARANCES. WHERE EQUIPMENT IS NOT SPECIFIED BY THE CLIENT, THE FOLLOWING EQUIPMENT TYPES AND FITTINGS SHOULD BE NOTED THAT SUBSTITUTE FFAE OR EQUIPMENT WITH ALTERNATE SPECIFICATIONS SHOULD NOT BE PROCURED PRIOR TO VALIDATING THOSE SPECIFICATIONS AGAINST THE ITEM CONTROL, SCHEDULE AND DESIGN PROVISIONS IN THE MODEL. THIS OFFICE ACCEPTS NO RESPONSIBILITY FOR THE PROVISIONING OR SUBSTITUTION OF EQUIPMENT AND FITTINGS. THE CLIENT MUST REVIEW AND VALIDATE AGAINST THE ORIGINAL DESIGN PROVISIONS.

SERVICE POINTS DISCLAIMER

THE SERVICE POINTS IDENTIFIED ON THESE DRAWINGS HAVE BEEN OVERLAYED FROM THE BUILDING SERVICES ENGINEERING MODEL, AND ARE PROVIDED FOR INFORMATION ONLY. THE PURPORTED OWNERS HAVE BEEN ADVISED BY THE SERVICES ENGINEERS THAT THE POINTS REPRESENTED ON THESE DRAWINGS ARE CORRECT AT THE TIME OF PUBLICATION. THIS OFFICE DOES NOT WARRANT THE ACCURACY OF THIS DATA. REFER TO THE BUILDING SERVICES ENGINEERING DOCUMENTATION FOR THE INSTALLATION OF THE SERVICES POINTS, AND THE INTERFACE BETWEEN THE SERVICES POINTS AND THE RESPECTIVE ENGINEERING SYSTEMS.

ISSUED FOR INFORMATION

ARCHITECTS

BPSM architects
Bush Parkes Shugg & Moon

STH

ABN: 21 134 476 065
 PELACO COMPLEX, BUILDING 3, LEVEL 2
 21-31 GOODWOOD ST, RICHMOND VIC 3121, AUSTRALIA
 TEL: (03) 9005 2322 FAX: (03) 9005 2455

THIS ARCHITECTURAL DESIGN IS THE COPYRIGHT OF
SILVER THOMAS HANLEY (AUS) PTY LTD ABN 21 134 476 065
AND SHALL NOT BE REPRODUCED WITHOUT THEIR WRITTEN PERMISSION

CLIENT



RHH
ROYAL HOBART HOSPITAL

— PROJECT

RHH - ICU EXPANSION, H BLOCK, LEVEL ONE

48 LIVERPOOL STREET, HOBART

- DRAWING TITLE

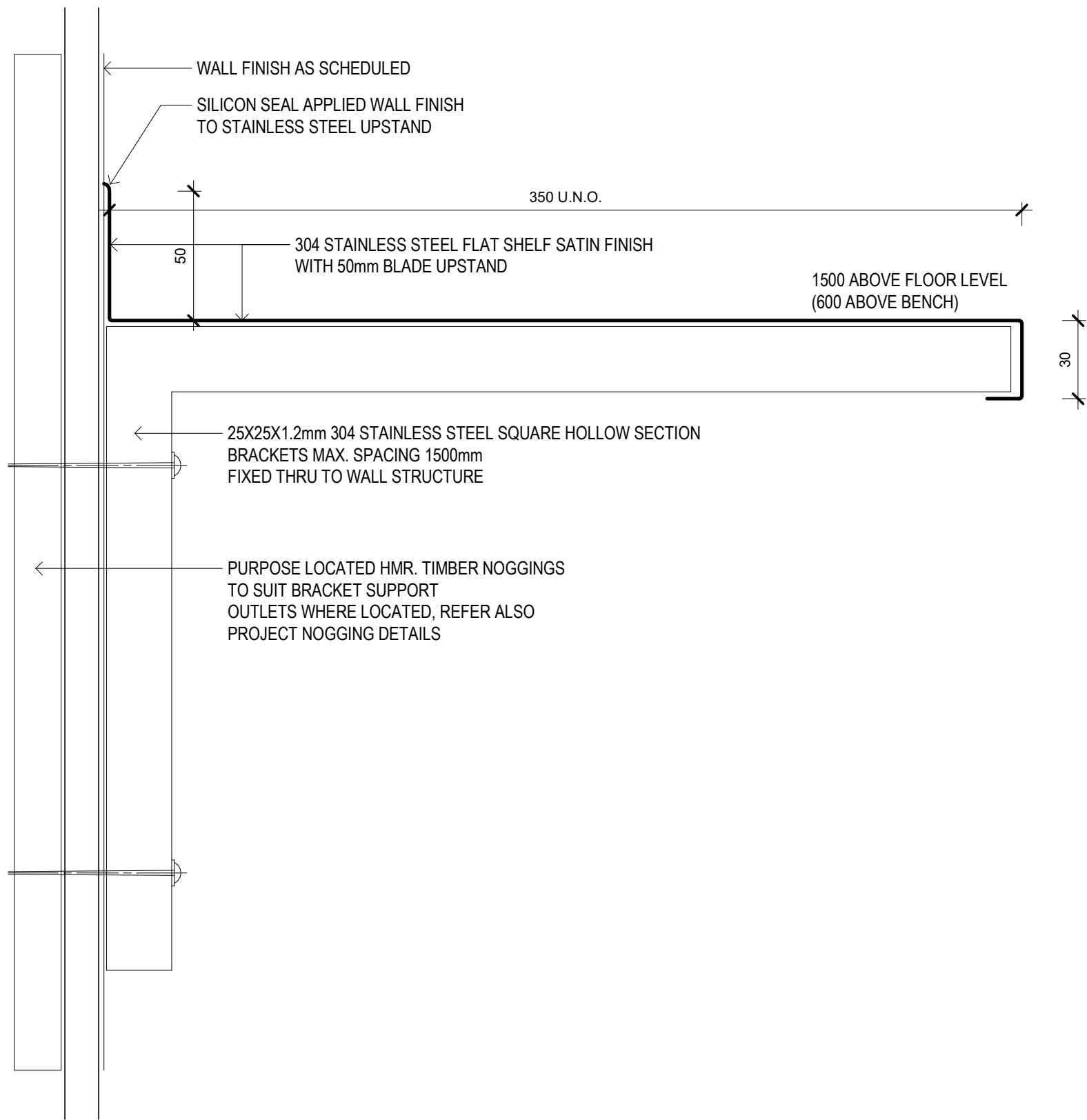
JOINERY

SCALE _____ DATE _____ DRAWN BY _____ CHECKED _____
As 05/05/21 GV DJ

PROJECT No. _____ DRAWING No. _____ REVISION _____

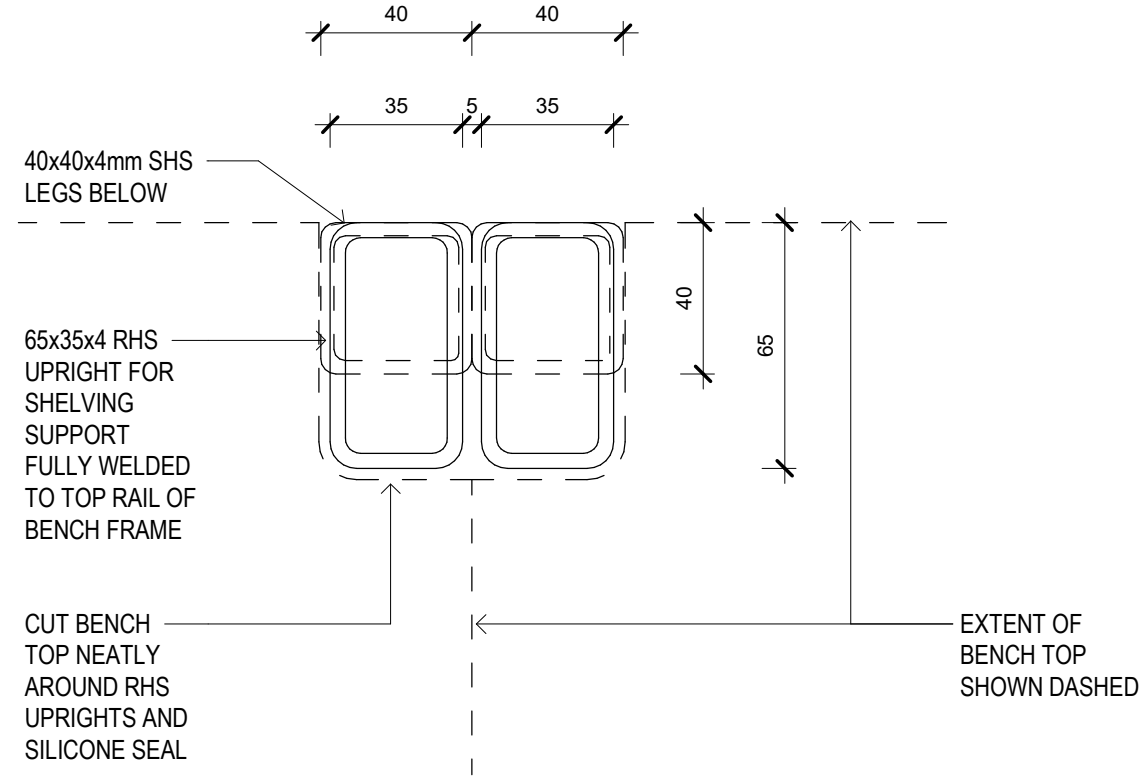
10465 A71-011

1011 Extension Building Building 1011

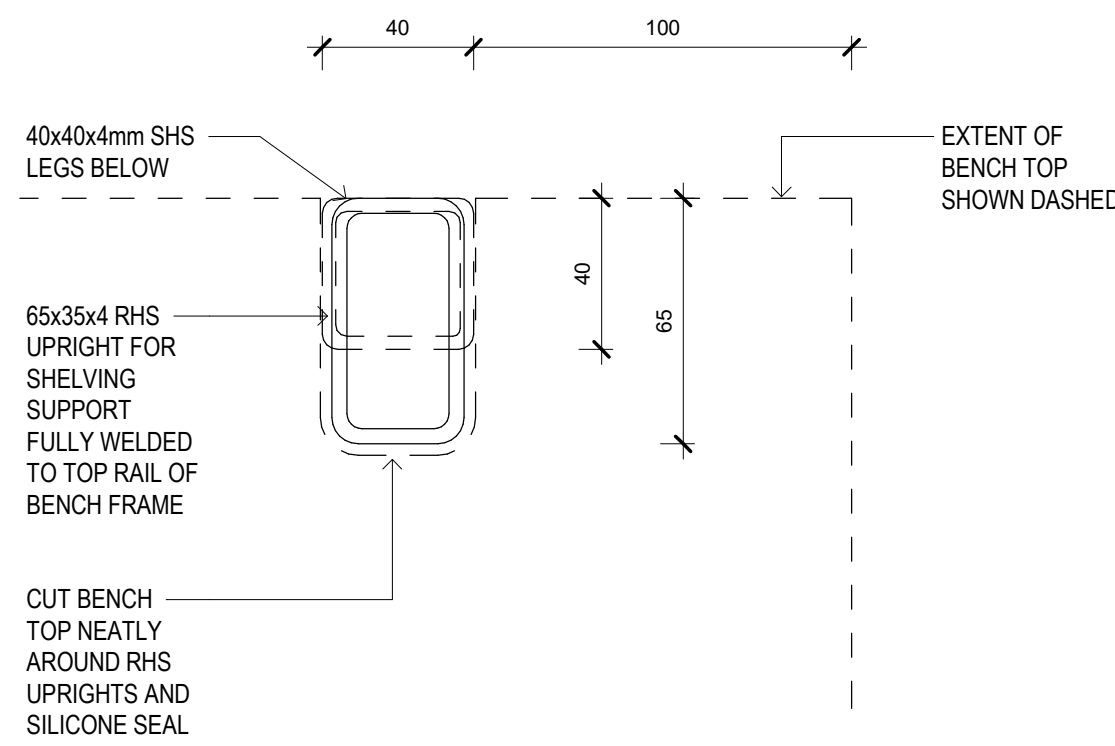


Metalwork Detail - S SS - SHS Bracket Below - Typical Section

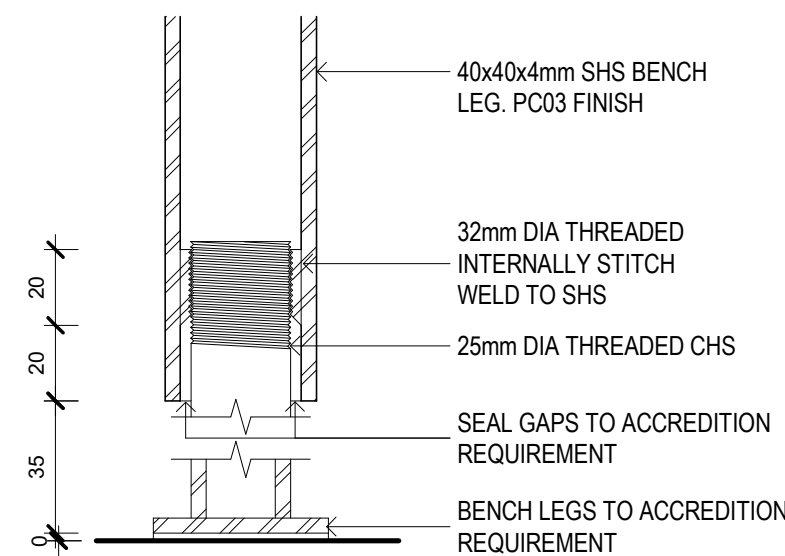
STAINLESS STEEL SHELF



BENCH CORNER DETAIL (SIDE TO SIDE)



BENCH CORNER DETAIL (WALL MOUNTED)



BENCH FEET SECTION DETAIL

STAINLESS STEEL BENCH DETAILS

[illegible][illegible]

ISSUED FOR INFORMATION

ARCHITECTS



ABN: 21 134 476 065
PELADO COMPLEX, BUILDING 3, LEVEL 2
21-31 GOODWOOD ST, RICHMOND VIC 3121, AUSTRALIA
PH: (03) 9685 2333 FAX: (03) 9685 2455

THIS ARCHITECTURAL DESIGN IS THE COPYRIGHT OF
SILVER THOMAS HANLEY (AUS) PTY LTD ABN 21 134 476 065
AND SHALL NOT BE REPRODUCED WITHOUT THEIR WRITTEN PERMISSION



PROJECT

RHH - ICU EXPANSION

48 LIVERPOOL STREET, HOBART

DRAWING TITLE

STAINLESS STEEL DETAILS - MISCELLANEOUS METALWORK

SCALE _____ DATE _____ DRAWN BY _____ CHECKED _____
As 03/06/21 AA SS
Indicated@A0

PROJECT No. — DRAWING No. — REVISION —
10465 A72-001

Metalwork Detail - SS Sink Front - Typical Elevation

STAINLESS STEEL SINK

Metalwork Detail - SS Bench Section Details - SS UB Shelf

STAINLESS STEEL BENCH

Metalwork Detail - SS Bench Section Detail - Integrated Sink - UB Cupboard

[illegible]