





PLAN KEY

-  ACCESS RAMPS VARIABLE 1:10 TO 1:20
-  ACCESSIBLE PATH OF TRAVEL
-  ACCESSIBLE LIFT BETWEEN FLOORS
-  ACCESS CAR SPACE