



Tasmanian  
Electoral Commission

2019 to 2021

Report on  
Parliamentary  
Elections

Level 3  
169 Main Road  
Moonah Tasmania 7009

PO Box 307  
Moonah Tas 7009

Phone (03) 6208 8700  
Fax (03) 6208 8791  
ballot.box@tec.tas.gov.au  
www.tec.tas.gov.au

To The Honourable Craig Farrell  
President of the Legislative Council, and  
  
The Honourable Mark Shelton  
Speaker of the House of Assembly

We are honoured to submit this report on Tasmanian parliamentary elections conducted during the period 2019 to 2021.

The Tasmanian Electoral Commission (TEC) has statutory responsibilities for the independent and impartial conduct of elections and referendums including:

- House of Assembly elections, by-elections and recounts;
- Legislative Council elections and by-elections;
- State referendums;
- The implementation of electoral boundary redistributions.

This report on parliamentary elections is in addition to the Tasmanian Electoral Commission's annual reports and has been prepared in accordance with Section 13 of the *Electoral Act 2004*.

## Legislative Council elections

Since the previous report, the following Legislative Council elections have been held:

- May 2019 – Montgomery, Nelson and Pembroke
- August 2020 – Huon and Rosevears
- May 2021 – Derwent, Mersey and Windermere

## Overlap of the 2019 Legislative Council elections and the Federal election

On the day nominations closed for the 2019 Legislative Council elections, the Prime Minister announced that the Federal election would be held on Saturday 18 May 2019, 14 days after polling day for the periodic elections.

The Commission was concerned that the overlap of election periods may create confusion and have a negative impact on Legislative Council elections for the following reasons:

- Only around 75,000 Tasmanian electors would be voting in the periodic elections compared to 387,000 Tasmanian electors voting in the federal election.
- Four political parties had nominated candidates in both sets of elections which would blur election campaign messages and expenditure.
- Newspapers, radio, television and social media would be dominated by Federal election news and campaign advertising.
- The Australian Electoral Commission's 'Shape our Country' election phrase and artwork (also used in 2015) was similar to the TEC's 'Shape Your State' phrase and artwork (in use since 2007).
- Both electoral management bodies would be providing similar, but separate voting services (i.e. postal, pre-poll and mobile voting services) across an overlapping period.

In response to these circumstances the Commission extended its usual Legislative Council public awareness campaign by developing an additional awareness message associated with the Legislative Council election elector brochure – 'If you received this envelope, you will need to vote in TWO separate elections this May'.

The participation rates for these elections were only slightly lower than the previous participation rates for these divisions the last time they went to election in 2013.

## Postponement of the 2020 Legislative Council elections

The COVID-19 pandemic created many unforeseen challenges to the 2020 Legislative Council elections for the divisions of Huon and Rosevears.

As increased restrictions removed the possibility of opening polling places in May, some called for the 2020 Legislative Council elections to proceed as a full postal ballot rather than delay the elections. As stated in the letter to the President of the Legislative Council dated 17 April 2020, the Commission took the view that a Tasmanian Parliamentary election conducted solely by postal vote is not an election for the purposes of the *Electoral Act 2004*. Fundamentally, the Act provides every elector with the right to vote at a polling place on polling day. A copy of this letter has been included in Appendix E.

Due to the ongoing pandemic restrictions, on 15 April 2020, the Commission made the extraordinary decision to not conduct these elections in April/May, making it only the second year since 1887 when periodic Legislative Council elections have not been held in May<sup>1</sup>.

On 5 May 2020, the Parliament passed the *COVID-19 Disease Emergency (Miscellaneous Provisions) Act (No2) 2020*. This legislation included:

- As proposed by the Commission, extension of the term of the current members of Huon and Rosevears until the declaration of the poll for the 2020 Legislative Council elections.
- Empowering the Governor to appoint a new polling day on a Saturday in a month before 31 December 2020, if at the time the Director of Public Health was of the opinion that there was no longer a significant risk to public health.

On Friday 12 June the Director advised there was no longer a significant risk to public health by holding the elections. Following this advice, the Premier announced Saturday 1 August as polling day and Her Excellency issued a Proclamation appointing that date.

The fast-moving impact of the COVID-19 pandemic added to the complexity and uncertainty of the elections. With some other states in full lockdown and the possibility that part or all of Tasmania could also go into lockdown at any stage during the seven-week election period, the Commission made a range of changes to voting services for these elections:

- A separate location for the southern election team — Division of Huon staff were based in Kingston to reduce the possibility of contamination across election staff and TEC staff.
- Postal vote applications mailed to all electors early in the nomination period — resulting in an increase to 46.9% electors voting by post.
- No mobile or interstate voting services being provided — as hospitals and nursing homes were considered key areas of vulnerability during the first year of the pandemic, with Public Health setting significant restrictions to visitations.
- Pre-poll voting hours extended — all pre-poll centres were open from 8:30am to 6:00pm for the full early voting period.
- Changed post polling day procedures — COVID-19 safety health measures required changes to processes including staggering the count of postal votes and completing other post polling day events over an extended period.
- Adapted election awareness campaign — the campaign included specific messages about the changed services, encouraging all electors to consider voting early and information about the COVID-19 safety measures put in place at all electoral locations.

These special arrangements assisted in ensuring the elections could be conducted in accordance with the *Electoral Act 2004* and also contributed to participation levels exceeding expectations, with Huon participation increasing by +0.39% and Rosevears participation increasing by +3.49%.

## The 2021 Legislative Council elections

In 2021, the periodic Legislative Council elections shared polling day with a State election for the first time in Tasmanian history. Unexpectedly, the participation rates for the Legislative Council divisions were around 9% lower than the House of Assembly divisions. The Commission undertook an analysis of participation rates at the 2021 Legislative Council elections, which was presented to the President of the Legislative Council prior to the end of the appeal period for these elections. A copy of the letter accompanying the report to the President of the Legislative Council has been included in Appendix F.

The full report is available at [www.tec.tas.gov.au/2021-LC-analysis](http://www.tec.tas.gov.au/2021-LC-analysis).

1. Due to the 1998 Legislative Council electoral boundaries redistribution which reduced the size of the upper house from 19 to 15 members

## The 2021 House of Assembly general election

On 26 March 2021, Her Excellency the Governor informed the Electoral Commissioner that, on the advice of the Premier, she had prorogued the Parliament and dissolved the House of Assembly to enable a general election to be held on Saturday 1 May 2021, the same polling day for the 2021 Legislative Council elections. These elections would see the first general election for the renamed division of Clark (formerly Denison), as new House of Assembly electoral boundaries came into effect following the 2018 State election.

### Election night tally room

Following consultation with Public Health, the State election tally room was able to go ahead with a range of COVID-safe measures in place, such as seating-only areas, sanitiser stations, checking-in with the 'Check in TAS' app, physical distancing when standing and capacity restrictions.

As has been the Tasmanian tradition, the leaders for the three parliamentary parties all made public speeches in the tally room during the evening. The tally room only presented House of Assembly election figures, with Legislative Council election figures provided on the TEC website.



### Conducting dual elections

By design, the processes and rules for Tasmanian upper and lower house elections differ considerably. This is not the case for any other Australian bicameral parliament – where joint elections are the norm.

The conduct of two sets of elections with syncopated election timetables brought the following additional electoral administrative consequences:

- **Different elector bases** – 394,432 electors were required to vote at the State election while only 53,960 electors were required to vote at the contested Legislative Council elections.
- **Overlapping electoral boundaries** – The Legislative Council divisions of Mersey and Windermere existed within the electoral boundaries of the House of Assembly divisions of Braddon and Bass respectively. However, the Legislative Council division of Derwent stretches across parts of the House of Assembly divisions of Lyons and Clark.
- **Returning officers conducting elections for different Houses** – Three of the five State election returning officers were also returning officers for the Legislative Council elections. Due to the electoral boundaries, the responsibility for ordinary voting in Derwent polling places had to be shared by the Clark and Lyons returning officers.
- **Different close of roll dates** – The rolls for the State election closed seven days after the rolls closed for the Legislative Council elections. During that week: 2,533 Tasmanian electors changed their enrolled address and a further 2,345 electors were either added to or removed from the State roll.
- **Two sets of certified lists** – Electors needing to vote at both sets of elections were required to be marked off two certified lists.
- **Impact on polling place training** – The model developed to enable some electors to vote twice, required new resources and specialised training.
- **Impact on election awareness campaigning** – To ensure that electors could recognise both elections, the TEC ran two separate advertising campaigns.

The associated complexities that arose from the unpredicted and unprecedented shared polling day meant these elections were conducted on the thinnest of margins across various resourcing and operational areas. With the precedent set, the TEC must now plan for the possibility of a shared polling day in May 2024 or May 2025. The TEC will therefore look to change its polling place modelling and preparation timetable which will require a significant increase to election critical infrastructure to be better prepared for this possibility.

## House of Assembly recounts

The following House of Assembly recounts were conducted during the period of this report:

25 February 2019	Joan Rylah was elected to replace Adam Brooks (Braddon)
12 March 2019	John Tucker was elected to replace Rene Hidding (Lyons)
10 September 2019	Madeleine Ogilvie was elected to replace Scott Bacon (Clark)
5 February 2020	Nic Street was elected to replace Will Hodgman (Franklin)
17 August 2020	Felix Ellis was elected to replace Joan Rylah (Braddon), and
2-3 May 2021	Felix Ellis was elected to replace Adam Brooks (Braddon)

The electoral events conducted during 2019-2021 required great agility and tenacity from TEC permanent staff and election casuals. Without their commitment to the Tasmanian people and Tasmanian democracy, these extraordinary events could not have been successfully conducted.



Mike Blake  
CHAIRPERSON



Andrew Hawkey  
ELECTORAL  
COMMISSIONER



Karen Frost  
MEMBER

16 June 2022



## Report available in electronic form

The tables contained in this report are available in Microsoft Excel format on request.  
This report can also be downloaded in PDF format from the Tasmanian Electoral Commission website [www.tec.tas.gov.au](http://www.tec.tas.gov.au)

## Relevant legislation

*Electoral Act 2004* and regulations

*Constitution Act 1934*

*Legislative Council Electoral Boundaries Act 1995*

Copies of the legislation can be found on the internet at [www.legislation.tas.gov.au](http://www.legislation.tas.gov.au)

## Previous reports

*Report on Parliamentary Elections 2015 to 2018*

*Report on Parliamentary Elections 2011 to 2014*

*Report on Parliamentary Elections 2007 to 2010*

*Report on Parliamentary Elections 2003 to 2006*

*Report on Parliamentary Elections 1999 to 2002*

*Report on Parliamentary Elections 1998*

*Report on Parliamentary Elections 1995 to 1997*

*Report on Parliamentary Elections 1990 to 1994*

These and earlier reports are also available for download in PDF format from the Tasmanian Electoral Commission website [www.tec.tas.gov.au](http://www.tec.tas.gov.au)

# Contents

## Legislative Council elections

Enrolment	3
Periodic cycle	4
Election summary	5
2019–2021 election results	6

## House of Assembly elections

Members of the fiftieth Parliament	23
Hare-Clark electoral system	24
2021 General election statistics	27
First preferences by polling place	
Bass	34
Braddon	40
Clark	46
Franklin	50
Lyons	55
Event scrutiny sheets by division	65
Casual vacancies filled by recount	75

## Appendices

A – Informal ballot paper surveys	85
B – History tables	99
C – Candidate Details	107
D – Polling Place Details	115
E – Commission letter to the President of the Legislative Council – Commission resolution not to conduct periodic Legislative Council elections in May 2020	131
F – Commission letter to the President of the Legislative Council – Letter accompanying the TEC’s <i>Analysis of participation rates at the the 2021 Legislative Council elections</i>	135





# Legislative Council elections 2019 – 2021



## Legislative Council divisional enrolment

The following tables show enrolment as at 30 April for each year. For the enrolment figure as at the close of roll for divisions requiring elections during the 2019–2021 reporting period, please see election results.

Division	30 April 2019	30 April 2020	30 April 2021
Derwent	25 990	26 211	26 817
Elwick	24 196	23 997	24 083
Hobart	24 010	23 832	24 520
Huon	25 705	25 748	26 385
Launceston	24 635	24 680	25 284
McIntyre	28 168	28 287	29 084
Mersey	27 842	28 064	28 803
Montgomery	28 036	27 923	28 576
Murchison	27 133	27 237	27 913
Nelson	24 179	23 847	24 415
Pembroke	23 115	22 822	23 085
Prosser	24 157	24 664	25 618
Rosevears	27 051	27 275	27 642
Rumney	25 091	25 423	26 288
Windermere	26 843	27 083	27 514
<b>Total</b>	<b>386 151</b>	<b>387 093</b>	<b>396 027</b>

## Periodic cycle of Legislative Council elections

Division	Current member	Next periodic election
McIntyre	Hon TV Rattray	2022
Elwick	Hon JB Willie	2022
Launceston	Hon RL Armitage	2023
Murchison	Hon RJ Forrest	2023
Rumney	Hon SE Lovell	2023
Hobart	Hon RHF Valentine	2024
Prosser	Hon J Howlett	2024
Montgomery	Hon LA Hiscutt	2025
Nelson	Hon MT Webb	2025
Pembroke	Hon JC Siejka	2025
Huon	Dr Hon BM Seidel	2026
Rosevears	Hon JL Palmer	2026
Derwent	Hon CM Farrell	2027
Mersey	Hon MV Gaffney	2027
Windermere	Hon NJH Duigan	2027

## Election summary

### 2019

Issue of writs	1 April	Close of nominations	11 April
Polling day	4 May	Return of writs	7 May (Montgomery and Pembroke), 16 May (Nelson)

Division	Retiring member	Elected candidate
Montgomery	LA Hiscutt	LA Hiscutt
Nelson	JS Wilkinson	MT Webb
Pembroke	JC Siejka	JC Siejka

### 2020

Issue of writs	22 June	Close of nominations	2 July
Polling day	1 August	Return of writs	12 August

Division	Retiring member	Elected candidate
Huon	RH Armstrong	BM Seidel
Rosevears	K Finch	JL Palmer

### 2021

Issue of writs	22 March	Close of nominations	31 March
Polling day	1 May	Return of writs	2 May (Mersey), 8 May (Derwent), 14 May (Windermere)

Division	Retiring member	Elected candidate
Derwent	CM Farrell	CM Farrell
Mersey	MV Gaffney	MV Gaffney (unopposed)
Windermere	IN Dean	NJH Duigan

## Division of MONTGOMERY

### Election summary

Retiring member – The Honourable Leonie A Hiscutt  
 Returning officer – Maree Stones  
 Elected member to serve for a six year term until May 2025

### Election held on 4 May 2019

Electors enrolled 27 913  
 Electors who voted 23 520 (84.26%)  
 Informal votes 889 (3.78%)

## First preference votes and informal ballot papers by polling place

Polling place	Independent	Liberal Party	Shooters, Fishers, Farmers TAS	Australian Labor Party	Total formal votes	Informal	Total ballot papers counted
	FULLER Cheryl	HISCUTT Leonie	JONES Brenton	RIPPON Michelle			
Abbotsham	33	66	11	15	125	6	131
Acton	162	375	137	411	1 085	52	1 137
Agfest	100	361	107	110	678	23	701
Claude Road	64	98	43	74	279	19	298
Forth	133	253	71	94	551	15	566
Gawler	68	177	52	79	376	20	396
Havenview	77	156	56	151	440	22	462
Heybridge	46	117	13	47	223	22	245
Highclere	16	61	24	30	131	12	143
Lower Barrington	84	310	95	145	634	30	664
Natone	21	49	22	23	115	13	128
North Motton	50	114	45	51	260	6	266
Penguin	470	825	143	338	1 776	76	1 852
Preston	24	37	25	16	102	6	108
Riana	30	86	20	24	160	5	165
Ridgley	69	222	81	136	508	19	527
Romaine	175	510	162	452	1 299	42	1 341
Sheffield	129	356	102	235	822	30	852
South Riana	43	48	31	15	137	7	144
Sprent	37	75	25	28	165	10	175
Stowport	29	107	26	60	222	13	235
Sulphur Creek	129	273	48	104	554	31	585
Turners Beach	179	424	86	205	894	30	924
Ulverstone Central	219	475	76	246	1 016	32	1 048
Ulverstone East	130	319	55	162	666	32	698
Ulverstone South	375	700	190	442	1 707	77	1 784
West Ulverstone	278	506	129	359	1 272	62	1 334
Wilmot	38	67	32	53	190	11	201
Wivenhoe	67	164	43	95	369	22	391
Mobile	47	114	15	44	220	7	227
<b>Total ordinary</b>	<b>3 322</b>	<b>7 445</b>	<b>1 965</b>	<b>4 244</b>	<b>16 976</b>	<b>752</b>	<b>17 728</b>
Pre-poll	892	2 113	371	1 167	4 543	113	4 656
Postal	184	445	95	275	999	21	1 020
Provisional	5	12	5	7	29	1	30
Out of division	13	32	10	29	84	2	86
<b>Totals</b>	<b>4 416</b>	<b>10 047</b>	<b>2 446</b>	<b>5 722</b>	<b>22 631</b>	<b>889</b>	<b>23 520</b>
% Formal vote	19.51%	44.39%	10.81%	25.28%		3.78%	informal

## Distribution of preferences

		Independent	Liberal Party	Shooters, Fishers, Farmers TAS	Australian Labor Party			
		FULLER Cheryl	HISCUTT Leontie	JONES Brenton	RIPPON Michelle	Formal votes	Absolute majority	Remarks
Count 1	Total votes	4 416	10 047	2 446	5 722	22 631	11 316	First preferences
Count 2	Votes transferred	1 206	741	-2 446	499			JONES excluded
	Total votes	5 622	10 788	0	6 221	22 631	11 316	
Count 3	Votes transferred	-5 622	2 829		2 793			FULLER excluded
	<b>Total votes</b>	<b>0</b>	<b>13 617</b>		<b>9 014</b>	<b>22 631</b>	<b>11 316</b>	<b>HISCUTT elected</b>
			60.17%		39.83%			

## Division of NELSON

Election summary	Election held on 4 May 2019	
Retiring member – The Honourable James S (Jim) Wilkinson	Electors enrolled	24 086
Returning officer – Justin Meeker	Electors who voted	19 826 (82.31%)
Elected member to serve for a six year term until May 2025	Informal votes	547 (2.76%)

### First preference votes and informal ballot papers by polling place

Polling place	Independent	Shooters, Fishers, Farmers TAS	Tasmanian Greens	Independent	Independent	Independent	Independent	Independent	Liberal Party	Independent	Total formal votes	Informal	Total ballot papers counted
	BAYLEY Vica	BENNETT Lorraine	BREWER Deborah	BROWNLESS Blair	FARMER John (Polly)	GRIGGS Richard	MANNING Robert	OGILVIE Madeleine	STREET Nic	WEBB Meg			
Agfest	21	10	12	9	1	7	1	16	43	14	134	5	139
Blackmans Bay	108	32	120	66	55	50	15	136	189	165	936	30	966
Dynnyrne	214	15	158	43	72	72	51	122	156	125	1028	24	1052
Kingston	277	68	288	184	167	111	61	331	522	314	2 323	80	2 403
Kingston Beach	286	31	213	109	94	65	27	189	423	241	1 678	62	1 740
Lower Sandy Bay	238	13	163	93	101	112	100	208	480	193	1 701	43	1 744
Maranoa Heights	116	54	123	106	83	53	39	198	325	218	1 315	74	1 389
Mount Nelson	235	12	128	32	78	51	35	167	173	181	1 092	25	1 117
Sandy Bay	122	3	109	46	51	30	25	74	131	67	658	15	673
Sandy Bay Beach	87	2	29	39	40	28	36	83	178	63	585	10	595
Taroona	464	13	169	48	75	68	38	126	159	294	1 454	22	1 476
Waimea Heights	121	12	75	63	62	67	42	92	237	106	877	13	890
Mobile	17	7	12	13	15	10	14	24	65	10	187	16	203
<b>Total ordinary</b>	<b>2 306</b>	<b>272</b>	<b>1 599</b>	<b>851</b>	<b>894</b>	<b>724</b>	<b>484</b>	<b>1 766</b>	<b>3 081</b>	<b>1 991</b>	<b>13 968</b>	<b>419</b>	<b>14 387</b>
Pre-poll	577	82	405	306	207	183	136	493	1 107	541	4 037	98	4 135
Postal	147	26	110	55	54	45	41	132	336	110	1 056	21	1 077
Provisional	11	1	3	0	2	1	2	8	8	10	46	2	48
Out of division	28	13	30	11	11	7	6	21	35	10	172	7	179
<b>Totals</b>	<b>3 069</b>	<b>394</b>	<b>2 147</b>	<b>1 223</b>	<b>1 168</b>	<b>960</b>	<b>669</b>	<b>2 420</b>	<b>4 567</b>	<b>2 662</b>	<b>19 279</b>	<b>547</b>	<b>19 826</b>
% Formal vote	15.92%	2.04%	11.14%	6.34%	6.06%	4.98%	3.47%	12.55%	23.69%	13.81%		2.76%	informal

## Distribution of preferences

		BAYLEY Vica	BENNETT Lorraine	BREWER Deborah	BROWNLESS Blair	FARMER John (Polly)	GRIGGS Richard	MANNING Robert	OGILVIE Madeleine	STREET Nic	WEBB Meg	Exhausted votes	Formal votes	Absolute majority	Remarks
		Independent	Shooters, Fishers, Farmers TAS	Tasmanian Greens	Independent	Independent	Independent	Independent	Independent	Liberal Party	Independent				
Count 1	Total votes	3 069	394	2 147	1 223	1 168	960	669	2 420	4 567	2 662		19 279	9 640	First preferences
Count 2	Votes transferred	19	-394	35	34	64	29	24	53	97	39				BENNETT excluded
	Total votes	3 088	0	2 182	1 257	1 232	989	693	2 473	4 664	2 701		19 279	9 640	
Count 3	Votes transferred	63		36	96	97	85	-693	98	132	86				MANNING excluded
	Total votes	3 151		2 218	1 353	1 329	1 074	0	2 571	4 796	2 787		19 279	9 640	
Count 4	Votes transferred	216		102	101	122	-1 074		201	131	198	3			GRIGGS excluded
	Total votes	3 367		2 320	1 454	1 451	0		2 772	4 927	2 985	3	19 279	9 639	
Count 5	Votes transferred	254		117	273	-1 451			253	189	332	33			FARMER excluded
	Total votes	3 621		2 437	1 727	0			3 025	5 116	3 317	36	19 279	9 622	
Count 6	Votes transferred	197		96	-1 727				464	514	376	80			BROWNLESS excluded
	Total votes	3 818		2 533	0				3 489	5 630	3 693	116	19 279	9 582	
Count 7	Votes transferred	826		-2 533					666	193	752	96			BREWER excluded
	Total votes	4 644		0					4 155	5 823	4 445	212	19 279	9 534	
Count 8	Votes transferred	1 044							-4 155	824	1 881	406			OGILVIE excluded
	Total votes	5 688							0	6 647	6 326	618	19 279	9 331	
Count 9	Votes transferred	-5 688								673	4 322	693			BAYLEY excluded
	<b>Total votes</b>	<b>0</b>							<b>7 320</b>	<b>10 648</b>		<b>1 311</b>	<b>19 279</b>	<b>8 985</b>	<b>WEBB elected</b>
									40.74%	59.26%					

## Division of PEMBROKE

Election summary	Election held on 4 May 2019	
Retiring member – The Honourable Joanna C (Jo) Siejka	Electors enrolled	22 980
Returning officer – Sarah Mathews	Electors who voted	19 583 (85.22%)
Elected member to serve for a six year term until May 2025	Informal votes	632 (3.23%)

### First preference votes and informal ballot papers by polling place

Polling place	Independent	Shooters, Fishers, Farmers TAS	Liberal Party	Independent	Australian Labor Party	Total formal votes	Informal	Total ballot papers counted
	CORNISH Ronald	DI FALCO Carlo	JOHNSON Kristy	MULDER Tony	SIEJKA Jo			
Agfest	6	7	39	19	53	124	9	133
Bellerive	97	52	373	259	682	1 463	41	1 504
Clarence	97	48	311	264	708	1 428	61	1 489
Geilston Bay	75	48	264	224	626	1 237	35	1 272
Howrah	126	54	424	361	749	1 714	66	1 780
Lindisfarne	103	43	307	219	576	1 248	38	1 286
Lindisfarne Village	140	44	395	297	670	1 546	56	1 602
Montagu Bay	80	33	243	174	491	1 021	31	1 052
Mornington	24	35	102	54	258	473	27	500
Tranmere	137	49	624	471	782	2 063	69	2 132
Warrane	87	107	288	240	915	1 637	82	1 719
Mobile	47	6	129	69	87	338	12	350
<b>Total ordinary</b>	<b>1 019</b>	<b>526</b>	<b>3 499</b>	<b>2 651</b>	<b>6 597</b>	<b>14 292</b>	<b>527</b>	<b>14 819</b>
Pre-poll	277	108	940	596	1 425	3 346	82	3 428
Postal	85	49	307	214	457	1 112	17	1 129
Provisional	6	3	15	7	31	62	0	62
Out of division	9	10	32	24	64	139	6	145
<b>Totals</b>	<b>1 396</b>	<b>696</b>	<b>4 793</b>	<b>3 492</b>	<b>8 574</b>	<b>18 951</b>	<b>632</b>	<b>19 583</b>
% Formal vote	7.37%	3.67%	25.29%	18.43%	45.24%		3.23%	informal

## Distribution of preferences

		Independent	Shooters, Fishers, Farmers TAS	Liberal Party	Independent	Australian Labor Party	Exhausted votes	Formal votes	Absolute majority	Remarks
		CORNISH Ronald	DI FALCO Carlo	JOHNSON Kristy	MULDER Tony	SIEJKA Jo				
Count 1	Total votes	1 396	696	4 793	3 492	8 574		18 951	9 476	First preferences
Count 2	Votes transferred	188	-696	155	194	159				DI FALCO excluded
	Total votes	1 584	0	4 948	3 686	8 733		18 951	9 476	
Count 3	Votes transferred	-1 584		482	762	340				CORNISH excluded
	Total votes	0		5 430	4 448	9 073		18 951	9 476	
Count 4	Votes transferred			2 351	-4 448	1 965	132			MULDER excluded
	<b>Total votes</b>			<b>7 781</b>	<b>0</b>	<b>11 038</b>	<b>132</b>	<b>18 951</b>	<b>9 410</b>	<b>SIEJKA elected</b>
				41.35%		58.65%				

## Division of HUON

Election summary	Election held on 1 August 2020	
Retiring member – The Honourable Robert H Armstrong	Electors enrolled	26 048
Returning officer – Lissa Villeneuve	Electors who voted	22 287 (85.56%)
Elected member to serve for a six year term until May 2026	Informal votes	571 (2.56%)

### First preference votes and informal ballot papers by polling place

Polling place	Independent	Independent	Shooters, Fishers, Farmers TAS	Tasmanian Greens	Independent	Australian Labor Party	Total formal votes	Informal	Total ballot papers counted
	ARMSTRONG Debbie Louise	ARMSTRONG Robert	CAMERON Garrick	CARUANA Pat	HARRISS Dean	SEIDEL Bastian			
Adventure Bay	11	12	5	26	11	49	114	3	117
Alonnah	4	16	10	25	23	78	156	9	165
Blackmans Bay	96	210	70	302	266	483	1 427	53	1 480
Cygnat	101	202	71	281	105	284	1 044	31	1 075
Dover	38	95	37	42	52	98	362	18	380
Franklin	28	67	26	49	65	143	378	11	389
Geeveston	53	118	77	56	84	139	527	26	553
Glen Huon	11	31	9	13	36	48	148	3	151
Huonville	62	101	92	94	151	249	749	36	785
Judbury	15	19	19	26	18	47	144	6	150
Kettering	28	49	39	95	54	74	339	25	364
Margate	118	220	135	300	271	397	1 441	55	1 496
Middleton	19	36	19	45	32	39	190	8	198
Mountain River	24	47	34	56	52	133	346	8	354
Ranelagh	41	76	54	57	117	215	560	19	579
Sandfly	45	103	69	171	86	139	613	26	639
Snug	60	118	83	153	135	199	748	29	777
Southport	11	18	11	17	15	21	93	7	100
Woodbridge	16	41	17	112	34	72	292	13	305
<b>Total ordinary</b>	<b>781</b>	<b>1 579</b>	<b>877</b>	<b>1 920</b>	<b>1 607</b>	<b>2 907</b>	<b>9 671</b>	<b>386</b>	<b>10 057</b>
Pre-poll	136	337	128	272	275	595	1 743	44	1 787
Postal	862	2 139	740	1 603	1 614	3 272	10 230	136	10 366
Provisional	4	11	6	7	8	16	52	4	56
Out of division	1	5	1	6	2	5	20	1	21
<b>Totals</b>	<b>1 784</b>	<b>4 071</b>	<b>1 752</b>	<b>3 808</b>	<b>3 506</b>	<b>6 795</b>	<b>21 716</b>	<b>571</b>	<b>22 287</b>
% Formal vote	8.22%	18.75%	8.07%	17.54%	16.14%	31.29%		2.56%	informal

Note: Mobile polling was not conducted due to the pandemic.

## Distribution of preferences

		ARMSTRONG Debbie Louise	Independent	ARMSTRONG Robert	Independent	CAMERON Garrick	Shooters, Fishers, Farmers TAS	CARUANA Pat	Tasmanian Greens	HARRISS Dean	Independent	SEIDEL Basilian	Australian Labor Party	Exhausted votes	Formal votes	Absolute majority	Remarks
Count 1	Total votes	1 784	4 071	1 752	3 808	3 506	6 795								21 716	10 859	First preferences
Count 2	Votes transferred	299	422	-1 752	126	520	385										CAMERON excluded
	Total votes	2 083	4 493	0	3 934	4 026	7 180								21 716	10 859	
Count 3	Votes transferred	-2 083	827		232	671	353										ARMSTRONG excluded
	Total votes	0	5 320		4 166	4 697	7 533								21 716	10 859	
Count 4	Votes transferred		434		-4 166	814	2 885							33			CARUANA excluded
	Total votes		5 754		0	5 511	10 418							33	21 716	10 842	
Count 5	Votes transferred		3 398			-5 511	1 866							247			HARRISS excluded
	<b>Total votes</b>		<b>9 152</b>		<b>0</b>	<b>12 284</b>								<b>280</b>	<b>21 716</b>	<b>10 719</b>	<b>SEIDEL elected</b>
			42.69%				57.31%										

## Division of ROSEVEARS

### Election summary

Retiring member – The Honourable Kerry Finch  
 Returning officer – Sarah Mathews  
 Elected member to serve for a six year term until May 2026

### Election held on 1 August 2020

Electors enrolled 27 503  
 Electors who voted 23 326 (84.81%)  
 Informal votes 462 (1.98%)

## First preference votes and informal ballot papers by polling place

Polling place	Tasmanian Greens	Independent	Independent	Independent	Australian Labor Party	Liberal Party	Total formal votes	Informal	Total ballot papers counted
	DAVENPORT Jack	FINLAY Janie	FRY David	GALE Vivienne	GREENE Jess	PALMER Jo			
Beaconsfield	31	157	40	8	61	199	496	36	532
Beauty Point	11	129	33	5	22	106	306	11	317
Exeter	45	190	65	22	59	256	637	28	665
Gravelly Beach	36	117	37	13	39	113	355	6	361
Kelso	4	63	4	4	6	46	127	2	129
Legana	69	417	132	38	120	713	1 489	37	1 526
Prospect	19	74	19	5	28	106	251	8	259
Riverside	74	291	109	24	104	494	1 096	25	1 121
Riverside West	70	251	112	31	78	399	941	29	970
Sidmouth	10	85	19	23	9	113	259	8	267
Summerhill	68	408	100	28	149	652	1 405	51	1 456
Trevallyn	153	321	60	32	63	297	926	18	944
West Launceston	202	369	97	44	102	381	1 195	33	1 228
<b>Total ordinary</b>	<b>792</b>	<b>2 872</b>	<b>827</b>	<b>277</b>	<b>840</b>	<b>3 875</b>	<b>9 483</b>	<b>292</b>	<b>9 775</b>
Pre-poll	187	877	232	89	227	1 085	2 697	61	2 758
Postal	731	3 146	846	395	999	4 506	10 623	109	10 732
Provisional	1	18	1	0	9	18	47	0	47
Out of division	2	2	1	0	1	8	14	0	14
<b>Totals</b>	<b>1 713</b>	<b>6 915</b>	<b>1 907</b>	<b>761</b>	<b>2 076</b>	<b>9 492</b>	<b>22 864</b>	<b>462</b>	<b>23 326</b>
% Formal vote	7.49%	30.24%	8.34%	3.33%	9.08%	41.52%		1.98%	informal

Note: Mobile polling was not conducted due to the pandemic.

## Distribution of preferences

		Tasmanian Greens	Independent	Independent	Independent	Australian Labor Party	Liberal Party				
		DAVENPORT Jack	FINLAY Janie	FRY David	GALE Vivienne	GREENE Jess	PALMER Jo	Exhausted votes	Formal votes	Absolute majority	Remarks
Count 1	Total votes	1 713	6 915	1 907	761	2 076	9 492		22 864	11 433	First preferences
Count 2	Votes transferred	81	302	171	- 761	95	112				GALE excluded
	Total votes	1 794	7 217	2 078	0	2 171	9 604		22 864	11 433	
Count 3	Votes transferred	-1 794	631	240		784	139				DAVENPORT excluded
	Total votes	0	7 848	2 318		2 955	9 743		22 864	11 433	
Count 4	Votes transferred		1 014	-2 318		324	954	26			FRY excluded
	Total votes		8 862	0		3 279	10 697	26	22 864	11 420	
Count 5	Votes transferred		2 370			-3 279	795	114			GREENE excluded
	<b>Total votes</b>		<b>11 232</b>			<b>0</b>	<b>11 492</b>	<b>140</b>	<b>22 864</b>	<b>11 363</b>	<b>PALMER elected</b>
			49.43%				50.57%				

## Division of DERWENT

Election summary	Election held on 1 May 2021	
Retiring member – The Honourable Craig M Farrell	Electors enrolled	26 618
Returning officer – Sally-Ann Isles	Electors who voted	21 730 (81.64%)
Elected member to serve for a six year term until May 2027	Informal votes	1 217 (5.60%)

### First preference votes and informal ballot papers by polling place

Polling place	Animal Justice Party	Australian Labor Party	Liberal Party	Total formal votes	Informal	Total ballot papers counted
	DAVIS Ivan	FARRELL Craig	SHAW Ben			
Austins Ferry	138	548	683	1 369	71	1 440
Bothwell	24	87	170	281	16	297
Bridgewater	149	681	480	1 310	128	1 438
Chigwell	89	353	277	719	64	783
Claremont	186	810	677	1 673	106	1 779
Dromedary	36	108	159	303	15	318
Gagebrook	114	442	232	788	83	871
Glenora	13	130	126	269	12	281
Granton	66	276	346	688	51	739
Lachlan	44	226	124	394	24	418
Magra	15	240	192	447	18	465
Miena	12	37	64	113	4	117
Molesworth	18	158	112	288	13	301
New Norfolk	145	808	485	1 438	78	1 516
New Norfolk North	54	466	385	905	68	973
Ouse	23	103	134	260	26	286
Roseneath	99	373	279	751	40	791
Westerway	50	151	134	335	25	360
Windermere	140	525	436	1 101	51	1 152
<b>Total ordinary</b>	<b>1 415</b>	<b>6 522</b>	<b>5 495</b>	<b>13 432</b>	<b>893</b>	<b>14 325</b>
Mobile	37	113	104	254	8	262
Pre-poll	336	2 152	1 653	4 141	234	4 375
Postal	160	833	712	1 705	29	1 734
Provisional	6	29	32	67	4	71
Out of division (Pre-poll + Polling day)	105	420	389	914	49	963
<b>Totals</b>	<b>2 059</b>	<b>10 069</b>	<b>8 385</b>	<b>20 513</b>	<b>1 217</b>	<b>21 730</b>
% Formal vote	10.04%	49.09%	40.88%		5.60%	informal

## Distribution of preferences

		Animal Justice Party	Australian Labor Party	Liberal Party			
		DAVIS Ivan	FARRELL Craig	SHAW Ben	Formal votes	Absolute majority	Remarks
Count 1	Total votes	2 059	10 069	8 385	20 513	10 257	First preferences
Count 2	Votes transferred	-2 059	1 346	713			DAVIS excluded
	<b>Total votes</b>	<b>0</b>	<b>11 415</b>	<b>9 098</b>	<b>20 513</b>	<b>10 257</b>	<b>FARRELL elected</b>
			55.65%	44.35%			

## Division of MERSEY

### Election summary

Election held on 1 May 2021

Retiring member – The Honourable Michael V Gaffney

Electors enrolled

28 627

Returning Officer – Michael Leyden

Elected member to serve for a six year term until May 2027

1 candidate (no ballot required)

**GAFFNEY, Michael (Independent) elected unopposed**

## Division of WINDERMERE

### Election summary

Retiring member – The Honourable Ivan N Dean  
 Returning officer – Jenny Hart  
 Elected member to serve for a six year term until May 2027

### Election held on 1 May 2021

Electors enrolled 27 342  
 Electors who voted 22 360 (81.78%)  
 Informal votes 1 084 (4.85%)

## First preference votes and informal ballot papers by polling place

Polling place	Liberal Party	Independent	Australian Labor Party	Independent	Independent	Total formal votes	Informal	Total ballot papers counted
	DUIGAN Nick	GALE Vivienne	LYONS Geoff	SMITH Will	SOWARD Rob			
Dilston	294	25	99	215	68	701	34	735
George Town	360	54	345	248	67	1 074	80	1 154
George Town South	185	15	165	148	40	553	38	591
Hillwood	200	19	82	84	38	423	28	451
Inveresk	323	59	342	281	135	1 140	69	1 209
Invermay	389	45	273	263	95	1 065	46	1 111
Karoola	172	18	64	72	27	353	15	368
Lebrina	79	5	24	40	15	163	3	166
Lilydale	281	36	142	144	52	655	24	679
Mowbray	312	46	290	203	88	939	69	1 008
Newnham	741	75	675	420	202	2 113	155	2 268
Nunamara	112	13	51	58	48	282	25	307
Pipers River	127	10	37	40	17	231	18	249
Ravenswood	479	51	533	258	174	1 495	106	1 601
Rocherlea	294	28	299	224	73	918	59	977
St Leonards	659	39	228	288	187	1 401	46	1 447
Waverley	367	42	262	178	167	1 016	63	1 079
Weymouth	54	2	14	24	18	112	4	116
<b>Total ordinary</b>	<b>5 428</b>	<b>582</b>	<b>3 925</b>	<b>3 188</b>	<b>1 511</b>	<b>14 634</b>	<b>882</b>	<b>15 516</b>
Mobile	91	14	79	30	24	238	19	257
Pre-poll	1 722	172	1 084	925	345	4 248	161	4 409
Postal	761	112	623	354	183	2 033	18	2 051
Provisional	37	8	22	17	6	90	2	92
Out of division	9	2	13	7	2	33	2	35
<b>Totals</b>	<b>8 048</b>	<b>890</b>	<b>5 746</b>	<b>4 521</b>	<b>2 071</b>	<b>21 276</b>	<b>1 084</b>	<b>22 360</b>
% Formal vote	37.83%	4.18%	27.01%	21.25%	9.73%		4.85%	informal

## Distribution of preferences

		DUIGAN Nick	GALE Vivienne	LYONS Geoff	SMITH Will	SOWARD Rob	Exhausted votes	Formal votes	Absolute majority	Remarks
		Liberal Party	Independent	Australian Labor Party	Independent	Independent				
Count 1	Total votes	8 048	890	5 746	4 521	2 071		21 276	10 639	First preferences
Count 2	Votes transferred	101	- 890	152	395	242				GALE excluded
	Total votes	8 149	0	5 898	4 916	2 313		21 276	10 639	
Count 3	Votes transferred	565		547	1 201	-2 313				SOWARD excluded
	Total votes	8 714		6 445	6 117	0		21 276	10 639	
Count 4	Votes transferred	2 686		3 213	-6 117		218			SMITH excluded
	<b>Total votes</b>	<b>11 400</b>		<b>9 658</b>	<b>0</b>		<b>218</b>	<b>21 276</b>	<b>10 530</b>	<b>DUIGAN elected</b>
		54.14%		45.86%						





# House of Assembly elections

2021 General election

## House of Assembly 2021 General Election

### Election timetable

Issue of writs and close of electoral rolls	6pm Tuesday 30 March 2021
Close of nominations	12 noon Wednesday 7 April 2021
Announcement of nominations	12 noon Thursday 8 April 2021
Pre-poll voting commenced	8:30am Monday 12 April 2021
Postal vote applications closed	4pm Friday 23 April 2021
Polling day	8am – 6pm Saturday 1 May 2021
Return of the writs	Friday 14 May 2021

### Returning officers

Division of Bass	Jenny Hart
Division of Braddon	Michael Leyden
Division of Clark	Greg Winton
Division of Franklin	Graeme Ingram
Division of Lyons	Sally-Ann Isles

## Members of the Fiftieth Parliament (2021)

### Division of Bass

---

Liberal Party	Hon. Sarah Courtney Hon. Michael Darrel Joseph Ferguson Hon. Peter Carl Gutwein
Australian Labor Party	Michelle Anne O'Byrne Janie Finlay

### Division of Braddon

---

Liberal Party	Adam Richard Brooks Hon. Roger Charles Jaensch Hon. Jeremy Page Rockliff
Australian Labor Party	Dr Shane Thomas Broad Anita Joy Dow

### Division of Clark

---

Liberal Party	Hon. Elise Nicole Archer Madeleine Ruth Ogilvie
Australian Labor Party	Eloise Rafia (Ella) Haddad
Tasmanian Greens	Cassandra Stanwell (Cassy) O'Connor
Independent	Kristie Joy Johnston

### Division of Franklin

---

Liberal Party	Hon. Jacqueline Anne (Jacquie) Petrusma Nicholas Adam (Nic) Street
Australian Labor Party	David James O'Byrne Dean Winter
Tasmanian Greens	Dr Rosalie Woodruff

### Division of Lyons

---

Liberal Party	Hon. Guy Barnett Hon. Mark David Shelton John Ewart Tucker
Australian Labor Party	Jenna (Jen) Butler Hon. Rebecca White

## Tasmania's Hare-Clark System

The Hare-Clark counting system is used in Tasmania to elect five Members to each division of the Tasmanian House of Assembly.

Hare-Clark is a Single Transferable Vote (STV) method of proportional representation. STV means that a ballot paper moves between candidates as determined by the elector's marked preferences. The Australian Senate also uses a proportional representation counting system, although their counting system has some significant differences to Hare-Clark.

Hare-Clark enables parties, groups and independents to be elected to the House of Assembly in proportion to their support in the division. In other words, compared to other counting systems, the composition of the House more closely reflects the proportion of primary votes for each party on a state-wide basis.

While the term Hare-Clark was originally given to just the process of counting votes, more recently it has taken on a broader meaning to also include a specific ballot paper configuration and rotation of candidate names (Robson Rotation).

### Background and features

#### Where does the name Hare-Clark come from?

Thomas Hare was an Englishman who, in 1856, proposed the idea of a proportional representation election system which was further developed and became known as the Hare system. Andrew Inglis Clark, Tasmania's Attorney-General from 1887-92 and 1894-97, proposed a modified version of the Hare system which became Tasmanian law in 1896. This is now known as the Hare-Clark electoral system and it has been used statewide since 1907.

#### The ballot paper configuration for House of Assembly elections

The ballot paper displays multiple columns of candidate names. Each registered political party can nominate candidates to appear in a single column under the party name. A group of other candidates can nominate to run together in a column however without a column title.

The order of these columns across the ballot paper is determined by a draw. All ungrouped candidates are listed in the final column.

Under Hare-Clark, electors must mark preferences for individual candidates unlike the Australian Senate ballot papers which include above-the-line voting where electors can choose a specific party or other column of candidates.

#### Robson Rotation

Robson rotation is a process of rotating candidate names within each column so that the advantage of appearing at the top of the column or directly below another popular candidate are shared equally between candidates. Neil Robson, a former member of the House of Assembly, introduced the process to the Tasmanian Parliament in 1979.

### The counting process

#### How do you cast a formal vote?

To be counted as a vote a ballot paper must have at least the numbers 1, 2, 3, 4, and 5 with no repetitions or omissions. Ballot papers with ticks or crosses, instead of numbers, cannot be counted.

#### How is a candidate elected?

A candidate is elected when his/her total number of votes equals or exceeds the quota. The quota is the lowest number of votes a candidate needs to be certain of being elected. For House of Assembly elections, which elect five members to each division, the quota is calculated as one vote more than a sixth of the total formal votes. For example, if total formal votes were 600, the quota would be 101 ( $\frac{1}{6}$  of total + 1 vote). When the five elected candidates each reach the quota (505 votes in total) only 95 votes remain for the next highest candidate. If the quota had been 100 (only  $\frac{1}{6}$  of total) then the top six candidates could all reach this quota.

#### What is the counting process

The first step is to count the number of first preference "1" votes for each candidate. All candidates that have reached the quota with first preferences are declared elected after "count 1" and withdrawn from the counting process before "count 2" commences. All votes received by an elected candidate in excess of the quota (the surplus) will be distributed to the continuing candidates (at a later count) according to the preferences indicated on each ballot paper.

Surplus = elected candidate's total votes – the quota

## Tasmania's Hare-Clark System (cont'd)

### How do we transfer a surplus?

It is important to understand that ballot papers and votes are different. Ballot papers are the medium from which candidates receive votes. The original value of a ballot paper is 1 vote; however, this can change during counting. To distribute surplus votes the parcel of ballot papers used are given a new (reduced) value. The new ballot paper value for transferring the surplus (transfer value) is calculated as follows:

$$\text{Transfer value} = \frac{\text{Surplus votes}}{\text{Number of ballot papers in the last parcel}} \quad (\text{truncate to six decimal places})$$

A simple example:

If at the beginning of counting, a candidate (Jenny) receives 250 first preference votes and the quota is only 200 then:

- Jenny is declared elected and withdrawn from the counting process
- Jenny's surplus is calculated as 50 votes (250 – quota = 50)
- The 250 ballot papers that elected Jenny are used to distribute the surplus
- Each of these ballot papers will now be transferred at a value of 0.2 votes (50/250=0.2)

If Justin then receives 100 of Jenny's 250 ballot papers he gains a further 20 votes (100 \* 0.2 = 20 votes)

### What happens at Count 2?

If a candidate is elected on first preferences, the next thing to do is to use all of his/her ballot papers to distribute the surplus votes as discussed above.

### Further counts

When more than one candidate is elected with a surplus, each surplus is distributed as separate counts in order of election.

Only the last parcel of ballot papers received by the elected candidate are used to distribute a surplus.

When elected at count 1, all first preference ballot papers are used (as seen in the simple example above). If elected at count 9, only the ballot papers received at count 9 are used.

Once all surpluses have been distributed, the candidate with the fewest total votes is declared excluded, withdrawn from the counting process and all of his/her ballot papers are redistributed to continuing candidates.

### Excluded candidates

The exclusion of a candidate can take several counts to complete. When a candidate is excluded, ballot papers are passed on to continuing candidates at the same transfer value they were received by the excluded candidate. All ballot papers with the same transfer values are distributed as a new count.

After each count, each continuing candidate's total number of votes is recalculated. Where a continuing candidate reaches the quota, he/she is declared elected and withdrawn from the counting process before the next count commences.

### When does the counting stop?

Once an exclusion is completed, the surplus of any candidate elected during that exclusion is distributed. Otherwise, again the continuing candidate with the fewest total number of votes is excluded.

The two processes of distributing surpluses and excluding candidates continues until all vacancies are filled. For House of Assembly elections, the scrutiny stops as soon as five candidates are declared elected.

### Do you always need a quota to get elected?

It is common that the last member is elected without reaching the quota. In some cases, the last two members have been declared elected without reaching the quota.

### Why does this happen?

If some ballot papers do not include a preference for every candidate, it is possible to be elected without reaching the quota. If a distributed ballot paper does not have a preference for any of the continuing candidates, it will drop out of the count and the vote it carries is declared "exhausted".

The number of exhausted votes usually increases quickly towards the end of the counting process as fewer candidates remain. The greater the number of votes exhausted, the more likely the last elected candidate will not reach the quota.

The ballot papers instruct the voter to mark a preference for all candidates to reduce the number and impact of exhausted votes.



  
**Vote here  
this Saturday**  
8am - 6pm

## 2021 General election statistics

### Voting summary

	Bass	Braddon	Clark	Franklin	Lyons	Tasmania
Close of roll enrolment	78 182	81 211	73 998	78 130	82 911	<b>394 432</b>
Ballot papers cast	70 896	73 924	67 131	72 289	75 565	<b>359 805</b>
% of electors on the roll	90.68%	91.03%	90.72%	92.52%	91.14%	<b>91.22%</b>
Informal ballot papers	3 544	3 963	3 378	3 031	4 539	<b>18 455</b>
Informality rate	5.00%	5.36%	5.03%	4.19%	6.01%	<b>5.13%</b>
Formal ballot papers	67 352	69 961	63 753	69 258	71 026	<b>341 350</b>

### Special voting summary

		Bass	Braddon	Clark	Franklin	Lyons	Total
Mobile - IN division	Ballot papers admitted	1 137	1 033	969	546	460	<b>4 145</b>
Mobile - OUT of division	Ballot papers admitted	43	50	75	298	381	<b>847</b>
Pre-poll - IN division	Ballot papers admitted	13 108	15 987	9 777	10 153	9 390	<b>58 415</b>
Pre-poll - OUT of division	Ballot papers admitted	298	292	3 513	2 909	4 217	<b>11 229</b>
Polling day - OUT of division	Ballot papers admitted	2 009	1 466	4 707	3 189	6 073	<b>17 444</b>
Total OUT of division	Ballot papers admitted	2 350	1 808	8 295	6 396	10 671	<b>29 520</b>
Postal (inc interstate pre-poll)	Issued	7 416	4 576	5 690	6 578	6 597	<b>30 857</b>
	Ballot papers admitted	6 414	3 951	4 911	5 793	5 873	<b>26 942</b>
Provisional	Issued	945	918	1 067	1 092	1 112	<b>5 134</b>
	Ballot papers admitted	314	268	368	413	302	<b>1 665</b>
Total special votes	Issued	<b>24 956</b>	<b>24 322</b>	<b>25 798</b>	<b>24 765</b>	<b>28 230</b>	<b>128 071</b>
	Ballot papers admitted	<b>23 323</b>	<b>23 047</b>	<b>24 320</b>	<b>23 301</b>	<b>26 696</b>	<b>120 687</b>

### Out of division (absent) vote analysis

Issued for		Bass	Braddon	Clark	Franklin	Lyons
Issued by	Bass	-	599	310	203	5 771
	Braddon	499	-	230	219	1 553
	Clark	372	341	-	4 094	2 093
	Franklin	183	186	4 035	-	1 254
	Lyons	1 296	682	3 720	1 880	-
<b>Total</b>		<b>2 350</b>	<b>1 808</b>	<b>8 295</b>	<b>6 396</b>	<b>10 671</b>

## Postal vote analysis

	Bass	Braddon	Clark	Franklin	Lyons
Issued	7 416	4 576	5 690	6 578	6 597
Received	6 753	4 090	5 061	6 054	6 089
Rejected	291	133	121	251	178
Admitted	6 414	3 951	4 911	5 793	5 873
Missing ballot papers	48	6	29	10	38

Note: 'Postal votes received' includes 817 votes issued at interstate pre-poll centres  
10 votes received via Antarctic Express Vote Service

## Special votes as a percentage of ballot papers cast

	Bass	Braddon	Clark	Franklin	Lyons
Polling Day - OUT of Division	2.83	1.98	7.01	4.41	8.04
Provisional	0.44	0.36	0.55	0.57	0.40
Pre-poll	18.91	22.02	19.80	18.07	18.01
Postal	9.05	5.34	7.32	8.01	7.77
Mobile	1.66	1.47	1.56	1.17	1.11
Total	32.90	31.18	36.23	32.23	35.33

## Early votes (pre-poll, postal, mobile special votes) admitted as a percentage of total ballot papers cast

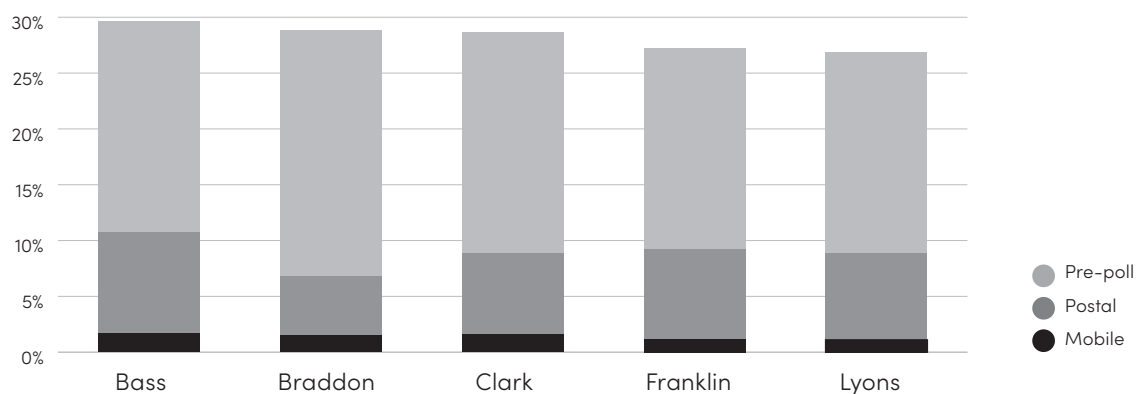


Table data

	Bass	Braddon	Clark	Franklin	Lyons
Pre-poll (inc. IN and OUT of division)	18.91%	22.02%	19.80%	18.07%	18.01%
Postal	9.05%	5.34%	7.32%	8.01%	7.77%
Mobile (inc. IN and OUT of division)	1.66%	1.47%	1.56%	1.17%	1.11%

## Party strengths in divisions as indicated by first preferences

		Bass	Braddon	Clark	Franklin	Lyons	Statewide
<b>Liberal Party</b>	First preferences	40 379	40 014	20 294	29 268	36 360	166 315
	Percentage	59.95%	57.19%	31.83%	42.26%	51.19%	48.72%
	Quotas	3.60	3.43	1.91	2.54	3.07	14.55
	Seats won	3	3	2	2	3	13
<b>Australian Labor Party</b>	First preferences	17 524	18 560	14 066	23 001	23 113	96 264
	Percentage	26.02%	26.53%	22.06%	33.21%	32.54%	28.20%
	Quotas	1.56	1.59	1.32	1.99	1.95	8.41
	Seats won	2	2	1	2	2	9
<b>Tasmanian Greens</b>	First preferences	6 181	3 882	12 772	13 122	6 293	42 250
	Percentage	9.18%	5.55%	20.03%	18.95%	8.86%	12.38%
	Quotas	0.55	0.33	1.20	1.14	0.53	3.75
	Seats won	0	0	1	1	0	2
<b>Shooters, Fishers, Farmers TAS</b>	First preferences	1 649	2 638	898	2 009	3 175	10 369
	Percentage	2.45%	3.77%	1.41%	2.90%	4.47%	3.04%
	Quotas	0.15	0.23	0.08	0.17	0.27	0.90
	Seats won	0	0	0	0	0	0
<b>Animal Justice Party</b>	First preferences	1 242	-	902	1 227	1 411	4 782
	Percentage	1.84%	-	1.41%	1.77%	1.99%	1.40%
	Quotas	0.11	-	0.08	0.11	0.12	0.42
	Seats won	0	-	0	0	0	0
<b>Federation Party Tasmania</b>	First preferences	-	-	154	-	-	154
	Percentage	-	-	0.24%	-	-	0.05%
	Quotas	-	-	0.01	-	-	0.01
	Seats won	-	-	0	-	-	0
<b>Groups and Independents</b>	First preferences	377	4 867	14 667	631	674	21 216
	Percentage	0.56%	6.96%	23.01%	2.93%	0.95%	6.22%
	Quotas	0.03	0.42	1.38	0.05	0.06	1.94
	Seats won	0	0	1	0	0	1
<b>Total</b>	First preferences	67 352	69 961	63 753	69 258	71 026	341 350
	Quotas	6.00	6.00	6.00	6.00	6.00	30.00
	Seats won	5	5	5	5	5	25
	Informal	3 544	3 963	3 378	3 031	4 539	18 455
	Quota	5.00%	5.36%	5.03%	4.19%	6.01%	5.13%
	Quota	11 226	11 661	10 626	11 544	11 838	

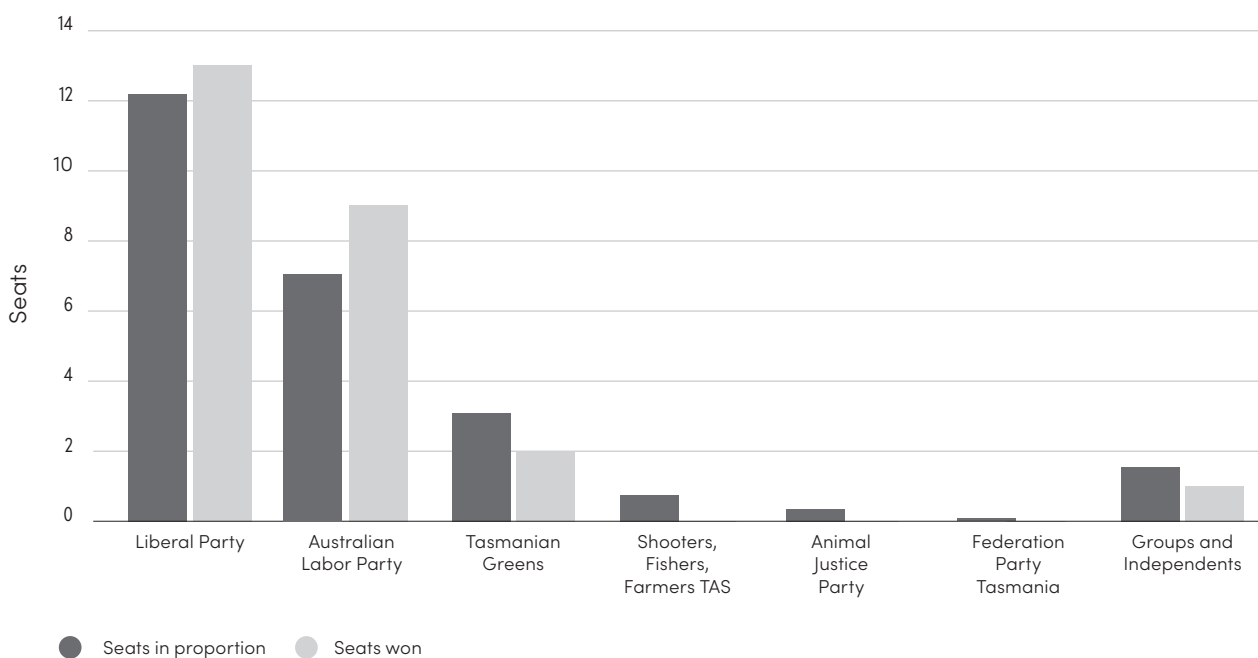
## Strength of parties

### The State as a single electorate

	First preferences	Seats in proportion*	Seats won
Liberal Party	166 315	12.18	13
Australian Labor Party	96 264	7.05	9
Tasmanian Greens	42 250	3.09	2
Shooters, Fishers, Farmers TAS	10 369	0.76	0
Animal Justice Party	4 782	0.35	0
Federation Party Tasmania	154	0.01	0
Groups and Independents	21 216	1.55	1
<b>Total</b>	<b>341 350</b>	<b>25.00</b>	<b>25</b>

\* the party's proportion of seats in the House of Assembly calculated from the party's proportion of the State vote

### Seats in proportion compared with seats won (statewide)



## Informal ballot paper survey

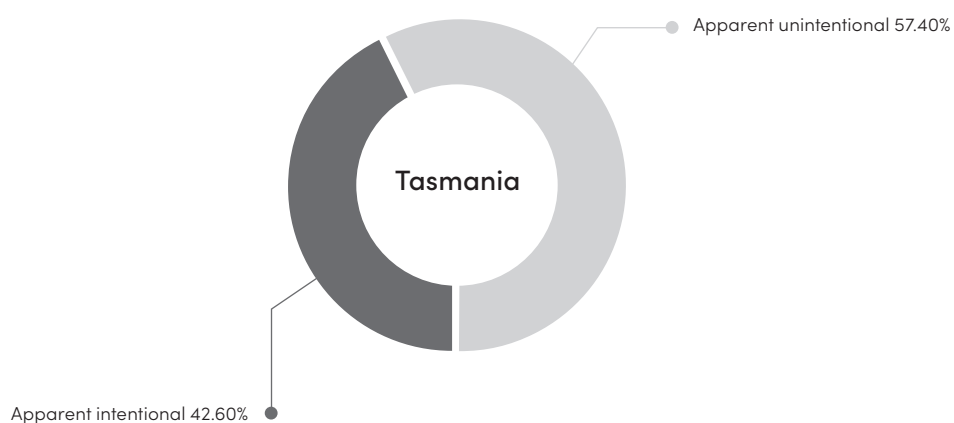
### Tasmania

#### Apparent intentional informal voting

Blank	3 906
Deliberate informal or scribble/messages only	3 955
<b>Total</b>	<b>7 861</b>

#### Apparent unintentional informality

Contains writing identifying the elector	7
Contains only ticks or crosses	3 527
Some numbers but no first preference	482
One first preference, but includes repetitions or omissions between 2 and 5	3 346
Two or more first preferences	
• 2 first preferences	1 581
• 3 first preferences	415
• 4 first preferences	213
• 5 first preferences	448
• Greater than 5 first preferences	575
<b>Total</b>	<b>10 594</b>
<b>Total</b>	<b>18 455</b>



Informal ballot paper surveys for each division are included in Appendix A.



OTING



arking  
Only

ANDELY  
HALL  
MARKET  
10 APT 3 PM

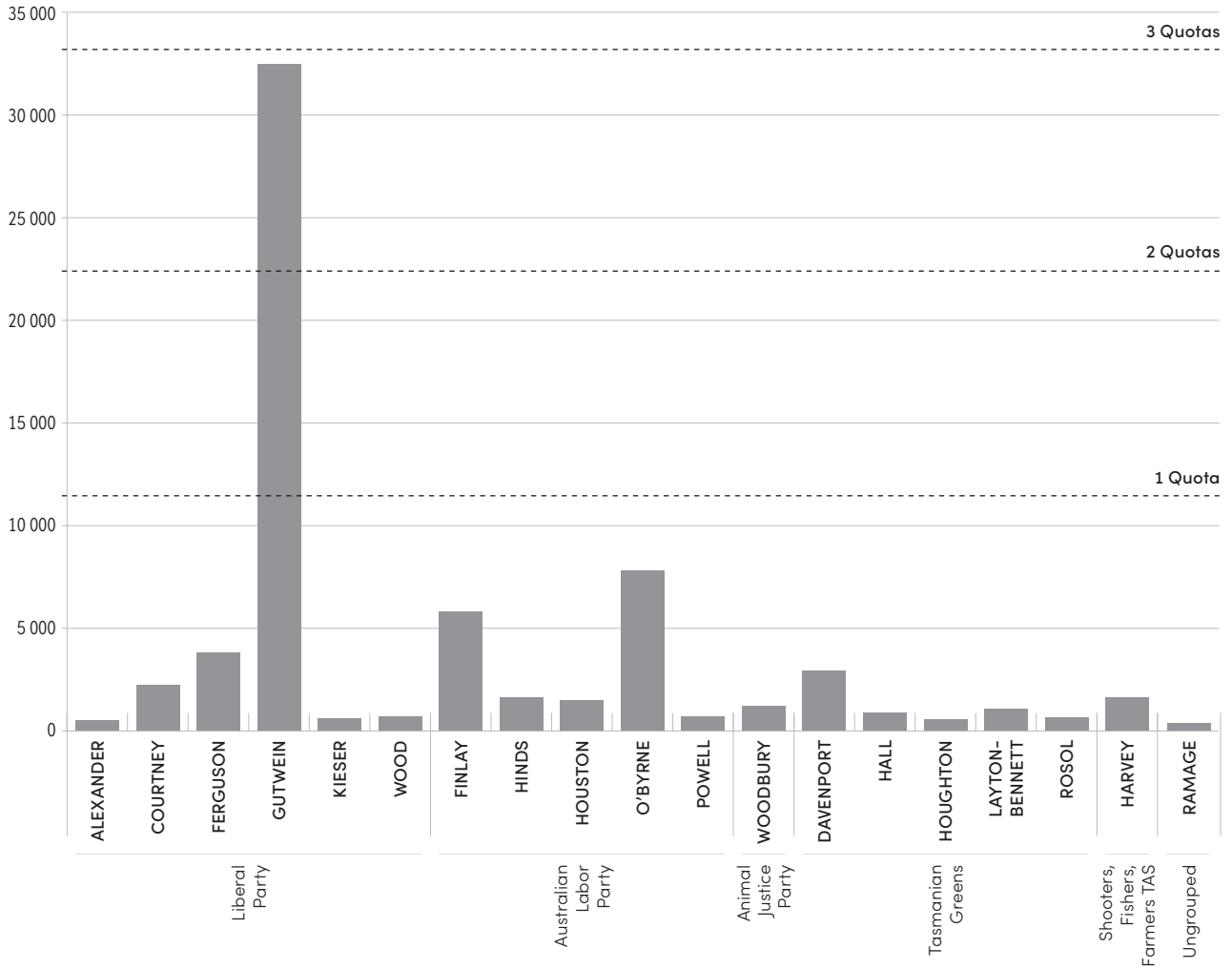


# House of Assembly elections

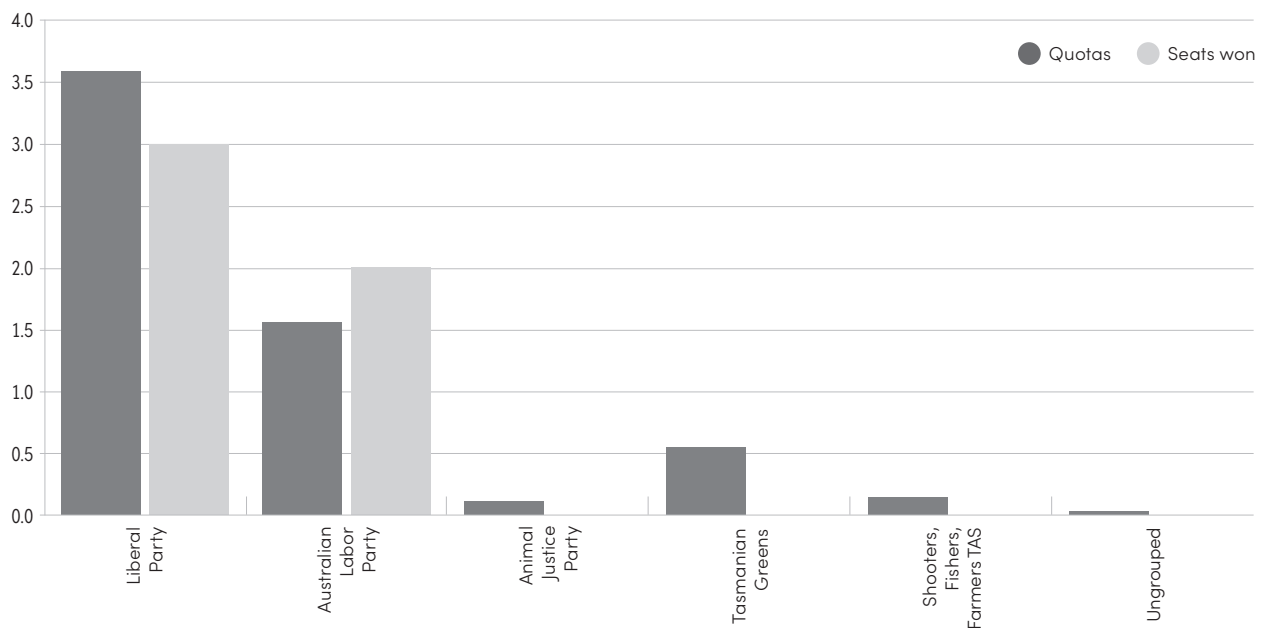
Polling place figures

## Division of BASS

### Candidate first preference totals



### Number of quotas attained compared with seats won



## BASS first preference votes

Page 1 of 4

Candidates	Beaconsfield	Beauty Point	Branxholm	Bridport	Dilston	East Launceston	Exeter	Five Ways	George Town	George Town South	Gladstone	Glengarry	Gravelly Beach	Hillwood	Inveresk
ALEXANDER, Lara	10	6	1	5	6	5	8	7	10	3	1	1	4	5	11
COURTNEY, Sarah	27	25	6	24	29	36	55	21	19	11	6	6	36	17	28
FERGUSON, Michael	29	26	13	31	39	28	80	30	60	25	2	5	18	22	53
GUTWEIN, Peter	435	275	104	612	381	569	508	331	404	235	66	138	242	260	422
KIESER, Greg	11	9	1	6	11	7	16	4	61	28	2	3	8	15	6
WOOD, Simon	12	7	3	14	9	13	11	7	5	5	2	3	3	5	11
<b>Liberal Party</b>	<b>524</b>	<b>348</b>	<b>128</b>	<b>692</b>	<b>475</b>	<b>658</b>	<b>678</b>	<b>400</b>	<b>559</b>	<b>307</b>	<b>79</b>	<b>156</b>	<b>311</b>	<b>324</b>	<b>531</b>
FINLAY, Janie	153	93	16	37	40	62	135	72	78	41	15	26	77	37	126
HINDS, Adrian	46	15	2	7	15	13	28	22	42	28	2	6	17	8	37
HOUSTON, Jennifer	25	8	5	10	11	11	28	24	37	16	1	3	18	14	24
O'BYRNE, Michelle	78	47	19	59	63	137	90	107	220	109	10	20	69	47	207
POWELL, Owen	15	3	10	9	5	4	12	7	19	7	2	1	6	4	20
<b>Australian Labor Party</b>	<b>317</b>	<b>166</b>	<b>52</b>	<b>122</b>	<b>134</b>	<b>227</b>	<b>293</b>	<b>232</b>	<b>396</b>	<b>201</b>	<b>30</b>	<b>56</b>	<b>187</b>	<b>110</b>	<b>414</b>
WOODBURY Sue	25	6	3	7	12	15	30	14	35	13	4	2	3	11	32
<b>Animal Justice Party</b>	<b>25</b>	<b>6</b>	<b>3</b>	<b>7</b>	<b>12</b>	<b>15</b>	<b>30</b>	<b>14</b>	<b>35</b>	<b>13</b>	<b>4</b>	<b>2</b>	<b>3</b>	<b>11</b>	<b>32</b>
DAVENPORT, Jack	22	17	7	18	41	91	49	40	24	4	3	10	46	23	76
HALL, Tom	7	5	5	5	10	32	14	12	12	7	2	2	6	9	26
HOUGHTON, Mitchell	9	4	3	2	8	12	7	4	5	5	1	1	14	2	18
LAYTON-BENNETT, Anne	13	7	9	5	27	41	21	12	18	3	1	6	12	7	39
ROSOL, Cecily	9	5	3	3	7	16	14	4	8	7	0	3	14	6	21
<b>Tasmanian Greens</b>	<b>60</b>	<b>38</b>	<b>27</b>	<b>33</b>	<b>93</b>	<b>192</b>	<b>105</b>	<b>72</b>	<b>67</b>	<b>26</b>	<b>7</b>	<b>22</b>	<b>92</b>	<b>47</b>	<b>180</b>
HARVEY, Andrew	50	7	8	18	19	14	50	7	53	26	11	9	11	8	29
<b>Shooters, Fishers, Farmers TAS</b>	<b>50</b>	<b>7</b>	<b>8</b>	<b>18</b>	<b>19</b>	<b>14</b>	<b>50</b>	<b>7</b>	<b>53</b>	<b>26</b>	<b>11</b>	<b>9</b>	<b>11</b>	<b>8</b>	<b>29</b>
RAMAGE, Roy	6	3	1	1	5	5	9	1	8	3	2	3	9	5	13
<b>Ungrouped</b>	<b>6</b>	<b>3</b>	<b>1</b>	<b>1</b>	<b>5</b>	<b>5</b>	<b>9</b>	<b>1</b>	<b>8</b>	<b>3</b>	<b>2</b>	<b>3</b>	<b>9</b>	<b>5</b>	<b>13</b>
<b>Total formal votes</b>	<b>982</b>	<b>568</b>	<b>219</b>	<b>873</b>	<b>738</b>	<b>1 111</b>	<b>1 165</b>	<b>726</b>	<b>1 118</b>	<b>576</b>	<b>133</b>	<b>248</b>	<b>613</b>	<b>505</b>	<b>1 199</b>
Informal ballot papers	74	25	10	33	37	28	61	40	103	46	11	13	34	31	110
<b>Total ballot papers</b>	<b>1 056</b>	<b>593</b>	<b>229</b>	<b>906</b>	<b>775</b>	<b>1 139</b>	<b>1 226</b>	<b>766</b>	<b>1 221</b>	<b>622</b>	<b>144</b>	<b>261</b>	<b>647</b>	<b>536</b>	<b>1 309</b>

## BASS first preference votes, cont'd

Page 2 of 4

Candidates	Invermay	Karroola	Kelso	Kings Meadows	Lady Barron	Launceston	Launceston Central	Lebrina	Legana	Lilydale	Mowbray	Newnham	Newstead	Norwood	Nunamara
ALEXANDER, Lara	13	3	1	15	2	5	4	1	18	5	11	24	13	14	1
COURTNEY, Sarah	40	9	9	73	5	25	17	10	89	18	34	64	57	62	5
FERGUSON, Michael	49	16	12	123	13	41	24	18	275	29	37	127	67	109	10
GUTWEIN, Peter	507	190	136	864	68	269	301	115	1299	304	396	867	807	1070	166
KIESER, Greg	7	4	21	12	3	2	2	4	24	4	11	20	8	8	3
WOOD, Simon	11	8	4	18	0	8	9	3	35	7	11	21	25	13	2
<b>Liberal Party</b>	<b>627</b>	<b>230</b>	<b>183</b>	<b>1 105</b>	<b>91</b>	<b>350</b>	<b>357</b>	<b>151</b>	<b>1 740</b>	<b>367</b>	<b>500</b>	<b>1 123</b>	<b>977</b>	<b>1 276</b>	<b>187</b>
FINLAY, Janie	109	20	46	166	5	74	61	12	265	44	88	195	125	128	21
HINDS, Adrian	31	8	9	71	2	12	13	2	46	11	40	83	37	75	8
HOUSTON, Jennifer	28	7	9	57	3	10	14	2	47	19	47	117	26	28	5
O'BYRNE, Michelle	148	50	16	224	8	68	90	21	170	77	138	348	185	204	30
POWELL, Owen	25	3	1	19	2	4	8	7	11	10	19	32	8	16	5
<b>Australian Labor Party</b>	<b>341</b>	<b>88</b>	<b>81</b>	<b>537</b>	<b>20</b>	<b>168</b>	<b>186</b>	<b>44</b>	<b>539</b>	<b>161</b>	<b>332</b>	<b>775</b>	<b>381</b>	<b>451</b>	<b>69</b>
WOODBURY, Sue	28	11	4	28	3	13	11	2	39	15	26	48	34	30	3
<b>Animal Justice Party</b>	<b>28</b>	<b>11</b>	<b>4</b>	<b>28</b>	<b>3</b>	<b>13</b>	<b>11</b>	<b>2</b>	<b>39</b>	<b>15</b>	<b>26</b>	<b>48</b>	<b>34</b>	<b>30</b>	<b>3</b>
DAVENPORT, Jack	62	9	13	60	6	78	86	10	104	53	43	45	90	56	13
HALL, Tom	14	3	8	22	1	17	23	2	29	19	12	20	33	25	5
HOUGHTON, Mitchell	13	4	4	19	0	15	8	2	21	9	11	11	16	20	2
LAYTON-BENNETT, Anne	20	1	7	23	3	22	34	3	26	22	20	21	30	19	5
ROSOL, Cecily	9	2	0	20	1	22	18	3	20	12	16	8	25	20	3
<b>Tasmanian Greens</b>	<b>118</b>	<b>19</b>	<b>32</b>	<b>144</b>	<b>11</b>	<b>154</b>	<b>169</b>	<b>20</b>	<b>200</b>	<b>115</b>	<b>102</b>	<b>105</b>	<b>194</b>	<b>140</b>	<b>28</b>
HARVEY, Andrew	43	18	5	43	4	6	12	13	48	25	34	71	35	34	17
<b>Shooters, Fishers, Farmers TAS</b>	<b>43</b>	<b>18</b>	<b>5</b>	<b>43</b>	<b>4</b>	<b>6</b>	<b>12</b>	<b>13</b>	<b>48</b>	<b>25</b>	<b>34</b>	<b>71</b>	<b>35</b>	<b>34</b>	<b>17</b>
RAMAGE, Roy	5	3	3	11	0	3	4	1	12	4	6	15	8	3	4
<b>Ungrouped</b>	<b>5</b>	<b>3</b>	<b>3</b>	<b>11</b>	<b>0</b>	<b>3</b>	<b>4</b>	<b>1</b>	<b>12</b>	<b>4</b>	<b>6</b>	<b>15</b>	<b>8</b>	<b>3</b>	<b>4</b>
<b>Total formal votes</b>	<b>1 162</b>	<b>369</b>	<b>308</b>	<b>1 868</b>	<b>129</b>	<b>694</b>	<b>739</b>	<b>231</b>	<b>2 578</b>	<b>687</b>	<b>1 000</b>	<b>2 137</b>	<b>1 629</b>	<b>1 934</b>	<b>308</b>
Informal ballot papers	71	19	17	105	17	23	22	5	125	35	96	239	82	103	35
<b>Total ballot papers</b>	<b>1 233</b>	<b>388</b>	<b>325</b>	<b>1 973</b>	<b>146</b>	<b>717</b>	<b>761</b>	<b>236</b>	<b>2 703</b>	<b>722</b>	<b>1 096</b>	<b>2 376</b>	<b>1 711</b>	<b>2 037</b>	<b>343</b>

## BASS first preference votes, cont'd

Page 3 of 4

Candidates	Pipers River	Prospect	Ravenswood	Ringarooma	Riverside	Riverside West	Rocherlea	Scottsdale	Sidmouth	South Launceston	St Leonards	Summerhill	Trevallyn	Waverley	West Launceston
ALEXANDER, Lara	1	1	12	0	12	9	9	7	5	4	11	17	9	14	10
COURTNEY, Sarah	8	14	31	10	78	51	15	35	34	16	49	61	50	19	30
FERGUSON, Michael	7	29	64	17	201	145	38	48	18	31	90	118	66	52	82
GUTWEIN, Peter	128	254	558	136	930	736	381	492	246	215	765	1 161	512	435	630
KIESER, Greg	11	4	4	1	10	11	5	3	4	3	5	15	6	8	5
WOOD, Simon	2	5	14	2	24	18	8	4	5	3	14	21	12	7	13
<b>Liberal Party</b>	<b>157</b>	<b>307</b>	<b>683</b>	<b>166</b>	<b>1 255</b>	<b>970</b>	<b>456</b>	<b>589</b>	<b>312</b>	<b>272</b>	<b>934</b>	<b>1 393</b>	<b>655</b>	<b>535</b>	<b>770</b>
FINLAY, Janie	9	40	128	20	173	152	94	44	45	57	88	212	164	92	155
HINDS, Adrian	4	12	63	9	41	23	39	9	8	18	33	78	18	28	26
HOUSTON, Jennifer	4	12	69	6	34	24	54	13	4	15	24	46	25	34	30
O'BYRNE, Michelle	22	39	339	22	182	131	191	56	17	81	150	225	116	159	153
POWELL, Owen	6	5	21	5	21	8	10	24	0	7	5	18	12	15	21
<b>Australian Labor Party</b>	<b>45</b>	<b>108</b>	<b>620</b>	<b>62</b>	<b>451</b>	<b>338</b>	<b>388</b>	<b>146</b>	<b>74</b>	<b>178</b>	<b>300</b>	<b>579</b>	<b>335</b>	<b>328</b>	<b>385</b>
WOODBURY, Sue	1	5	48	3	33	30	18	11	8	13	21	37	17	30	25
<b>Animal Justice Party</b>	<b>1</b>	<b>5</b>	<b>48</b>	<b>3</b>	<b>33</b>	<b>30</b>	<b>18</b>	<b>11</b>	<b>8</b>	<b>13</b>	<b>21</b>	<b>37</b>	<b>17</b>	<b>30</b>	<b>25</b>
DAVENPORT, Jack	11	7	30	5	98	86	11	19	18	45	31	69	216	27	207
HALL, Tom	3	3	6	4	27	11	0	8	9	14	14	16	33	13	34
HOUGHTON, Mitchell	2	2	4	2	13	5	4	6	7	12	12	8	15	6	21
LAYTON-BENNETT, Anne	2	12	10	2	31	23	8	7	12	12	15	28	35	10	41
ROSOL, Cecily	0	5	12	2	26	12	4	4	0	10	7	8	30	9	27
<b>Tasmanian Greens</b>	<b>18</b>	<b>29</b>	<b>62</b>	<b>15</b>	<b>195</b>	<b>137</b>	<b>27</b>	<b>44</b>	<b>46</b>	<b>93</b>	<b>79</b>	<b>129</b>	<b>329</b>	<b>65</b>	<b>330</b>
HARVEY, Andrew	13	7	59	10	32	26	26	31	11	18	33	48	11	39	20
<b>Shooters, Fishers, Farmers TAS</b>	<b>13</b>	<b>7</b>	<b>59</b>	<b>10</b>	<b>32</b>	<b>26</b>	<b>26</b>	<b>31</b>	<b>11</b>	<b>18</b>	<b>33</b>	<b>48</b>	<b>11</b>	<b>39</b>	<b>20</b>
RAMAGE, Roy	1	3	10	1	11	6	3	3	2	1	18	5	3	24	8
<b>Ungrouped</b>	<b>1</b>	<b>3</b>	<b>10</b>	<b>1</b>	<b>11</b>	<b>6</b>	<b>3</b>	<b>3</b>	<b>2</b>	<b>1</b>	<b>18</b>	<b>5</b>	<b>3</b>	<b>24</b>	<b>8</b>
<b>Total formal votes</b>	<b>235</b>	<b>459</b>	<b>1 482</b>	<b>257</b>	<b>1 977</b>	<b>1 507</b>	<b>918</b>	<b>824</b>	<b>453</b>	<b>575</b>	<b>1 385</b>	<b>2 191</b>	<b>1 350</b>	<b>1 021</b>	<b>1 538</b>
Informal ballot papers	29	30	167	11	72	53	91	46	13	27	68	125	49	99	55
<b>Total ballot papers</b>	<b>264</b>	<b>489</b>	<b>1 649</b>	<b>268</b>	<b>2 049</b>	<b>1 560</b>	<b>1 009</b>	<b>870</b>	<b>466</b>	<b>602</b>	<b>1 453</b>	<b>2 316</b>	<b>1 399</b>	<b>1 120</b>	<b>1 593</b>

## BASS first preference votes, cont'd

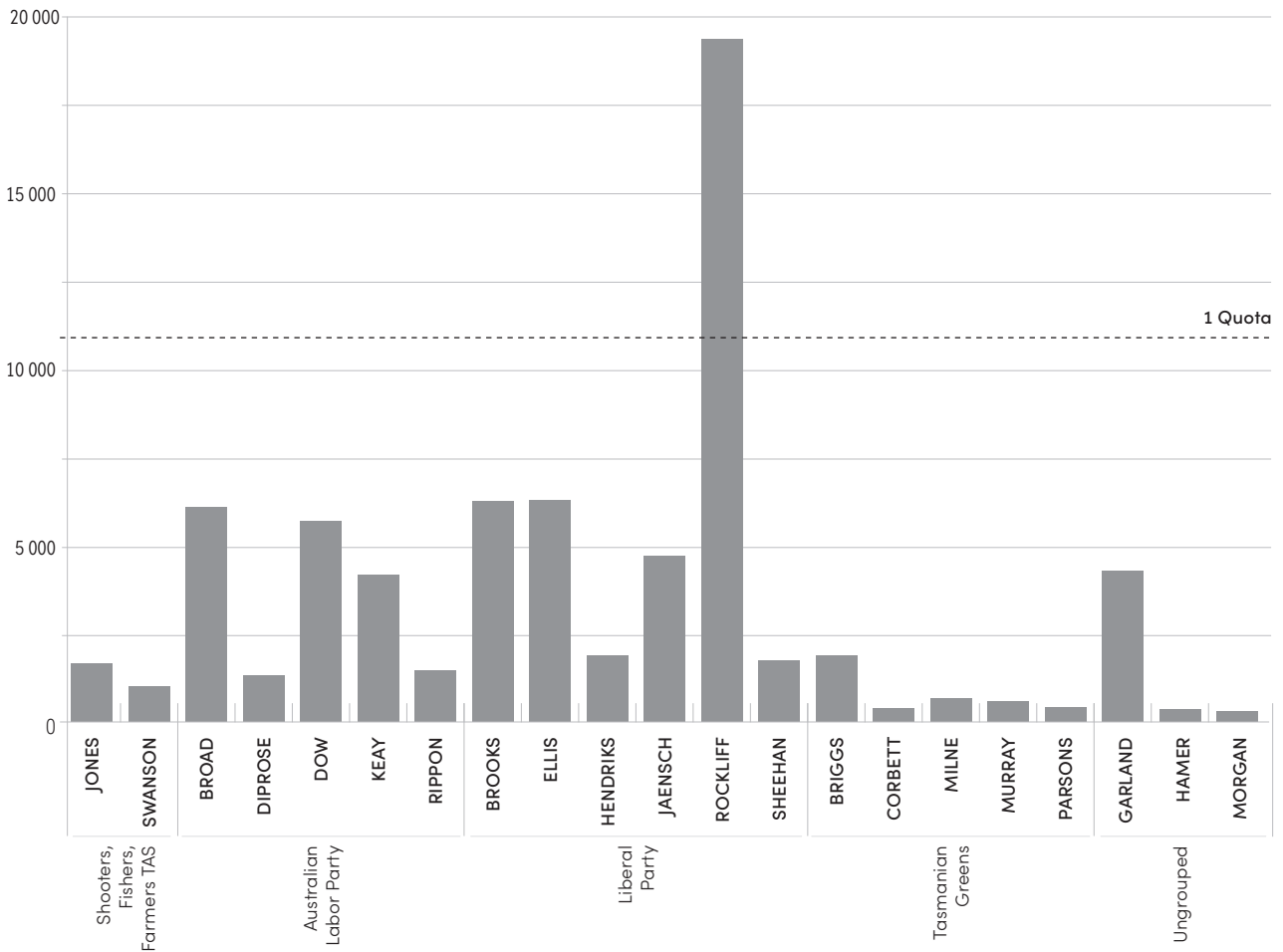
Page 4 of 4

Candidates					Total Ordinary Votes	Special votes								Total
	Weymouth	Whitemark	Winnaleah	Youngtown		George Town Pre- Poll	Launceston Pre-Poll	Scottsdale Pre-Poll	Out of Division Pre-Poll	Postal	Mobile	Out of Division	Provisional	
ALEXANDER, Lara	1	4	3	10	352	9	72	8	1	33	22	11	3	511
COURTNEY, Sarah	9	22	5	54	1 454	32	391	45	12	180	41	60	12	2 227
FERGUSON, Michael	4	48	16	88	2 573	81	522	70	15	302	121	102	20	3 806
GUTWEIN, Peter	80	154	103	756	21 013	565	5 263	761	141	3 275	489	858	117	32 482
KIESER, Greg	5	6	1	4	432	53	54	7	2	58	12	22	6	646
WOOD, Simon	1	3	0	17	458	10	120	8	2	63	17	24	5	707
<b>Liberal Party</b>	<b>100</b>	<b>237</b>	<b>128</b>	<b>929</b>	<b>26 282</b>	<b>750</b>	<b>6 422</b>	<b>899</b>	<b>173</b>	<b>3 911</b>	<b>702</b>	<b>1 077</b>	<b>163</b>	<b>40 379</b>
FINLAY, Janie	7	11	11	121	3 990	81	875	60	20	535	97	148	24	5 830
HINDS, Adrian	2	2	1	44	1 194	34	194	13	5	140	26	46	11	1 663
HOUSTON, Jennifer	1	6	4	42	1 101	36	173	9	4	128	21	35	5	1 512
O'BYRNE, Michelle	19	29	12	185	5 187	250	1 059	84	26	841	119	200	47	7 813
POWELL, Owen	1	1	8	17	499	10	80	16	4	55	8	29	5	706
<b>Australian Labor Party</b>	<b>30</b>	<b>49</b>	<b>36</b>	<b>409</b>	<b>11 971</b>	<b>411</b>	<b>2 381</b>	<b>182</b>	<b>59</b>	<b>1 699</b>	<b>271</b>	<b>458</b>	<b>92</b>	<b>17 524</b>
WOODBURY, Sue	0	4	3	26	840	13	158	12	7	124	19	57	12	1 242
<b>Animal Justice Party</b>	<b>0</b>	<b>4</b>	<b>3</b>	<b>26</b>	<b>840</b>	<b>13</b>	<b>158</b>	<b>12</b>	<b>7</b>	<b>124</b>	<b>19</b>	<b>57</b>	<b>12</b>	<b>1 242</b>
DAVENPORT, Jack	9	20	5	32	2 145	30	462	19	11	167	13	97	8	2 952
HALL, Tom	2	4	3	12	603	6	132	7	7	66	12	50	3	886
HOUGHTON, Mitchell	1	7	3	10	390	12	90	5	2	24	5	31	2	561
LAYTON-BENNETT, Anne	2	7	4	10	748	14	172	8	6	69	13	56	5	1 091
ROSOL, Cecily	0	4	2	2	463	8	125	7	4	47	10	24	3	691
<b>Tasmanian Greens</b>	<b>14</b>	<b>42</b>	<b>17</b>	<b>66</b>	<b>4 349</b>	<b>70</b>	<b>981</b>	<b>46</b>	<b>30</b>	<b>373</b>	<b>53</b>	<b>258</b>	<b>21</b>	<b>6 181</b>
HARVEY, Andrew	4	11	5	35	1 167	47	159	30	11	135	8	81	11	1 649
<b>Shooters, Fishers, Farmers TAS</b>	<b>4</b>	<b>11</b>	<b>5</b>	<b>35</b>	<b>1 167</b>	<b>47</b>	<b>159</b>	<b>30</b>	<b>11</b>	<b>135</b>	<b>8</b>	<b>81</b>	<b>11</b>	<b>1 649</b>
RAMAGE, Roy	0	1	2	4	262	6	47	5	1	41	1	12	2	377
<b>Ungrouped</b>	<b>0</b>	<b>1</b>	<b>2</b>	<b>4</b>	<b>262</b>	<b>6</b>	<b>47</b>	<b>5</b>	<b>1</b>	<b>41</b>	<b>1</b>	<b>12</b>	<b>2</b>	<b>377</b>
<b>Total formal votes</b>	<b>148</b>	<b>344</b>	<b>191</b>	<b>1 469</b>	<b>44 871</b>	<b>1 297</b>	<b>10 148</b>	<b>1 174</b>	<b>281</b>	<b>6 283</b>	<b>1 054</b>	<b>1 943</b>	<b>301</b>	<b>67 352</b>
Informal ballot papers	3	23	9	82	2 702	59	379	51	17	131	83	109	13	3 544
<b>Total ballot papers</b>	<b>151</b>	<b>367</b>	<b>200</b>	<b>1 551</b>	<b>47 573</b>	<b>1 356</b>	<b>10 527</b>	<b>1 225</b>	<b>298</b>	<b>6 414</b>	<b>1 137</b>	<b>2 052</b>	<b>314</b>	<b>70 896</b>

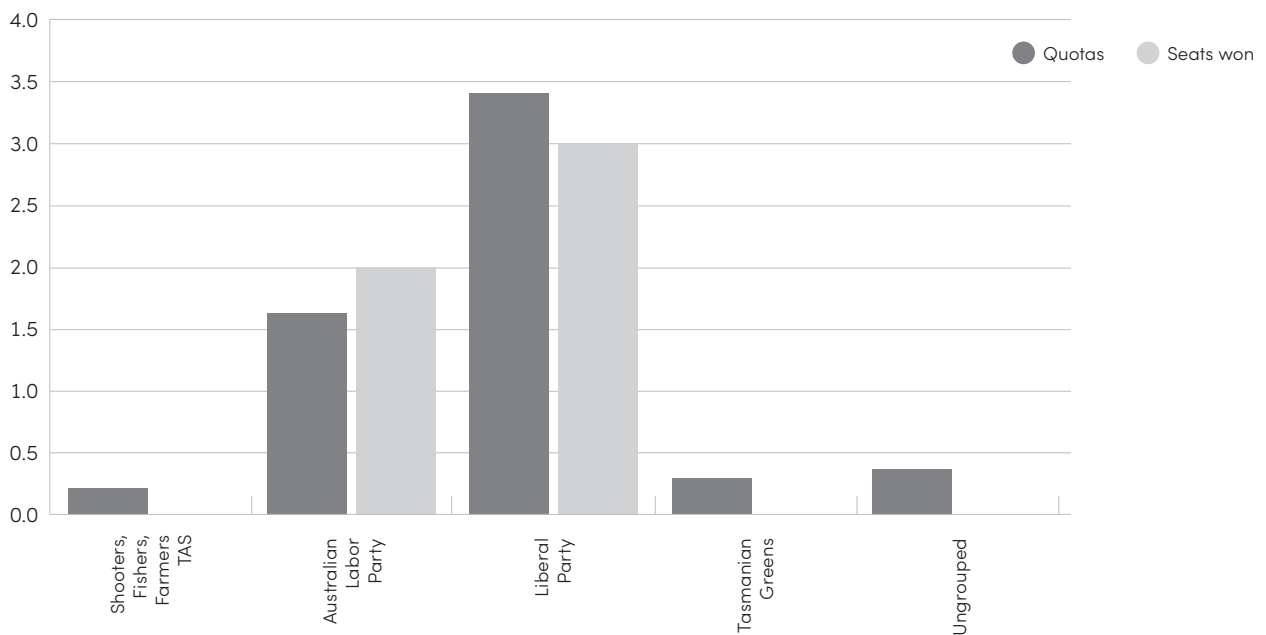


## Division of BRADDON

### Candidate first preference totals



### Number of quotas attained compared with seats won



## BRADDON first preference votes

Page 1 of 5

Candidates	Acton	Boat Harbour	Burnie	Calder	Coose	Currie	Devonport Central	Devonport North West	Devonport South	Devonport West	Don	East Devonport	Edith Creek	Elliott	Forest
JONES, Brenton	44	6	19	0	18	20	19	47	30	47	28	47	6	6	7
SWANSON, Kim	36	5	19	0	8	24	12	27	20	15	8	38	5	4	8
<b>Shooters, Fishers, Farmers TAS</b>	<b>80</b>	<b>11</b>	<b>38</b>	<b>0</b>	<b>26</b>	<b>44</b>	<b>31</b>	<b>74</b>	<b>50</b>	<b>62</b>	<b>36</b>	<b>85</b>	<b>11</b>	<b>10</b>	<b>15</b>
BROAD, Shane	123	12	57	7	46	55	137	254	117	120	135	242	6	22	10
DIPROSE, Amanda	41	2	21	2	13	7	29	35	31	19	20	32	0	6	2
DOW, Anita	278	44	156	15	106	27	71	92	57	48	41	119	8	36	12
KEAY, Justine	85	17	50	10	27	41	107	170	92	96	88	184	8	14	11
RIPPON, Michelle	16	5	9	3	9	12	53	104	75	55	59	66	3	3	7
<b>Australian Labor Party</b>	<b>543</b>	<b>80</b>	<b>293</b>	<b>37</b>	<b>201</b>	<b>142</b>	<b>397</b>	<b>655</b>	<b>372</b>	<b>338</b>	<b>343</b>	<b>643</b>	<b>25</b>	<b>81</b>	<b>42</b>
BROOKS, Adam	108	23	60	8	37	47	136	222	114	117	129	183	18	18	35
ELLIS, Felix	76	77	81	7	79	85	120	151	79	72	102	144	12	33	29
HENDRIKS, Lara	50	12	24	5	13	23	61	93	24	35	41	34	5	6	7
JAENSCH, Roger	87	81	115	16	121	41	43	68	30	37	37	49	8	49	31
ROCKLIFF, Jeremy	196	75	190	34	159	205	459	657	317	327	451	516	52	82	132
SHEEHAN, Stacey	32	13	26	5	15	14	37	68	43	32	36	53	5	7	11
<b>Liberal Party</b>	<b>549</b>	<b>281</b>	<b>496</b>	<b>75</b>	<b>424</b>	<b>415</b>	<b>856</b>	<b>1 259</b>	<b>607</b>	<b>620</b>	<b>796</b>	<b>979</b>	<b>100</b>	<b>195</b>	<b>245</b>
BRIGGS, Darren	20	28	42	6	12	11	33	63	20	10	48	33	2	9	3
CORBETT, Maureen	7	1	3	0	3	2	12	13	7	5	4	9	0	0	0
MILNE, Tammy	10	2	15	5	9	8	24	21	16	12	11	9	1	6	2
MURRAY, Emily	10	3	9	0	6	5	13	27	5	6	11	12	1	4	1
PARSONS, Phill	6	2	6	0	4	6	14	10	6	1	9	12	1	2	1
<b>Tasmanian Greens</b>	<b>53</b>	<b>36</b>	<b>75</b>	<b>11</b>	<b>34</b>	<b>32</b>	<b>96</b>	<b>134</b>	<b>54</b>	<b>34</b>	<b>83</b>	<b>75</b>	<b>5</b>	<b>21</b>	<b>7</b>
GARLAND, Craig	81	128	111	62	90	21	40	59	27	15	40	53	23	61	36
HAMER, Liz	10	0	4	2	1	0	4	8	5	3	6	7	2	4	0
MORGAN, Matthew	5	1	2	0	2	15	3	13	6	5	2	5	4	1	8
<b>Ungrouped</b>	<b>96</b>	<b>129</b>	<b>117</b>	<b>64</b>	<b>93</b>	<b>36</b>	<b>47</b>	<b>80</b>	<b>38</b>	<b>23</b>	<b>48</b>	<b>65</b>	<b>29</b>	<b>66</b>	<b>44</b>
<b>Total formal votes</b>	<b>1 321</b>	<b>537</b>	<b>1 019</b>	<b>187</b>	<b>778</b>	<b>669</b>	<b>1 427</b>	<b>2 202</b>	<b>1 121</b>	<b>1 077</b>	<b>1 306</b>	<b>1 847</b>	<b>170</b>	<b>373</b>	<b>353</b>
Informal ballot papers	140	28	67	13	40	59	91	135	66	98	73	169	22	17	19
<b>Total ballot papers</b>	<b>1 461</b>	<b>565</b>	<b>1 086</b>	<b>200</b>	<b>818</b>	<b>728</b>	<b>1 518</b>	<b>2 337</b>	<b>1 187</b>	<b>1 175</b>	<b>1 379</b>	<b>2 016</b>	<b>192</b>	<b>390</b>	<b>372</b>

## BRADDON first preference votes, cont'd

Page 2 of 5

Candidates	Forth	Gawler	Grassy	Havenview	Heybridge	Highclere	Irishtown	Lattrobe	Marrawah	Melrose	Montello	Moorleah	Moriarty	Natone	North Molton
JONES, Brenton	14	12	2	13	7	6	8	72	5	14	27	3	8	4	16
SWANSON, Kim	5	7	0	10	5	5	3	42	0	5	15	2	1	7	10
<b>Shooters, Fishers, Farmers TAS</b>	<b>19</b>	<b>19</b>	<b>2</b>	<b>23</b>	<b>12</b>	<b>11</b>	<b>11</b>	<b>114</b>	<b>5</b>	<b>19</b>	<b>42</b>	<b>5</b>	<b>9</b>	<b>11</b>	<b>26</b>
BROAD, Shane	52	71	8	24	17	7	11	218	10	20	69	6	15	5	34
DIPROSE, Amanda	10	14	3	5	5	1	2	48	0	3	15	3	4	11	4
DOW, Anita	17	24	4	67	24	22	5	106	5	8	178	12	11	12	16
KEAY, Justine	14	21	7	25	13	7	6	192	3	8	56	3	21	9	13
RIPPON, Michelle	8	10	3	6	1	1	1	69	0	6	16	2	3	3	6
<b>Australian Labor Party</b>	<b>101</b>	<b>140</b>	<b>25</b>	<b>127</b>	<b>60</b>	<b>38</b>	<b>25</b>	<b>633</b>	<b>18</b>	<b>45</b>	<b>334</b>	<b>26</b>	<b>54</b>	<b>40</b>	<b>73</b>
BROOKS, Adam	35	51	6	26	34	10	19	220	17	17	51	10	22	21	25
ELLIS, Felix	82	76	16	45	44	27	31	140	34	21	73	12	39	15	39
HENDRIKS, Lara	23	11	6	7	6	7	10	70	2	6	18	5	7	3	11
JAENSCH, Roger	28	28	7	38	15	15	18	67	8	10	74	32	9	8	20
ROCKLIFF, Jeremy	203	179	29	61	59	39	79	827	42	109	135	33	116	35	100
SHEEHAN, Stacey	14	8	1	16	4	4	8	84	3	8	14	3	8	3	4
<b>Liberal Party</b>	<b>385</b>	<b>353</b>	<b>65</b>	<b>193</b>	<b>162</b>	<b>102</b>	<b>165</b>	<b>1408</b>	<b>106</b>	<b>171</b>	<b>365</b>	<b>95</b>	<b>201</b>	<b>85</b>	<b>199</b>
BRIGGS, Darren	32	14	2	12	7	0	1	37	5	7	22	8	13	11	8
CORBETT, Maureen	4	2	0	3	1	0	1	12	0	1	7	3	1	0	1
MILNE, Tammy	3	7	1	4	3	0	1	26	0	5	2	0	2	3	2
MURRAY, Emily	6	4	1	6	1	1	1	20	1	1	11	3	5	2	4
PARSONS, Phill	9	5	2	2	0	2	1	10	0	3	3	0	1	0	3
<b>Tasmanian Greens</b>	<b>54</b>	<b>32</b>	<b>6</b>	<b>27</b>	<b>12</b>	<b>3</b>	<b>5</b>	<b>105</b>	<b>6</b>	<b>17</b>	<b>45</b>	<b>14</b>	<b>22</b>	<b>16</b>	<b>18</b>
GARLAND, Craig	42	29	2	37	18	4	16	58	30	8	64	51	14	11	11
HAMER, Liz	0	3	1	1	2	4	0	7	0	1	0	0	0	1	0
MORGAN, Matthew	1	4	1	1	2	1	2	6	2	1	8	2	1	0	2
<b>Ungrouped</b>	<b>43</b>	<b>36</b>	<b>4</b>	<b>39</b>	<b>22</b>	<b>9</b>	<b>18</b>	<b>71</b>	<b>32</b>	<b>10</b>	<b>72</b>	<b>53</b>	<b>15</b>	<b>12</b>	<b>13</b>
<b>Total formal votes</b>	<b>602</b>	<b>580</b>	<b>102</b>	<b>409</b>	<b>268</b>	<b>163</b>	<b>224</b>	<b>2 331</b>	<b>167</b>	<b>262</b>	<b>858</b>	<b>193</b>	<b>301</b>	<b>164</b>	<b>329</b>
Informal ballot papers	23	25	11	35	25	8	11	148	6	12	56	8	15	20	25
<b>Total ballot papers</b>	<b>625</b>	<b>605</b>	<b>113</b>	<b>444</b>	<b>293</b>	<b>171</b>	<b>235</b>	<b>2 479</b>	<b>173</b>	<b>274</b>	<b>914</b>	<b>201</b>	<b>316</b>	<b>184</b>	<b>354</b>

## BRADDON first preference votes, cont'd

Page 3 of 5

Candidates	Penguin	Port Sorell	Preston	Queenstown	Riana	Ridgley	Rocky Cape	Romaine	Rosebery	Sassafras	Shorewell Park	Sisters Beach	Sisters Creek	Smithton	Somerset
JONES, Brenton	43	48	7	24	9	19	1	39	14	10	7	0	3	33	33
SWANSON, Kim	21	31	8	16	4	8	2	22	13	3	11	2	2	13	22
<b>Shooters, Fishers, Farmers TAS</b>	<b>64</b>	<b>79</b>	<b>15</b>	<b>40</b>	<b>13</b>	<b>27</b>	<b>3</b>	<b>61</b>	<b>27</b>	<b>13</b>	<b>18</b>	<b>2</b>	<b>5</b>	<b>46</b>	<b>55</b>
BROAD, Shane	177	185	12	33	7	45	10	79	29	10	48	7	0	70	98
DIPROSE, Amanda	48	32	3	18	5	8	1	25	9	1	9	3	0	16	26
DOW, Anita	141	93	8	44	18	90	24	265	22	6	163	16	4	80	176
KEAY, Justine	99	158	4	42	4	16	11	65	25	6	32	13	4	61	63
RIPPON, Michelle	25	61	2	16	6	11	3	11	7	2	9	1	0	19	23
<b>Australian Labor Party</b>	<b>490</b>	<b>529</b>	<b>29</b>	<b>153</b>	<b>40</b>	<b>170</b>	<b>49</b>	<b>445</b>	<b>92</b>	<b>25</b>	<b>261</b>	<b>40</b>	<b>8</b>	<b>246</b>	<b>386</b>
BROOKS, Adam	142	196	15	57	20	70	23	93	42	15	59	8	9	110	122
ELLIS, Felix	225	216	25	77	18	67	45	115	38	42	65	6	10	147	140
HENDRIKS, Lara	47	81	2	17	2	12	8	33	13	4	14	2	3	28	24
JAENSCH, Roger	114	84	4	34	9	67	19	123	21	12	85	15	17	93	194
ROCKLIFF, Jeremy	526	846	41	80	65	105	60	247	40	128	190	21	23	312	262
SHEEHAN, Stacey	36	61	1	16	4	4	7	18	9	4	18	7	1	35	29
<b>Liberal Party</b>	<b>1 090</b>	<b>1 484</b>	<b>88</b>	<b>281</b>	<b>118</b>	<b>325</b>	<b>162</b>	<b>629</b>	<b>163</b>	<b>205</b>	<b>431</b>	<b>59</b>	<b>63</b>	<b>725</b>	<b>771</b>
BRIGGS, Darren	103	81	12	7	3	3	6	20	6	3	20	7	7	10	28
CORBETT, Maureen	14	15	2	5	2	3	2	8	1	1	5	0	1	4	4
MILNE, Tammy	13	24	1	8	2	2	4	10	2	0	11	0	1	6	10
MURRAY, Emily	14	21	0	8	2	3	2	10	4	2	5	3	3	7	11
PARSONS, Phill	12	17	3	7	0	1	2	6	2	0	6	0	0	4	5
<b>Tasmanian Greens</b>	<b>156</b>	<b>158</b>	<b>18</b>	<b>35</b>	<b>9</b>	<b>12</b>	<b>16</b>	<b>54</b>	<b>15</b>	<b>6</b>	<b>47</b>	<b>10</b>	<b>12</b>	<b>31</b>	<b>58</b>
GARLAND, Craig	133	64	7	20	15	49	72	67	12	6	59	92	25	144	145
HAMER, Liz	12	14	3	9	2	5	1	10	4	0	2	0	1	3	4
MORGAN, Matthew	3	4	1	4	0	2	3	4	1	0	2	0	0	24	1
<b>Ungrouped</b>	<b>148</b>	<b>82</b>	<b>11</b>	<b>33</b>	<b>17</b>	<b>56</b>	<b>76</b>	<b>81</b>	<b>17</b>	<b>6</b>	<b>63</b>	<b>92</b>	<b>26</b>	<b>171</b>	<b>150</b>
<b>Total formal votes</b>	<b>1 948</b>	<b>2 332</b>	<b>161</b>	<b>542</b>	<b>197</b>	<b>590</b>	<b>306</b>	<b>1 270</b>	<b>314</b>	<b>255</b>	<b>820</b>	<b>203</b>	<b>114</b>	<b>1 219</b>	<b>1 420</b>
Informal ballot papers	87	109	7	46	11	32	24	72	29	5	42	6	6	100	105
<b>Total ballot papers</b>	<b>2 035</b>	<b>2 441</b>	<b>168</b>	<b>588</b>	<b>208</b>	<b>622</b>	<b>330</b>	<b>1 342</b>	<b>343</b>	<b>260</b>	<b>862</b>	<b>209</b>	<b>120</b>	<b>1 319</b>	<b>1 525</b>

## BRADDON first preference votes, cont'd

Page 4 of 5

Candidates	South Riana	Sprent	Spreyton	Stanley	Stowport	Strahan	Sulphur Creek	Tullah	Turners Beach	Ulverstone Central	Ulverstone East	Ulverstone South	Waratah	Wesley Vale	West Ulverstone
JONES, Brenton	7	10	47	3	9	6	9	3	15	22	19	52	5	10	38
SWANSON, Kim	7	5	30	2	3	4	8	1	5	10	7	23	3	4	20
<b>Shooters, Fishers, Farmers TAS</b>	<b>14</b>	<b>15</b>	<b>77</b>	<b>5</b>	<b>12</b>	<b>10</b>	<b>17</b>	<b>4</b>	<b>20</b>	<b>32</b>	<b>26</b>	<b>75</b>	<b>8</b>	<b>14</b>	<b>58</b>
BROAD, Shane	2	19	103	18	9	20	65	7	133	175	105	296	16	16	214
DIPROSE, Amanda	3	5	27	4	3	4	12	3	17	37	24	62	2	2	49
DOW, Anita	21	7	46	26	35	22	63	10	41	63	30	101	19	9	71
KEAY, Justine	14	16	93	8	18	18	24	12	34	66	43	96	9	14	75
RIPPON, Michelle	1	2	34	3	3	1	6	0	19	23	10	36	6	13	28
<b>Australian Labor Party</b>	<b>41</b>	<b>49</b>	<b>303</b>	<b>59</b>	<b>68</b>	<b>65</b>	<b>170</b>	<b>32</b>	<b>244</b>	<b>364</b>	<b>212</b>	<b>591</b>	<b>52</b>	<b>54</b>	<b>437</b>
BROOKS, Adam	21	26	161	23	23	37	58	12	83	106	73	202	17	34	149
ELLIS, Felix	17	35	104	28	29	65	77	17	127	141	113	245	13	25	154
HENDRIKS, Lara	5	4	46	6	3	10	14	4	27	45	22	66	3	4	37
JAENSCH, Roger	11	8	40	30	20	42	46	4	57	62	35	103	11	15	77
ROCKLIFF, Jeremy	42	89	470	129	60	54	173	20	295	362	244	540	21	111	411
SHEEHAN, Stacey	4	6	50	16	5	9	11	4	26	38	20	45	1	3	32
<b>Liberal Party</b>	<b>100</b>	<b>168</b>	<b>871</b>	<b>232</b>	<b>140</b>	<b>217</b>	<b>379</b>	<b>61</b>	<b>615</b>	<b>754</b>	<b>507</b>	<b>1201</b>	<b>66</b>	<b>192</b>	<b>860</b>
BRIGGS, Darren	11	7	32	13	7	10	22	6	46	38	21	45	6	9	41
CORBETT, Maureen	0	1	4	4	2	1	2	0	3	11	3	9	4	3	6
MILNE, Tammy	4	2	11	2	3	3	1	0	11	9	3	17	3	3	11
MURRAY, Emily	0	3	6	1	2	2	3	0	11	8	2	26	1	3	8
PARSONS, Phill	0	2	9	2	2	0	6	0	4	10	4	10	3	1	7
<b>Tasmanian Greens</b>	<b>15</b>	<b>15</b>	<b>62</b>	<b>22</b>	<b>16</b>	<b>16</b>	<b>34</b>	<b>6</b>	<b>75</b>	<b>76</b>	<b>33</b>	<b>107</b>	<b>17</b>	<b>19</b>	<b>73</b>
GARLAND, Craig	6	23	51	64	15	8	65	4	40	27	23	68	14	7	40
HAMER, Liz	2	1	5	3	1	24	1	2	1	6	1	7	0	3	5
MORGAN, Matthew	0	1	2	18	1	0	2	0	2	3	1	3	0	0	3
<b>Ungrouped</b>	<b>8</b>	<b>25</b>	<b>58</b>	<b>85</b>	<b>17</b>	<b>32</b>	<b>68</b>	<b>6</b>	<b>43</b>	<b>36</b>	<b>25</b>	<b>78</b>	<b>14</b>	<b>10</b>	<b>48</b>
<b>Total formal votes</b>	<b>178</b>	<b>272</b>	<b>1371</b>	<b>403</b>	<b>253</b>	<b>340</b>	<b>668</b>	<b>109</b>	<b>997</b>	<b>1262</b>	<b>803</b>	<b>2052</b>	<b>157</b>	<b>289</b>	<b>1476</b>
Informal ballot papers	13	20	77	14	11	24	27	8	52	75	41	119	4	6	117
<b>Total ballot papers</b>	<b>191</b>	<b>292</b>	<b>1448</b>	<b>417</b>	<b>264</b>	<b>364</b>	<b>695</b>	<b>117</b>	<b>1049</b>	<b>1337</b>	<b>844</b>	<b>2171</b>	<b>161</b>	<b>295</b>	<b>1593</b>

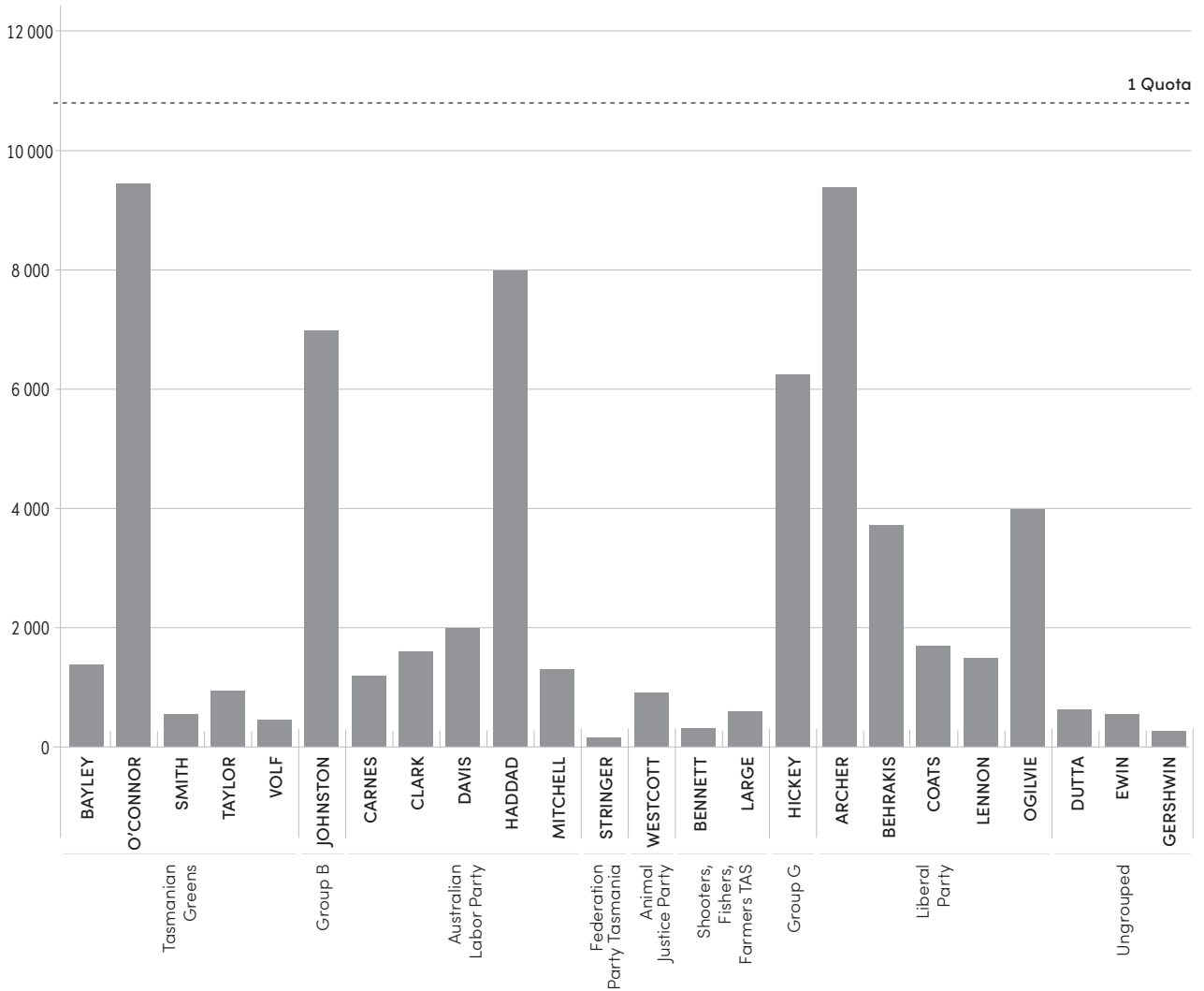
## BRADDON first preference votes, cont'd

Page 5 of 5

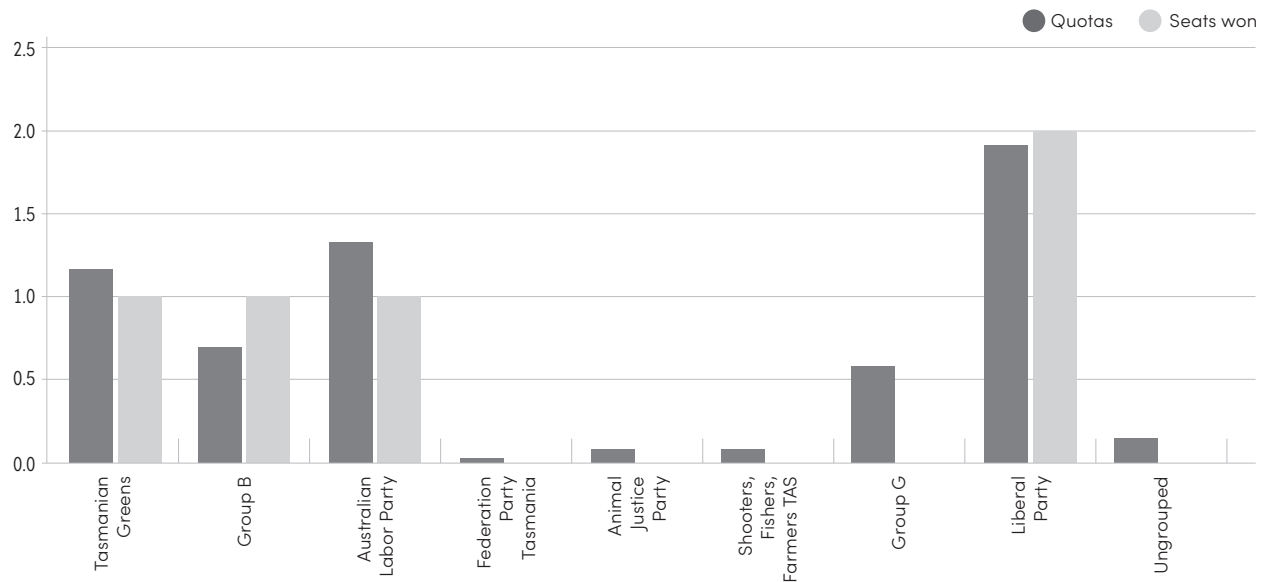
Candidates						Total Ordinary Votes	Special votes										Total
	Wivenhoe	Wynyard Central	Wynyard West	Yolla	Zeehan		Burnie Pre- Poll	Devonport Pre-Poll	Queenstown Pre-Poll	Smithton Pre-Poll	Out of Division Pre-Poll	Postal	Mobile	Out of Division	Provisional		
JONES, Brenton	16	32	20	13	26	1 207	132	135	12	22	5	62	9	56	8	1 648	
SWANSON, Kim	9	17	13	8	12	715	85	70	4	17	4	48	11	27	9	990	
<b>Shooters, Fishers, Farmers TAS</b>	<b>25</b>	<b>49</b>	<b>33</b>	<b>21</b>	<b>38</b>	<b>1 922</b>	<b>217</b>	<b>205</b>	<b>16</b>	<b>39</b>	<b>9</b>	<b>110</b>	<b>20</b>	<b>83</b>	<b>17</b>	<b>2 638</b>	
BROAD, Shane	29	83	58	19	21	4 128	450	771	36	58	15	363	97	95	21	6 034	
DIPROSE, Amanda	4	29	12	4	5	900	101	128	19	13	7	60	28	34	10	1 300	
DOW, Anita	55	187	112	27	24	3 740	959	313	39	79	16	277	88	99	30	5 640	
KEAY, Justine	21	103	70	22	49	2 806	297	466	42	55	9	307	49	88	13	4 132	
RIPPON, Michelle	5	26	16	5	7	1 054	68	187	6	11	3	63	26	32	4	1 454	
<b>Australian Labor Party</b>	<b>114</b>	<b>428</b>	<b>268</b>	<b>77</b>	<b>106</b>	<b>12 628</b>	<b>1 875</b>	<b>1 865</b>	<b>142</b>	<b>216</b>	<b>50</b>	<b>1 070</b>	<b>288</b>	<b>348</b>	<b>78</b>	<b>18 560</b>	
BROOKS, Adam	53	103	65	23	29	4 098	495	749	51	200	24	330	99	132	24	6 202	
ELLIS, Felix	38	122	92	23	43	4 585	530	456	61	110	21	280	52	107	27	6 229	
HENDRIKS, Lara	8	43	18	10	11	1 301	133	200	13	28	11	104	24	34	8	1 856	
JAENSCH, Roger	42	376	202	25	20	3 307	756	260	36	84	12	240	67	60	11	4 833	
ROCKLIFF, Jeremy	110	342	172	73	53	12 615	1 492	2 571	93	426	74	1 212	323	339	41	19 186	
SHEEHAN, Stacey	8	28	15	4	10	1 164	98	218	15	30	7	91	41	37	7	1 708	
<b>Liberal Party</b>	<b>259</b>	<b>1 014</b>	<b>564</b>	<b>158</b>	<b>166</b>	<b>27 070</b>	<b>3 504</b>	<b>4 454</b>	<b>269</b>	<b>878</b>	<b>149</b>	<b>2 257</b>	<b>606</b>	<b>709</b>	<b>118</b>	<b>40 014</b>	
BRIGGS, Darren	10	40	26	13	3	1 241	149	234	10	17	19	91	12	70	10	1 853	
CORBETT, Maureen	2	11	7	4	7	253	33	39	1	3	2	19	3	18	1	372	
MILNE, Tammy	1	7	5	2	3	405	50	78	11	2	8	55	5	49	7	670	
MURRAY, Emily	5	12	12	1	1	382	39	63	5	3	11	32	6	40	3	584	
PARSONS, Phill	1	4	2	3	3	259	28	56	1	1	3	25	5	22	3	403	
<b>Tasmanian Greens</b>	<b>19</b>	<b>74</b>	<b>52</b>	<b>23</b>	<b>17</b>	<b>2 540</b>	<b>299</b>	<b>470</b>	<b>28</b>	<b>26</b>	<b>43</b>	<b>222</b>	<b>31</b>	<b>199</b>	<b>24</b>	<b>3 882</b>	
GARLAND, Craig	34	338	207	60	13	3 259	444	167	4	105	14	132	21	73	17	4 236	
HAMER, Liz	1	6	3	1	12	231	24	24	11	4	3	30	1	9	0	337	
MORGAN, Matthew	1	11	3	2	4	212	18	13	1	20	2	24	2	2	0	294	
<b>Ungrouped</b>	<b>36</b>	<b>355</b>	<b>213</b>	<b>63</b>	<b>29</b>	<b>3 702</b>	<b>486</b>	<b>204</b>	<b>16</b>	<b>129</b>	<b>19</b>	<b>186</b>	<b>24</b>	<b>84</b>	<b>17</b>	<b>4 867</b>	
<b>Total formal votes</b>	<b>453</b>	<b>1 920</b>	<b>1 130</b>	<b>342</b>	<b>356</b>	<b>47 862</b>	<b>6 381</b>	<b>7 198</b>	<b>471</b>	<b>1 288</b>	<b>270</b>	<b>3 845</b>	<b>969</b>	<b>1 423</b>	<b>254</b>	<b>69 961</b>	
Informal ballot papers	37	101	69	28	26	3 015	255	322	23	49	22	106	64	93	14	3 963	
<b>Total ballot papers</b>	<b>490</b>	<b>2 021</b>	<b>1 199</b>	<b>370</b>	<b>382</b>	<b>50 877</b>	<b>6 636</b>	<b>7 520</b>	<b>494</b>	<b>1 337</b>	<b>292</b>	<b>3 951</b>	<b>1 033</b>	<b>1 516</b>	<b>268</b>	<b>73 924</b>	

## Division of CLARK

### Candidate first preference totals



### Number of quotas attained compared with seats won



## CLARK first preference votes

Page 1 of 3

Candidates	Austins Ferry	Battery Point	Battery Point West	Cascades	Chigwell	Claremont	Collinsvale	Dynnyrne	Fern Tree	Glenorchy	Glenorchy Central	Goodwood	Hobart City	Lenah Valley	Lower Sandy Bay	Lutana
BAYLEY, Vica	12	27	14	53	9	17	9	37	33	19	12	5	25	30	35	9
O'CONNOR, Cassy	64	170	106	341	57	75	48	239	199	141	77	30	170	454	192	120
SMITH, Tim	6	3	7	11	7	10	4	11	3	31	14	1	16	17	9	14
TAYLOR, Bec	4	14	5	19	14	10	6	20	12	26	8	5	21	56	17	21
VOLF, Nathan	10	2	4	15	9	10	2	10	4	13	12	5	20	19	9	5
<b>Tasmanian Greens</b>	<b>96</b>	<b>216</b>	<b>136</b>	<b>439</b>	<b>96</b>	<b>122</b>	<b>69</b>	<b>317</b>	<b>251</b>	<b>230</b>	<b>123</b>	<b>46</b>	<b>252</b>	<b>576</b>	<b>262</b>	<b>169</b>
JOHNSTON, Kristie	194	65	34	97	150	215	56	121	52	339	110	34	46	301	119	115
<b>Group B</b>	<b>194</b>	<b>65</b>	<b>34</b>	<b>97</b>	<b>150</b>	<b>215</b>	<b>56</b>	<b>121</b>	<b>52</b>	<b>339</b>	<b>110</b>	<b>34</b>	<b>46</b>	<b>301</b>	<b>119</b>	<b>115</b>
CARNES, Deb	29	6	3	17	24	59	9	12	3	90	17	14	11	26	13	15
CLARK, Chris	44	7	5	18	38	76	8	18	4	92	42	14	15	45	22	22
DAVIS, Simon	53	5	9	13	66	121	7	24	5	154	55	40	14	65	24	38
HADDAD, Ella	164	91	46	100	158	238	50	109	46	384	135	81	94	448	107	140
MITCHELL, Sam	48	4	7	10	39	61	11	14	9	76	21	18	22	40	11	25
<b>Australian Labor Party</b>	<b>338</b>	<b>113</b>	<b>70</b>	<b>158</b>	<b>325</b>	<b>555</b>	<b>85</b>	<b>177</b>	<b>67</b>	<b>796</b>	<b>270</b>	<b>167</b>	<b>156</b>	<b>624</b>	<b>177</b>	<b>240</b>
STRINGER, Justin	4	1	3	2	2	5	0	2	0	5	4	2	1	9	1	4
<b>Federation Party Tasmania</b>	<b>4</b>	<b>1</b>	<b>3</b>	<b>2</b>	<b>2</b>	<b>5</b>	<b>0</b>	<b>2</b>	<b>0</b>	<b>5</b>	<b>4</b>	<b>2</b>	<b>1</b>	<b>9</b>	<b>1</b>	<b>4</b>
WESTCOTT, Tim	35	9	5	12	17	53	11	6	7	33	21	3	15	37	9	18
<b>Animal Justice Party</b>	<b>35</b>	<b>9</b>	<b>5</b>	<b>12</b>	<b>17</b>	<b>53</b>	<b>11</b>	<b>6</b>	<b>7</b>	<b>33</b>	<b>21</b>	<b>3</b>	<b>15</b>	<b>37</b>	<b>9</b>	<b>18</b>
BENNETT, Lorraine	11	2	3	3	16	15	5	3	1	17	4	4	2	8	3	10
LARGE, Andrew	23	2	3	3	15	41	9	5	8	31	8	5	5	15	2	8
<b>Shooters, Fishers, Farmers TAS</b>	<b>34</b>	<b>4</b>	<b>6</b>	<b>6</b>	<b>31</b>	<b>56</b>	<b>14</b>	<b>8</b>	<b>9</b>	<b>48</b>	<b>12</b>	<b>9</b>	<b>7</b>	<b>23</b>	<b>5</b>	<b>18</b>
HICKEY, Sue	105	82	68	81	88	130	29	94	54	210	83	38	56	224	161	78
<b>Group G</b>	<b>105</b>	<b>82</b>	<b>68</b>	<b>81</b>	<b>88</b>	<b>130</b>	<b>29</b>	<b>94</b>	<b>54</b>	<b>210</b>	<b>83</b>	<b>38</b>	<b>56</b>	<b>224</b>	<b>161</b>	<b>78</b>
ARCHER, Elise	280	103	76	70	153	290	50	159	21	364	110	66	70	340	311	107
BEHRAKIS, Simon	111	56	43	41	57	97	14	73	14	116	38	18	40	130	205	42
COATS, Will	67	13	7	14	36	61	15	23	12	61	27	16	15	65	46	25
LENNON, Harvey	44	23	15	14	24	36	8	21	7	49	12	7	17	48	65	18
OGILVIE, Madeleine	99	47	20	34	71	103	22	74	21	144	55	22	29	118	152	50
<b>Liberal Party</b>	<b>601</b>	<b>242</b>	<b>161</b>	<b>173</b>	<b>341</b>	<b>587</b>	<b>109</b>	<b>350</b>	<b>75</b>	<b>734</b>	<b>242</b>	<b>129</b>	<b>171</b>	<b>701</b>	<b>779</b>	<b>242</b>
DUTTA, Mike	5	7	9	48	2	3	3	29	23	8	5	2	12	21	10	6
EWIN, Jax	4	10	11	24	4	4	1	15	4	20	11	6	31	25	5	2
GERSHWIN, Lisa	2	5	1	13	2	7	1	4	21	8	1	3	3	13	3	6
<b>Ungrouped</b>	<b>11</b>	<b>22</b>	<b>21</b>	<b>85</b>	<b>8</b>	<b>14</b>	<b>5</b>	<b>48</b>	<b>48</b>	<b>36</b>	<b>17</b>	<b>11</b>	<b>46</b>	<b>59</b>	<b>18</b>	<b>14</b>
<b>Total formal votes</b>	<b>1 418</b>	<b>754</b>	<b>504</b>	<b>1 053</b>	<b>1 058</b>	<b>1 737</b>	<b>378</b>	<b>1 123</b>	<b>563</b>	<b>2 431</b>	<b>882</b>	<b>439</b>	<b>750</b>	<b>2 554</b>	<b>1 531</b>	<b>898</b>
Informal ballot papers	109	8	5	23	102	184	19	37	12	217	108	34	32	102	54	55
<b>Total ballot papers</b>	<b>1 527</b>	<b>762</b>	<b>509</b>	<b>1 076</b>	<b>1 160</b>	<b>1 921</b>	<b>397</b>	<b>1 160</b>	<b>575</b>	<b>2 648</b>	<b>990</b>	<b>473</b>	<b>782</b>	<b>2 656</b>	<b>1 585</b>	<b>953</b>

## CLARK first preference votes, cont'd

Page 2 of 3

Candidates	Merton	Moonah	Moonah East	Moonah North	Mount Nelson	Mount Stuart	New Town	New Town West	North Hobart Central	Roseneath	Roseita	Sandy Bay	Sandy Bay Beach	South Hobart	Taroona	Waimea Heights
BAYLEY, Vica	10	15	13	32	37	12	20	30	32	4	2	21	22	61	128	21
O'CONNOR, Cassy	107	108	140	167	293	236	242	310	307	46	25	166	60	350	423	112
SMITH, Tim	12	11	9	15	14	9	13	8	13	4	1	8	0	16	10	7
TAYLOR, Bec	23	20	15	22	18	21	20	19	33	7	5	19	2	21	25	6
VOLF, Nathan	9	5	9	14	5	10	5	10	14	2	3	3	1	6	11	13
<b>Tasmanian Greens</b>	<b>161</b>	<b>159</b>	<b>186</b>	<b>250</b>	<b>367</b>	<b>288</b>	<b>300</b>	<b>377</b>	<b>399</b>	<b>63</b>	<b>36</b>	<b>217</b>	<b>85</b>	<b>454</b>	<b>597</b>	<b>159</b>
JOHNSTON, Kristie	233	142	139	205	132	115	100	209	109	109	63	59	45	117	143	62
<b>Group B</b>	<b>233</b>	<b>142</b>	<b>139</b>	<b>205</b>	<b>132</b>	<b>115</b>	<b>100</b>	<b>209</b>	<b>109</b>	<b>109</b>	<b>63</b>	<b>59</b>	<b>45</b>	<b>117</b>	<b>143</b>	<b>62</b>
CARNES, Deb	43	16	35	27	19	6	11	28	30	23	5	11	3	17	20	7
CLARK, Chris	56	28	46	59	27	14	11	35	20	35	4	14	5	19	18	6
DAVIS, Simon	85	31	43	66	16	22	10	20	22	51	13	15	7	19	13	19
HADDAD, Ella	275	139	181	215	137	191	116	269	188	130	38	97	36	113	148	52
MITCHELL, Sam	49	23	36	41	15	18	13	24	17	23	12	15	4	15	18	2
<b>Australian Labor Party</b>	<b>508</b>	<b>237</b>	<b>341</b>	<b>408</b>	<b>214</b>	<b>251</b>	<b>161</b>	<b>376</b>	<b>277</b>	<b>262</b>	<b>72</b>	<b>152</b>	<b>55</b>	<b>183</b>	<b>217</b>	<b>86</b>
STRINGER, Justin	3	6	3	9	0	2	3	4	5	8	1	3	0	3	2	0
<b>Federation Party Tasmania</b>	<b>3</b>	<b>6</b>	<b>3</b>	<b>9</b>	<b>0</b>	<b>2</b>	<b>3</b>	<b>4</b>	<b>5</b>	<b>8</b>	<b>1</b>	<b>3</b>	<b>0</b>	<b>3</b>	<b>2</b>	<b>0</b>
WESTCOTT, Tim	25	16	23	21	13	7	7	23	13	18	7	5	6	7	12	2
<b>Animal Justice Party</b>	<b>25</b>	<b>16</b>	<b>23</b>	<b>21</b>	<b>13</b>	<b>7</b>	<b>7</b>	<b>23</b>	<b>13</b>	<b>18</b>	<b>7</b>	<b>5</b>	<b>6</b>	<b>7</b>	<b>12</b>	<b>2</b>
BENNETT, Lorraine	18	4	4	14	4	0	2	2	2	13	3	2	0	2	1	1
LARGE, Andrew	20	14	12	18	4	4	9	10	4	17	7	2	2	6	2	6
<b>Shooters, Fishers, Farmers TAS</b>	<b>38</b>	<b>18</b>	<b>16</b>	<b>32</b>	<b>8</b>	<b>4</b>	<b>11</b>	<b>12</b>	<b>6</b>	<b>30</b>	<b>10</b>	<b>4</b>	<b>2</b>	<b>8</b>	<b>3</b>	<b>7</b>
HICKEY, Sue	112	68	103	137	164	95	95	194	116	46	43	126	70	114	154	95
<b>Group G</b>	<b>112</b>	<b>68</b>	<b>103</b>	<b>137</b>	<b>164</b>	<b>95</b>	<b>95</b>	<b>194</b>	<b>116</b>	<b>46</b>	<b>43</b>	<b>126</b>	<b>70</b>	<b>114</b>	<b>154</b>	<b>95</b>
ARCHER, Elise	202	145	168	218	216	140	145	260	126	85	54	204	152	131	163	198
BEHRAKIS, Simon	65	55	63	57	80	52	54	127	62	39	25	65	50	56	56	97
COATS, Will	38	27	36	40	30	18	23	37	21	37	17	21	18	18	27	23
LENNON, Harvey	29	20	17	35	23	9	14	30	14	15	9	31	23	30	23	34
OGILVIE, Madeleine	99	53	70	79	100	39	46	92	61	45	33	96	48	68	93	88
<b>Liberal Party</b>	<b>433</b>	<b>300</b>	<b>354</b>	<b>429</b>	<b>449</b>	<b>258</b>	<b>282</b>	<b>546</b>	<b>284</b>	<b>221</b>	<b>138</b>	<b>417</b>	<b>291</b>	<b>303</b>	<b>362</b>	<b>440</b>
DUTTA, Mike	5	4	11	7	21	17	7	19	25	1	2	15	3	56	8	13
EWIN, Jax	10	14	10	13	11	8	6	12	23	3	2	13	4	16	15	6
GERSHWIN, Lisa	2	6	7	4	2	5	1	0	6	2	0	8	3	9	11	2
<b>Ungrouped</b>	<b>17</b>	<b>24</b>	<b>28</b>	<b>24</b>	<b>34</b>	<b>30</b>	<b>14</b>	<b>31</b>	<b>54</b>	<b>6</b>	<b>4</b>	<b>36</b>	<b>10</b>	<b>81</b>	<b>34</b>	<b>21</b>
<b>Total formal votes</b>	<b>1530</b>	<b>970</b>	<b>1193</b>	<b>1515</b>	<b>1381</b>	<b>1050</b>	<b>973</b>	<b>1772</b>	<b>1263</b>	<b>763</b>	<b>374</b>	<b>1019</b>	<b>564</b>	<b>1270</b>	<b>1524</b>	<b>872</b>
Informal ballot papers	124	60	100	102	48	28	31	63	55	56	20	36	17	44	45	30
<b>Total ballot papers</b>	<b>1654</b>	<b>1030</b>	<b>1293</b>	<b>1617</b>	<b>1429</b>	<b>1078</b>	<b>1004</b>	<b>1835</b>	<b>1318</b>	<b>819</b>	<b>394</b>	<b>1055</b>	<b>581</b>	<b>1314</b>	<b>1569</b>	<b>902</b>

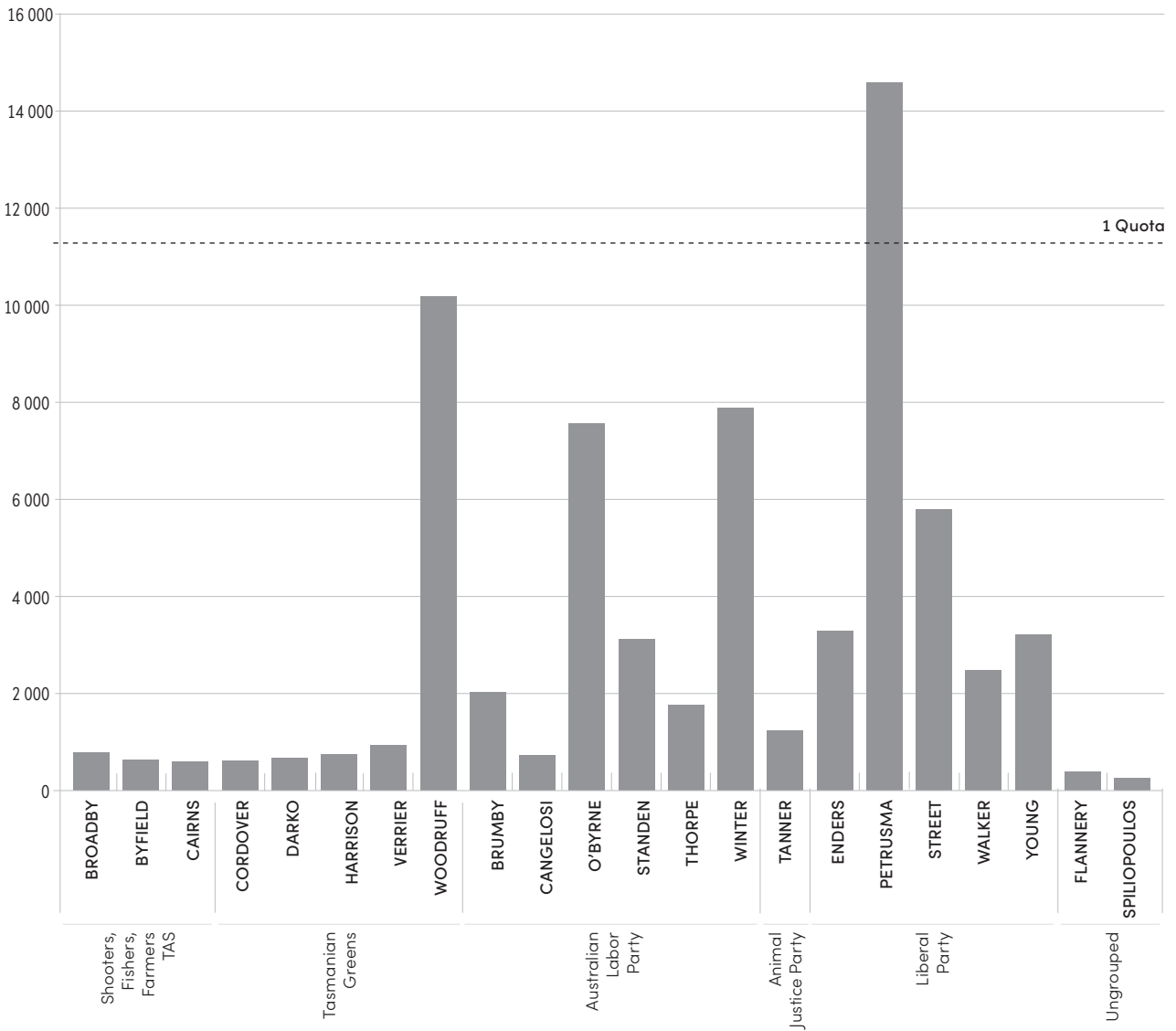
## CLARK first preference votes, cont'd

Candidates	West Hobart	West Hobart Central	West Hobart South	Windermere	Total Ordinary Votes	Special votes									Total
						Glenorchy Pre-Poll	Hobart Pre-Poll	Granton Pre-Poll*	Kingston Pre-Poll*	Other Out of Division Pre-Poll	Postal	Mobile	Out of Division	Provisional	
BAYLEY, Vica	18	44	45	8	921	32	145	7	36	14	70	8	129	10	1 372
O'CONNOR, Cassy	154	367	371	54	6 521	226	1 076	45	174	73	478	54	749	73	9 469
SMITH, Tim	12	9	15	8	358	18	46	5	14	7	25	5	65	3	546
TAYLOR, Bec	14	25	24	19	616	44	66	11	12	14	45	5	125	5	943
VOLF, Nathan	9	6	12	6	302	14	28	5	6	7	23	2	51	4	442
<b>Tasmanian Greens</b>	<b>207</b>	<b>451</b>	<b>467</b>	<b>95</b>	<b>8 718</b>	<b>334</b>	<b>1 361</b>	<b>73</b>	<b>242</b>	<b>115</b>	<b>641</b>	<b>74</b>	<b>1 119</b>	<b>95</b>	<b>12 772</b>
JOHNSTON, Kristie	70	134	139	160	4 533	595	534	243	93	46	522	77	316	35	6 994
<b>Group B</b>	<b>70</b>	<b>134</b>	<b>139</b>	<b>160</b>	<b>4 533</b>	<b>595</b>	<b>534</b>	<b>243</b>	<b>93</b>	<b>46</b>	<b>522</b>	<b>77</b>	<b>316</b>	<b>35</b>	<b>6 994</b>
CARNES, Deb	12	10	17	29	717	111	60	40	22	11	92	32	97	9	1 191
CLARK, Chris	15	10	15	53	960	157	85	70	13	14	94	40	154	10	1 597
DAVIS, Simon	17	18	17	81	1 278	193	72	76	18	11	131	50	152	5	1 986
HADDAD, Ella	132	187	170	179	5 384	557	569	190	80	53	542	65	510	48	7 998
MITCHELL, Sam	12	10	12	40	815	110	47	35	14	10	95	25	134	9	1 294
<b>Australian Labor Party</b>	<b>188</b>	<b>235</b>	<b>231</b>	<b>382</b>	<b>9 154</b>	<b>1 128</b>	<b>833</b>	<b>411</b>	<b>147</b>	<b>99</b>	<b>954</b>	<b>212</b>	<b>1 047</b>	<b>81</b>	<b>14 066</b>
STRINGER, Justin	1	1	1	2	102	13	4	5	2	0	12	4	12	0	154
<b>Federation Party Tasmania</b>	<b>1</b>	<b>1</b>	<b>1</b>	<b>2</b>	<b>102</b>	<b>13</b>	<b>4</b>	<b>5</b>	<b>2</b>	<b>0</b>	<b>12</b>	<b>4</b>	<b>12</b>	<b>0</b>	<b>154</b>
WESTCOTT, Tim	14	25	22	28	585	42	38	31	10	12	96	11	72	5	902
<b>Animal Justice Party</b>	<b>14</b>	<b>25</b>	<b>22</b>	<b>28</b>	<b>585</b>	<b>42</b>	<b>38</b>	<b>31</b>	<b>10</b>	<b>12</b>	<b>96</b>	<b>11</b>	<b>72</b>	<b>5</b>	<b>902</b>
BENNETT, Lorraine	4	2	0	5	190	20	6	19	4	4	21	1	43	2	310
LARGE, Andrew	4	5	2	16	347	33	24	32	5	9	45	2	88	3	588
<b>Shooters, Fishers, Farmers TAS</b>	<b>8</b>	<b>7</b>	<b>2</b>	<b>21</b>	<b>537</b>	<b>53</b>	<b>30</b>	<b>51</b>	<b>9</b>	<b>13</b>	<b>66</b>	<b>3</b>	<b>131</b>	<b>5</b>	<b>898</b>
HICKEY, Sue	49	131	100	91	3 684	489	575	205	167	35	664	99	318	25	6 261
<b>Group G</b>	<b>49</b>	<b>131</b>	<b>100</b>	<b>91</b>	<b>3 684</b>	<b>489</b>	<b>575</b>	<b>205</b>	<b>167</b>	<b>35</b>	<b>664</b>	<b>99</b>	<b>318</b>	<b>25</b>	<b>6 261</b>
ARCHER, Elise	71	153	107	193	5 701	717	746	322	184	79	861	184	573	35	9 402
BEHRAKIS, Simon	28	72	35	58	2 291	247	372	89	82	38	259	41	276	27	3 722
COATS, Will	23	26	23	32	1 038	122	120	63	33	17	111	33	147	6	1 690
LENNON, Harvey	13	33	34	16	860	95	129	57	33	10	153	28	118	5	1 488
OGILVIE, Madeleine	29	80	40	76	2 396	261	320	138	86	23	367	96	286	19	3 992
<b>Liberal Party</b>	<b>164</b>	<b>364</b>	<b>239</b>	<b>375</b>	<b>12 286</b>	<b>1 442</b>	<b>1 687</b>	<b>669</b>	<b>418</b>	<b>167</b>	<b>1 751</b>	<b>382</b>	<b>1 400</b>	<b>92</b>	<b>20 294</b>
DUTTA, Mike	6	15	34	3	465	13	45	7	6	2	23	11	36	7	615
EWIN, Jax	16	20	21	2	402	12	40	3	6	3	30	1	35	5	537
GERSHWIN, Lisa	8	6	4	2	181	7	20	4	5	1	23	2	17	0	260
<b>Ungrouped</b>	<b>30</b>	<b>41</b>	<b>59</b>	<b>7</b>	<b>1 048</b>	<b>32</b>	<b>105</b>	<b>14</b>	<b>17</b>	<b>6</b>	<b>76</b>	<b>14</b>	<b>88</b>	<b>12</b>	<b>1 412</b>
<b>Total formal votes</b>	<b>731</b>	<b>1 389</b>	<b>1 260</b>	<b>1 161</b>	<b>40 647</b>	<b>4 128</b>	<b>5 167</b>	<b>1 702</b>	<b>1 105</b>	<b>493</b>	<b>4 782</b>	<b>876</b>	<b>4 503</b>	<b>350</b>	<b>63 753</b>
Informal ballot papers	32	38	31	103	2 164	361	121	151	42	20	129	93	279	18	3 378
<b>Total ballot papers</b>	<b>763</b>	<b>1 427</b>	<b>1 291</b>	<b>1 264</b>	<b>42 811</b>	<b>4 489</b>	<b>5 288</b>	<b>1 853</b>	<b>1 147</b>	<b>513</b>	<b>4 911</b>	<b>969</b>	<b>4 782</b>	<b>368</b>	<b>67 131</b>

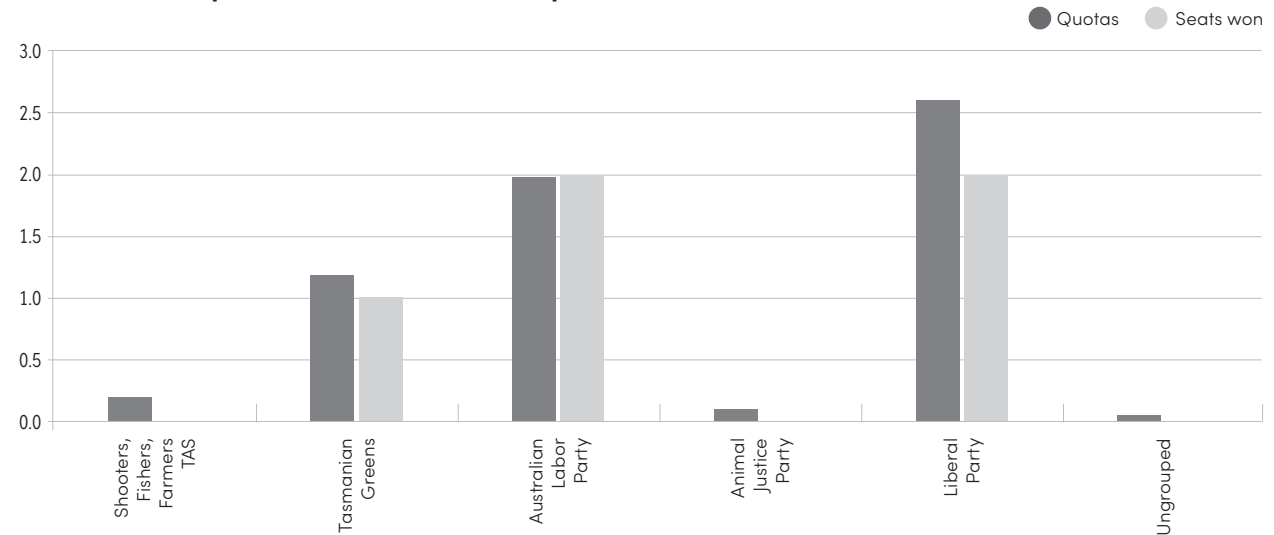
\*Granton and Kingston Pre-Poll centres were out of division polling places for Clark, but due to the large turnout, have been included separately from the amalgamation of figures from "Other Out of Division Pre-Poll" centres.

## Division of FRANKLIN

### Candidate first preference totals



### Number of quotas attained compared with seats won



## FRANKLIN first preference votes

Page 1 of 4

Candidates	Adventure Bay	Alannah	Bellerive	Blackmans Bay	Blackmans Bay South	Cambridge	Clarence	Clarendon Vale	Cradoc	Cygnets	Dover	Franklin	Geeveston	Geilston Bay
BROADBY, Shane	3	2	7	11	7	19	11	20	9	23	12	16	6	12
BYFIELD, Rebecca	1	5	6	8	5	7	8	12	6	26	10	8	14	9
CAIRNS, Robert	2	2	5	11	5	9	9	6	2	18	8	11	10	11
<b>Shooters, Fishers, Farmers TAS</b>	<b>6</b>	<b>9</b>	<b>18</b>	<b>30</b>	<b>17</b>	<b>35</b>	<b>28</b>	<b>38</b>	<b>17</b>	<b>67</b>	<b>30</b>	<b>35</b>	<b>30</b>	<b>32</b>
CORDOVER, Gideon	3	13	14	10	17	9	13	1	2	16	5	1	10	11
DARKO, Kit	2	2	14	14	11	15	20	4	4	23	5	7	5	22
HARRISON, Phoenix	4	11	10	18	18	9	15	6	1	26	6	8	8	7
VERRIER, Bridget	1	8	16	26	13	27	23	5	1	21	8	1	9	23
WOODRUFF, Rosalie	46	74	217	289	177	136	226	21	104	562	65	153	102	221
<b>Tasmanian Greens</b>	<b>56</b>	<b>108</b>	<b>271</b>	<b>357</b>	<b>236</b>	<b>196</b>	<b>297</b>	<b>37</b>	<b>112</b>	<b>648</b>	<b>89</b>	<b>170</b>	<b>134</b>	<b>284</b>
BRUMBY, Amy	5	6	37	29	8	39	60	75	10	35	13	18	28	72
CANGELOSI, Fabiano	0	2	16	9	3	12	23	10	6	18	9	6	5	24
O'BYRNE, David	30	24	148	121	70	163	244	209	29	123	59	49	72	226
STANDEN, Alison	14	16	96	46	36	56	94	74	19	69	21	26	40	97
THORPE, Toby	2	3	29	25	15	17	26	20	21	60	16	59	86	20
WINTER, Dean	22	23	127	281	200	127	165	76	29	114	44	47	59	149
<b>Australian Labor Party</b>	<b>73</b>	<b>74</b>	<b>453</b>	<b>511</b>	<b>332</b>	<b>414</b>	<b>612</b>	<b>464</b>	<b>114</b>	<b>419</b>	<b>162</b>	<b>205</b>	<b>290</b>	<b>588</b>
TANNER, Mark	3	4	23	14	14	26	41	16	9	44	15	18	28	32
<b>Animal Justice Party</b>	<b>3</b>	<b>4</b>	<b>23</b>	<b>14</b>	<b>14</b>	<b>26</b>	<b>41</b>	<b>16</b>	<b>9</b>	<b>44</b>	<b>15</b>	<b>18</b>	<b>28</b>	<b>32</b>
ENDERS, Bec	7	9	48	58	43	60	59	28	34	120	85	63	106	46
PETRUSMA, Jacquie	27	49	281	306	194	397	363	133	107	234	114	80	194	341
STREET, Nic	19	19	101	179	104	156	116	38	29	71	64	32	83	105
WALKER, James	5	10	67	33	11	83	81	30	8	26	12	11	20	114
YOUNG, Dean	8	17	90	49	35	89	102	42	32	63	33	21	46	94
<b>Liberal Party</b>	<b>66</b>	<b>104</b>	<b>587</b>	<b>625</b>	<b>387</b>	<b>785</b>	<b>721</b>	<b>271</b>	<b>210</b>	<b>514</b>	<b>308</b>	<b>207</b>	<b>449</b>	<b>700</b>
FLANNERY, Francis	0	1	11	5	3	8	7	7	3	21	3	4	6	8
SPILIOPOULOS, George	0	2	3	6	1	3	9	3	2	3	4	0	3	11
<b>Ungrouped</b>	<b>0</b>	<b>3</b>	<b>14</b>	<b>11</b>	<b>4</b>	<b>11</b>	<b>16</b>	<b>10</b>	<b>5</b>	<b>24</b>	<b>7</b>	<b>4</b>	<b>9</b>	<b>19</b>
<b>Total formal votes</b>	<b>204</b>	<b>302</b>	<b>1 366</b>	<b>1 548</b>	<b>990</b>	<b>1 467</b>	<b>1 715</b>	<b>836</b>	<b>467</b>	<b>1 716</b>	<b>611</b>	<b>639</b>	<b>940</b>	<b>1 655</b>
Informal ballot papers	5	16	50	58	25	61	66	68	24	78	32	26	73	77
<b>Total ballot papers</b>	<b>209</b>	<b>318</b>	<b>1 416</b>	<b>1 606</b>	<b>1 015</b>	<b>1 528</b>	<b>1 781</b>	<b>904</b>	<b>491</b>	<b>1 794</b>	<b>643</b>	<b>665</b>	<b>1 013</b>	<b>1 732</b>

## FRANKLIN first preference votes, cont'd

Page 2 of 4

Candidates	Glen Huon	Howden	Howrah	Huonville	Judbury	Kettering	Kingston	Kingston Beach	Lauderdale	Lindisfarne	Lindisfarne Village	Maranoo Heights	Margate	Middleton
BROADBY, Shane	8	2	7	31	4	7	19	13	22	14	10	13	33	2
BYFIELD, Rebecca	6	4	13	21	4	6	13	12	16	4	5	17	20	2
CAIRNS, Robert	6	3	9	18	5	13	6	7	16	10	9	9	30	5
<b>Shooters, Fishers, Farmers TAS</b>	<b>20</b>	<b>9</b>	<b>29</b>	<b>70</b>	<b>13</b>	<b>26</b>	<b>38</b>	<b>32</b>	<b>54</b>	<b>28</b>	<b>24</b>	<b>39</b>	<b>83</b>	<b>9</b>
CORDOVER, Gideon	1	5	15	16	3	6	19	18	16	9	8	13	18	3
DARKO, Kit	1	7	23	13	2	9	23	14	34	13	7	9	18	5
HARRISON, Phoenix	3	4	19	14	5	8	28	20	19	10	16	14	25	1
VERRIER, Bridget	6	6	31	14	5	7	25	27	41	17	21	18	34	4
WOODRUFF, Rosalie	56	85	232	188	46	128	276	319	314	227	261	149	311	68
<b>Tasmanian Greens</b>	<b>67</b>	<b>107</b>	<b>320</b>	<b>245</b>	<b>61</b>	<b>158</b>	<b>371</b>	<b>398</b>	<b>424</b>	<b>276</b>	<b>313</b>	<b>203</b>	<b>406</b>	<b>81</b>
BRUMBY, Amy	9	2	98	53	4	12	41	22	58	40	35	37	38	4
CANGELOSI, Fabiano	1	1	26	20	2	3	19	11	20	17	17	16	25	10
O'BYRNE, David	26	21	261	141	29	21	135	129	311	175	201	124	144	16
STANDEN, Alison	8	16	144	45	8	14	62	36	99	73	81	49	35	7
THORPE, Toby	24	4	40	176	23	10	43	35	39	23	28	25	34	3
WINTER, Dean	13	54	219	94	14	88	360	321	196	146	158	266	283	38
<b>Australian Labor Party</b>	<b>81</b>	<b>98</b>	<b>788</b>	<b>529</b>	<b>80</b>	<b>148</b>	<b>660</b>	<b>554</b>	<b>723</b>	<b>474</b>	<b>520</b>	<b>517</b>	<b>559</b>	<b>78</b>
TANNER, Mark	4	3	28	28	6	9	31	38	47	17	12	17	31	6
<b>Animal Justice Party</b>	<b>4</b>	<b>3</b>	<b>28</b>	<b>28</b>	<b>6</b>	<b>9</b>	<b>31</b>	<b>38</b>	<b>47</b>	<b>17</b>	<b>12</b>	<b>17</b>	<b>31</b>	<b>6</b>
ENDERS, Bec	39	13	91	117	19	32	61	55	101	56	59	51	85	14
PETRUSMA, Jacquie	81	65	543	217	43	92	349	257	574	250	322	333	431	55
STREET, Nic	23	46	169	120	29	43	165	203	158	92	113	134	173	19
WALKER, James	5	4	101	35	6	14	31	22	86	89	113	26	45	6
YOUNG, Dean	8	10	104	95	11	27	81	51	95	74	57	48	107	5
<b>Liberal Party</b>	<b>156</b>	<b>138</b>	<b>1008</b>	<b>584</b>	<b>108</b>	<b>208</b>	<b>687</b>	<b>588</b>	<b>1014</b>	<b>561</b>	<b>664</b>	<b>592</b>	<b>841</b>	<b>99</b>
FLANNERY, Francis	2	3	7	10	3	4	10	7	11	9	7	11	17	0
SPILIOPOULOS, George	1	0	9	5	0	3	2	5	10	7	5	1	5	1
<b>Ungrouped</b>	<b>3</b>	<b>3</b>	<b>16</b>	<b>15</b>	<b>3</b>	<b>7</b>	<b>12</b>	<b>12</b>	<b>21</b>	<b>16</b>	<b>12</b>	<b>12</b>	<b>22</b>	<b>1</b>
<b>Total formal votes</b>	<b>331</b>	<b>358</b>	<b>2 189</b>	<b>1 471</b>	<b>271</b>	<b>556</b>	<b>1 799</b>	<b>1 622</b>	<b>2 283</b>	<b>1 372</b>	<b>1 545</b>	<b>1 380</b>	<b>1 942</b>	<b>274</b>
Informal ballot papers	17	10	110	70	15	37	92	66	90	53	52	54	77	13
<b>Total ballot papers</b>	<b>348</b>	<b>368</b>	<b>2 299</b>	<b>1 541</b>	<b>286</b>	<b>593</b>	<b>1 891</b>	<b>1 688</b>	<b>2 373</b>	<b>1 425</b>	<b>1 597</b>	<b>1 434</b>	<b>2 019</b>	<b>287</b>

## FRANKLIN first preference votes, cont'd

Page 3 of 4

Candidates	Montagu Bay	Mornington	Mountain River	Ranelagh	Risdon Vale	Rokeby	Sandfly	Sandford	Seven Mile Beach	Snug	South Arm	Southport	Tranmere	Warrane	Woodbridge
BROADBY, Shane	9	8	9	9	28	19	16	20	12	26	8	2	8	18	3
BYFIELD, Rebecca	8	3	6	10	18	19	8	20	5	13	9	3	11	16	3
CAIRNS, Robert	1	7	8	17	20	19	15	15	3	17	8	7	11	17	3
<b>Shooters, Fishers, Farmers TAS</b>	<b>18</b>	<b>18</b>	<b>23</b>	<b>36</b>	<b>66</b>	<b>57</b>	<b>39</b>	<b>55</b>	<b>20</b>	<b>56</b>	<b>25</b>	<b>12</b>	<b>30</b>	<b>51</b>	<b>9</b>
CORDOVER, Gideon	16	4	6	4	10	6	15	15	8	13	9	0	6	12	8
DARKO, Kit	8	4	3	9	4	18	8	20	7	10	6	0	9	23	12
HARRISON, Phoenix	11	5	8	7	5	8	12	22	13	20	10	4	16	26	8
VERRIER, Bridget	15	8	13	9	10	12	15	36	17	15	14	3	21	27	4
WOODRUFF, Rosalie	212	36	121	135	57	43	152	247	153	225	159	27	249	117	144
<b>Tasmanian Greens</b>	<b>262</b>	<b>57</b>	<b>151</b>	<b>164</b>	<b>86</b>	<b>87</b>	<b>202</b>	<b>340</b>	<b>198</b>	<b>283</b>	<b>198</b>	<b>34</b>	<b>301</b>	<b>205</b>	<b>176</b>
BRUMBY, Amy	33	47	13	17	85	101	14	21	20	34	22	2	54	107	9
CANGELOSI, Fabiano	17	4	0	3	8	17	3	23	6	19	10	3	10	32	8
O'BYRNE, David	130	87	44	99	282	270	47	120	80	78	72	15	216	365	21
STANDEN, Alison	75	33	16	27	103	92	17	55	26	26	38	7	95	128	10
THORPE, Toby	15	16	43	100	25	38	20	22	21	19	8	8	25	44	3
WINTER, Dean	115	51	49	89	109	144	83	106	82	172	67	11	206	168	51
<b>Australian Labor Party</b>	<b>385</b>	<b>238</b>	<b>165</b>	<b>335</b>	<b>612</b>	<b>662</b>	<b>184</b>	<b>347</b>	<b>235</b>	<b>348</b>	<b>217</b>	<b>46</b>	<b>606</b>	<b>844</b>	<b>102</b>
TANNER, Mark	9	17	7	19	21	33	12	28	13	22	14	1	22	47	7
<b>Animal Justice Party</b>	<b>9</b>	<b>17</b>	<b>7</b>	<b>19</b>	<b>21</b>	<b>33</b>	<b>12</b>	<b>28</b>	<b>13</b>	<b>22</b>	<b>14</b>	<b>1</b>	<b>22</b>	<b>47</b>	<b>7</b>
ENDERS, Bec	59	26	49	77	26	22	37	58	29	42	29	14	124	58	20
PETRUSMA, Jacquie	196	124	126	217	203	294	151	286	210	203	161	37	536	261	75
STREET, Nic	86	42	42	78	55	64	67	105	81	82	62	11	147	64	29
WALKER, James	54	25	11	20	61	48	9	42	29	26	23	2	107	70	7
YOUNG, Dean	51	49	28	77	31	33	39	52	37	47	28	6	103	73	14
<b>Liberal Party</b>	<b>446</b>	<b>266</b>	<b>256</b>	<b>469</b>	<b>376</b>	<b>461</b>	<b>303</b>	<b>543</b>	<b>386</b>	<b>400</b>	<b>303</b>	<b>70</b>	<b>1017</b>	<b>526</b>	<b>145</b>
FLANNERY, Francis	8	2	2	8	9	4	4	11	0	11	5	0	15	4	6
SPILIOPOULOS, George	9	4	0	0	1	3	0	11	2	4	2	0	19	6	0
<b>Ungrouped</b>	<b>17</b>	<b>6</b>	<b>2</b>	<b>8</b>	<b>10</b>	<b>7</b>	<b>4</b>	<b>22</b>	<b>2</b>	<b>15</b>	<b>7</b>	<b>0</b>	<b>34</b>	<b>10</b>	<b>6</b>
<b>Total formal votes</b>	<b>1 137</b>	<b>602</b>	<b>604</b>	<b>1 031</b>	<b>1 171</b>	<b>1 307</b>	<b>744</b>	<b>1 335</b>	<b>854</b>	<b>1 124</b>	<b>764</b>	<b>163</b>	<b>2 010</b>	<b>1 683</b>	<b>445</b>
Informal ballot papers	40	24	23	42	94	102	35	50	42	44	19	8	73	136	18
<b>Total ballot papers</b>	<b>1 177</b>	<b>626</b>	<b>627</b>	<b>1 073</b>	<b>1 265</b>	<b>1 409</b>	<b>779</b>	<b>1 385</b>	<b>896</b>	<b>1 168</b>	<b>783</b>	<b>171</b>	<b>2 083</b>	<b>1 819</b>	<b>463</b>

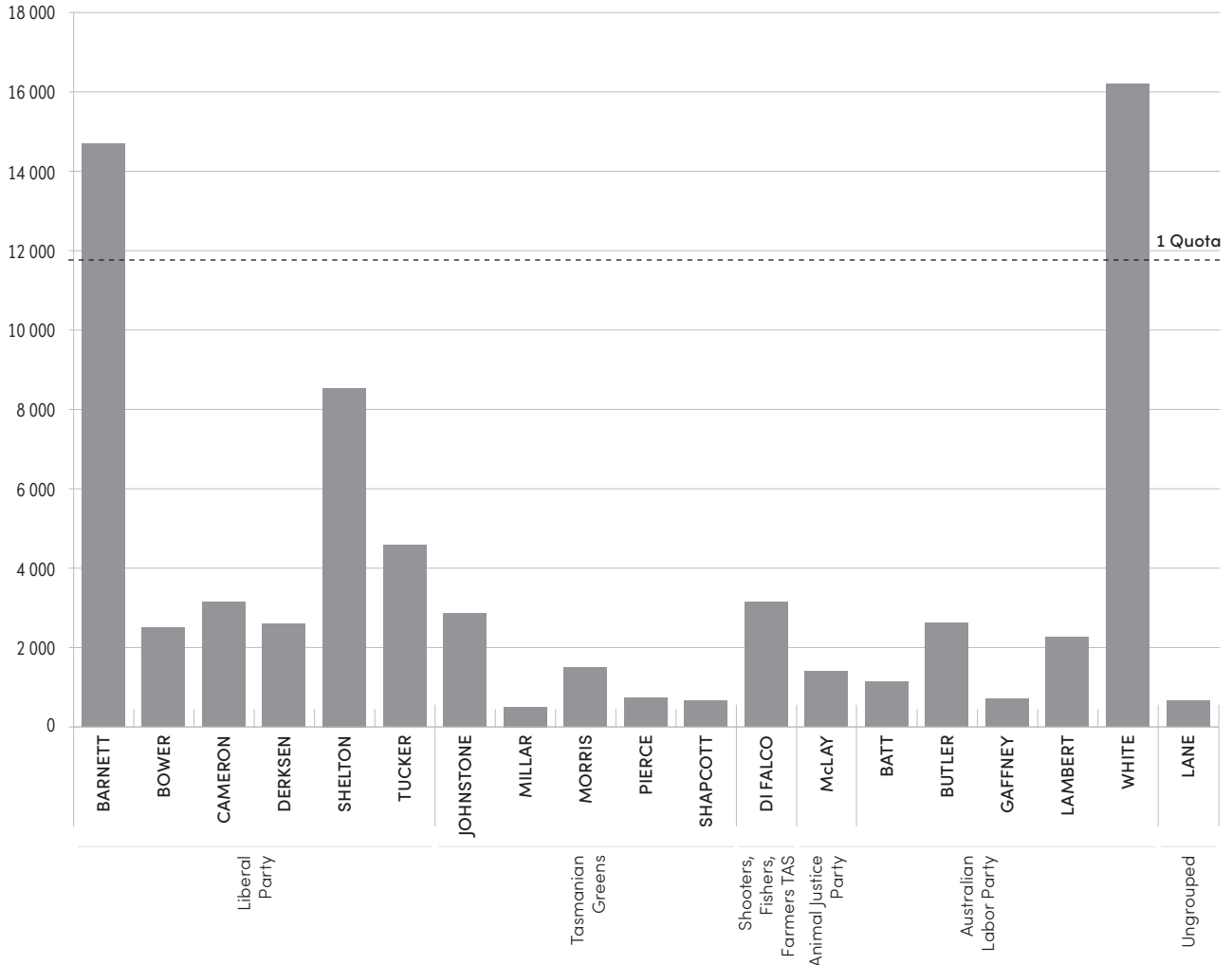
## FRANKLIN first preference votes, cont'd

Candidates	Total Ordinary Votes	Special Votes								Total
		Kingston Pre-Poll	Bellerive Pre-Poll	Hobart Pre-Poll*	Other Out of Division Pre-Poll	Postal	Mobile	Out of Division	Provisional	
BROADBY, Shane	538	44	30	10	14	79	3	64	6	788
BYFIELD, Rebecca	420	52	24	7	7	64	3	48	2	627
CAIRNS, Robert	423	27	23	14	15	44	1	41	6	594
<b>Shooters, Fishers, Farmers TAS</b>	<b>1 381</b>	<b>123</b>	<b>77</b>	<b>31</b>	<b>36</b>	<b>187</b>	<b>7</b>	<b>153</b>	<b>14</b>	<b>2 009</b>
CORDOVER, Gideon	407	48	14	15	9	42	0	64	7	606
DARKO, Kit	467	41	25	24	7	36	3	63	5	671
HARRISON, Phoenix	508	58	33	23	9	44	3	64	3	745
VERRIER, Bridget	657	52	52	24	12	54	4	77	7	939
WOODRUFF, Rosalie	7 130	818	517	362	109	645	27	493	60	10 161
<b>Tasmanian Greens</b>	<b>9 169</b>	<b>1 017</b>	<b>641</b>	<b>448</b>	<b>146</b>	<b>821</b>	<b>37</b>	<b>761</b>	<b>82</b>	<b>13 122</b>
BRUMBY, Amy	1 467	85	95	47	31	144	11	126	14	2 020
CANGELOSI, Fabiano	494	52	26	24	11	55	10	45	7	724
O'BYRNE, David	5 227	424	486	211	87	647	48	371	37	7 538
STANDEN, Alison	2 129	166	238	82	48	255	23	136	30	3 107
THORPE, Toby	1 313	105	53	20	22	116	11	95	18	1 753
WINTER, Dean	5 216	977	437	201	73	586	56	271	42	7 859
<b>Australian Labor Party</b>	<b>15 846</b>	<b>1 809</b>	<b>1 335</b>	<b>585</b>	<b>272</b>	<b>1 803</b>	<b>159</b>	<b>1 044</b>	<b>148</b>	<b>23 001</b>
TANNER, Mark	836	84	61	32	15	114	6	71	8	1 227
<b>Animal Justice Party</b>	<b>836</b>	<b>84</b>	<b>61</b>	<b>32</b>	<b>15</b>	<b>114</b>	<b>6</b>	<b>71</b>	<b>8</b>	<b>1 227</b>
ENDERS, Bec	2 229	276	161	69	32	327	30	130	17	3 271
PETRUSMA, Jacquie	9 512	1 253	996	447	211	1 342	137	592	60	14 550
STREET, Nic	3 618	705	327	174	65	591	45	229	29	5 783
WALKER, James	1 628	112	225	66	43	215	45	122	12	2 468
YOUNG, Dean	2 162	301	182	80	52	229	26	138	26	3 196
<b>Liberal Party</b>	<b>19 149</b>	<b>2 647</b>	<b>1 891</b>	<b>836</b>	<b>403</b>	<b>2 704</b>	<b>283</b>	<b>1 211</b>	<b>144</b>	<b>29 268</b>
FLANNERY, Francis	277	27	24	5	3	18	3	20	2	379
SPILIOPOULOS, George	165	10	22	8	3	23	3	14	4	252
<b>Ungrouped</b>	<b>442</b>	<b>37</b>	<b>46</b>	<b>13</b>	<b>6</b>	<b>41</b>	<b>6</b>	<b>34</b>	<b>6</b>	<b>631</b>
<b>Total formal votes</b>	<b>46 823</b>	<b>5 717</b>	<b>4 051</b>	<b>1 945</b>	<b>878</b>	<b>5 670</b>	<b>498</b>	<b>3 274</b>	<b>402</b>	<b>69 258</b>
Informal ballot papers	2 165	220	165	46	40	123	48	213	11	3 031
<b>Total ballot papers</b>	<b>48 988</b>	<b>5 937</b>	<b>4 216</b>	<b>1 991</b>	<b>918</b>	<b>5 793</b>	<b>546</b>	<b>3 487</b>	<b>413</b>	<b>72 289</b>

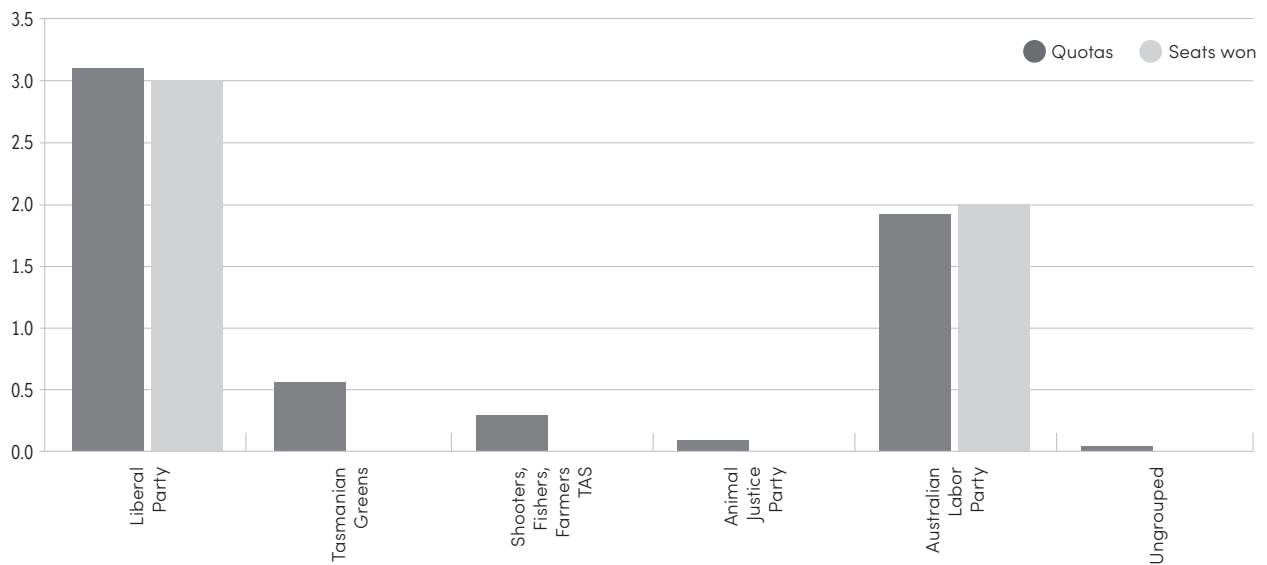
\*Hobart Pre-Poll centre was an out of division polling place for Franklin, but due to the large turnout, has been included separately from the amalgamation of figures from "Other Out of Division Pre-Poll" centres.

## Division of LYONS

### Candidate first preference totals



### Number of quotas attained compared with seats won



## LYONS first preference votes

Page 1 of 6

Candidates	Avoca	Bagdad	Bicheno	Bothwell	Bracknell	Bridgewater	Brighton	Broadmarsh	Campania	Campbell Town	Carlton	Carrick	Chudleigh	Claude Road	Colebrook
BARNETT, Guy	24	118	148	65	73	195	375	37	92	136	52	156	62	94	42
BOWER, Susie	5	23	26	8	15	48	61	2	15	17	13	33	6	15	4
CAMERON, Stephanie	7	26	20	5	39	52	80	5	15	24	19	72	87	14	4
DERKSEN, Justin	1	22	11	7	5	60	96	16	37	8	13	5	3	4	13
SHELTON, Mark	15	81	46	71	221	73	144	16	64	87	36	151	41	57	14
TUCKER, John	15	55	67	24	12	94	143	11	64	44	25	24	7	10	13
<b>Liberal Party</b>	<b>67</b>	<b>325</b>	<b>318</b>	<b>180</b>	<b>365</b>	<b>522</b>	<b>899</b>	<b>87</b>	<b>287</b>	<b>316</b>	<b>158</b>	<b>441</b>	<b>206</b>	<b>194</b>	<b>90</b>
JOHNSTONE, Liz	6	8	66	6	14	22	34	5	9	20	43	14	36	35	1
MILLAR, Glenn	1	3	7	0	2	4	7	1	3	2	1	5	0	5	1
MORRIS, Tim	2	4	13	5	8	23	17	2	11	12	16	14	5	9	2
PIERCE, Jill	0	7	6	2	2	14	13	1	5	2	7	2	4	10	1
SHAPCOTT, Isabel	1	0	7	2	3	9	14	2	3	5	7	4	2	9	2
<b>Tasmanian Greens</b>	<b>10</b>	<b>22</b>	<b>99</b>	<b>15</b>	<b>29</b>	<b>72</b>	<b>85</b>	<b>11</b>	<b>31</b>	<b>41</b>	<b>74</b>	<b>39</b>	<b>47</b>	<b>68</b>	<b>7</b>
DI FALCO, Carlo	17	43	24	22	27	66	98	19	38	53	22	31	13	16	14
<b>Shooters, Fishers, Farmers TAS</b>	<b>17</b>	<b>43</b>	<b>24</b>	<b>22</b>	<b>27</b>	<b>66</b>	<b>98</b>	<b>19</b>	<b>38</b>	<b>53</b>	<b>22</b>	<b>31</b>	<b>13</b>	<b>16</b>	<b>14</b>
McLAY, Sharon	2	7	7	4	5	51	30	2	8	12	12	6	6	11	1
<b>Animal Justice Party</b>	<b>2</b>	<b>7</b>	<b>7</b>	<b>4</b>	<b>5</b>	<b>51</b>	<b>30</b>	<b>2</b>	<b>8</b>	<b>12</b>	<b>12</b>	<b>6</b>	<b>6</b>	<b>11</b>	<b>1</b>
BATT, Edwin	4	57	1	33	3	32	46	22	8	11	1	4	2	0	5
BUTLER, Jen	9	15	15	9	6	170	94	8	11	27	12	21	4	9	4
GAFFNEY, Gerard	3	6	4	2	1	28	25	4	5	4	3	2	2	4	2
LAMBERT, Janet	11	9	12	2	13	85	49	8	15	36	5	13	3	17	7
WHITE, Rebecca	22	160	115	31	32	410	471	40	125	154	112	96	25	71	51
<b>Australian Labor Party</b>	<b>49</b>	<b>247</b>	<b>147</b>	<b>77</b>	<b>55</b>	<b>725</b>	<b>685</b>	<b>82</b>	<b>164</b>	<b>232</b>	<b>133</b>	<b>136</b>	<b>36</b>	<b>101</b>	<b>69</b>
LANE, George	1	8	6	2	4	11	15	1	6	6	4	5	0	2	0
<b>Ungrouped</b>	<b>1</b>	<b>8</b>	<b>6</b>	<b>2</b>	<b>4</b>	<b>11</b>	<b>15</b>	<b>1</b>	<b>6</b>	<b>6</b>	<b>4</b>	<b>5</b>	<b>0</b>	<b>2</b>	<b>0</b>
<b>Total formal votes</b>	<b>146</b>	<b>652</b>	<b>601</b>	<b>300</b>	<b>485</b>	<b>1447</b>	<b>1812</b>	<b>202</b>	<b>534</b>	<b>660</b>	<b>403</b>	<b>658</b>	<b>308</b>	<b>392</b>	<b>181</b>
Informal ballot papers	15	55	37	26	32	171	132	12	39	47	18	43	15	26	9
<b>Total ballot papers</b>	<b>161</b>	<b>707</b>	<b>638</b>	<b>326</b>	<b>517</b>	<b>1618</b>	<b>1944</b>	<b>214</b>	<b>573</b>	<b>707</b>	<b>421</b>	<b>701</b>	<b>323</b>	<b>418</b>	<b>190</b>

## LYONS first preference votes, cont'd

Page 2 of 6

Candidates	Coles Bay	Copping	Cressy	Deloraine	Dodges Ferry	Dromedary	Dunalley	Elizabeth Town	Epping	Evandale	Fingal	Forcett	Gagebrook	Glenora	Granton
BARNETT, Guy	41	46	137	446	184	57	64	73	34	246	46	79	95	68	104
BOWER, Susie	5	11	15	92	43	7	11	16	5	32	6	17	26	10	16
CAMERON, Stephanie	4	6	32	172	50	12	11	28	6	31	8	9	25	5	29
DERKSEN, Justin	2	3	9	20	30	30	8	8	4	10	6	20	34	27	48
SHELTON, Mark	26	23	210	280	148	35	36	59	28	140	19	52	46	18	30
TUCKER, John	19	22	24	45	70	22	23	15	16	46	36	43	45	13	49
<b>Liberal Party</b>	<b>97</b>	<b>111</b>	<b>427</b>	<b>1055</b>	<b>525</b>	<b>163</b>	<b>153</b>	<b>199</b>	<b>93</b>	<b>505</b>	<b>121</b>	<b>220</b>	<b>271</b>	<b>141</b>	<b>276</b>
JOHNSTONE, Liz	27	33	10	167	153	12	32	15	1	62	9	23	8	12	6
MILLAR, Glenn	2	2	1	18	37	5	2	1	1	3	2	3	4	1	4
MORRIS, Tim	12	12	6	37	48	11	9	5	0	13	2	14	12	7	10
PIERCE, Jill	5	3	3	9	37	5	8	1	0	8	5	9	11	3	3
SHAPCOTT, Isabel	1	3	2	41	30	3	5	8	0	3	2	4	8	2	3
<b>Tasmanian Greens</b>	<b>47</b>	<b>53</b>	<b>22</b>	<b>272</b>	<b>305</b>	<b>36</b>	<b>56</b>	<b>30</b>	<b>2</b>	<b>89</b>	<b>20</b>	<b>53</b>	<b>43</b>	<b>25</b>	<b>26</b>
DI FALCO, Carlo	5	16	44	59	41	14	17	13	11	34	8	26	42	18	42
<b>Shooters, Fishers, Farmers TAS</b>	<b>5</b>	<b>16</b>	<b>44</b>	<b>59</b>	<b>41</b>	<b>14</b>	<b>17</b>	<b>13</b>	<b>11</b>	<b>34</b>	<b>8</b>	<b>26</b>	<b>42</b>	<b>18</b>	<b>42</b>
McLAY, Sharon	0	3	4	22	25	6	8	5	1	25	7	7	32	2	18
<b>Animal Justice Party</b>	<b>0</b>	<b>3</b>	<b>4</b>	<b>22</b>	<b>25</b>	<b>6</b>	<b>8</b>	<b>5</b>	<b>1</b>	<b>25</b>	<b>7</b>	<b>7</b>	<b>32</b>	<b>2</b>	<b>18</b>
BATT, Edwin	0	1	3	15	9	5	8	7	0	4	7	4	21	4	19
BUTLER, Jen	3	1	31	41	25	11	14	5	2	19	25	8	85	10	46
GAFFNEY, Gerard	4	0	4	20	15	2	1	3	1	3	3	5	17	2	7
LAMBERT, Janet	3	1	32	60	20	7	6	4	3	69	19	7	65	4	15
WHITE, Rebecca	33	61	65	269	511	70	125	41	23	115	55	109	288	66	178
<b>Australian Labor Party</b>	<b>43</b>	<b>64</b>	<b>135</b>	<b>405</b>	<b>580</b>	<b>95</b>	<b>154</b>	<b>60</b>	<b>29</b>	<b>210</b>	<b>109</b>	<b>133</b>	<b>476</b>	<b>86</b>	<b>265</b>
LANE, George	0	3	2	13	17	4	4	1	2	8	1	7	13	3	7
<b>Ungrouped</b>	<b>0</b>	<b>3</b>	<b>2</b>	<b>13</b>	<b>17</b>	<b>4</b>	<b>4</b>	<b>1</b>	<b>2</b>	<b>8</b>	<b>1</b>	<b>7</b>	<b>13</b>	<b>3</b>	<b>7</b>
<b>Total formal votes</b>	<b>192</b>	<b>250</b>	<b>634</b>	<b>1826</b>	<b>1493</b>	<b>318</b>	<b>392</b>	<b>308</b>	<b>138</b>	<b>871</b>	<b>266</b>	<b>446</b>	<b>877</b>	<b>275</b>	<b>634</b>
Informal ballot papers	6	9	46	111	85	23	17	19	8	52	22	25	95	26	70
<b>Total ballot papers</b>	<b>198</b>	<b>259</b>	<b>680</b>	<b>1937</b>	<b>1578</b>	<b>341</b>	<b>409</b>	<b>327</b>	<b>146</b>	<b>923</b>	<b>288</b>	<b>471</b>	<b>972</b>	<b>301</b>	<b>704</b>

## LYONS first preference votes, cont'd

Page 3 of 6

Candidates	Hadspen	Hagley	Kempton	Lachlan	Longford	Lower Barrington	Magra	Meander	Midway Point	Miena	Mole Creek	Molesworth	New Norfolk	New Norfolk North	Nubeena
BARNETT, Guy	323	72	41	51	493	162	111	50	230	47	101	38	230	149	111
BOWER, Susie	51	26	15	9	66	30	8	4	34	10	7	7	35	24	18
CAMERON, Stephanie	94	47	9	8	92	22	4	25	48	5	33	6	36	20	23
DERKSEN, Justin	18	0	14	41	25	10	61	4	49	3	3	35	176	146	16
SHELTON, Mark	286	72	35	19	518	82	19	53	88	21	49	14	56	27	47
TUCKER, John	43	13	18	21	91	33	11	6	76	6	7	12	55	36	49
<b>Liberal Party</b>	<b>815</b>	<b>230</b>	<b>132</b>	<b>149</b>	<b>1285</b>	<b>339</b>	<b>214</b>	<b>142</b>	<b>525</b>	<b>92</b>	<b>200</b>	<b>112</b>	<b>588</b>	<b>402</b>	<b>264</b>
JOHNSTONE, Liz	23	3	4	18	41	18	1	25	44	5	24	14	47	18	62
MILLAR, Glenn	3	3	1	2	16	1	0	2	13	2	4	1	6	4	6
MORRIS, Tim	19	5	6	14	31	12	6	6	18	1	9	21	51	7	20
PIERCE, Jill	13	2	2	4	14	2	1	3	17	1	5	2	15	6	39
SHAPCOTT, Isabel	5	3	0	4	10	2	3	8	11	1	3	5	9	2	10
<b>Tasmanian Greens</b>	<b>63</b>	<b>16</b>	<b>13</b>	<b>42</b>	<b>112</b>	<b>35</b>	<b>11</b>	<b>44</b>	<b>103</b>	<b>10</b>	<b>45</b>	<b>43</b>	<b>128</b>	<b>37</b>	<b>137</b>
DI FALCO, Carlo	38	10	8	28	81	29	24	5	36	10	11	21	66	54	21
<b>Shooters, Fishers, Farmers TAS</b>	<b>38</b>	<b>10</b>	<b>8</b>	<b>28</b>	<b>81</b>	<b>29</b>	<b>24</b>	<b>5</b>	<b>36</b>	<b>10</b>	<b>11</b>	<b>21</b>	<b>66</b>	<b>54</b>	<b>21</b>
McLAY, Sharon	18	5	1	12	17	10	9	4	35	3	2	3	53	27	11
<b>Animal Justice Party</b>	<b>18</b>	<b>5</b>	<b>1</b>	<b>12</b>	<b>17</b>	<b>10</b>	<b>9</b>	<b>4</b>	<b>35</b>	<b>3</b>	<b>2</b>	<b>3</b>	<b>53</b>	<b>27</b>	<b>11</b>
BATT, Edwin	8	0	89	9	18	1	6	1	6	2	4	4	19	16	9
BUTLER, Jen	31	10	8	17	106	11	23	4	20	4	8	8	84	53	10
GAFFNEY, Gerard	12	2	1	4	11	15	6	2	3	4	3	3	28	11	4
LAMBERT, Janet	39	7	7	20	139	11	8	4	13	6	11	5	42	37	14
WHITE, Rebecca	207	54	59	126	298	83	124	30	424	29	32	86	414	260	234
<b>Australian Labor Party</b>	<b>297</b>	<b>73</b>	<b>164</b>	<b>176</b>	<b>572</b>	<b>121</b>	<b>167</b>	<b>41</b>	<b>466</b>	<b>45</b>	<b>58</b>	<b>106</b>	<b>587</b>	<b>377</b>	<b>271</b>
LANE, George	7	3	1	4	11	5	3	5	20	1	5	4	7	10	11
<b>Ungrouped</b>	<b>7</b>	<b>3</b>	<b>1</b>	<b>4</b>	<b>11</b>	<b>5</b>	<b>3</b>	<b>5</b>	<b>20</b>	<b>1</b>	<b>5</b>	<b>4</b>	<b>7</b>	<b>10</b>	<b>11</b>
<b>Total formal votes</b>	<b>1238</b>	<b>337</b>	<b>319</b>	<b>411</b>	<b>2078</b>	<b>539</b>	<b>428</b>	<b>241</b>	<b>1185</b>	<b>161</b>	<b>321</b>	<b>289</b>	<b>1429</b>	<b>907</b>	<b>715</b>
Informal ballot papers	80	13	18	20	132	39	37	10	84	5	20	19	112	95	32
<b>Total ballot papers</b>	<b>1318</b>	<b>350</b>	<b>337</b>	<b>431</b>	<b>2210</b>	<b>578</b>	<b>465</b>	<b>251</b>	<b>1269</b>	<b>166</b>	<b>341</b>	<b>308</b>	<b>1541</b>	<b>1002</b>	<b>747</b>

## LYONS first preference votes, cont'd

Page 4 of 6

Candidates	Oatlands	Old Beach	Orford	Ouse	Perth	Pontville	Primrose Sands	Prospect Vale	Railton	Richmond	Ross	Scamander	Sheffield	Sorell	St Helens
BARNETT, Guy	138	337	124	74	529	98	66	338	133	185	59	64	240	354	136
BOWER, Susie	16	69	14	2	80	9	18	64	25	28	2	15	24	67	35
CAMERON, Stephanie	22	91	18	6	92	23	24	81	23	40	17	9	32	76	26
DERKSEN, Justin	27	99	18	19	33	29	12	13	8	32	10	6	16	75	17
SHELTON, Mark	93	112	37	25	328	43	38	282	96	56	34	40	142	172	63
TUCKER, John	60	97	43	11	79	34	28	46	33	63	37	75	29	136	180
<b>Liberal Party</b>	<b>356</b>	<b>805</b>	<b>254</b>	<b>137</b>	<b>1141</b>	<b>236</b>	<b>186</b>	<b>824</b>	<b>318</b>	<b>404</b>	<b>159</b>	<b>209</b>	<b>483</b>	<b>880</b>	<b>457</b>
JOHNSTONE, Liz	22	53	40	3	32	15	25	28	22	47	10	49	34	74	58
MILLAR, Glenn	0	12	3	3	12	2	3	9	2	9	0	4	7	14	8
MORRIS, Tim	15	24	15	6	27	10	8	22	11	15	8	15	19	22	23
PIERCE, Jill	1	15	6	3	15	3	3	10	4	14	2	2	10	18	12
SHAPCOTT, Isabel	1	15	3	0	9	3	6	7	5	12	2	3	15	17	10
<b>Tasmanian Greens</b>	<b>39</b>	<b>119</b>	<b>67</b>	<b>15</b>	<b>95</b>	<b>33</b>	<b>45</b>	<b>76</b>	<b>44</b>	<b>97</b>	<b>22</b>	<b>73</b>	<b>85</b>	<b>145</b>	<b>111</b>
DI FALCO, Carlo	33	48	14	24	60	28	28	23	49	30	16	13	40	84	32
<b>Shooters, Fishers, Farmers TAS</b>	<b>33</b>	<b>48</b>	<b>14</b>	<b>24</b>	<b>60</b>	<b>28</b>	<b>28</b>	<b>23</b>	<b>49</b>	<b>30</b>	<b>16</b>	<b>13</b>	<b>40</b>	<b>84</b>	<b>32</b>
McLAY, Sharon	10	26	5	8	33	6	17	13	8	6	6	8	13	52	15
<b>Animal Justice Party</b>	<b>10</b>	<b>26</b>	<b>5</b>	<b>8</b>	<b>33</b>	<b>6</b>	<b>17</b>	<b>13</b>	<b>8</b>	<b>6</b>	<b>6</b>	<b>8</b>	<b>13</b>	<b>52</b>	<b>15</b>
BATT, Edwin	44	19	7	6	5	22	7	7	8	13	5	5	11	30	7
BUTLER, Jen	16	44	9	6	61	18	20	24	13	13	9	16	25	30	73
GAFFNEY, Gerard	5	14	3	2	14	2	6	12	25	3	4	4	16	12	10
LAMBERT, Janet	16	20	5	7	139	13	17	38	33	6	18	11	36	41	32
WHITE, Rebecca	107	433	115	58	270	107	187	191	119	242	63	104	189	667	175
<b>Australian Labor Party</b>	<b>188</b>	<b>530</b>	<b>139</b>	<b>79</b>	<b>489</b>	<b>162</b>	<b>237</b>	<b>272</b>	<b>198</b>	<b>277</b>	<b>99</b>	<b>140</b>	<b>277</b>	<b>780</b>	<b>297</b>
LANE, George	7	17	9	7	7	3	0	8	9	8	2	11	13	22	15
<b>Ungrouped</b>	<b>7</b>	<b>17</b>	<b>9</b>	<b>7</b>	<b>7</b>	<b>3</b>	<b>0</b>	<b>8</b>	<b>9</b>	<b>8</b>	<b>2</b>	<b>11</b>	<b>13</b>	<b>22</b>	<b>15</b>
<b>Total formal votes</b>	<b>633</b>	<b>1545</b>	<b>488</b>	<b>270</b>	<b>1825</b>	<b>468</b>	<b>513</b>	<b>1216</b>	<b>626</b>	<b>822</b>	<b>304</b>	<b>454</b>	<b>911</b>	<b>1963</b>	<b>927</b>
Informal ballot papers	39	99	18	31	143	29	45	64	70	35	19	25	52	137	69
<b>Total ballot papers</b>	<b>672</b>	<b>1644</b>	<b>506</b>	<b>301</b>	<b>1968</b>	<b>497</b>	<b>558</b>	<b>1280</b>	<b>696</b>	<b>857</b>	<b>323</b>	<b>479</b>	<b>963</b>	<b>2100</b>	<b>996</b>

## LYONS first preference votes, cont'd

Page 5 of 6

Candidates	St Marys	Swansea	Taranna	Tea Tree	Triabunna	Tunnack	Westbury	Westerway	Wilmot
BARNETT, Guy	56	191	56	52	156	56	260	69	32
BOWER, Susie	6	27	8	6	11	3	100	8	14
CAMERON, Stephanie	14	25	7	12	18	3	76	9	8
DERKSEN, Justin	5	30	3	12	24	9	10	31	5
SHELTON, Mark	33	80	52	21	46	38	159	17	31
TUCKER, John	76	114	31	30	62	23	26	11	11
<b>Liberal Party</b>	<b>190</b>	<b>467</b>	<b>157</b>	<b>133</b>	<b>317</b>	<b>132</b>	<b>631</b>	<b>145</b>	<b>101</b>
JOHNSTONE, Liz	59	52	43	4	18	1	55	23	13
MILLAR, Glenn	4	5	6	1	4	0	4	3	2
MORRIS, Tim	21	7	17	9	6	5	15	13	15
PIERCE, Jill	6	6	12	2	1	1	15	3	9
SHAPCOTT, Isabel	7	4	7	2	1	3	13	4	3
<b>Tasmanian Greens</b>	<b>97</b>	<b>74</b>	<b>85</b>	<b>18</b>	<b>30</b>	<b>10</b>	<b>102</b>	<b>46</b>	<b>42</b>
DI FALCO, Carlo	31	23	8	13	30	20	47	18	8
<b>Shooters, Fishers, Farmers TAS</b>	<b>31</b>	<b>23</b>	<b>8</b>	<b>13</b>	<b>30</b>	<b>20</b>	<b>47</b>	<b>18</b>	<b>8</b>
McLAY, Sharon	16	12	8	7	3	2	21	17	0
<b>Animal Justice Party</b>	<b>16</b>	<b>12</b>	<b>8</b>	<b>7</b>	<b>3</b>	<b>2</b>	<b>21</b>	<b>17</b>	<b>0</b>
BATT, Edwin	8	7	5	3	7	6	13	6	0
BUTLER, Jen	22	19	6	6	9	4	95	12	7
GAFFNEY, Gerard	6	6	5	0	6	0	12	2	3
LAMBERT, Janet	31	7	6	1	7	5	38	8	4
WHITE, Rebecca	136	150	100	44	182	45	201	88	32
<b>Australian Labor Party</b>	<b>203</b>	<b>189</b>	<b>122</b>	<b>54</b>	<b>211</b>	<b>60</b>	<b>359</b>	<b>116</b>	<b>46</b>
LANE, George	11	2	5	1	11	2	6	2	1
<b>Ungrouped</b>	<b>11</b>	<b>2</b>	<b>5</b>	<b>1</b>	<b>11</b>	<b>2</b>	<b>6</b>	<b>2</b>	<b>1</b>
<b>Total formal votes</b>	<b>548</b>	<b>767</b>	<b>385</b>	<b>226</b>	<b>602</b>	<b>226</b>	<b>1 166</b>	<b>344</b>	<b>198</b>
Informal ballot papers	29	31	29	8	43	19	58	27	17
<b>Total ballot papers</b>	<b>577</b>	<b>798</b>	<b>414</b>	<b>234</b>	<b>645</b>	<b>245</b>	<b>1 224</b>	<b>371</b>	<b>215</b>

## LYONS first preference votes, cont'd

Page 6 of 6

Candidates	Total Ordinary Votes	Special votes										Total
		Granton Pre-Poll	New Norfolk Pre-Poll	Sorell Pre-Poll	St Helens Pre-Poll	Launceston Pre-Poll*	Other Out of Division Pre-Poll	Postal	Mobile	Out of Division	Provisional	
BARNETT, Guy	9 401	629	172	648	284	629	355	1 366	88	1 217	32	14 821
BOWER, Susie	1 598	89	21	104	29	116	85	186	19	258	12	2 517
CAMERON, Stephanie	2 121	115	19	116	38	118	73	222	21	313	12	3 168
DERKSEN, Justin	1 704	216	121	103	10	35	47	200	23	153	10	2 622
SHELTON, Mark	5 691	212	53	305	100	462	197	732	51	790	20	8 613
TUCKER, John	2 908	180	23	274	323	99	95	309	25	354	29	4 619
<b>Liberal Party</b>	<b>23 423</b>	<b>1 441</b>	<b>409</b>	<b>1 550</b>	<b>784</b>	<b>1 459</b>	<b>852</b>	<b>3 015</b>	<b>227</b>	<b>3 085</b>	<b>115</b>	<b>36 360</b>
JOHNSTONE, Liz	2 016	55	13	124	86	81	87	174	6	226	15	2 883
MILLAR, Glenn	309	18	2	36	5	24	22	35	3	55	2	511
MORRIS, Tim	915	67	22	80	39	42	48	135	10	139	5	1 502
PIERCE, Jill	485	18	5	40	10	17	32	41	10	76	3	737
SHAPCOTT, Isabel	413	11	7	25	12	19	28	48	1	93	3	660
<b>Tasmanian Greens</b>	<b>4 138</b>	<b>169</b>	<b>49</b>	<b>305</b>	<b>152</b>	<b>183</b>	<b>217</b>	<b>433</b>	<b>30</b>	<b>589</b>	<b>28</b>	<b>6 293</b>
DI FALCO, Carlo	2 055	186	35	125	43	53	75	265	11	301	26	3 175
<b>Shooters, Fishers, Farmers TAS</b>	<b>2 055</b>	<b>186</b>	<b>35</b>	<b>125</b>	<b>43</b>	<b>53</b>	<b>75</b>	<b>265</b>	<b>11</b>	<b>301</b>	<b>26</b>	<b>3 175</b>
McLAY, Sharon	851	59	24	45	35	36	48	158	6	140	9	1 411
<b>Animal Justice Party</b>	<b>851</b>	<b>59</b>	<b>24</b>	<b>45</b>	<b>35</b>	<b>36</b>	<b>48</b>	<b>158</b>	<b>6</b>	<b>140</b>	<b>9</b>	<b>1 411</b>
BATT, Edwin	779	71	16	24	12	21	18	92	16	86	6	1 141
BUTLER, Jen	1 694	233	69	70	86	69	51	185	14	155	9	2 635
GAFFNEY, Gerard	463	33	7	23	11	22	18	41	7	91	5	721
LAMBERT, Janet	1 502	108	20	39	43	114	43	148	17	230	14	2 278
WHITE, Rebecca	10 389	856	318	1 050	245	347	368	1 316	100	1 279	70	16 338
<b>Australian Labor Party</b>	<b>14 827</b>	<b>1 301</b>	<b>430</b>	<b>1 206</b>	<b>397</b>	<b>573</b>	<b>498</b>	<b>1 782</b>	<b>154</b>	<b>1 841</b>	<b>104</b>	<b>23 113</b>
LANE, George	432	28	4	36	18	15	13	63	0	60	5	674
<b>Ungrouped</b>	<b>432</b>	<b>28</b>	<b>4</b>	<b>36</b>	<b>18</b>	<b>15</b>	<b>13</b>	<b>63</b>	<b>0</b>	<b>60</b>	<b>5</b>	<b>674</b>
<b>Total formal votes</b>	<b>45 726</b>	<b>3 184</b>	<b>951</b>	<b>3 267</b>	<b>1 429</b>	<b>2 319</b>	<b>1 703</b>	<b>5 716</b>	<b>428</b>	<b>6 016</b>	<b>287</b>	<b>71 026</b>
Informal ballot papers	3 143	259	63	154	83	121	74	157	32	438	15	4 539
<b>Total ballot papers</b>	<b>48 869</b>	<b>3 443</b>	<b>1 014</b>	<b>3 421</b>	<b>1 512</b>	<b>2 440</b>	<b>1 777</b>	<b>5 873</b>	<b>460</b>	<b>6 454</b>	<b>302</b>	<b>75 565</b>

\*Launceston Pre-Poll centre was an out of division polling place for Lyons, but due to the large turnout, has been included separately from the amalgamation of figures from "Other Out of Division Pre-Poll" centres.



A person wearing glasses and a dark jacket is seated at a desk, working on a laptop. The desk is cluttered with papers, a blue pen, and red pens. In the background, a man in a dark puffer jacket stands near a doorway, and another person in a green hoodie is seen from behind. A woman in a black jacket and face mask is also visible in the background. A green text box is overlaid on the right side of the image.

# 2021 House of Assembly elections

Abstracts of the counts



# Division of BASS

## Distribution of preferences

Quota 11 226

		Liberal Party						Australian Labor Party						Animal Justice Party	Tasmanian Greens				Shooters, Fishers, Farmers TAS	Ungrouped				Total Votes	Remarks						
		ALEXANDER	COURTNEY	FERGUSON	GUTWEIN	KIESER	WOOD	Total	FINLAY	HINDS	HOUSTON	O'BYRNE	POWELL	Total	WOODBURY	Total	DAVENPORT	HALL	HOUGHTON	LAYTON-BENNETT	ROSOL	Total	HARVEY			Total	RAMAGE	Total	Exhausted Votes	Loss (Gain) by Fraction	
Count 1	Primary votes	511	2 227	3 806	32 482	646	707	<b>40 379</b>	5 830	1 663	1 512	7 813	706	<b>17 524</b>	1 242	<b>1 242</b>	2 952	886	561	1 091	691	<b>6 181</b>	1 649	<b>1 649</b>	377	<b>377</b>	0	0	<b>67 352</b>	GUTWEIN elected 1	
Count 2	Votes transferred	914	9 294	7 208	-21 256	797	1 108	<b>-1 935</b>	496	113	90	577	38	<b>1 314</b>	125	<b>125</b>	75	39	24	37	23	<b>198</b>	255	<b>255</b>	32	<b>32</b>	0	11		GUTWEIN's surplus distributed	
	Progress totals	1 425	11 521	11 014	11 226	1 443	1 815	<b>38 444</b>	6 326	1 776	1 602	8 390	744	<b>18 838</b>	1 367	<b>1 367</b>	3 027	925	585	1 128	714	<b>6 379</b>	1 904	<b>1 904</b>	409	<b>409</b>	0	11	<b>67 352</b>	COURTNEY elected 2	
Count 3	Votes transferred	70	- 295	141		14	47	<b>- 23</b>	6	1	0	7	0	<b>14</b>	1	<b>1</b>	0	0	0	0	0	<b>0</b>	1	<b>1</b>	0	<b>0</b>	0	7		COURTNEY's surplus distributed	
	Progress totals	1 495	11 226	11 155	11 226	1 457	1 862	<b>38 421</b>	6 332	1 777	1 602	8 397	744	<b>18 852</b>	1 368	<b>1 368</b>	3 027	925	585	1 128	714	<b>6 379</b>	1 905	<b>1 905</b>	409	<b>409</b>	0	18	<b>67 352</b>		
Counts 4 to 6	Votes transferred	8		10		6	7	<b>31</b>	33	10	12	11	4	<b>70</b>	70	<b>70</b>	31	15	8	13	8	<b>75</b>	156	<b>156</b>	- 409	<b>- 409</b>	0	7		RAMAGE excluded	
	Progress totals	1 503	11 226	11 165	11 226	1 463	1 869	<b>38 452</b>	6 365	1 787	1 614	8 408	748	<b>18 922</b>	1 438	<b>1 438</b>	3 058	940	593	1 141	722	<b>6 454</b>	2 061	<b>2 061</b>	0	<b>0</b>	0	25	<b>67 352</b>		
Counts 7 to 9	Votes transferred	2		4		1	0	<b>7</b>	12	3	12	9	2	<b>38</b>	9	<b>9</b>	237	52	- 593	192	46	<b>- 66</b>	6	<b>6</b>			0	6		HOUGHTON excluded	
	Progress totals	1 505	11 226	11 169	11 226	1 464	1 869	<b>38 459</b>	6 377	1 790	1 626	8 417	750	<b>18 960</b>	1 447	<b>1 447</b>	3 295	992	0	1 333	768	<b>6 388</b>	2 067	<b>2 067</b>			0	31	<b>67 352</b>		
Counts 10 to 12	Votes transferred	7		12		5	9	<b>33</b>	79	263	201	111	- 750	<b>- 96</b>	15	<b>15</b>	12	17			4	2	<b>35</b>	7	<b>7</b>			0	6		POWELL excluded
	Progress totals	1 512	11 226	11 181	11 226	1 469	1 878	<b>38 492</b>	6 456	2 053	1 827	8 528	0	<b>18 864</b>	1 462	<b>1 462</b>	3 307	1 009		1 337	770	<b>6 423</b>	2 074	<b>2 074</b>			0	37	<b>67 352</b>		
Counts 13 to 15	Votes transferred	0		3		2	3	<b>8</b>	25	2	5	19		<b>51</b>	14	<b>14</b>	252	219		218	- 770	<b>- 81</b>	3	<b>3</b>			0	5		ROSOL excluded	
	Progress totals	1 512	11 226	11 184	11 226	1 471	1 881	<b>38 500</b>	6 481	2 055	1 832	8 547		<b>18 915</b>	1 476	<b>1 476</b>	3 559	1 228		1 555	0	<b>6 342</b>	2 077	<b>2 077</b>			0	42	<b>67 352</b>		
Counts 16 to 18	Votes transferred	8		15		3	5	<b>31</b>	47	13	19	35		<b>114</b>	33	<b>33</b>	493	- 1 228		536		<b>- 199</b>	16	<b>16</b>			1	4		HALL excluded	
	Progress totals	1 520	11 226	11 199	11 226	1 474	1 886	<b>38 531</b>	6 528	2 068	1 851	8 582		<b>19 029</b>	1 509	<b>1 509</b>	4 052	0		2 091		<b>6 143</b>	2 093	<b>2 093</b>			1	46	<b>67 352</b>		
Count 19	Votes transferred	146		212		- 659	202	<b>- 99</b>	22	12	10	22		<b>66</b>	11	<b>11</b>	3			4		<b>7</b>	15	<b>15</b>			0	0		KIESER part excluded	
	Progress totals	1 666	11 226	11 411	11 226	815	2 088	<b>38 432</b>	6 550	2 080	1 861	8 604		<b>19 095</b>	1 520	<b>1 520</b>	4 055			2 095		<b>6 150</b>	2 108	<b>2 108</b>			1	46	<b>67 352</b>	FERGUSON elected 3	
Counts 20 to 21	Votes transferred	214				- 815	538	<b>- 63</b>	13	5	3	20		<b>41</b>	4	<b>4</b>	1			2		<b>3</b>	11	<b>11</b>			1	3		KIESER fully excluded	
	Progress totals	1 880	11 226	11 411	11 226	0	2 626	<b>38 369</b>	6 563	2 085	1 864	8 624		<b>19 136</b>	1 524	<b>1 524</b>	4 056			2 097		<b>6 153</b>	2 119	<b>2 119</b>			2	49	<b>67 352</b>		
Count 22	Votes transferred	70		- 185			96	<b>- 19</b>	2	1	1	4		<b>8</b>	1	<b>1</b>	0			0		<b>0</b>	3	<b>3</b>			0	7		FERGUSON's surplus distributed	
	Progress totals	1 950	11 226	11 226	11 226		2 722	<b>38 350</b>	6 565	2 086	1 865	8 628		<b>19 144</b>	1 525	<b>1 525</b>	4 056			2 097		<b>6 153</b>	2 122	<b>2 122</b>			2	56	<b>67 352</b>		
Counts 23 to 26	Votes transferred	94					75	<b>169</b>	126	53	71	166		<b>416</b>	- 1 525	<b>- 1 525</b>	271					<b>532</b>	391	<b>391</b>			12	5		WOODBURY excluded	
	Progress totals	2 044	11 226	11 226	11 226		2 797	<b>38 519</b>	6 691	2 139	1 936	8 794		<b>19 560</b>	0	<b>0</b>	4 327					<b>6 685</b>	2 513	<b>2 513</b>			14	61	<b>67 352</b>		
Counts 27 to 30	Votes transferred	39					37	<b>76</b>	550	430	- 1 936	722		<b>- 234</b>			50					<b>91</b>	51	<b>51</b>			14	2		HOUSTON excluded	
	Progress totals	2 083	11 226	11 226	11 226		2 834	<b>38 595</b>	7 241	2 569	0	9 516		<b>19 326</b>			4 377					<b>6 776</b>	2 564	<b>2 564</b>			28	63	<b>67 352</b>		
Counts 31 to 34	Votes transferred	- 2 083					1 667	<b>- 416</b>	77	21		96		<b>194</b>			29					<b>62</b>	41	<b>41</b>			116	3		ALEXANDER excluded	
	Progress totals	0	11 226	11 226	11 226		4 501	<b>38 179</b>	7 318	2 590		9 612		<b>19 520</b>			4 406					<b>6 838</b>	2 605	<b>2 605</b>			144	66	<b>67 352</b>		
Counts 35 to 38	Votes transferred						17	<b>17</b>	109	20		161		<b>290</b>			2 011					<b>- 421</b>	55	<b>55</b>			62	(3)		LAYTON-BENNETT excluded	
	Progress totals		11 226	11 226	11 226		4 518	<b>38 196</b>	7 427	2 610		9 773		<b>19 810</b>			6 417					<b>6 417</b>	2 660	<b>2 660</b>			206	63	<b>67 352</b>		
Counts 39 to 42	Votes transferred						76	<b>76</b>	1 058	- 2 610		1 191		<b>- 361</b>			123					<b>123</b>	107	<b>107</b>			55	0		HINDS excluded	
	Progress totals		11 226	11 226	11 226		4 594	<b>38 272</b>	8 485	0		10 964		<b>19 449</b>			6 540					<b>6 540</b>	2 767	<b>2 767</b>			261	63	<b>67 352</b>		
Count 43	Votes transferred						684	<b>684</b>	446			524		<b>970</b>			419					<b>419</b>	- 2 382	<b>- 2 382</b>			309	0		HARVEY part excluded	
	Progress totals		11 226	11 226	11 226		5 278	<b>38 956</b>	8 931			11 488		<b>20 419</b>			6 959					<b>6 959</b>	385	<b>385</b>			570	63	<b>67 352</b>	O'BYRNE elected 4	
Counts 44 to 46	Votes transferred						186	<b>186</b>	46					<b>46</b>			28					<b>28</b>	- 385	<b>- 385</b>			129	(4)		HARVEY fully excluded	
	Progress totals		11 226	11 226	11 226		5 464	<b>39 142</b>	8 977			11 488		<b>20 465</b>			6 987					<b>6 987</b>	0	<b>0</b>			699	59	<b>67 352</b>		
Count 47	Votes transferred						32	<b>32</b>	145					<b>- 117</b>			14					<b>14</b>					69	2		O'BYRNE's surplus distributed	
	Progress totals		11 226	11 226	11 226		5 496	<b>39 174</b>	9 122			11 226		<b>20 348</b>			7 001					<b>7 001</b>					768	61	<b>67 352</b>		
Counts 48 to 52	Votes transferred						- 5 496	<b>- 5 496</b>	2 061					<b>2 061</b>			683					<b>683</b>					2 761	(9)		WOOD excluded	
	Progress totals		11 226	11 226	11 226		0	<b>33 678</b>	11 183			11 226		<b>22 409</b>			7 684					<b>7 684</b>					3 529	52	<b>67 352</b>	FINLAY elected 5	



# Division of BRADDON

## Distribution of preferences

Quota 11 661

		Shooters, Fishers, Farmers TAS		Australian Labor Party						Liberal Party						Tasmanian Greens					Ungrouped			Total	Exhausted Votes	Loss (Gain) by Fraction	Total Votes	Remarks			
		JONES	SWANSON	Total	BROAD	DIPROSE	DOW	KEY	RIPPON	Total	BROOKS	ELLIS	HENDRIKS	JAENSCH	ROCKLIFF	SHEEHAN	Total	BRIGGS	CORBETT	MILNE	MURRAY	PARSONS	Total						GARLAND	HAMER	MORGAN
Count 1	Primary votes	1 648	990	<b>2 638</b>	6 034	1 300	5 640	4 132	1 454	<b>18 560</b>	6 202	6 229	1 856	4 833	19 186	1 708	<b>40 014</b>	1 853	372	670	584	403	<b>3 882</b>	4 236	337	294	<b>4 867</b>	0	0	<b>69 961</b>	<b>ROCKLIFF elected 1</b>
Count 2	Votes transferred	21	10	<b>31</b>	80	19	58	45	16	<b>218</b>	2 155	1 074	856	2 525	-7 525	576	<b>- 339</b>	15	5	8	5	2	<b>35</b>	38	3	4	<b>45</b>	0	10	<b>69 961</b>	ROCKLIFF's surplus distributed
	Progress totals	1 669	1 000	<b>2 669</b>	6 114	1 319	5 698	4 177	1 470	<b>18 778</b>	8 357	7 303	2 712	7 358	11 661	2 284	<b>39 675</b>	1 868	377	678	589	405	<b>3 917</b>	4 274	340	298	<b>4 912</b>	0	10	<b>69 961</b>	
Counts 3 to 4	Votes transferred	20	8	<b>28</b>	5	2	4	5	2	<b>18</b>	10	9	3	5		<b>4</b>	<b>31</b>	8	2	2	4	3	<b>19</b>	132	68	-298	<b>- 98</b>	0	2	<b>69 961</b>	MORGAN excluded
	Progress totals	1 689	1 008	<b>2 697</b>	6 119	1 321	5 702	4 182	1 472	<b>18 796</b>	8 367	7 312	2 715	7 363	11 661	2 288	<b>39 706</b>	1 876	379	680	593	408	<b>3 936</b>	4 406	408	0	<b>4 814</b>	0	12	<b>69 961</b>	
Counts 5 to 6	Votes transferred	3	1	<b>4</b>	2	6	3	5	2	<b>18</b>	6	5	3	2		<b>1</b>	<b>17</b>	125	-379	136	46	17	<b>- 55</b>	8	4		<b>12</b>	0	4	<b>69 961</b>	CORBETT excluded
	Progress totals	1 692	1 009	<b>2 701</b>	6 121	1 327	5 705	4 187	1 474	<b>18 814</b>	8 373	7 317	2 718	7 365	11 661	2 289	<b>39 723</b>	2 001	0	816	639	425	<b>3 881</b>	4 414	412		<b>4 826</b>	0	16	<b>69 961</b>	
Counts 7 to 8	Votes transferred	19	23	<b>42</b>	7	10	13	9	4	<b>43</b>	13	8	8	8		<b>9</b>	<b>46</b>	6		15	5	4	<b>30</b>	249	-412		<b>- 163</b>	0	2	<b>69 961</b>	HAMER excluded
	Progress totals	1 711	1 032	<b>2 743</b>	6 128	1 337	5 718	4 196	1 478	<b>18 857</b>	8 386	7 325	2 726	7 373	11 661	2 298	<b>39 769</b>	2 007		831	644	429	<b>3 911</b>	4 663	0		<b>4 663</b>	0	18	<b>69 961</b>	
Counts 9 to 10	Votes transferred	7	4	<b>11</b>	6	3	12	5	6	<b>32</b>	5	0	4	4		<b>2</b>	<b>15</b>	163		56	143	-429	<b>- 67</b>	8			<b>8</b>	0	1	<b>69 961</b>	PARSONS excluded
	Progress totals	1 718	1 036	<b>2 754</b>	6 134	1 340	5 730	4 201	1 484	<b>18 889</b>	8 391	7 325	2 730	7 377	11 661	2 300	<b>39 784</b>	2 170		887	787	0	<b>3 844</b>	4 671			<b>4 671</b>	0	19	<b>69 961</b>	
Counts 11 to 12	Votes transferred	2	4	<b>6</b>	5	4	27	13	6	<b>55</b>	8	3	8	3		<b>4</b>	<b>26</b>	214		471	-787		<b>- 102</b>	12			<b>12</b>	0	3	<b>69 961</b>	MURRAY excluded
	Progress totals	1 720	1 040	<b>2 760</b>	6 139	1 344	5 757	4 214	1 490	<b>18 944</b>	8 399	7 328	2 738	7 380	11 661	2 304	<b>39 810</b>	2 384		1 358	0		<b>3 742</b>	4 683			<b>4 683</b>	0	22	<b>69 961</b>	
Counts 13 to 14	Votes transferred	855	-1 040	<b>- 185</b>	24	19	23	12	26	<b>104</b>	9	6	10	1		<b>7</b>	<b>33</b>	5		5			<b>10</b>	35			<b>35</b>	0	3	<b>69 961</b>	SWANSON excluded
	Progress totals	2 575	0	<b>2 575</b>	6 163	1 363	5 780	4 226	1 516	<b>19 048</b>	8 408	7 334	2 748	7 381	11 661	2 311	<b>39 843</b>	2 389		1 363			<b>3 752</b>	4 718			<b>4 718</b>	0	25	<b>69 961</b>	
Counts 15 to 16	Votes transferred	18		<b>18</b>	383	-1 363	250	420	140	<b>- 170</b>	27	29	19	17		<b>20</b>	<b>112</b>	5		13			<b>18</b>	14			<b>14</b>	3	5	<b>69 961</b>	DIPROSE excluded (by count-back)
	Progress totals	2 593		<b>2 593</b>	6 546	0	6 030	4 646	1 656	<b>18 878</b>	8 435	7 363	2 767	7 398	11 661	2 331	<b>39 955</b>	2 394		1 376			<b>3 770</b>	4 732			<b>4 732</b>	3	30	<b>69 961</b>	
Counts 17 to 18	Votes transferred	14		<b>14</b>	30		31	31	26	<b>118</b>	12	12	21	5		<b>12</b>	<b>62</b>	1 137		-1 376			<b>- 239</b>	39			<b>39</b>	4	2	<b>69 961</b>	MILNE excluded
	Progress totals	2 607		<b>2 607</b>	6 576		6 061	4 677	1 682	<b>18 996</b>	8 447	7 375	2 788	7 403	11 661	2 343	<b>40 017</b>	3 531		0			<b>3 531</b>	4 771			<b>4 771</b>	7	32	<b>69 961</b>	
Counts 19 to 20	Votes transferred	27		<b>27</b>	329		549	591	-1 682	<b>- 213</b>	36	28	19	15		<b>28</b>	<b>126</b>	33				<b>33</b>	17				<b>17</b>	6	4	<b>69 961</b>	RIPPON excluded
	Progress totals	2 634		<b>2 634</b>	6 905		6 610	5 268	0	<b>18 783</b>	8 483	7 403	2 807	7 418	11 661	2 371	<b>40 143</b>	3 564				<b>3 564</b>	4 788			<b>4 788</b>	13	36	<b>69 961</b>		
Counts 21 to 22	Votes transferred	28		<b>28</b>	43		35	40		<b>118</b>	410	600	846	311		<b>-2 371</b>	<b>- 204</b>	23				<b>23</b>	19				<b>19</b>	11	5	<b>69 961</b>	SHEEHAN excluded
	Progress totals	2 662		<b>2 662</b>	6 948		6 645	5 308		<b>18 901</b>	8 893	8 003	3 653	7 729	11 661	0	<b>39 939</b>	3 587				<b>3 587</b>	4 807			<b>4 807</b>	24	41	<b>69 961</b>		
Counts 23 to 24	Votes transferred	-2 662		<b>-2 662</b>	343		249	296		<b>888</b>	374	234	156	154		<b>918</b>	<b>95</b>	95				<b>95</b>	730			<b>730</b>	28	3	<b>69 961</b>	JONES excluded	
	Progress totals	0		<b>0</b>	7 291		6 894	5 604		<b>19 789</b>	9 267	8 237	3 809	7 883	11 661		<b>40 857</b>	3 682				<b>3 682</b>	5 537			<b>5 537</b>	52	44	<b>69 961</b>		
Counts 25 to 26	Votes transferred				398		507	537		<b>1 442</b>	84	110	102	100		<b>396</b>	<b>-3 682</b>	-3 682				<b>-3 682</b>	1 035			<b>1 035</b>	808	1	<b>69 961</b>	BRIGGS excluded	
	Progress totals				7 689		7 401	6 141		<b>21 231</b>	9 351	8 347	3 911	7 983	11 661		<b>41 253</b>	0				<b>0</b>	6 572			<b>6 572</b>	860	45	<b>69 961</b>		
Counts 27 to 28	Votes transferred				74		83	103		<b>260</b>	678	1 142	-3 911	1 711		<b>- 380</b>							<b>49</b>				<b>49</b>	73	(2)	<b>69 961</b>	HENDRIKS excluded
	Progress totals				7 763		7 484	6 244		<b>21 491</b>	10 029	9 489	0	9 694	11 661		<b>40 873</b>						<b>6 621</b>			<b>6 621</b>	933	43	<b>69 961</b>		
Counts 29 to 30	Votes transferred				2 430		3 165	-6 244		<b>- 649</b>	146	131		84		<b>361</b>							<b>144</b>				<b>144</b>	146	(2)	<b>69 961</b>	KEY excluded
	Progress totals				10 193		10 649	0		<b>20 842</b>	10 175	9 620		9 778	11 661		<b>41 234</b>						<b>6 765</b>			<b>6 765</b>	1 079	41	<b>69 961</b>		
Count 31	Votes transferred				1 414		1 992			<b>3 406</b>	548	679		773		<b>2 000</b>							<b>-6 702</b>			<b>-6 702</b>	1 296	0	<b>69 961</b>	GARLAND part excluded	
	Progress totals				11 607		<b>12 641</b>			<b>24 248</b>	10 723	10 299		10 551	11 661		<b>43 234</b>						<b>63</b>			<b>63</b>	2 375	41	<b>69 961</b>	<b>DOW elected 2</b>	
Count 32	Votes transferred				9					<b>9</b>	13	10		24		<b>47</b>							<b>- 63</b>			<b>- 63</b>	12	(5)	<b>69 961</b>	GARLAND fully excluded	
	Progress totals				11 616		<b>12 641</b>			<b>24 257</b>	10 736	10 309		10 575	11 661		<b>43 281</b>						<b>0</b>			<b>0</b>	2 387	36	<b>69 961</b>		
Count 33	Votes transferred				778		-980			<b>- 202</b>	26	34		44		<b>104</b>											<b>96</b>	2	<b>69 961</b>	DOW's surplus distributed	
	Progress totals				<b>12 394</b>		<b>11 661</b>			<b>24 055</b>	10 762	10 343		10 619	11 661		<b>43 385</b>										<b>2 483</b>	38	<b>69 961</b>	<b>BROAD elected 3</b>	
Count 34	Votes transferred				-733					<b>- 733</b>	97	204		278		<b>579</b>											<b>152</b>	2	<b>69 961</b>	BROAD's surplus distributed	
	Progress totals				<b>11 661</b>		<b>11 661</b>			<b>23 322</b>	<b>10 859</b>	10 547		<b>10 897</b>	11 661		<b>43 964</b>										<b>2 635</b>	40	<b>69 961</b>	<b>JAENSCH elected 4, BROOKS elected 5</b>	



# Division of CLARK

## Distribution of preferences

Quota 10626

		Tasmanian Greens					Group B		Australian Labor Party					Federation Party Tasmania	Animal Justice Party	Shooters, Fishers, Farmers TAS		Group G		Liberal Party					Ungrouped			Total Votes	Remarks									
		BAYLEY	O'CONNOR	SMITH	TAYLOR	VOLF	Total	JOHNSTON	Total	CARNES	CLARK	DAVIS	HADDAD	MITCHELL	Total	STRINGER	Total	WESTCOTT	Total	BENNETT	LARGE	Total	HICKEY	Total	ARCHER	BEHRAKIS	COATS			LENNON	OGILVIE	Total	DUTTA	EWIN	GERSHWIN	Total	Exhausted Votes	Loss (Gain) by Fraction
Count 1	Primary votes	1 372	9 469	546	943	442	<b>12 772</b>	6 994	6 994	1 191	1 597	1 986	7 998	1 294	<b>14 066</b>	154	<b>154</b>	902	902	310	588	<b>898</b>	6 261	<b>6 261</b>	9 402	3 722	1 690	1 488	3 992	<b>20 294</b>	615	537	260	<b>1 412</b>	0	0	<b>63 753</b>	First preferences
Count 2	Votes transferred	0	4	2	2	0	<b>8</b>	19	19	6	3	3	6	3	<b>21</b>	-154	<b>-154</b>	25	25	21	12	<b>33</b>	9	<b>9</b>	11	6	3	2	6	<b>28</b>	6	3	2	<b>11</b>	0	0		STRINGER excluded
	Progress totals	1 372	9 473	548	945	442	<b>12 780</b>	7 013	7 013	1 197	1 600	1 989	8 004	1 297	<b>14 087</b>	0	<b>0</b>	927	927	331	600	<b>931</b>	6 270	<b>6 270</b>	9 413	3 728	1 693	1 490	3 998	<b>20 322</b>	621	540	262	<b>1 423</b>	0	0	<b>63 753</b>	
Count 3	Votes transferred	13	38	5	4	4	<b>64</b>	35	35	0	1	2	8	0	<b>11</b>			5	5	2	10	<b>12</b>	12	<b>12</b>	5	2	2	5	5	<b>19</b>	47	57	-262	<b>-158</b>	0	0		GERSHWIN excluded
	Progress totals	1 385	9 511	553	949	446	<b>12 844</b>	7 048	7 048	1 197	1 601	1 991	8 012	1 297	<b>14 098</b>			932	932	333	610	<b>943</b>	6 282	<b>6 282</b>	9 418	3 730	1 695	1 495	4 003	<b>20 341</b>	668	597	0	<b>1 265</b>	0	0	<b>63 753</b>	
Count 4	Votes transferred	0	1	0	1	0	<b>2</b>	3	3	1	0	1	2	43	<b>47</b>			0	0	-333	254	<b>-79</b>	4	<b>4</b>	6	5	4	2	6	<b>23</b>	0	0		<b>0</b>	0	0		BENNETT excluded
	Progress totals	1 385	9 512	553	950	446	<b>12 846</b>	7 051	7 051	1 198	1 601	1 992	8 014	1 340	<b>14 145</b>			932	932	0	864	<b>864</b>	6 286	<b>6 286</b>	9 424	3 735	1 699	1 497	4 009	<b>20 364</b>	668	597		<b>1 265</b>	0	0	<b>63 753</b>	
Count 5	Votes transferred	26	46	147	149	-446	<b>-78</b>	14	14	18	5	4	11	3	<b>41</b>			14	14		0	<b>0</b>	4	<b>4</b>	0	0	0	4	<b>4</b>	1	0		<b>1</b>	0	0		VOLF excluded	
	Progress totals	1 411	9 558	700	1 099	0	<b>12 768</b>	7 065	7 065	1 216	1 606	1 996	8 025	1 343	<b>14 186</b>			946	946		864	<b>864</b>	6 290	<b>6 290</b>	9 424	3 735	1 699	1 497	4 013	<b>20 368</b>	669	597		<b>1 266</b>	0	0	<b>63 753</b>	
Count 6	Votes transferred	31	122	16	35		<b>204</b>	82	82	1	0	3	46	6	<b>56</b>			14	14		2	<b>2</b>	34	<b>34</b>	2	4	1	3	1	<b>11</b>	194	-597		<b>-403</b>	0	0		EWIN excluded
	Progress totals	1 442	9 680	716	1 134		<b>12 972</b>	7 147	7 147	1 217	1 606	1 999	8 071	1 349	<b>14 242</b>			960	960		866	<b>866</b>	6 324	<b>6 324</b>	9 426	3 739	1 700	1 500	4 014	<b>20 379</b>	863	0		<b>863</b>	0	0	<b>63 753</b>	
Count 7	Votes transferred	321	238	-716	45		<b>-112</b>	13	13	4	9	5	16	20	<b>54</b>			13	13		2	<b>2</b>	9	<b>9</b>	4	2	8	0	2	<b>16</b>	5			<b>5</b>	0	0		SMITH excluded
	Progress totals	1 763	9 918	0	1 179		<b>12 860</b>	7 160	7 160	1 221	1 615	2 004	8 087	1 369	<b>14 296</b>			973	973		868	<b>868</b>	6 333	<b>6 333</b>	9 430	3 741	1 708	1 500	4 016	<b>20 395</b>	868			<b>868</b>	0	0	<b>63 753</b>	
Count 8	Votes transferred	63	182		46		<b>291</b>	160	160	6	6	10	77	8	<b>107</b>			64	64		25	<b>25</b>	139	<b>139</b>	26	17	8	6	23	<b>80</b>	-868			<b>-868</b>	2	0		DUTTA excluded (by count-back)
	Progress totals	1 826	10 100		1 225		<b>13 151</b>	7 320	7 320	1 227	1 621	2 014	8 164	1 377	<b>14 403</b>			1 037	1 037		893	<b>893</b>	6 472	<b>6 472</b>	9 456	3 758	1 716	1 506	4 039	<b>20 475</b>	0			<b>0</b>	2	0	<b>63 753</b>	
Count 9	Votes transferred	9	24		5		<b>38</b>	100	100	32	31	33	54	27	<b>177</b>			123	123		-893	<b>-893</b>	128	<b>128</b>	95	61	53	39	57	<b>305</b>				<b>22</b>	0			LARGE excluded
	Progress totals	1 835	10 124		1 230		<b>13 189</b>	7 420	7 420	1 259	1 652	2 047	8 218	1 404	<b>14 580</b>			1 160	1 160		0	<b>0</b>	6 600	<b>6 600</b>	9 551	3 819	1 769	1 545	4 096	<b>20 780</b>				<b>24</b>	0	<b>63 753</b>		
Count 10	Votes transferred	79	218		91		<b>388</b>	162	162	29	23	30	89	42	<b>213</b>			-1 160	-1 160				<b>180</b>	<b>180</b>	46	30	23	19	54	<b>172</b>				<b>45</b>	0			WESTCOTT excluded
	Progress totals	1 914	10 342		1 321		<b>13 577</b>	7 582	7 582	1 288	1 675	2 077	8 307	1 446	<b>14 793</b>			0	0				<b>6 780</b>	<b>6 780</b>	9 597	3 849	1 792	1 564	4 150	<b>20 952</b>				<b>69</b>	0	<b>63 753</b>		
Count 11	Votes transferred	8	15		11		<b>34</b>	28	28	-1 288	132	374	347	305	<b>-130</b>								<b>33</b>	<b>33</b>	8	3	3	1	19	<b>34</b>				<b>1</b>	0			CARNES excluded
	Progress totals	1 922	10 357		1 332		<b>13 611</b>	7 610	7 610	0	1 807	2 451	8 654	1 751	<b>14 663</b>								<b>6 813</b>	<b>6 813</b>	9 605	3 852	1 795	1 565	4 169	<b>20 986</b>				<b>70</b>	0	<b>63 753</b>		
Count 12	Votes transferred	382	713		-1 332		<b>-237</b>	43	43		22	29	58	14	<b>123</b>								<b>29</b>	<b>29</b>	8	9	3	4	13	<b>37</b>				<b>5</b>	0			TAYLOR excluded
	Progress totals	2 304	11 070		0		<b>13 374</b>	7 653	7 653		1 829	2 480	8 712	1 765	<b>14 786</b>								<b>6 842</b>	<b>6 842</b>	9 613	3 861	1 798	1 569	4 182	<b>21 023</b>				<b>75</b>	0	<b>63 753</b>	O'CONNOR elected 1	
Count 13	Votes transferred	394	-444				<b>-50</b>	13	13		0	1	17	0	<b>18</b>								<b>6</b>	<b>6</b>	1	0	0	0	1	<b>2</b>				<b>7</b>	4			O'CONNOR's surplus distributed
	Progress totals	2 698	10 626				<b>13 324</b>	7 666	7 666		1 829	2 481	8 729	1 765	<b>14 804</b>								<b>6 848</b>	<b>6 848</b>	9 614	3 861	1 798	1 569	4 183	<b>21 025</b>				<b>82</b>	4	<b>63 753</b>		
Count 14	Votes transferred	7					<b>7</b>	26	26		20	10	12	2	<b>44</b>								<b>42</b>	<b>42</b>	302	470	255	-1 569	420	<b>-122</b>				<b>3</b>	0			LENNON excluded
	Progress totals	2 705	10 626				<b>13 331</b>	7 692	7 692		1 849	2 491	8 741	1 767	<b>14 848</b>								<b>6 890</b>	<b>6 890</b>	9 916	4 331	2 053	0	4 603	<b>20 903</b>				<b>85</b>	4	<b>63 753</b>		
Counts 15 to 16	Votes transferred	24					<b>24</b>	46	46		527	270	763	-1 767	<b>-207</b>								<b>52</b>	<b>52</b>	16	9	21		20	<b>66</b>				<b>19</b>	0			MITCHELL excluded
	Progress totals	2 729	10 626				<b>13 355</b>	7 738	7 738		2 376	2 761	9 504	0	<b>14 641</b>								<b>6 942</b>	<b>6 942</b>	9 932	4 340	2 074		4 623	<b>20 969</b>				<b>104</b>	4	<b>63 753</b>		
Count 17	Votes transferred	8					<b>8</b>	40	40		33	21	19		<b>73</b>								<b>51</b>	<b>51</b>	749	499	-2 074		633	<b>-193</b>				<b>21</b>	0			COATS excluded
	Progress totals	2 737	10 626				<b>13 363</b>	7 778	7 778		2 409	2 782	9 523		<b>14 714</b>								<b>6 993</b>	<b>6 993</b>	10 681	4 839	0	5 256	<b>20 776</b>				<b>125</b>	4	<b>63 753</b>	ARCHER elected 2		
Count 18	Votes transferred	0					<b>0</b>	0	0		0	0	0		<b>0</b>								<b>0</b>	<b>0</b>	-55	32		17	<b>-6</b>				<b>0</b>	6			ARCHER's surplus distributed	
	Progress totals	2 737	10 626				<b>13 363</b>	7 778	7 778		2 409	2 782	9 523		<b>14 714</b>								<b>6 993</b>	<b>6 993</b>	10 626	4 871		5 273	<b>20 770</b>				<b>125</b>	10	<b>63 753</b>			
Counts 19 to 21	Votes transferred	24					<b>24</b>	64	64		-2 409	1 224	911		<b>-274</b>								<b>79</b>	<b>79</b>		25		43	<b>68</b>				<b>39</b>	0			CLARK excluded	
	Progress totals	2 761	10 626				<b>13 387</b>	7 8																														



# Division of FRANKLIN

## Distribution of preferences

Quota 11 544

		Shooters, Fishers, Farmers TAS				Tasmanian Greens					Australian Labor Party					Animal Justice Party	Liberal Party				Ungrouped			Total Exhausted Votes	Loss (Gain) by Fraction	Total Votes	Remarks						
		BROADBY	BYFIELD	CAIRNS	Total	CORDOVER	DARKO	HARRISON	VERRIER	WOODRUFF	Total	BRUMBY	CANGELOSI	O'BYRNE	STANDEN	THORPE	WINTER	Total	TANNER	Total	ENDERS	PETRUSMA	STREET					WALKER	YOUNG	Total	FLANNERY	SPILOPOULOS	Total
Count 1	Primary votes	788	627	594	<b>2 009</b>	606	671	745	939	10 161	<b>13 122</b>	2 020	724	7 538	3 107	1 753	7 859	<b>23 001</b>	1 227	<b>1 227</b>	3 271	14 550	5 783	2 468	3 196	<b>29 268</b>	379	252	<b>631</b>	0	0	69 258	PETRUSMA elected 1
Count 2	Votes transferred	8	7	4	<b>19</b>	1	1	3	6	21	<b>32</b>	10	2	44	16	8	38	<b>118</b>	12	<b>12</b>	688	-3 006	1 146	413	563	<b>-196</b>	2	5	<b>7</b>	0	8	69 258	PETRUSMA's surplus distributed
	Progress totals	796	634	598	<b>2 028</b>	607	672	748	945	10 182	<b>13 154</b>	2 030	726	7 582	3 123	1 761	7 897	<b>23 119</b>	1 239	<b>1 239</b>	3 959	11 544	6 929	2 881	3 759	<b>29 072</b>	381	257	<b>638</b>	0	8	69 258	
Counts 3 to 4	Votes transferred	7	8	4	<b>19</b>	2	3	2	1	9	<b>17</b>	4	3	6	3	4	13	<b>33</b>	6	<b>6</b>	5		6	10	7	<b>28</b>	151	-257	<b>-106</b>	0	3	69 258	SPILOPOULOS excluded
	Progress totals	803	642	602	<b>2 047</b>	609	675	750	946	10 191	<b>13 171</b>	2 034	729	7 588	3 126	1 765	7 910	<b>23 152</b>	1 245	<b>1 245</b>	3 964	11 544	6 935	2 891	3 766	<b>29 100</b>	532	0	<b>532</b>	0	11	69 258	
Counts 5 to 6	Votes transferred	35	26	36	<b>97</b>	6	9	16	19	89	<b>139</b>	9	13	19	10	9	40	<b>100</b>	131	<b>131</b>	22		12	15	13	<b>62</b>	-532		<b>-532</b>	0	3	69 258	FLANNERY excluded
	Progress totals	838	668	638	<b>2 144</b>	615	684	766	965	10 280	<b>13 310</b>	2 043	742	7 607	3 136	1 774	7 950	<b>23 252</b>	1 376	<b>1 376</b>	3 986	11 544	6 947	2 906	3 779	<b>29 162</b>	0	0	<b>0</b>	0	14	69 258	
Counts 7 to 8	Votes transferred	2	2	1	<b>5</b>	-615	214	195	40	106	<b>-60</b>	4	2	14	6	5	11	<b>42</b>	6	<b>6</b>	1		0	1	4	<b>6</b>			<b>0</b>	0	1	69 258	CORDOVER excluded
	Progress totals	840	670	639	<b>2 149</b>	0	898	961	1 005	10 386	<b>13 250</b>	2 047	744	7 621	3 142	1 779	7 961	<b>23 294</b>	1 382	<b>1 382</b>	3 987	11 544	6 947	2 907	3 783	<b>29 168</b>			<b>0</b>	0	15	69 258	
Counts 9 to 10	Votes transferred	277	241	-639	<b>-121</b>		10	8	5	8	<b>31</b>	3	1	13	5	15	5	<b>42</b>	20	<b>20</b>	6		8	5	6	<b>25</b>			<b>0</b>	0	3	69 258	CAIRNS excluded
	Progress totals	1 117	911	0	<b>2 028</b>		908	969	1 010	10 394	<b>13 281</b>	2 050	745	7 634	3 147	1 794	7 966	<b>23 336</b>	1 402	<b>1 402</b>	3 993	11 544	6 955	2 912	3 789	<b>29 193</b>			<b>0</b>	0	18	69 258	
Counts 11 to 12	Votes transferred	3	6		<b>9</b>		12	5	7	53	<b>77</b>	152	-745	134	60	165	111	<b>-123</b>	12	<b>12</b>	12		5	2	4	<b>23</b>			<b>0</b>	0	2	69 258	CANGELOSI excluded
	Progress totals	1 120	917		<b>2 037</b>		920	974	1 017	10 447	<b>13 358</b>	2 202	0	7 768	3 207	1 959	8 077	<b>23 213</b>	1 414	<b>1 414</b>	4 005	11 544	6 960	2 914	3 793	<b>29 216</b>			<b>0</b>	0	20	69 258	
Counts 13 to 14	Votes transferred	738	-917		<b>-179</b>		10	14	13	21	<b>58</b>	13		11	12	11	14	<b>61</b>	24	<b>24</b>	10		9	4	10	<b>33</b>			<b>0</b>	0	3	69 258	BYFIELD excluded
	Progress totals	1 858	0		<b>1 858</b>		930	988	1 030	10 468	<b>13 416</b>	2 215		7 779	3 219	1 970	8 091	<b>23 274</b>	1 438	<b>1 438</b>	4 015	11 544	6 969	2 918	3 803	<b>29 249</b>			<b>0</b>	0	23	69 258	
Counts 15 to 16	Votes transferred	10			<b>10</b>		-930	259	254	295	<b>-122</b>	15		15	15	11	24	<b>80</b>	13	<b>13</b>	4		2	1	9	<b>16</b>			<b>2</b>	1		69 258	DARKO excluded
	Progress totals	1 868			<b>1 868</b>		0	1 247	1 284	10 763	<b>13 294</b>	2 230		7 794	3 234	1 981	8 115	<b>23 354</b>	1 451	<b>1 451</b>	4 019	11 544	6 971	2 919	3 812	<b>29 265</b>			<b>2</b>	24		69 258	
Counts 17 to 18	Votes transferred	6			<b>6</b>		-1 247	528	569	-150	<b>13</b>			27	16	13	26	<b>95</b>	26	<b>26</b>	4		8	3	5	<b>20</b>			<b>1</b>	2		69 258	HARRISON excluded
	Progress totals	1 874			<b>1 874</b>		0	1 812	1 132	13 144	<b>2 243</b>			7 821	3 250	1 994	8 141	<b>23 449</b>	1 477	<b>1 477</b>	4 023	11 544	6 979	2 922	3 817	<b>29 285</b>			<b>3</b>	26		69 258	
Count 19	Votes transferred	248			<b>248</b>			185	417	<b>602</b>	63			95	48	49	96	<b>351</b>	-1 464	<b>-1 464</b>	62		73	33	67	<b>235</b>			<b>28</b>	0		69 258	TANNER part excluded
	Progress totals	2 122			<b>2 122</b>		1 997	11 749	<b>13 746</b>	2 306				7 916	3 298	2 043	8 237	<b>23 800</b>	13	<b>13</b>	4 085	11 544	7 052	2 955	3 884	<b>29 520</b>			<b>31</b>	26		69 258	WOODRUFF elected 2
Count 20	Votes transferred	1			<b>1</b>			1		<b>1</b>	0			0	0	0	1	<b>1</b>	-13	<b>-13</b>	2		1	1	2	<b>6</b>			<b>0</b>	4		69 258	TANNER fully excluded
	Progress totals	2 123			<b>2 123</b>		1 998	11 749	<b>13 747</b>	2 306				7 916	3 298	2 043	8 238	<b>23 801</b>	0	<b>0</b>	4 087	11 544	7 053	2 956	3 886	<b>29 526</b>			<b>31</b>	30		69 258	
Count 21	Votes transferred	5			<b>5</b>			146	-205	<b>-59</b>	1			9	7	3	10	<b>30</b>			3		1	2	0	<b>6</b>			<b>11</b>	7		69 258	WOODRUFF's surplus distributed
	Progress totals	2 128			<b>2 128</b>		2 144	11 544	<b>13 688</b>	2 307				7 925	3 305	2 046	8 248	<b>23 831</b>			4 090	11 544	7 054	2 958	3 886	<b>29 532</b>			<b>42</b>	37		69 258	
Counts 22 to 24	Votes transferred	41			<b>41</b>			86		<b>86</b>	242			722	393	-2 046	409	<b>-280</b>			42		36	17	35	<b>130</b>			<b>19</b>	4		69 258	THORPE excluded
	Progress totals	2 169			<b>2 169</b>		2 230	11 544	<b>13 774</b>	2 549				8 647	3 698	0	8 657	<b>23 551</b>			4 132	11 544	7 090	2 975	3 921	<b>29 662</b>			<b>61</b>	41		69 258	
Counts 25 to 27	Votes transferred	-2 169			<b>-2 169</b>			289		<b>289</b>	107			259	120		220	<b>706</b>			177		252	159	245	<b>833</b>			<b>335</b>	6		69 258	BROADBY excluded
	Progress totals	0			<b>0</b>		2 519	11 544	<b>14 063</b>	2 656				8 906	3 818		8 877	<b>24 257</b>			4 309	11 544	7 342	3 134	4 166	<b>30 495</b>			<b>396</b>	47		69 258	
Counts 28 to 30	Votes transferred						-2 519			<b>-2 519</b>	374			433	392		352	<b>1 551</b>			103		58	32	64	<b>257</b>			<b>709</b>	2		69 258	VERRIER excluded
	Progress totals						0	11 544	<b>11 544</b>	3 030				9 339	4 210		9 229	<b>25 808</b>			4 412	11 544	7 400	3 166	4 230	<b>30 752</b>			<b>1 105</b>	49		69 258	
Counts 31 to 33	Votes transferred									<b>0</b>	-3 030			798	1 494		521	<b>-217</b>			59		32	20	24	<b>135</b>			<b>80</b>	2		69 258	BRUMBY excluded
	Progress totals							11 544	<b>11 544</b>	0				10 137	5 704		9 750	<b>25 591</b>			4 471	11 544	7 432	3 186	4 254	<b>30 887</b>			<b>1 185</b>	51		69 258	
Counts 34 to 36	Votes transferred									<b>0</b>				69	28		50	<b>147</b>			944		1 262	-3 186	774	<b>-206</b>			<b>56</b>	3		69 258	WALKER excluded
	Progress totals							11 544	<b>11 544</b>					10 206	5 732		9 800	<b>25 738</b>			5 415	11 544	8 694	0	5 028	<b>30 681</b>			<b>1 241</b>	54		69 258	
Counts 37 to 39	Votes transferred									<b>0</b>				139	61		171	<b>371</b>			1 783		2 763		-5 028	<b>-482</b>			<b>114</b>	(3)		69 258	YOUNG excluded
	Progress totals							11 544	<b>11 544</b>					10 345	5 793		9 971	<b>26 109</b>			7 198	11 544	11 457	0	<b>30 199</b>			<b>1 355</b>	51		69 258		
Count 40	Votes transferred									<b>0</b>				2 255	-5 733		2 920	<b>-558</b>			181		91			<b>272</b>			<b>286</b>	0		69 258	STANDEN part excluded
	Progress totals							11 544	<b>11 544</b>																								




## Division of LYONS

### Distribution of preferences

Quota 11 838

		Liberal Party						Tasmanian Greens					Shooters, Fishers, Farmers TAS		Animal Justice Party		Australian Labor Party					Ungrouped			Exhausted Votes	Loss (Gain) by Fraction	Total Votes	Remarks		
		BARNETT	BOWER	CAMERON	DERKSEN	SHELTON	TUCKER	Total	JOHNSTONE	MILLAR	MORRIS	PIERCE	SHAPCOTT	Total	DI FALCO	Total	McLAY	Total	BATT	BUTLER	GAFFNEY	LAMBERT	WHITE	Total					LANE	Total
Count 1	Primary votes	14 821	2 517	3 168	2 622	8 613	4 619	<b>36 360</b>	2 883	511	1 502	737	660	<b>6 293</b>	3 175	<b>3 175</b>	1 411	<b>1 411</b>	1 141	2 635	721	2 278	16 338	<b>23 113</b>	674	<b>674</b>	0	0	<b>71 026</b>	<b>WHITE elected 1, BARNETT elected 2</b>
Count 2	Votes transferred		22	28	28	65	40	<b>183</b>	59	15	57	21	29	<b>181</b>	58	<b>58</b>	45	<b>45</b>	331	2 094	353	1 229	-4 500	<b>- 493</b>	18	<b>18</b>	0	8		WHITE's surplus distributed
	Progress totals	14 821	2 539	3 196	2 650	8 678	4 659	<b>36 543</b>	2 942	526	1 559	758	689	<b>6 474</b>	3 233	<b>3 233</b>	1 456	<b>1 456</b>	1 472	4 729	1 074	3 507	11 838	<b>22 620</b>	692	<b>692</b>	0	8	<b>71 026</b>	
Count 3	Votes transferred	-2 983	299	422	293	1 442	422	<b>- 105</b>	5	2	7	4	3	<b>21</b>	32	<b>32</b>	8	<b>8</b>	5	15	2	13		<b>35</b>	2	<b>2</b>	0	7		BARNETT's surplus distributed
	Progress totals	11 838	2 838	3 618	2 943	10 120	5 081	<b>36 438</b>	2 947	528	1 566	762	692	<b>6 495</b>	3 265	<b>3 265</b>	1 464	<b>1 464</b>	1 477	4 744	1 076	3 520	11 838	<b>22 655</b>	694	<b>694</b>	0	15	<b>71 026</b>	
Counts 4 to 6	Votes transferred		3	2	2	0	1	<b>8</b>	57	-528	214	38	152	<b>- 67</b>	7	<b>7</b>	13	<b>13</b>	14	4	4	4		<b>26</b>	4	<b>4</b>	0	9		MILLAR excluded
	Progress totals	11 838	2 841	3 620	2 945	10 120	5 082	<b>36 446</b>	3 004	0	1 780	800	844	<b>6 428</b>	3 272	<b>3 272</b>	1 477	<b>1 477</b>	1 491	4 748	1 080	3 524	11 838	<b>22 681</b>	698	<b>698</b>	0	24	<b>71 026</b>	
Counts 7 to 9	Votes transferred		15	19	15	25	16	<b>90</b>	57		40	19	16	<b>132</b>	125	<b>125</b>	188	<b>188</b>	25	64	30	37		<b>156</b>	-698	<b>- 698</b>	0	7		LANE excluded
	Progress totals	11 838	2 856	3 639	2 960	10 145	5 098	<b>36 536</b>	3 061		1 820	819	860	<b>6 560</b>	3 397	<b>3 397</b>	1 665	<b>1 665</b>	1 516	4 812	1 110	3 561	11 838	<b>22 837</b>	0	<b>0</b>	0	31	<b>71 026</b>	
Counts 10 to 12	Votes transferred		6	5	3	2	6	<b>22</b>	339		86	-819	299	<b>- 95</b>	6	<b>6</b>	14	<b>14</b>	2	16	13	13		<b>44</b>			0	9		PIERCE excluded
	Progress totals	11 838	2 862	3 644	2 963	10 147	5 104	<b>36 558</b>	3 400		1 906	0	1 159	<b>6 465</b>	3 403	<b>3 403</b>	1 679	<b>1 679</b>	1 518	4 828	1 123	3 574	11 838	<b>22 881</b>			0	40	<b>71 026</b>	
Counts 13 to 15	Votes transferred		7	5	5	12	5	<b>34</b>	8					<b>22</b>	18	<b>18</b>	23	<b>23</b>	339	414	-1 123	268		<b>- 102</b>			0	5		GAFFNEY excluded
	Progress totals	11 838	2 869	3 649	2 968	10 159	5 109	<b>36 592</b>	3 408		1 915		1 164	<b>6 487</b>	3 421	<b>3 421</b>	1 702	<b>1 702</b>	1 857	5 242	0	3 842	11 838	<b>22 779</b>			0	45	<b>71 026</b>	
Counts 16 to 18	Votes transferred		10	8	3	4	5	<b>30</b>	632					<b>418</b>		<b>418</b>	22	<b>22</b>	7	20		18		<b>45</b>			0	5		SHAPCOTT excluded
	Progress totals	11 838	2 879	3 657	2 971	10 163	5 114	<b>36 622</b>	4 040		2 333		0	<b>6 373</b>	3 433	<b>3 433</b>	1 724	<b>1 724</b>	1 864	5 262		3 860	11 838	<b>22 824</b>			0	50	<b>71 026</b>	
Counts 19 to 21	Votes transferred		47	65	40	83	32	<b>267</b>	319					<b>221</b>		<b>221</b>	554	<b>554</b>	-1 724	-1 724	55	141		<b>353</b>			5	5		McLAY excluded
	Progress totals	11 838	2 926	3 722	3 011	10 246	5 146	<b>36 889</b>	4 359		2 554			<b>6 913</b>	3 987	<b>3 987</b>	0	<b>0</b>	1 919	5 403		4 017	11 838	<b>23 177</b>			5	55	<b>71 026</b>	
Counts 22 to 24	Votes transferred		15	23	15	47	34	<b>134</b>	23					<b>48</b>	66	<b>66</b>			-1 919	813		851		<b>- 255</b>			3	4		BATT excluded
	Progress totals	11 838	2 941	3 745	3 026	10 293	5 180	<b>37 023</b>	4 382		2 579			<b>6 961</b>	4 053	<b>4 053</b>			0	6 216		4 868	11 838	<b>22 922</b>			8	59	<b>71 026</b>	
Counts 25 to 27	Votes transferred		22	22	19	49	29	<b>141</b>	2 098					<b>- 2 579</b>		<b>59</b>				181		60		<b>241</b>			36	4		MORRIS excluded
	Progress totals	11 838	2 963	3 767	3 045	10 342	5 209	<b>37 164</b>	6 480		0			<b>6 480</b>	4 112	<b>4 112</b>				6 397		4 928	11 838	<b>23 163</b>			44	63	<b>71 026</b>	
Counts 28 to 30	Votes transferred		-2 963	1 262	282	579	654	<b>- 186</b>	43					<b>43</b>	67	<b>67</b>						28		<b>63</b>			11	2		BOWER excluded
	Progress totals	11 838	0	5 029	3 327	10 921	5 863	<b>36 978</b>	6 523					<b>6 523</b>	4 179	<b>4 179</b>				6 432		4 956	11 838	<b>23 226</b>			55	65	<b>71 026</b>	
Count 31	Votes transferred			429	-2 966	1 171	1 058	<b>- 308</b>	33					<b>33</b>	110	<b>110</b>						49		<b>145</b>			20	0		DERKSEN part excluded
	Progress totals	11 838		5 458	361	12 092	6 921	<b>36 670</b>	6 556					<b>6 556</b>	4 289	<b>4 289</b>				6 528		5 005	11 838	<b>23 371</b>			75	65	<b>71 026</b>	<b>SHELTON elected 3</b>
Counts 32 to 33	Votes transferred			92	-361		235	<b>- 34</b>	3					<b>3</b>	7	<b>7</b>						8		<b>24</b>			3	(3)		DERKSEN fully excluded
	Progress totals	11 838		5 550	0	12 092	7 156	<b>36 636</b>	6 559					<b>6 559</b>	4 296	<b>4 296</b>				6 544		5 013	11 838	<b>23 395</b>			78	62	<b>71 026</b>	
Count 34	Votes transferred			154		-254	83	<b>- 17</b>	1					<b>1</b>	4	<b>4</b>						3		<b>7</b>			2	3		SHELTON's surplus distributed
	Progress totals	11 838		5 704		11 838	7 239	<b>36 619</b>	6 560					<b>6 560</b>	4 300	<b>4 300</b>				6 548		5 016	11 838	<b>23 402</b>			80	65	<b>71 026</b>	
Counts 35 to 38	Votes transferred			821			1 101	<b>1 922</b>	438					<b>438</b>	-4 300	<b>- 4 300</b>				747		806		<b>1 553</b>			387	0		DI FALCO excluded
	Progress totals	11 838		6 525		11 838	8 340	<b>38 541</b>	6 998					<b>6 998</b>	0	<b>0</b>				7 295		5 822	11 838	<b>24 955</b>			467	65	<b>71 026</b>	
Counts 39 to 40	Votes transferred			164			198	<b>362</b>	250					<b>250</b>						4 866		-5 798		<b>- 932</b>			325	(5)		LAMBERT part excluded
	Progress totals	11 838		6 689		11 838	8 538	<b>38 903</b>	7 248					<b>7 248</b>						12 161			11 838	<b>24 023</b>			792	60	<b>71 026</b>	<b>BUTLER elected 4</b>
Counts 41 to 42	Votes transferred			8			7	<b>15</b>	3					<b>3</b>								-24		<b>- 24</b>			8	(2)		LAMBERT fully excluded
	Progress totals	11 838		6 697		11 838	8 545	<b>38 918</b>	7 251					<b>7 251</b>						12 161		0	11 838	<b>23 999</b>			800	58	<b>71 026</b>	
Count 43	Votes transferred			28			27	<b>55</b>	91					<b>91</b>								-323		<b>- 323</b>			174	3		BUTLER's surplus distributed
	Progress totals	11 838		6 725		11 838	8 572	<b>38 973</b>	7 342					<b>7 342</b>						11 838			11 838	<b>23 676</b>			974	61	<b>71 026</b>	
Count 44	Votes transferred			-5 817			4 833	<b>- 984</b>	252					<b>252</b>										<b>0</b>			732	0		CAMERON part excluded
	Progress totals	11 838		908		11 838	13 405	<b>37 989</b>	7 594					<b>7 594</b>						11 838			11 838	<b>23 676</b>			1 706	61	<b>71 026</b>	<b>TUCKER elected 5</b>



A close-up photograph of a woman with short brown hair and glasses, wearing a dark jacket over a purple shirt. She is looking down at a document she is holding. The background is blurred, showing other people and what appears to be a public event or office setting. An orange text box is overlaid on the bottom right of the image.

# House of Assembly casual vacancies filled by recount

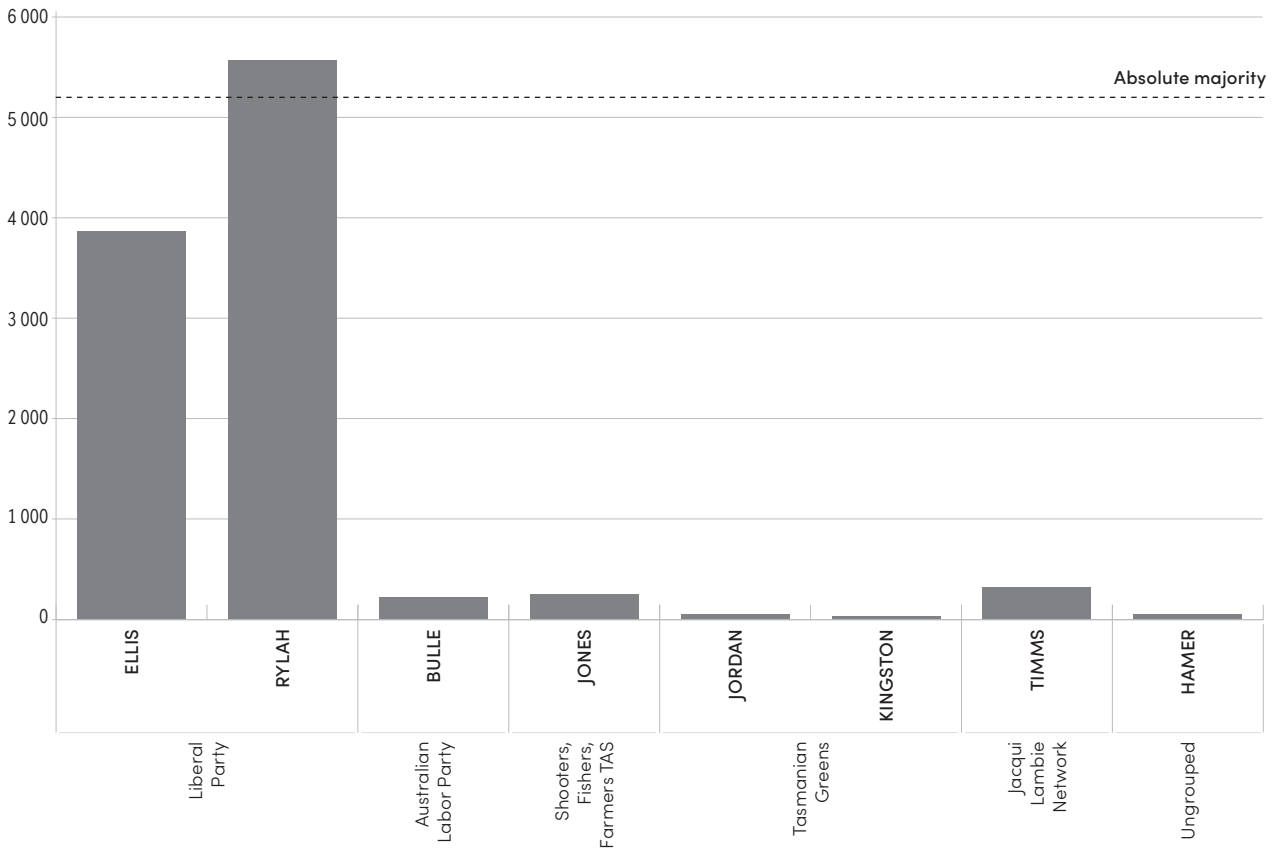
2019–2021

## Division of BRADDON recount conducted 25 February 2019

Following the resignation of Mr Adam Brooks on 11 February 2019

	ELLIS Felix	RYLAH Joan	BULLE Themba	JONES Brenton	JORDAN Scott	KINGSTON Tom	TIMMS Gina	HAMER Liz	Exhausted votes	Lost by fraction	Total votes (the quota)	Absolute majority	Remarks
	Liberal Party		Australian Labor Party	Shooters, Fishers, Farmers TAS		Tasmanian Greens	Jacqui Lambie Network	Ungrouped					
Counts 1 to 6	3 872	5 574	221	253	54	33	322	50	323	16	10 718	5 198	BROOKS' votes distributed, RYLAH elected
Percentages	37.31%	53.70%	2.13%	2.44%	0.52%	0.32%	3.10%	0.48%					

### Distribution of votes from Adam Brooks

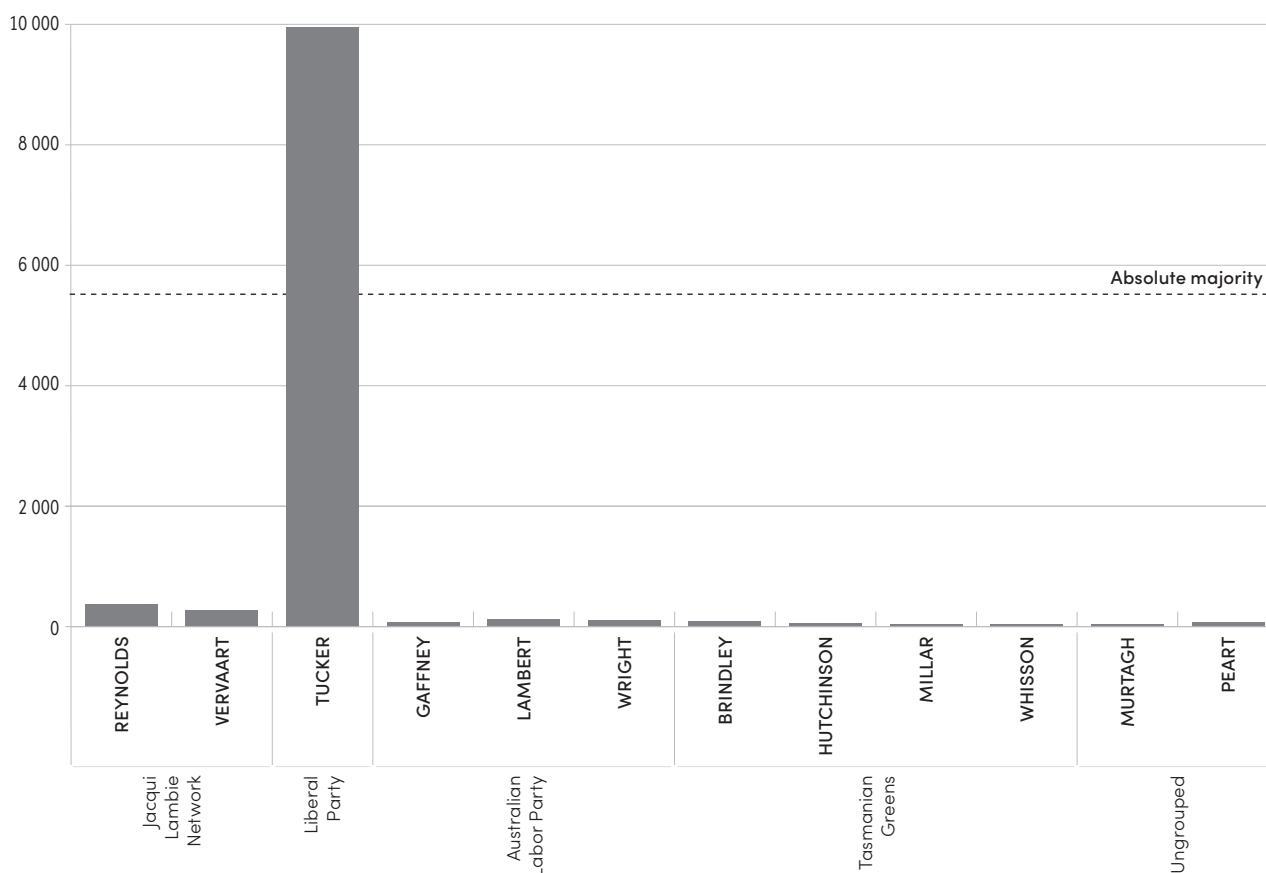


## Division of LYONS recount conducted 12 March 2019

Following the resignation of Mr Rene Hidding MP on 25 February 2019

	REYNOLDS Chris	VERVAART Bob	TUCKER John	GAFFNEY Gerard	LAMBERT Janet	WRIGHT Kylie	BRINDLEY Fraser	HUTCHINSON Helen	MILLAR Glenn	WHISSON Gary	MURTAGH Tennille	PEART Kim	Exhausted votes	Lost by fraction	Total votes (the quota)	Absolute majority	Remarks
Counts 1 to 5	373	275	9 954	81	130	103	97	51	34	39	41	71	266	23	11 538	5 637	HIDDING's votes distributed, TUCKER elected
Percentages	3.32%	2.44%	88.49%	0.72%	1.16%	0.92%	0.86%	0.45%	0.30%	0.35%	0.36%	0.63%					

### Distribution of votes from Rene Hidding

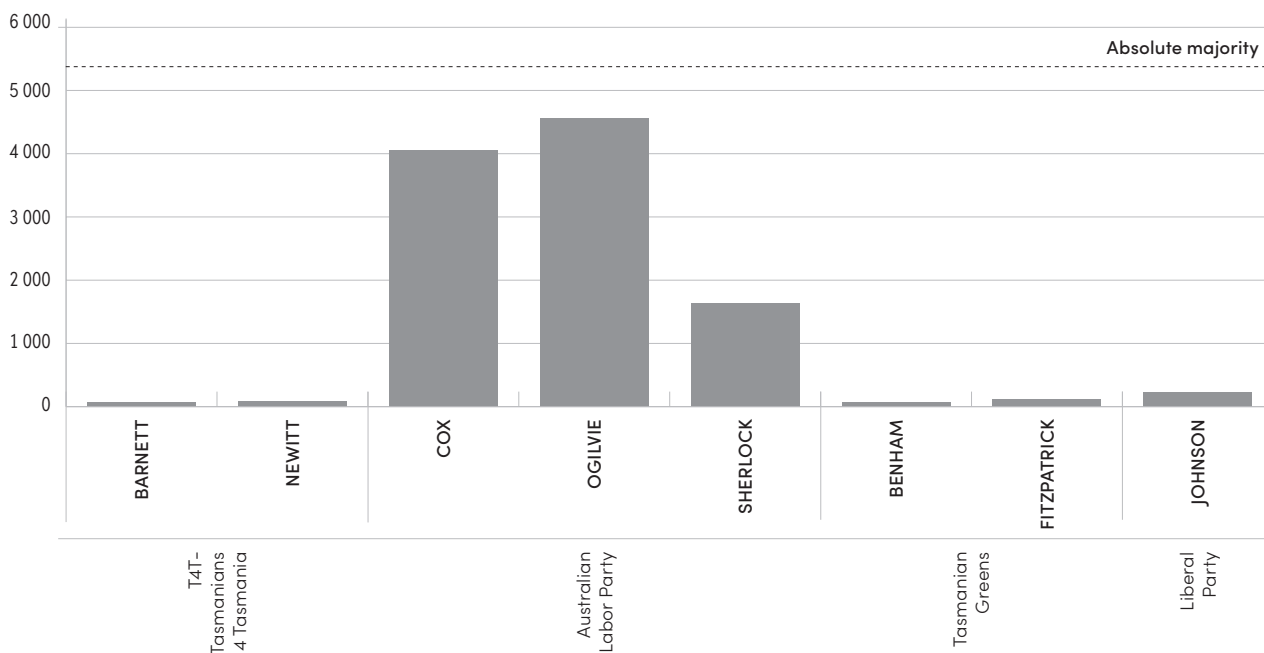


## Division of CLARK recount conducted 10 September 2019

Following the resignation of Mr Scott Bacon on 22 August 2019

		T4T- Tasmanians 4 Tasmania		Australian Labor Party			Tasmanian Greens		Liberal Party	Exhausted votes	Lost by fraction	Total votes (the quota)	Absolute majority	Remarks
		BARNETT Alan	NEWITT Rob	COX Tim	OGILVIE Madeleine	SHERLOCK Zelinda	BENHAM Aaron	FITZPATRICK Mel	JOHNSON Kristy					
Counts 1 to 6	Total	72	90	4 048	4 555	1 634	72	117	229	48	1	10 866	5 410	BACON's votes distributed
Counts 7 to 12	Votes transferred	3	3	18	11	3	-72	22	2	7	3			BENHAM excluded (by lot)
	Total	75	93	4 066	4 566	1 637	0	139	231	55	4	10 866	5 406	
Counts 13 to 18	Votes transferred	-75	25	11	8	3		3	2	21	2			BARNETT excluded
	Total	0	118	4 077	4 574	1 640		142	233	76	6	10 866	5 396	
Counts 19 to 24	Votes transferred		-118	23	23	7		6	13	46	0			NEWITT excluded
	Total		0	4 100	4 597	1 647		148	246	122	6	10 866	5 373	
Counts 25 to 30	Votes transferred			34	34	21		-148	11	49	-1			FITZPATRICK excluded
	Total			4 134	4 631	1 668		0	257	171	5	10 866	5 348	
Counts 31 to 36	Votes transferred			65	75	43			-257	75	-1			JOHNSON excluded
	Total			4 199	4 706	1 711			0	246	4	10 866	5 311	
Counts 37 to 42	Votes transferred			964	658	-1 711				90	-1			SHERLOCK excluded
	Total			5 163	<b>5 364</b>	0				336	3	10 866	5 266	<b>OGILVIE elected</b>
	Percentage			49.05%	50.95%									

### Distribution of votes from Scott Bacon

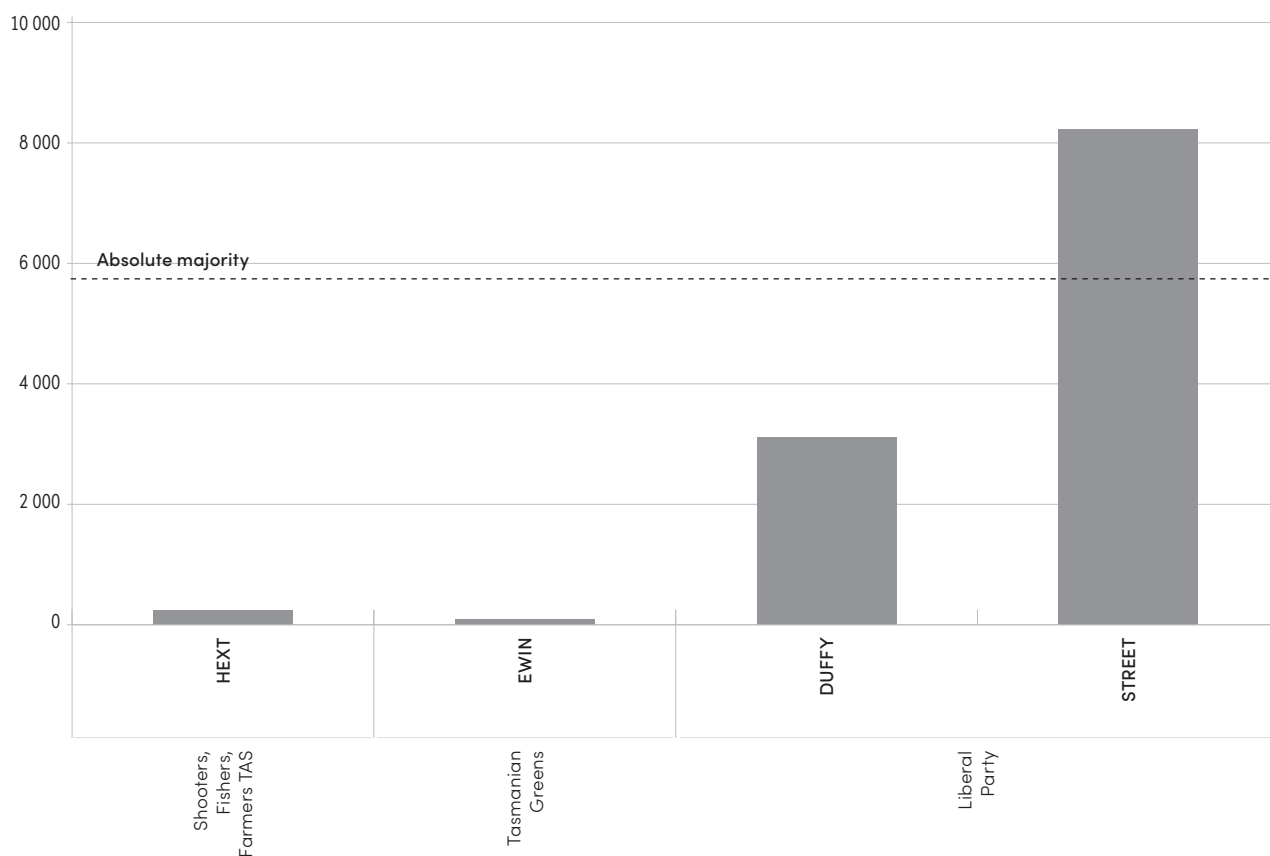


## Division of FRANKLIN recount conducted 5 February 2020

Following the resignation of Mr Will Hodgman MP on 20 January 2020

	Shooters, Fishers, Farmers TAS	Tasmanian Greens	Liberal Party						
	HEXT Brendon	EWIN Holly	DUFFY Simon	STREET Nic	Exhausted votes	Lost by fraction	Total votes (the quota)	Absolute majority	Remarks
Counts 1 to 6	233	88	3 113	<b>8 219</b>	209	1	11 863	5 828	Hodgman's votes distributed, <b>STREET elected</b>
Percentages	2.00%	0.76%	26.71%	70.53%					

### Distribution of votes from Will Hodgman



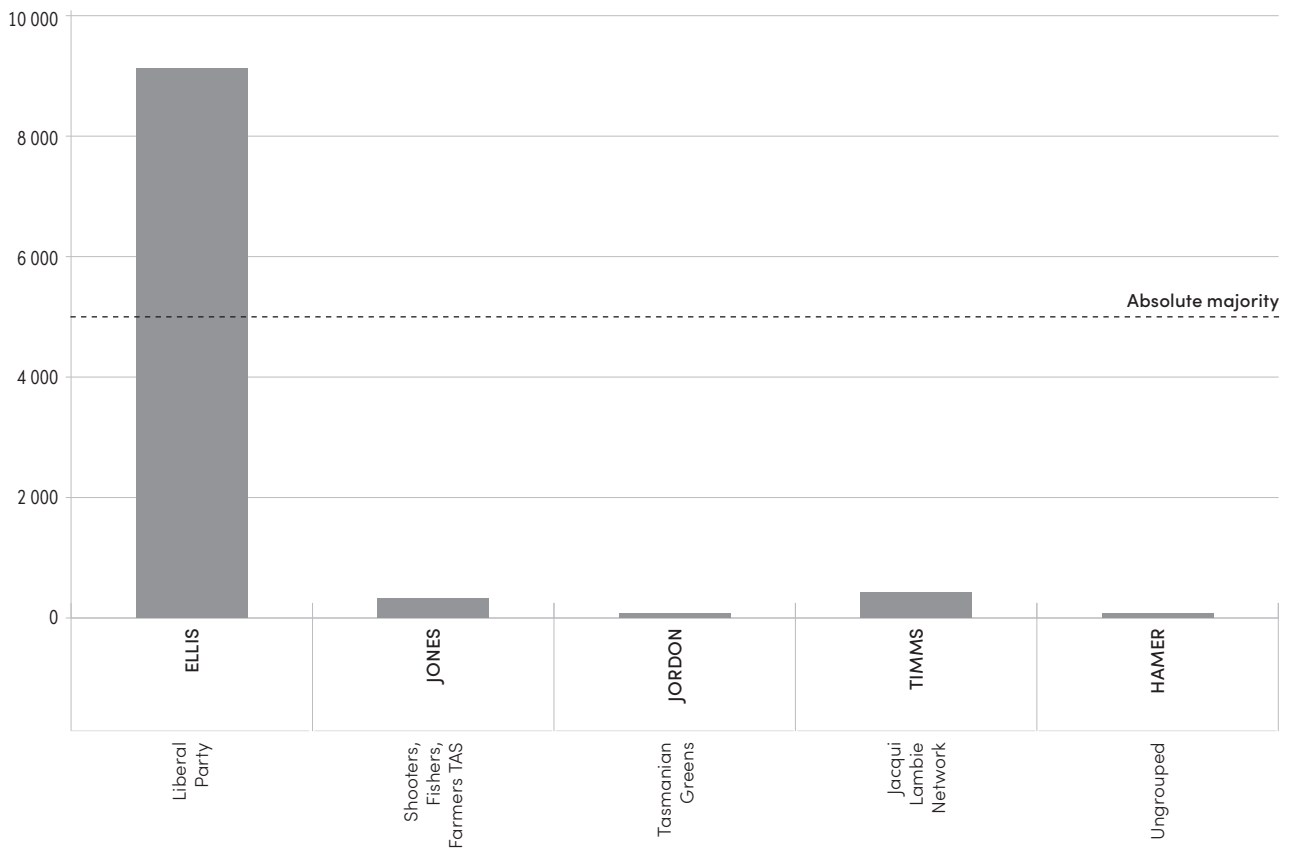
## Division of BRADDON recount conducted 17 August 2020

Following the resignation of Mrs Joan Rylah on 27 July 2020

	ELLIS Felix	JONES Brenton	JORDAN Scott	TIMMS Gina	HAMER Liz	Exhausted votes	Lost by fraction	Total votes (the quota)	Absolute majority	Remarks
Counts 1 to 6	9 121	319	81	428	74	682	13	10 718	5 019	BROOKS' votes distributed*, ELLIS elected
Percentages	91.00%	3.18%	0.81%	4.27%	0.74%					

\* As Mrs Rylah was elected from the 2019 recount for Mr Brooks, only Mr Brooks' ballot papers are used for this recount.

### Distribution of votes from Joan Rylah

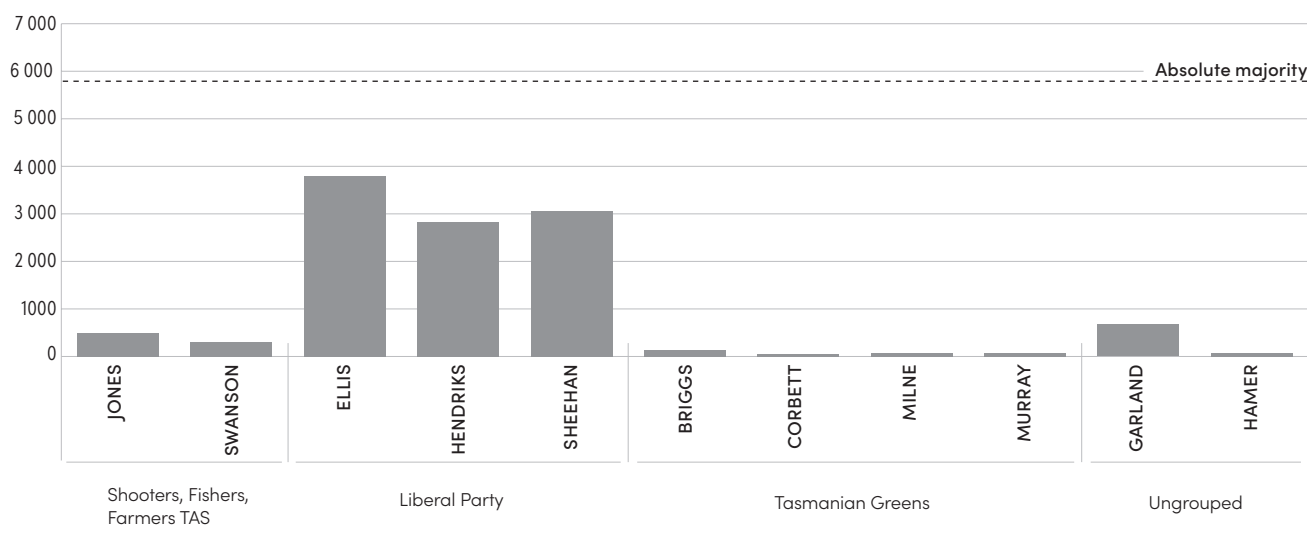


## Division of BRADDON recount conducted 2-3 June 2021

Following the resignation of Mr Adam Brooks on 14 May 2021

		Shooters, Fishers, Farmers TAS		Liberal Party			Tasmanian Greens			Ungrouped								
		JONES Brenton	SWANSON Kim	ELLIS Felix	HENDRIKS Lara	SHEEHAN Stacey	BRIGGS Darren	CORBETT Maureen	MILNE Tammy	MURRAY Emily	GARLAND Craig	HAMER Liz	Exhausted votes	Lost (gain) by fraction	Total votes (the quota)	Absolute majority	Remarks	
Counts 1 to 5	Total	497	300	3 800	2 823	3 057	143	57	71	72	673	80	70	18	11 661	5 796	BROOKS' votes distributed	
Counts 6 to 9	Votes transferred	6	3	3	2	2	13	-57	6	6	2	5	2	7			CORBETT excluded	
	Total	503	303	3 803	2 825	3 059	156	0	77	78	675	85	72	25	11 661	5 795		
Counts 10 to 13	Votes transferred	3	3	6	9	9	8		-77	23	3	2	6	5			MILNE excluded	
	Total	506	306	3 809	2 834	3 068	164		0	101	678	87	78	30	11 661	5 792		
Counts 14 to 18	Votes transferred	6	12	8	8	5	2			4	36	-87	2	4			HAMER excluded	
	Total	512	318	3 817	2 842	3 073	166			105	714	0	80	34	11 661	5 791		
Counts 19 to 22	Votes transferred	6	4	5	6	9	59			-105	6		10	0			MURRAY excluded	
	Total	518	322	3 822	2 848	3 082	225			0	720		90	34	11 661	5 786		
Counts 23 to 27	Votes transferred	25	16	23	32	39	-225						29	4			BRIGGS excluded	
	Total	543	338	3 845	2 880	3 121	0						119	38	11 661	5 772		
Counts 28 to 32	Votes transferred	260	-338	12	14	14							25	1			SWANSON excluded	
	Total	803	0	3 857	2 894	3 135							144	39	11 661	5 759		
Counts 33 to 37	Votes transferred	218		170	134	150					-789		114	3			GARLAND excluded	
	Total	1 021		4 027	3 028	3 285					0		258	42	11 661	5 702		
Counts 38 to 42	Votes transferred	-1 021		226	273	319							205	(2)			JONES excluded	
	Total	0		4 253	3 301	3 604							463	40	11 661	5 600		
Counts 43 to 47	Votes transferred			1 628	-3 301	1 528							152	(7)			HENDRIKS excluded	
	Total			5 881	0	5 132							615	33	11 661	5 524	<b>ELLIS elected</b>	
	Percentage			53.40%		46.59%												

### Distribution of votes from Adam Brooks





# Appendices



# Appendix A

---

## Informal ballot paper surveys

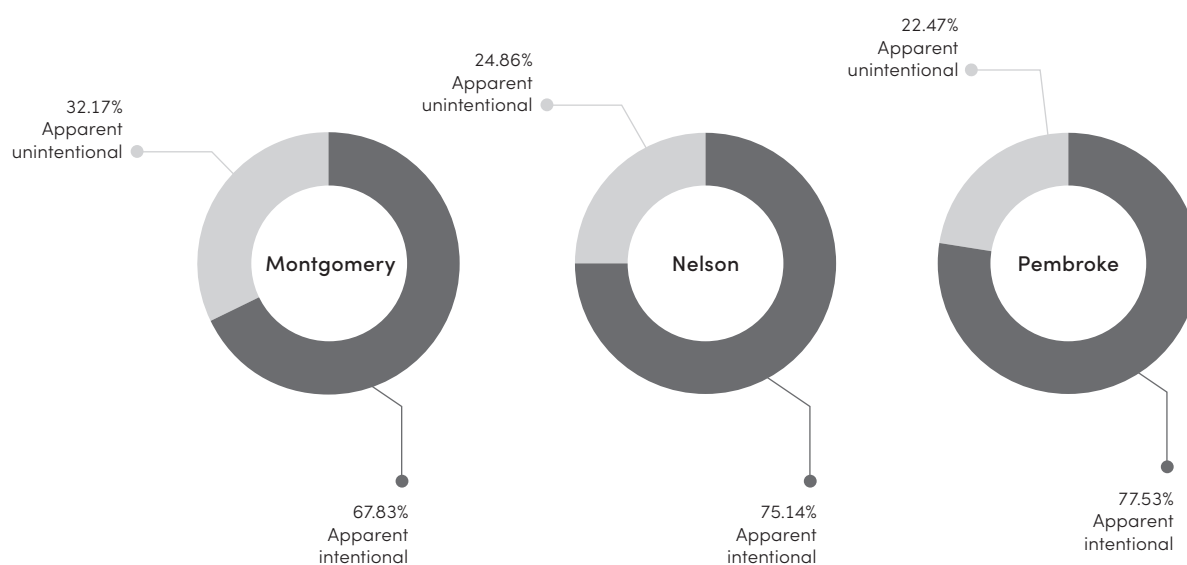
2019–2021 Legislative Council  
elections

2021 House of Assembly elections

## 2019 Legislative Council elections

### Informal ballot paper survey

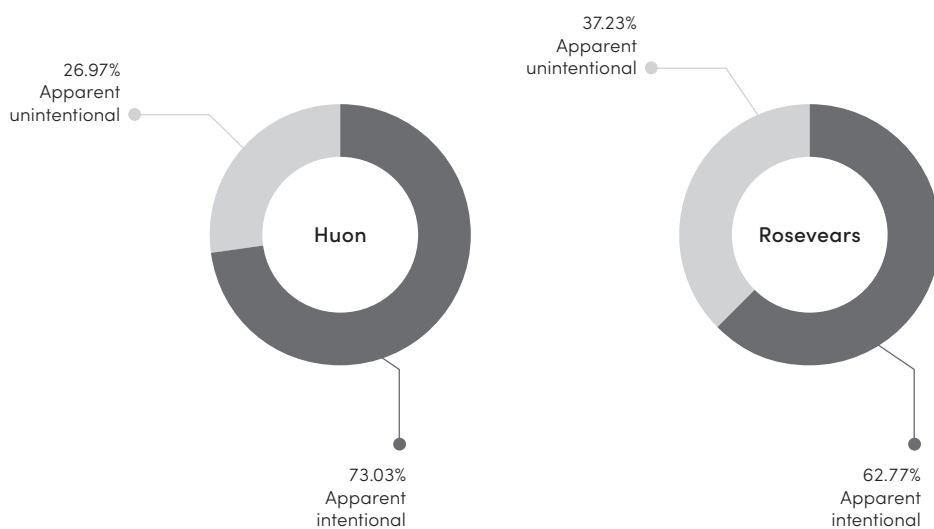
	Montgomery	Nelson	Pembroke	Total
<b>Apparent intentional informal voting</b>				
Blank	240	181	194	615
Deliberate informal or scribble/messages only	363	230	296	889
<b>Total</b>	<b>603</b>	<b>411</b>	<b>490</b>	<b>1 504</b>
<b>Apparent unintentional informality</b>				
Contains writing identifying elector	1	0	0	1
Contains only ticks or crosses	158	43	58	259
No first preference	18	3	6	27
Repetitions or omissions	77	81	70	228
Two or more first preferences	32	9	8	49
<b>Total</b>	<b>286</b>	<b>136</b>	<b>142</b>	<b>564</b>
<b>Total</b>	<b>889</b>	<b>547</b>	<b>632</b>	<b>2 068</b>



## 2020 Legislative Council elections

### Informal ballot paper survey

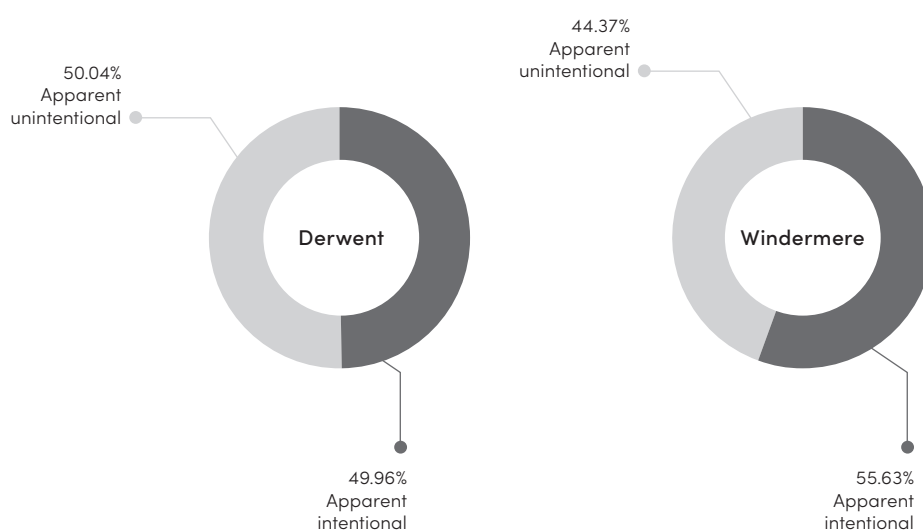
	Huon	Rosevears	Total
<b>Apparent intentional informal voting</b>			
Blank	202	117	319
Deliberate informal or scribble/messages only	215	173	388
<b>Total</b>	<b>417</b>	<b>290</b>	<b>707</b>
<b>Apparent unintentional informality</b>			
Contains writing identifying elector	1	2	3
Contains only ticks or crosses	71	104	175
No first preference	1	0	1
Repetitions or omissions	81	66	147
Two or more first preferences	0	0	0
<b>Total</b>	<b>154</b>	<b>172</b>	<b>326</b>
<b>Total</b>	<b>571</b>	<b>462</b>	<b>1 033</b>



## 2021 Legislative Council elections

### Informal ballot paper survey

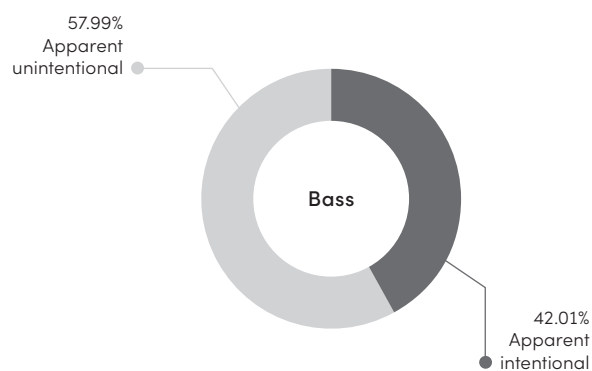
	Derwent	Windermere	Total
<b>Apparent intentional informal voting</b>			
Blank	295	315	610
Deliberate informal or scribble/messages only	313	288	601
<b>Total</b>	<b>608</b>	<b>603</b>	<b>1211</b>
<b>Apparent unintentional informality</b>			
Contains writing identifying elector	0	0	0
Contains only ticks or crosses	448	269	717
No first preference	17	29	46
Repetitions or omissions	137	159	296
Two or more first preferences	7	24	31
<b>Total</b>	<b>609</b>	<b>481</b>	<b>1090</b>
<b>Total</b>	<b>1217</b>	<b>1084</b>	<b>2301</b>



## 2021 House of Assembly elections

### Division of Bass – Informal ballot paper survey

Apparent intentional informal voting	
Blank	729
Deliberate informal or scribble/messages only	760
<b>Total</b>	<b>1 489</b>
Apparent unintentional informality	
Contains writing identifying elector	0
Contains only ticks or crosses	649
Some numbers but no first preference	81
One first preference, but includes repetitions or omissions between 2 and 5	709
Two or more first preferences	
• 2 first preferences	290
• 3 first preferences	98
• 4 first preferences	37
• 5 first preferences	147
• greater than 5 first preferences	44
<b>Total</b>	<b>2 055</b>
<b>Total</b>	<b>3 544</b>



## Division of Bass – Repetitions and omissions

This table shows a break up of the informal ballot paper category "One first preference, but includes repetitions or omissions between 2 and 5". The number of ballot papers are listed against the candidate who received the first preference, and by the subsequent preference that was repeated or omitted.

	Repeated preference					Omitted preference					Total
	2	3	4	5	Total	2	3	4	5	Total	
<b>Liberal Party</b>											
ALEXANDER, Lara	1	2	2	1	6	4	3	1	1	9	15
COURTNEY, Sarah	3	3	0	0	6	2	4	4	6	16	22
FERGUSON, Michael	7	7	4	5	23	14	7	3	7	31	54
GUTWEIN, Peter	34	37	38	20	129	65	39	46	17	167	296
KEISER, Greg	2	1	0	0	3	2	1	2	0	5	8
WOOD, Simon	2	0	0	1	3	4	2	2	3	11	14
<b>Australian Labor Party</b>											
FINLAY, Janie	5	10	5	2	22	7	6	6	2	21	43
HINDS, Adrian	2	2	2	4	10	5	4	2	1	12	22
HOUSTON, Jennifer	2	0	2	5	9	1	2	0	3	6	15
O'BYRNE, Michelle	11	3	11	12	37	14	9	3	8	34	71
POWELL, Owen	1	2	1	2	6	5	3	1	1	10	16
<b>Tasmanian Greens</b>											
DAVENPORT, Jack	3	1	1	0	5	1	1	1	1	4	9
HALL, Tom	1	0	1	0	2	1	0	0	0	1	3
HOUGHTON, Mitchell	0	2	1	2	5	1	0	0	0	1	6
LAYTON-BENNETT, Anne	2	1	0	0	3	1	1	0	0	2	5
ROSOL, Cecily	1	1	0	1	3	0	1	0	1	2	5
<b>Shooters, Fishers, Farmers TAS</b>											
HARVEY, Andrew	3	5	5	2	15	26	12	10	1	49	64
<b>Animal Justice Party</b>											
WOODBURY, Sue	2	4	1	2	9	17	1	6	1	25	34
<b>Ungrouped</b>											
RAMAGE, Roy	0	1	0	0	1	3	1	2	0	6	7
<b>Total</b>	<b>82</b>	<b>82</b>	<b>74</b>	<b>59</b>	<b>297</b>	<b>173</b>	<b>97</b>	<b>89</b>	<b>53</b>	<b>412</b>	<b>709</b>

## 2021 House of Assembly elections

### Division of Braddon – Informal ballot paper survey

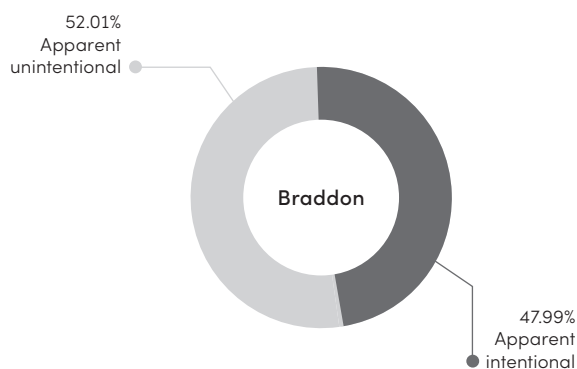
#### Apparent intentional informal voting

Blank	923
Deliberate informal or scribble/messages only	979
<b>Total</b>	<b>1 902</b>

#### Apparent unintentional informality

Contains writing identifying elector	0
Contains only ticks or crosses	682
Some numbers but no first preference	109
One first preference, but includes repetitions or omissions between 2 and 5	632
Two or more first preferences	
• 2 first preferences	275
• 3 first preferences	62
• 4 first preferences	52
• 5 first preferences	56
• greater than 5 first preferences	193
<b>Total</b>	<b>2 061</b>

<b>Total</b>	<b>3 963</b>
--------------	--------------



## Division of Braddon – Repetitions and omissions

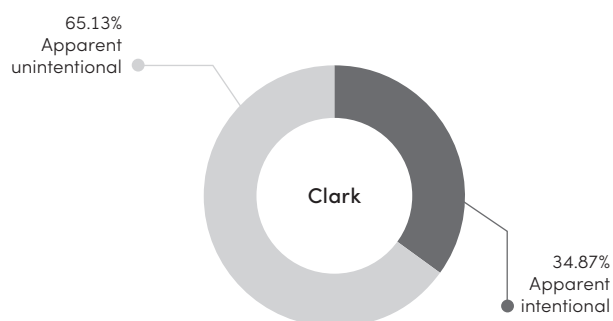
This table shows a break up of the informal ballot paper category "One first preference, but includes repetitions or omissions between 2 and 5". The number of ballot papers are listed against the candidate who received the first preference, and by the subsequent preference that was repeated or omitted.

	Repeated preference					Omitted preference					Total
	2	3	4	5	Total	2	3	4	5	Total	
<b>Liberal Party</b>											
BROOKS, Adam	4	3	2	3	12	22	15	10	5	52	64
ELLIS, Felix	2	2	2	3	9	15	7	7	3	32	41
HENDRIKS, Lara	2	2	0	2	6	4	3	5	2	14	20
JAENSCH, Roger	0	2	4	1	7	6	3	7	3	19	26
ROCKLIFF, Jeremy	5	8	16	12	41	26	16	12	14	68	109
SHEEHAN, Stacey	0	1	0	0	1	5	1	0	3	9	10
<b>Australian Labor Party</b>											
BROAD, Shane	8	4	3	12	27	15	7	2	3	27	54
DIPROSE, Amanda	1	2	0	3	6	3	1	1	1	6	12
DOW, Anita	7	3	2	4	16	9	4	1	12	26	42
KEAY, Justine	4	2	1	3	10	6	6	0	6	18	28
RIPPON, Michelle	1	0	3	1	5	4	5	2	5	16	21
<b>Tasmanian Greens</b>											
BRIGGS, Darren	0	1	1	0	2	2	2	0	1	5	7
CORBETT, Maureen	1	0	0	0	1	0	0	0	0	0	1
MILNE, Tammy	2	0	1	2	5	0	0	1	1	2	7
MURRAY, Emily	0	0	0	0	0	2	0	1	2	5	5
PARSONS, Phill	0	0	0	0	0	1	1	0	1	3	3
<b>Shooters, Fishers, Farmers TAS</b>											
JONES, Brenton	5	2	2	2	11	11	32	5	2	50	61
SWANSON, Kim	1	2	2	2	7	7	15	4	4	30	37
<b>Ungrouped</b>											
GARLAND, Craig	6	4	4	0	14	23	15	8	3	49	63
HAMER, Liz	2	0	0	0	2	3	0	2	2	7	9
MORGAN, Matthew	1	1	0	0	2	3	1	6	0	10	12
<b>Total</b>	<b>52</b>	<b>39</b>	<b>43</b>	<b>50</b>	<b>184</b>	<b>167</b>	<b>134</b>	<b>74</b>	<b>73</b>	<b>448</b>	<b>632</b>

## 2021 House of Assembly elections

### Division of Clark – Informal ballot paper survey

Apparent intentional informal voting	
Blank	586
Deliberate informal or scribble/messages only	592
<b>Total</b>	<b>1 178</b>
Apparent unintentional informality	
Contains writing identifying elector	2
Contains only ticks or crosses	730
Some numbers but no first preference	76
One first preference, but includes repetitions or omissions between 2 and 5	668
Two or more first preferences	
• 2 first preferences	366
• 3 first preferences	84
• 4 first preferences	45
• 5 first preferences	155
• greater than 5 first preferences	74
<b>Total</b>	<b>2 200</b>
<b>Total</b>	<b>3 378</b>



## Division of Clark – Repetitions and omissions

This table shows a break up of the informal ballot paper category "One first preference, but includes repetitions or omissions between 2 and 5". The number of ballot papers are listed against the candidate who received the first preference, and by the subsequent preference that was repeated or omitted.

	Repeated preference					Omitted preference					Total	
	2	3	4	5	Total	2	3	4	5	Total		
<b>Liberal Party</b>												
ARCHER, Elise	12	4	15	10	41	12	7	8	11	38	79	
BEHRAKIS, Simon	2	0	6	6	14	5	2	4	2	13	27	
COATS, Will	6	1	1	2	10	4	2	0	0	6	16	
LENNON, Harvey	1	0	1	2	4	3	2	1	2	8	12	
OGILVIE, Madeleine	7	9	8	11	35	4	5	4	2	15	50	
<b>Australian Labor Party</b>												
CARNES, Deb	1	0	2	1	4	5	2	4	3	14	18	
CLARK, Chris	3	1	4	3	11	2	4	0	0	6	17	
DAVIS, Simon	6	3	3	3	15	5	2	2	3	12	27	
HADDAD, Ella	13	4	10	6	33	11	5	5	4	25	58	
MITCHELL, Sam	0	1	3	1	5	2	0	4	4	10	15	
<b>Tasmanian Greens</b>												
BAYLEY, Vica	1	1	1	1	4	4	1	3	0	8	12	
O'CONNOR, Cassy	12	9	11	10	42	7	5	3	5	20	62	
SMITH, Tim	2	1	1	0	4	0	2	1	1	4	8	
TAYLOR, Bec	2	0	0	3	5	0	0	1	1	2	7	
VOLF, Nathan	2	1	2	2	7	0	1	1	1	3	10	
<b>Shooters, Fishers, Farmers TAS</b>												
BENNETT, Lorraine	2	0	0	0	2	1	4	2	0	7	9	
LARGE, Andrew	1	0	1	1	3	1	12	3	0	16	19	
<b>Animal Justice Party</b>												
WESTCOTT, Tim	2	1	3	1	7	4	6	2	1	13	20	
<b>Federation Party Australia</b>												
STRINGER, Justin	0	0	0	1	1	4	2	1	1	8	9	
<b>Group B</b>												
JOHNSTON, Kristie	12	14	12	7	45	16	17	11	8	52	97	
<b>Group G</b>												
HICKEY, Sue	7	6	16	4	33	27	10	8	4	49	82	
<b>Ungrouped</b>												
DUTTA, Mike	2	0	1	0	3	2	0	0	0	2	5	
EWIN, Jax	3	0	0	0	3	0	0	1	3	4	7	
GERSHWIN, Lisa	1	0	1	0	2	0	0	0	0	0	2	
<b>Total</b>	<b>100</b>	<b>56</b>	<b>102</b>	<b>75</b>	<b>333</b>	<b>119</b>	<b>91</b>	<b>69</b>	<b>56</b>	<b>335</b>	<b>668</b>	

## 2021 House of Assembly elections

### Division of Franklin – Informal ballot paper survey

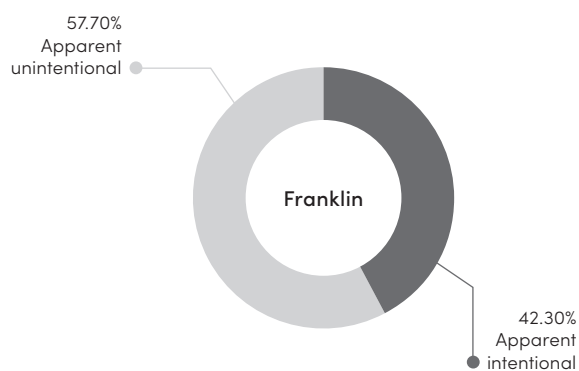
#### Apparent intentional informal voting

Blank	635
Deliberate informal or scribble/messages only	647
<b>Total</b>	<b>1 282</b>

#### Apparent unintentional informality

Contains writing identifying elector	3
Contains only ticks or crosses	671
Some numbers but no first preference	89
One first preference, but includes repetitions or omissions between 2 and 5	520
Two or more first preferences	
• 2 first preferences	234
• 3 first preferences	49
• 4 first preferences	26
• 5 first preferences	41
• greater than 5 first preferences	116
<b>Total</b>	<b>1 749</b>

<b>Total</b>	<b>3 031</b>
--------------	--------------



## Division of Franklin – Repetitions and omissions

This table shows a break up of the informal ballot paper category "One first preference, but includes repetitions or omissions between 2 and 5". The number of ballot papers are listed against the candidate who received the first preference, and by the subsequent preference that was repeated or omitted.

	Repeated preference					Omitted preference					Total
	2	3	4	5	Total	2	3	4	5	Total	
<b>Liberal Party</b>											
ENDERS, Bec	1	1	3	4	9	3	1	3	1	8	17
PETRUSMA, Jacquie	13	11	5	11	40	8	12	5	7	32	72
STREET, Nic	3	4	3	6	16	2	2	2	5	11	27
WALKER, James	2	0	2	6	10	4	3	0	1	8	18
YOUNG, Dean	4	1	2	4	11	1	5	0	3	9	20
<b>Australian Labor Party</b>											
BRUMBY, Amy	2	0	0	0	2	2	1	0	4	7	9
CANGELOSI, Fabiano	1	1	3	0	5	4	2	1	0	7	12
O'BYRNE, David	8	4	6	3	21	11	12	5	5	33	54
STANDEN, Alison	4	2	2	4	12	4	3	3	0	10	22
THORPE, Toby	3	0	2	0	5	5	1	5	1	12	17
WINTER, Dean	14	7	8	5	34	13	7	6	9	35	69
<b>Tasmanian Greens</b>											
CORDOVER, Gideon	1	0	0	2	3	1	2	1	1	5	8
DARKO, Kit	0	1	0	0	1	1	0	1	0	2	3
HARRISON, Phoenix	2	0	0	1	3	1	2	0	1	4	7
VERRIER, Bridget	0	0	0	2	2	1	0	3	0	4	6
WOODRUFF, Rosalie	8	8	9	15	40	1	8	3	3	15	55
<b>Shooters, Fishers, Farmers TAS</b>											
BROADBY, Shane	3	3	1	0	7	2	0	15	0	17	24
BYFIELD, Rebecca	1	0	2	0	3	2	4	9	0	15	18
CAIRNS, Robert	3	3	0	0	6	3	0	14	3	20	26
<b>Animal Justice Party</b>											
TANNER, Mark	3	0	0	0	3	15	3	3	1	22	25
<b>Ungrouped</b>											
FLANNERY, Francis	0	0	1	1	2	0	1	1	0	2	4
SPILIOPOULOS, George	1	1	0	0	2	3	2	0	0	5	7
<b>Total</b>	<b>77</b>	<b>47</b>	<b>49</b>	<b>64</b>	<b>237</b>	<b>87</b>	<b>71</b>	<b>80</b>	<b>45</b>	<b>283</b>	<b>520</b>

## 2021 House of Assembly elections

### Division of Lyons – Informal ballot paper survey

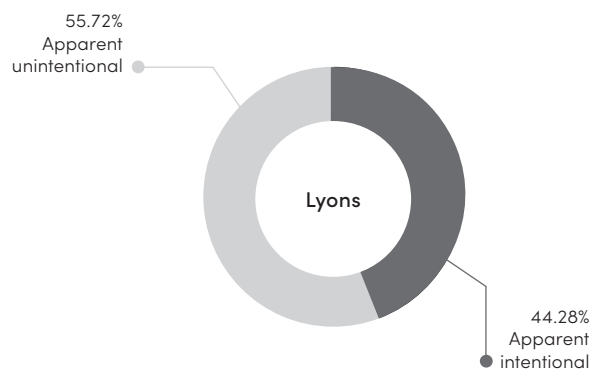
#### Apparent intentional informal voting

Blank	1 033
Deliberate informal or scribble/messages only	977
<b>Total</b>	<b>2 010</b>

#### Apparent unintentional informality

Contains writing identifying elector	2
Contains only ticks or crosses	795
Some numbers but no first preference	127
One first preference, but includes repetitions or omissions between 2 and 5	817
Two or more first preferences	
• 2 first preferences	416
• 3 first preferences	122
• 4 first preferences	53
• 5 first preferences	49
• greater than 5 first preferences	148
<b>Total</b>	<b>2 529</b>

<b>Total</b>	<b>4 539</b>
--------------	--------------



## Division of Lyons – Repetitions and omissions

This table shows a break up of the informal ballot paper category "One first preference, but includes repetitions or omissions between 2 and 5". The number of ballot papers are listed against the candidate who received the first preference, and by the subsequent preference that was repeated or omitted.

	Repeated preference					Omitted preference					Total
	2	3	4	5	Total	2	3	4	5	Total	
<b>Liberal Party</b>											
BARNETT, Guy	16	13	16	7	<b>52</b>	14	14	11	14	<b>53</b>	<b>105</b>
BOWER, Susie	7	1	5	0	<b>13</b>	3	1	6	4	<b>14</b>	<b>27</b>
CAMERON, Stephanie	4	5	7	6	<b>22</b>	10	2	3	5	<b>20</b>	<b>42</b>
DERKSEN, Justin	2	2	1	2	<b>7</b>	10	5	6	3	<b>24</b>	<b>31</b>
SHELTON, Mark	10	6	7	7	<b>30</b>	14	6	9	8	<b>37</b>	<b>67</b>
TUCKER, John	10	3	7	3	<b>23</b>	18	4	9	9	<b>40</b>	<b>63</b>
<b>Australian Labor Party</b>											
BATT, Edwin	1	2	0	0	<b>3</b>	6	1	2	0	<b>9</b>	<b>12</b>
BUTLER, Jen	3	1	5	4	<b>13</b>	6	7	2	5	<b>20</b>	<b>33</b>
GAFFNEY, Gerard	4	0	2	1	<b>7</b>	1	1	1	1	<b>4</b>	<b>11</b>
LAMBERT, Janet	3	1	1	0	<b>5</b>	6	8	6	7	<b>27</b>	<b>32</b>
WHITE, Rebecca	21	10	17	13	<b>61</b>	35	12	16	20	<b>83</b>	<b>144</b>
<b>Tasmanian Greens</b>											
JOHNSTONE, Liz	2	2	3	5	<b>12</b>	1	2	1	1	<b>5</b>	<b>17</b>
MILLAR, Glenn	1	1	0	0	<b>2</b>	3	0	1	1	<b>5</b>	<b>7</b>
MORRIS, Tim	1	0	0	3	<b>4</b>	0	1	0	0	<b>1</b>	<b>5</b>
PIERCE, Jill	0	0	0	1	<b>1</b>	2	0	1	1	<b>4</b>	<b>5</b>
SHAPCOTT, Isabel	0	0	0	2	<b>2</b>	0	2	4	1	<b>7</b>	<b>9</b>
<b>Shooters, Fishers, Farmers TAS</b>											
DI FALCO, Carlo	6	11	8	6	<b>31</b>	82	23	15	7	<b>127</b>	<b>158</b>
<b>Animal Justice Party</b>											
McLAY, Sharon	2	2	0	1	<b>5</b>	19	1	5	5	<b>30</b>	<b>35</b>
<b>Ungrouped</b>											
LANE, George	1	3	3	0	<b>7</b>	6	0	1	0	<b>7</b>	<b>14</b>
<b>Total</b>	<b>94</b>	<b>63</b>	<b>82</b>	<b>61</b>	<b>300</b>	<b>236</b>	<b>90</b>	<b>99</b>	<b>92</b>	<b>517</b>	<b>817</b>



# Appendix B

---

## Last 3 periodic cycles of Legislative Council elections

2004–2021

## Last 6 House of Assembly elections

1 May 2021

3 March 2018

15 March 2014

20 March 2010

18 March 2006

20 July 2002

## Legislative Council election statistics

This table contains statistics on the last three periodic cycles of Legislative Council elections. For earlier elections statistics, see previous editions of this publication.

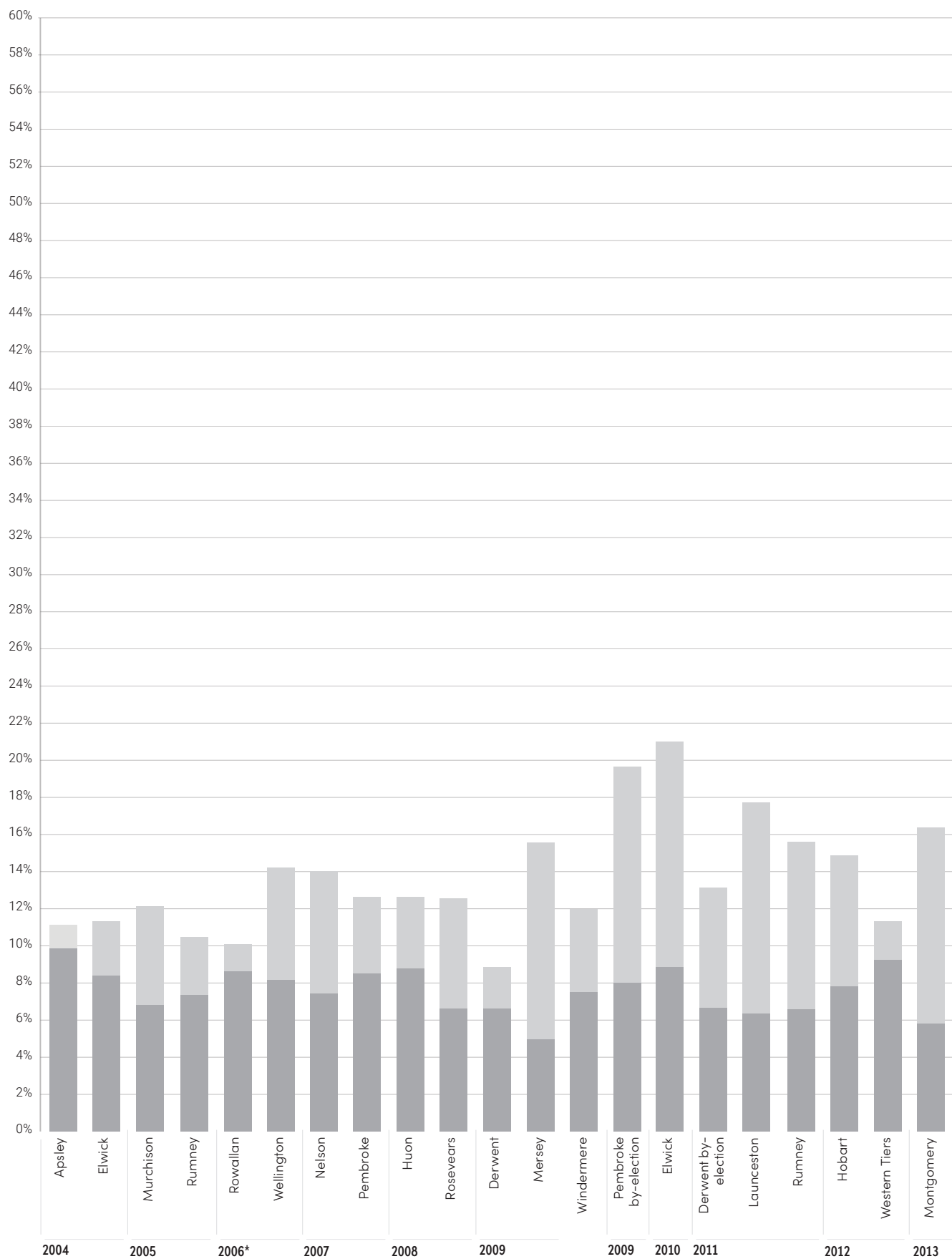
		No. of candidates	Electors Enrolled	Electors who voted		Pre-poll voters		Postal voters				Informal votes	
				Number	% of enrolled electors	Number	% of electors who voted**	Number issued	% of enrolled electors	Number admitted	% of electors who voted**	Number	% of electors who voted
2004	Apsley	10	22 240	20 219	90.91%	251	1.24%	2 158	9.70%	1 997	9.88%	1 086	5.37%
	Elwick	4	22 202	18 982	85.50%	557	2.93%	1 731	7.80%	1 592	8.39%	1 025	5.40%
2005	Murchison	5	23 891	21 315	89.22%	1 129	5.30%	1 569	6.57%	1 456	6.83%	755	3.54%
	Paterson	1	UNCONTESTED										
	Rumney	4	22 583	19 388	85.85%	601	3.10%	1 520	6.73%	1 426	7.36%	720	3.71%
2006*	Rowallan	2	21 511	17 889	83.16%	255	1.43%	1 660	7.72%	1 549	8.66%	974	5.44%
	Wellington	6	23 333	17 579	75.34%	1 063	6.05%	1 469	6.30%	1 438	8.18%	622	3.54%
2007	Montgomery	1	UNCONTESTED										
	Nelson	6	23 118	18 729	81.01%	1 235	6.59%	1 493	6.46%	1 392	7.43%	494	2.64%
	Pembroke	6	23 451	20 525	87.52%	843	4.11%	1 879	8.01%	1 746	8.51%	669	3.26%
2008	Huon	2	24 539	20 332	82.86%	777	3.82%	1 987	8.10%	1 793	8.82%	748	3.68%
	Rosevears	2	23 402	18 760	80.16%	1 107	5.90%	1 369	5.85%	1 244	6.63%	881	4.70%
<b>Elections conducted on new boundaries determined 10 May 2008</b>													
2009	Derwent	3	24 491	20 098	82.06%	448	2.23%	1 495	6.10%	1 335	6.64%	855	4.25%
	Mersey	4	23 568	20 271	86.01%	2 148	10.60%	1 134	4.81%	1 010	4.98%	564	2.78%
	Windermere	5	23 311	18 756	80.46%	832	4.44%	1 530	6.56%	1 411	7.52%	672	3.58%
	Pembroke by-election	8	24 697	21 005	85.05%	2 445	11.64%	1 876	7.60%	1 683	8.01%	740	3.52%
2010	Apsley	1	UNCONTESTED										
	Elwick	3	25 242	20 476	81.19%	2 481	12.12%	2 007	7.95%	1 814	8.86%	842	4.10%
2011	Derwent by-election	5	24 905	21 085	84.66%	1 359	6.45%	1 578	6.34%	1 407	6.67%	1 410	6.69%
	Launceston	4	23 689	20 010	84.47%	2 270	11.34%	1 409	5.95%	1 276	6.38%	673	3.36%
	Murchison	1	UNCONTESTED										
	Rumney	6	25 289	21 578	85.33%	1 946	9.02%	1 519	6.01%	1 421	6.59%	968	4.49%
2012	Hobart	6	23 690	17 949	75.77%	1 265	7.05%	1 606	6.78%	1 402	7.81%	550	3.06%
	Western Tiers	2	23 478	19 136	81.51%	398	2.08%	1 973	8.40%	1 771	9.25%	1 080	5.64%
2013	Montgomery	4	23 866	20 715	86.80%	2 184	10.54%	1 374	5.76%	1 209	5.84%	1 096	5.29%
	Nelson	4	22 983	18 818	81.88%	1 906	10.13%	1 799	7.83%	1 572	8.35%	668	3.55%
	Pembroke	3	24 727	21 260	85.98%	1 928	9.07%	1 981	8.01%	1 802	8.48%	774	3.64%

		No. of candidates	Electors Enrolled	Electors who voted		Pre-poll voters		Postal voters				Informal votes	
				Number	% of enrolled electors	Number	% of electors who voted**	Number issued	% of enrolled electors	Number admitted	% of electors who voted**	Number	% of electors who voted
2014	Huon	7	25 276	21 528	85.17%	855	3.97%	2 310	9.14%	2 049	9.52%	912	4.24%
	Rosevears	2	25 047	20 369	81.32%	2 419	11.88%	1 663	6.64%	1 428	7.01%	728	3.57%
2015	Derwent	2	25 816	20 698	80.18%	1 340	6.47%	1 539	5.96%	1 399	6.76%	1 283	6.20%
	Mersey	2	23 857	20 245	84.86%	2 256	11.14%	1 204	5.05%	1 098	5.42%	737	3.64%
	Windermere	4	23 374	18 375	78.61%	1 209	6.58%	1 634	6.99%	1 488	8.10%	972	5.29%
2016	Apsley	4	23 334	19 623	84.10%	1 979	10.09%	1 810	7.76%	1 580	8.05%	788	4.02%
	Elwick	3	25 580	20 135	78.71%	2 407	11.95%	1 585	6.20%	1 411	7.01%	1 019	5.06%
2017	Launceston	6	24 270	20 441	84.22%	2 410	11.79%	1 768	7.28%	1 520	7.44%	746	3.65%
	Murchison	2	24 145	20 392	84.46%	2 643	12.96%	1 611	6.67%	1 401	6.87%	676	3.32%
	Rumney	6	27 891	23 554	84.45%	2 768	11.75%	1 743	6.25%	1 515	6.43%	919	3.90%
	Pembroke by-election	7	26 079	22 266	85.38%	3 393	15.24%	1 672	6.41%	1 479	6.64%	772	3.47%
<b>Elections conducted on new boundaries determined 5 August 2017</b>													
2018	Hobart	6	24 665	18 849	76.42%	2 491	13.22%	1 687	6.84%	1 419	7.53%	554	2.94%
	Prosser	13	23 527	20 345	86.48%	2 614	12.85%	2 061	8.76%	1 880	9.24%	1 018	5.00%
2019	Montgomery	4	27 913	23 520	84.26%	4 656	19.80%	1 156	4.14%	1 020	4.34%	889	3.78%
	Nelson	10	24 086	19 826	82.31%	4 135	20.86%	1 288	5.35%	1 077	5.43%	547	2.76%
	Pembroke	5	22 980	19 583	85.22%	3 428	17.50%	1 290	5.61%	1 129	5.77%	632	3.23%
2020	Huon	6	26 048	22 287	85.56%	1 787	8.02%	10 964	42.09%	10 366	46.51%	571	2.56%
	Rosevears	6	27 503	23 326	84.81%	2 758	11.82%	11 445	41.61%	10 732	46.01%	462	1.98%
2021	Derwent	3	26 618	21 730	81.64%	4 375	20.13%	2 162	8.12%	1 734	7.98%	1 217	5.60%
	Mersey	1	28 627	UNCONTESTED									
	Windermere	5	27 342	22 360	81.78%	4 309	19.27%	2 526	9.24%	2 051	9.17%	1 084	4.85%

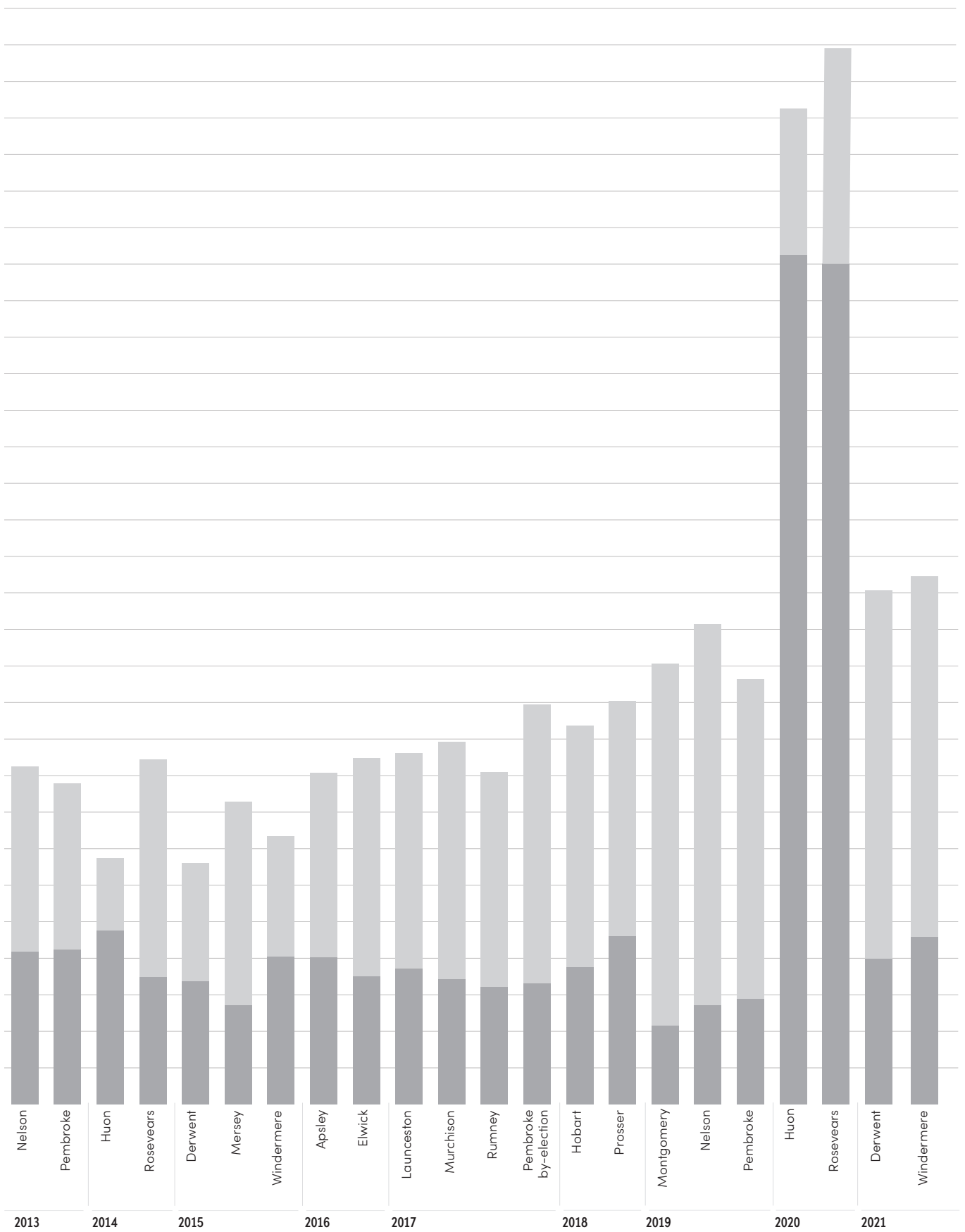
\* Note since 2006 voters issued with interstate pre-polls and Antarctic votes have been counted as postal votes. Since 2010 express votes have also been included with the postal count.

\*\* In previous editions this was “% of enrolled electors”, but it appears more relevant to report this statistic as a proportion of electors who voted. During the COVID pandemic in 2020 the TEC encouraged postal voting, resulting in a higher percentage of postal ballots.

## Early votes (pre-poll and postal) admitted as a percentage of electors who voted



● Pre-poll  
● Postal



## House of Assembly election statistics

### General election statistics

	1-May-21	3-Mar-18	15-Mar-14	20-Mar-10	18-Mar-06	20-Jul-02
Estimated mean population	541 500	524 700	513 400	504 400	486 000	473 300
Voting Eligible Population (VEP)	404 844	389 894	382 263	n/a	n/a	n/a
Close of roll enrolment	394 432	381 183	366 442	357 315	341 481	332 473
Enrolment (% of mean population)	72.84	72.65	71.38	70.84	70.26	70.25
Enrolment rate (% of VEP)	97.43	97.77	95.86	n/a	n/a	n/a
Ballot papers cast	359 805	352 180	342 595	335 353	324 008	311 637
% of electors on the roll	91.22	92.39	93.49	93.85	94.88	93.73
Formal ballot papers	341 350	334 871	326 163	320 438	309 622	296 470
Informal ballot papers	18 455	17 309	16 432	14 915	14 386	15 167
Informality rate (%)	5.13	4.91	4.80	4.45	4.44	4.87
No. of candidates	105	109	126	89	95	112
No. of deposits forfeited	50	55	47	37	46	62
No. elected at first count	5	7	8	6	7	7
Total number of counts*	203	253	330	194	198	2 500
Greatest no. of counts in a division	52	73	87	59	47	739

\*Amalgamated transfer values were used from 2006 onwards.

### Party representation

	Liberal Party		Australian Labor Party		Tasmanian Greens		Other		
	Proportion of seats	Seats won	Proportion of seats	Seats won	Proportion of seats	Seats won	Proportion of seats	Seats won	
2021	12.18	13	7.05	9	3.09	2	2.67	1	25 Members
2018	12.56	13	8.16	10	2.57	2	1.70	0	25 Members
2014	12.80	15	6.83	7	3.46	3	1.91	0	25 Members
2010	9.75	10	9.22	10	5.40	5	0.63	0	25 Members
2006	7.95	7	12.32	14	4.16	4	0.57	0	25 Members
2002	6.85	7	12.97	14	4.53	4	0.65	0	25 Members

## Close of roll enrolment

	Bass	Braddon	Clark <sup>^</sup>	Franklin	Lyons	Tasmania
2021	78 182	81 211	73 998	78 130	82 911	394 432
2018	74 624	73 601	74 397	79 290	79 271	381 183
2014	72 754	72 238	72 445	74 189	74 816	366 442
2010	71 305	72 016	71 322	70 326	72 346	357 315
2006	67 160	69 835	68 207	69 903	66 376	341 481
2002	65 772	67 760	67 975	67 564	63 402	332 473

## Ballot papers cast

	Bass	Braddon	Clark <sup>^</sup>	Franklin	Lyons	Tasmania	Percentage
2021	70 896	73 924	67 131	72 289	75 565	359 805	91.22%
2018	68 499	68 098	68 026	74 161	73 396	352 180	92.39%
2014	67 589	67 757	67 174	69 893	70 182	342 595	93.49%
2010	66 860	67 773	66 317	66 593	67 810	335 353	93.85%
2006	63 703	66 394	64 285	66 523	63 103	324 008	94.88%
2002	61 788	63 928	62 959	63 462	59 500	311 637	93.73%

## Informality rate (%)

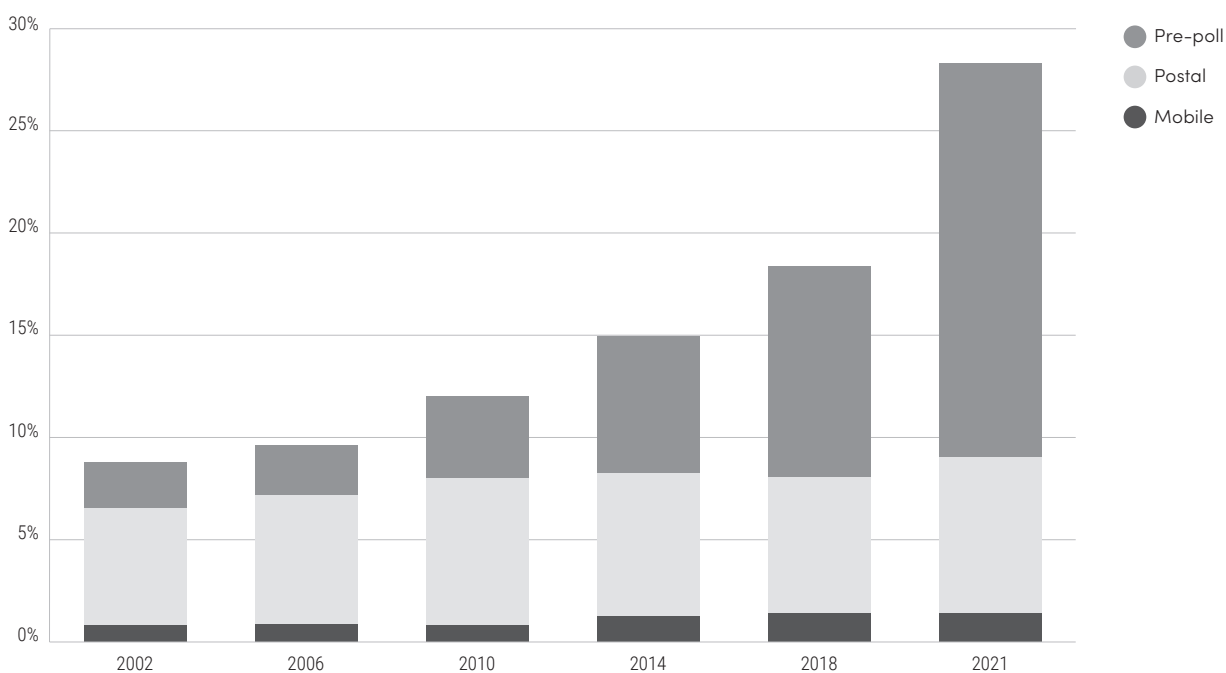
	Bass	Braddon	Clark <sup>^</sup>	Franklin	Lyons	Tasmania
2021	5.00	5.36	5.03	4.19	6.01	5.13
2018	5.14	5.57	4.17	4.03	5.69	4.91
2014	4.63	5.12	4.79	3.99	5.45	4.80
2010	4.73	4.86	3.83	3.83	4.97	4.45
2006	4.72	4.65	4.27	3.86	4.73	4.44
2002	5.21	4.83	4.33	4.63	5.37	4.87

<sup>^</sup>was Division of Denison prior to 2021 elections. Following amendments to the Constitution Act, which gained Royal Assent on 28 September 2018, House of Assembly electoral names and boundaries were updated to match changes to Federal divisions.

## Special votes admitted

	2002	2006	2010	2014	2018	2021
Polling Day - Out of Division	15 193	17 462	20 890	21 649	23 311	17 444
Provisional	1 319	3 556	3 315	1 979	1 488	1 665
Early votes						
Pre-poll	6 966	7 938	13 456	22 830	36 426	69 644
Postal	17 916	20 446	24 101	24 086	23 425	26 942
Mobile	2 512	2 821	2 720	4 197	4 933	4 992
Total Early votes	27 394	20 446	40 277	51 113	64 784	101 578
<b>Total</b>	<b>43 906</b>	<b>41 464</b>	<b>64 482</b>	<b>74 741</b>	<b>89 583</b>	<b>120 687</b>

### Early votes (pre-poll, postal, mobile special votes) admitted as a percentage of total ballot papers cast



## Exhausted votes

	Bass	Braddon	Clark <sup>^</sup>	Franklin	Lyons	Tasmania
2021	3 529	2 635	3 020	1 641	1 706	12 531
2018	5 983	4 934	2 992	1 191	7 224	22 324
2014	4 948	5 516	6 630	2 212	3 458	22 764
2010	2 635	2 224	2 830	2 896	2 128	12 713
2006	984	526	2 135	1 065	540	5 250
2002	1 093	1 153	4 641	1 937	2 392	11 216

<sup>^</sup>was Division of Denison prior to 2021 elections. Following amendments to the Constitution Act, which gained Royal Assent on 28 September 2018, House of Assembly electoral names and boundaries were updated to match changes to Federal divisions.

# Appendix C

---

## Candidate details

2019-2021 Legislative Council elections

2021 House of Assembly elections

## Legislative Council candidate details

### 2019 Periodic elections

#### Division of Montgomery

FULLER, Cheryl	Training Organisation Manager	West Ulverstone	Independent
*^ HISCUTT, Leonie	Politician/Farmer	Howth	Liberal Party
JONES, Brenton	Maritime Master and Engineer	Melrose	Shooters, Fishers, Farmers TAS
RIPPON, Michelle	Teacher	Devonport	Australian Labor Party

#### Division of Nelson

BAYLEY, Vica	Advocate and Educator	Taroona	Independent
BENNETT, Lorraine	Retired	Granton	Shooters, Fishers, Farmers TAS
BREWER, Deborah	Teacher	Sandy Bay	Tasmanian Greens
BROWNLESS, Blair	School Teacher	Seven Mile Beach	Independent
FARMER, John (Polly)	Cartoonist	Sandy Bay	Independent
GRIGGS, Richard	Lawyer	New Town	Independent
MANNING, Robert	Lawyer	Sandy Bay	Independent
OGILVIE, Madeleine	Barrister and Solicitor	South Hobart	Independent
STREET, Nic	Adviser	Blackmans Bay	Liberal Party
^ WEBB, Meg	Manager	West Hobart	Independent

#### Division of Pembroke

CORNISH, Ronald	Retired	Rose Bay	Independent
DI FALCO, Carlo	Council Employee	Forcett	Shooters, Fishers, Farmers TAS
JOHNSON, Kristy	Fitness Club Owner/Manager	West Moonah	Liberal Party
MULDER, Tony	Clarence Councillor	Howrah	Independent
*^ SIEJKA, Jo	Legislative Councillor	Bellerive	Australian Labor Party

### 2020 Periodic elections

#### Division of Huon

ARMSTRONG, Debbie Louise	Hairdresser	Cygnets	Independent
* ARMSTRONG, Robert	Politician	Cygnets	Independent
CAMERON, Garrick	Business Development Manager	Copping	Shooters, Fishers, Farmers TAS
CARUANA, Pat	Media and Communications Advisor	Cambridge	Tasmanian Greens
HARRISS, Dean	Building Supervisor	Huonville	Independent
^ SEIDEL, Bastian	Medical Doctor	Mountain River	Australian Labor Party

**Division of Rosevears**

DAVENPORT, Jack	Social Worker	Blackwall	Tasmanian Greens
FINLAY, Janie	Local Government Councillor	Riverside	Independent
FRY, David	Administrator	Riverside	Independent
GALE, Vivienne	Company Director	East Launceston	Independent
GREENE, Jess	Union Organiser	Riverside	Australian Labor Party
<sup>^</sup> PALMER, Jo	Journalist	West Launceston	Liberal Party

**2021 Periodic elections****Division of Derwent**

DAVIS, Ivan	Retired	Claremont	Animal Justice Party
<sup>*^</sup> FARRELL, Craig	Member of Parliament	New Norfolk	Australian Labor Party
SHAW, Ben	Mayor	Lawitta	Liberal Party

**Division of Mersey**

<sup>*^</sup> GAFFNEY, Michael	Member of Parliament	Latrobe	Independent
--------------------------------	----------------------	---------	-------------

**Division of Windermere**

<sup>^</sup> DUIGAN, Nick	Television presenter	Newstead	Liberal Party
GALE, Vivienne	Director	East Launceston	Independent
LYONS, Geoff	Councillor	Riverside West	Australian Labor Party
SMITH, Will	Self-employed	Invermay	Independent
SOWARD, Rob	Councillor	South Launceston	Independent

\* denotes incumbent member

<sup>^</sup> denotes elected candidate

## House of Assembly candidate details

### Division of Bass

#### Liberal Party

ALEXANDER, Lara	CEO	Newstead
*^ COURTNEY, Sarah	Member of Parliament	Sidmouth
*^ FERGUSON, Michael	Member of Parliament	Trevallyn
*^ GUTWEIN, Peter	Member of Parliament	Launceston
KIESER, Greg	Mayor	Low Head
WOOD, Simon	Electorate Officer	Newstead

#### Australian Labor Party

^ FINLAY, Janie	Councillor	Trevallyn
HINDS, Adrian	Brewery Technician	Newstead
* HOUSTON, Jennifer	Member of Parliament	Newstead
*^ O'BYRNE, Michelle	Member of Parliament	East Launceston
POWELL, Owen	Farmer	Scottsdale

#### Animal Justice Party

WOODBURY, Sue	Retired	South Launceston
---------------	---------	------------------

#### Tasmanian Greens

DAVENPORT, Jack	Social Worker	Blackwall
HALL, Tom	Medical doctor	Launceston
HOUGHTON, Mitchell	Horticulturist/Gardener	Blackstone Heights
LAYTON-BENNETT, Anne	Writer	Swan Bay
ROSOL, Cecily	Self-employed	South Launceston

#### Shooters, Fishers, Farmers TAS

HARVEY, Andrew	Retired	Loira
----------------	---------	-------

#### Ungrouped

RAMAGE, Roy	Economic Development (Retired)	Grindelwald
-------------	--------------------------------	-------------

\* denotes incumbent member

^ denotes elected candidate

**Division of Braddon****Shooters, Fishers, Farmers TAS**

JONES, Brenton	Marine Master (Semi Retired)	Melrose
SWANSON, Kim	Faceter	Burnie

**Australian Labor Party**

*^ BROAD, Shane	Member of Parliament	Turners Beach
DIPROSE, Amanda	Electorate Officer	Ulverstone
*^ DOW, Anita	Member of Parliament	Romaine
KEAY, Justine	Project Officer	Ambleside
RIPPON, Michelle	Teacher	Devonport

**Liberal Party**

^ BROOKS, Adam	Chief Executive Officer	Penguin
* ELLIS, Felix	Member of Parliament	Sassafras
HENDRIKS, Lara	Executive Director	Devonport
*^ JAENSCH, Roger	Member of Parliament	Wynyard
*^ ROCKLIFF, Jeremy	Member of Parliament	Sassafras
SHEEHAN, Stacey	Real Estate Principal	Devonport

**Tasmanian Greens**

BRIGGS, Darren	Doctor	Penguin
CORBETT, Maureen	Retired	Wynyard
MILNE, Tammy	Advocate	Devonport
MURRAY, Emily	Registered Nurse	Ulverstone
PARSONS, Phill	Horticulturalist	Eugenana

**Ungrouped**

GARLAND, Craig	Fisherman	Boat Harbour
HAMER, Liz	Farmer	Strahan
MORGAN, Matthew	Professional Fisherman	Stanley

\* denotes incumbent member

^ denotes elected candidate

## House of Assembly candidate details

### Division of Clark

#### Tasmanian Greens

BAYLEY, Vica	Executive Advisor	Taroona
*^ O'CONNOR, Cassy	Member of Parliament	West Hobart
SMITH, Tim	Disability Pensioner	New Town
TAYLOR, Bec	Social Worker	Blackmans Bay
VOLF, Nathan	Social Worker	Sandy Bay

#### Group B

^ JOHNSTON, Kristie	Mayor	Glenorchy
---------------------	-------	-----------

#### Australian Labor Party

CARNES, Deb	Registered Nurse	New Norfolk
CLARK, Chris	State Organiser CEPU Tasmania	Granton
DAVIS, Simon	Table Gaming Inspector	Sandy Bay
*^ HADDAD, Ella	Member of Parliament	Lenah Valley
MITCHELL, Sam	Communications Specialist	Mount Stuart

#### Federation Party Tasmania

STRINGER, Justin	Operations Manager	Old Beach
------------------	--------------------	-----------

#### Animal Justice Party

WESTCOTT, Tim	Software Developer	Glenorchy
---------------	--------------------	-----------

#### Shooters, Fishers, Farmers TAS

BENNETT, Lorraine	Retired	Granton
LARGE, Andrew	Retail Sales Manager	Lenah Valley

#### Group G

* HICKEY, Sue	Member of Parliament	Rosetta
---------------	----------------------	---------

#### Liberal Party

*^ ARCHER, Elise	Member of Parliament	Tolmans Hill
BEHRAKIS, Simon	Councillor	Tolmans Hill
COATS, Will	Councillor	Dynnyrne
LENNON, Harvey	Executive	South Hobart
*^ OGILVIE, Madeleine	Member of Parliament	South Hobart

#### Ungrouped

DUTTA, Mike	Businessman	Sandy Bay
EWIN, Jax	Florist	Goodwood
GERSHWIN, Lisa	Research Scientist	Battery Point

\* denotes incumbent member

^ denotes elected candidate

**Division of Franklin****Shooters, Fishers, Farmers TAS**

BROADBY, Shane	Process Plant Operator	Bellerive
BYFIELD, Rebecca	Marketing Director	Oakdowns
CAIRNS, Robert	Manager Retail Store	Warrane

**Tasmanian Greens**

CORDOVER, Gideon	Councillor	Allens Rivulet
DARKO, Kit	Computer Programmer	Rokeby
HARRISON, Phoenix	Yoga and Pilates Teacher	Blackmans Bay
VERRIER, Bridget	Registered Nurse	Rokeby
*^ WOODRUFF, Rosalie	Member of Parliament	Petcheys Bay

**Australian Labor Party**

BRUMBY, Amy	Union Official	Kingston
CANGELOSI, Fabiano	Barrister	Margate
*^ O'BYRNE, David	Member of Parliament	New Town
* STANDEN, Alison	Member of Parliament	Bellerive
THORPE, Toby	Community Advocate	Kingston
^ WINTER, Dean	Mayor	Kingston Beach

**Animal Justice Party**

TANNER, Mark	Teacher Assistant	Sandford
--------------	-------------------	----------

**Liberal Party**

ENDERS, Bec	Mayor	Franklin
*^ PETRUSMA, Jacquie	Member of Parliament	Roches Beach
*^ STREET, Nic	Member of Parliament	Blackmans Bay
WALKER, James	Podiatrist	Lindisfarne
YOUNG, Dean	Newsagent	Bellerive

**Ungrouped**

FLANNERY, Francis	Political Activist	Snug
SPILIOPOULOS, George	Philanthropist	Bellerive

\* denotes incumbent member

^ denotes elected candidate

### Division of Lyons

#### Liberal Party

*^ BARNETT, Guy	Member of Parliament	Newstead
BOWER, Susie	Chief Executive Officer	Westbury
CAMERON, Stephanie	Electorate Officer	Chudleigh
DERKSEN, Justin	Accredited Building Practitioner	New Norfolk
*^ SHELTON, Mark	Member of Parliament	Bracknell
*^ TUCKER, John	Member of Parliament	St Helens

#### Tasmanian Greens

JOHNSTONE, Liz	Campaigns Advisor	Falmouth
MILLAR, Glenn	Volunteer	Forcett
MORRIS, Tim	Retired	New Norfolk
PIERCE, Jill	Social Worker	Eaglehawk Neck
SHAPCOTT, Isabel	Shopkeeper	Deloraine

#### Shooters, Fishers, Farmers TAS

DI FALCO, Carlo	Council Employee	Forcett
-----------------	------------------	---------

#### Animal Justice Party

McLAY, Sharon	Retired	Gray
---------------	---------	------

#### Australian Labor Party

BATT, Edwin	Farmer	Melton Mowbray
*^ BUTLER, Jen	Member of Parliament	St Helens
GAFFNEY, Gerard	Seafarer	Railton
LAMBERT, Janet	Electorate Officer	Devon Hills
*^ WHITE, Rebecca	Member of Parliament	Richmond

#### Ungrouped

LANE, George	Electrochemist	St Helens
--------------	----------------	-----------

\* denotes incumbent member

^ denotes elected candidate

# Appendix D

---

## Polling place details

2019-2021 Legislative Council elections

2021 House of Assembly elections

Following amendments to the Constitution Act, which gained Royal Assent on 28 September 2018, House of Assembly electoral names and boundaries were updated to match changes to Federal divisions.

## Legislative Council polling place details

### 2019 Periodic elections

Division of Montgomery				
Polling place name	Locality	Premise name	Address	Postcode
Agfest	Agfest	Agfest	Quercus – Rural Youth Park, Oaks Rd, Carrick	7291
Abbotsham	Abbotsham	Abbotsham Hall	590 Castra Rd, Abbotsham	7315
Acton	Acton	Burnie Child and Family Centre	36 Thorne St, Acton	7320
Claude Road	Claude Road	Claude Road Memorial Hall	787 Claude Rd, Claude Road	7306
Forth	Forth	Forth Primary School	45 Wilmot Rd, Forth	7310
Gawler	Gawler	Gawler Hall	15 Top Gawler Rd, Gawler	7315
Havenview	Havenview	Havenview Primary School	15 Marriott St, Burnie	7320
Heybridge	Heybridge	Blythe Heads Hall	1 Sice Ave, Heybridge	7316
Highclere	Highclere	Highclere Community Centre	1558 Ridgley Hwy, Highclere	7321
Lower Barrington	Lower Barrington	Lower Barrington Public Hall	1027 Sheffield Rd, Lower Barrington	7306
Natone	Natone	Natone Primary School	100 Upper Natone Rd, Natone	7321
North Motton	North Motton	North Motton Hall	578 Preston Rd, North Motton	7315
Penguin	Penguin	Penguin Uniting Church Hall	50 Main Rd, Penguin	7316
Preston	Preston	Preston Community Centre	1833 Preston Rd, Preston	7315
Riana	Riana	Riana Community Centre	1221 Pine Rd, Riana	7316
Ridgley	Ridgley	Ridgley Primary School	904 Ridgley Hwy, Ridgley	7321
Romaine	Romaine	Romaine Park Primary School	Cnr Roslyn Ave and Mount St, Romaine	7320
Sheffield	Sheffield	Sheffield School, Music Room	12 Henry St, Sheffield	7306
South Riana	South Riana	South Riana Hall	776 South Riana Rd, South Riana	7316
Sprent	Sprent	Sprent Primary School	1245 Castra Rd, Sprent	7315
Stowport	Stowport	Stowport Public Hall	580 Stowport Rd, Stowport	7321
Sulphur Creek	Sulphur Creek	Sulphur Creek Hall	310 Preservation Dr, Sulphur Creek	7316
Turners Beach	Turners Beach	Turners Beach Community Centre	Henry St, Turners Beach	7315
Ulverstone Central	Ulverstone	Ulverstone Senior Citizens Club	16 King Edward St, Ulverstone	7315
Ulverstone East	Ulverstone	East Ulverstone Primary School	18 Crawford St, Ulverstone	7315
Ulverstone South	Ulverstone	Ulverstone Secondary College	38 Leven St, Ulverstone	7315
West Ulverstone	West Ulverstone	West Ulverstone Primary School	34 Maud St, Ulverstone	7315
Wilmot	Wilmot	Wilmot Primary School	61 Main Rd, Wilmot	7310
Wivenhoe	Wivenhoe	Wivenhoe Campus Leighland Christian School	Stowport Rd, Wivenhoe	7320

## 2019 Periodic elections

Division of Nelson				
Polling place name	Locality	Premise name	Address	Postcode
Agfest	Agfest	Agfest	Quercus – Rural Youth Park, Oaks Rd, Carrick	7291
Blackmans Bay	Blackmans Bay	Blackmans Bay Primary School	177 Roslyn Ave, Blackmans Bay	7052
Dynnyrne	Dynnyrne	Princes Street Primary School	Randall St, Sandy Bay	7005
Kingston	Kingston	Kingborough Council	15 Channel Hwy, Kingston	7050
Maranoa Heights	Kingston	Southern Christian College	150 Redwood Rd, Kingston	7050
Kingston Beach	Kingston Beach	Kingston Beach Community Hall	20 Beach Rd, Kingston Beach	7050
Mount Nelson	Mount Nelson	Mt Nelson Primary School	388 Nelson Rd, Mount Nelson	7007
Sandy Bay	Sandy Bay	10th Hobart Scout Hall	Marieville Esp, Sandy Bay	7005
Sandy Bay Beach	Sandy Bay	Harold Gregg Centre	Sandown Apartments & Aged Care, 1 Southerwood Dr, Sandy Bay	7005
Lower Sandy Bay	Sandy Bay	St Stephen's Church Hall	520 Sandy Bay Rd, Sandy Bay	7005
Waimea Heights	Sandy Bay	Waimea Heights Primary School	12 Balfour Ct, Sandy Bay	7005
Taroona	Taroona	Taroona Primary School	104 Channel Hwy, Taroona	7053

Division of Pembroke				
Polling place name	Locality	Premise name	Address	Postcode
Agfest	Agfest	Agfest	Quercus – Rural Youth Park, Oaks Rd, Carrick	7291
Clarence	Bellerive	Clarence High School, ET Smith Hall	25 Wentworth St, Bellerive	7018
Bellerive	Bellerive	Clarence Police & Community Youth Club Inc	10 Scott St, Bellerive	7018
Geilston Bay	Geilston Bay	Lindisfarne North Primary School	271 East Derwent Hwy, Geilston Bay	7015
Howrah	Howrah	Howrah Scout Hall	Howrah Primary School, Howrah Rd, Howrah	7018
Tranmere	Howrah	Tranmere Hall	27 Tranmere Rd, Howrah	7018
Lindisfarne	Lindisfarne	Lindisfarne Primary School	17 Loatta Rd, Lindisfarne	7018
Lindisfarne Village	Lindisfarne	St Aidans Church Hall	54 Lincoln St, Lindisfarne	7015
Montagu Bay	Montagu Bay	Montagu Bay Primary School	10 Conara Rd, Montagu Bay	7018
Mornington	Mornington	Citywide Baptist Church	400 Cambridge Rd, Mornington	7018
Warrane	Warrane	Warrane Primary School	213 Cambridge Rd, Warrane	7018

## Legislative Council polling place details

### 2020 Periodic elections

Division of Huon				
Polling place name	Locality	Premise name	Address	Postcode
Adventure Bay	Bruny Island	Adventure Bay Hall	Adventure Bay Rd, Adventure Bay	7150
Alonnah	Bruny Island	Bruny Island District School	15 School Rd, Alonnah	7150
Blackmans Bay	Blackmans Bay	Illawarra Primary School	6 Tinderbox Rd, Blackmans Bay	7052
Cygnets	Cygnets	Cygnets Town Hall	Mary St, Cygnets	7112
Dover	Dover	Dover District School	6940 Huon Hwy, Dover	7117
Franklin	Franklin	Palais Theatre	3388 Huon Hwy, Franklin	7113
Geeveston	Geeveston	Geeveston Primary School	63 Arve Rd, Geeveston	7116
Glen Huon	Glen Huon	Glen Huon Primary School	801 Glen Huon Rd, Glen Huon	7109
Huonville	Huonville	Huonville Primary School	74 Wilmot Rd, Huonville	7109
Judbury	Judbury	Judbury Community Centre	1273 Glen Huon Rd, Judbury	7109
Kettering	Kettering	Kettering Community Centre	2963 Channel Hwy, Kettering	7050
Margate	Margate	Margate Hall	Channel Hwy, Margate	7054
Middleton	Middleton	South Channel Community Centre	McDowall St, Middleton	7163
Mountain River	Mountain River	Mountain River Memorial Hall	263 Mountain River Rd, Mountain River	7109
Ranelagh	Ranelagh	Ranelagh Soldiers Memorial Hall	40 Marguerite St, Ranelagh	7109
Sandfly	Sandfly	Sandfly Hall	811 Sandfly Rd, Sandfly	7150
Snug	Snug	Snug Primary School	2208 Channel Hwy, Snug	7054
Southport	Southport	Southport Community Centre	8606 Huon Hwy, Southport	7109
Woodbridge	Woodbridge	Woodbridge Hall	3445 Channel Hwy, Woodbridge	7162

Division of Rosevears				
Polling place name	Locality	Premise name	Address	Postcode
Beaconsfield	Beaconsfield	Beaconsfield Senior Citizens' Hall	Weld St, Beaconsfield	7270
Beauty Point	Beauty Point	Beauty Point Uniting Church Hall	Beatty St, Beauty Point	7270
Exeter	Exeter	Exeter High School	28 Glen Ard Mohr Rd, Exeter	7275
Gravelly Beach	Gravelly Beach	Gravelly Beach Main Hall	Edinburgh Park, off Gravelly Beach Rd, Gravelly Beach	7276
Kelso	Kelso	Kelso Community Centre	Foreshore Rd, Kelso	7270
Legana	Legana	Legana Memorial Hall	43 Fulton St, Legana	7277
Prospect	Prospect	St Patricks College	282 Westbury Rd, Prospect	7250
Riverside	Riverside	Riverside High School	354 West Tamar Hwy, Riverside	7250
Sidmouth	Sidmouth	Sidmouth Community Centre	255 Batman Hwy, Sidmouth	7270
Summerhill	Summerhill	Summerdale Community Centre	82-84 Stanley St, Summerhill	7250
Riverside West	Trevallyn	Trevallyn Life Church	34 Pitt Ave, Trevallyn	7250
Trevallyn	Trevallyn	Trevallyn Primary School	55 Gorge Rd, Trevallyn	7250
West Launceston	West Launceston	West Launceston Primary School	24-38 Basin Rd, West Launceston	7250

## 2021 Periodic elections

Division of Derwent				
Polling place name	Locality	Premise name	Address	Postcode
Austins Ferry	Austins Ferry	St Virgil's College	195 Main Rd, Austins Ferry	7011
Bothwell	Bothwell	Bothwell Town Hall	Alexander St, Bothwell	7030
Bridgewater	Bridgewater	Brighton Civic Centre	25 Green Point Rd, Bridgewater	7030
Chigwell	Chigwell	Chigwell Barn	10 Bucaan St, Chigwell	7011
Roseneath	Claremont	Austins Ferry Primary School	16A Cammeray Rd, Claremont	7011
Claremont	Claremont	Claremont Girl Guides Hall	3 Boxhill Rd, Claremont	7011
Windermere	Claremont	Windermere Primary School	2 Cadbury Rd, Claremont	7011
Dromedary	Dromedary	Dromedary (Millvale) Community Hall	14 Millvale Rd, Dromedary	7030
Gagebrook	Gagebrook	Gagebrook Primary School	4 Tottenham Rd, Gagebrook	7030
Glenora	Glenora	Glenora District High School	620 Gordon River Rd, Glenora	7140
Granton	Granton	Granton Memorial Hall	Lyell Hwy, Granton	7030
Lachlan	Lachlan	Lachlan Community Hall	511 Lachlan Rd, Lachlan	7140
Magra	Magra	Magra CWA Building	Back River Rd, Magra	7140
Miena	Miena	Miena Community Centre	55-57 Cider Gum Rd, Miena	7030
Molesworth	Molesworth	Molesworth Community Hall	560 Molesworth Rd, Molesworth	7140
New Norfolk North	New Norfolk	Fairview Primary School	211 Back River Rd, New Norfolk	7140
New Norfolk	New Norfolk	New Norfolk Primary School	8 Pioneer Ave, New Norfolk	7140
Ouse	Ouse	Ouse Online Access Centre	6947 Lyell Hwy, Ouse	7140
Westerway	Westerway	Westerway Primary School	1619 Gordon River Rd, Westerway	7140

Division of Windermere				
Polling place name	Locality	Premise name	Address	Postcode
Dilston	Dilston	Dilston War Memorial Hall	308 John Lees Dr, Dilston	7252
George Town	George Town	George Town Memorial Hall	29-67 Macquarie St, George Town	7253
George Town South	George Town	George Town South Primary School	48-70 Franklin St, George Town	7253
Hillwood	Hillwood	Hillwood Memorial Hall	280 Jetty Rd, Hillwood	7252
Inveresk	Invermay	Invermay Primary School	35-43 Mayne St, Invermay	7248
Invermay	Invermay	St Finn Barr's School	247 Invermay Rd, Invermay	7248
Karoola	Karoola	Karoola Hall	1126 Pipers River Rd, Karoola	7267
Lebrina	Lebrina	Lebrina Memorial Hall	905 Golconda Rd, Lebrina	7254
Lilydale	Lilydale	Lilydale Memorial Hall	1949 Main Rd, Lilydale	7268
Mowbray	Mowbray	Launceston Church Grammar School	Button St, Mowbray	7248
Newnham	Newnham	Launceston North Uniting Church	128 George Town Rd, Newnham	7248
Nunamara	Nunamara	Nunamara Hall	39461 Tasman Hwy, Nunamara	7259
Pipers River	Pipers River	Pipers River Fire Station	76 School Rd, Pipers River	7252
Ravenswood	Ravenswood	Ravenswood Heights Primary School	27 Prossers Forest Rd, Ravenswood	7250
Rocherlea	Rocherlea	Brooks High School	215 George Town Rd, Rocherlea	7248
St Leonards	St Leonards	St Leonards Primary School	330-342 St Leonards Rd, St Leonards	7250
Waverley	Waverley	Waverley Primary School	6 Naroo St, Waverley	7250
Weymouth	Weymouth	Weymouth Hall	18 Major St, Weymouth	7252

## 2021 House of Assembly polling place details

Division of Bass					
Polling place name	Locality	Premise name	Address	Postcode	
Beaconsfield <i>(formerly in Lyons)</i>	Beaconsfield	Beaconsfield Senior Citizens' Hall	Weld St, Beaconsfield	7270	
Beauty Point <i>(formerly in Lyons)</i>	Beauty Point	Beauty Point Uniting Church Hall	7 Beatty St, Beauty Point	7270	
Branxholm	Branxholm	Branxholm Community Hall	Stoke St, Branxholm	7261	
Bridport	Bridport	Bridport Hall	Main St, Bridport	7262	
* Dilston	Dilston	Dilston War Memorial Hall	308 John Lees Dr, Dilston	7252	
East Launceston	East Launceston	East Launceston Primary School – P&F Assoc.	Oxford St, East Launceston	7250	
Exeter <i>(formerly in Lyons)</i>	Exeter	Exeter High School	28 Glen Ard Mohr Rd, Exeter	7275	
Five Ways	South Launceston	St Mark's Church Hall	6 Hobart Rd, South Launceston	7249	
* George Town	George Town	George Town Memorial Hall	29–67 Macquarie St, George Town	7253	
* George Town South	George Town	George Town South Primary School	48–70 Franklin St, George Town	7253	
Gladstone	Gladstone	Gladstone Hall	1 Carr St, Gladstone	7264	
Glengarry <i>(formerly in Lyons)</i>	Glengarry	St Canice Church Hall	33 Glengarry Rd, Glengarry	7275	
Gravelly Beach <i>(formerly in Lyons)</i>	Gravelly Beach	Gravelly Beach Main Hall	Edinburgh Park, Gravelly Beach	7276	
* Hillwood	Hillwood	Hillwood Memorial Hall	280 Jetty Rd, Hillwood	7252	
* Inveresk	Invermay	Invermay Primary School	35–43 Mayne St, Invermay	7248	
* Invermay	Invermay	St Finn Barr's School	247 Invermay Rd, Invermay	7248	
* Karoola	Karoola	Karoola Hall	1126 Pipers River Rd, Karoola	7267	
Kelso <i>(formerly in Lyons)</i>	Kelso	Kelso Community Centre	Foreshore Rd, Kelso	7270	
Kings Meadows	Kings Meadows	Y.M.C.A. Centre	8a Blydon St, Kings Meadows	7249	
Lady Barron	Lady Barron	Lady Barron Memorial Hall	Main Rd, Lady Barron	7255	
Launceston	Launceston	Pilgrim Hall	Pilgrim Uniting Church, 36 Paterson St, Launceston	7250	
Launceston Central	Launceston	Chalmers Hall	163 St John St, Launceston	7250	
* Lebrina	Lebrina	Lebrina Memorial Hall	905 Golconda Rd, Lebrina	7254	
Legana	Legana	Legana Memorial Hall	43 Fulton St, Legana	7277	
* Lilydale	Lilydale	Lilydale Memorial Hall	1949 Main Rd, Lilydale	7268	
* Mowbray	Mowbray	Launceston Church Grammar School	Button St, Mowbray	7248	
* Newnham	Newnham	Launceston North Uniting Church	128 George Town Rd, Newnham	7248	
Newstead	Newstead	Police Citizens & Youth Club	148 Abbott St, Newstead	7250	
Norwood	Norwood	Norwood Primary School	103 Norwood Ave, Norwood	7250	
* Nunamara	Nunamara	Nunamara Hall	39461 Tasman Hwy, Nunamara	7259	
* Pipers River	Pipers River	Pipers River Fire Station	76 School Rd, Pipers River	7252	
Prospect	Prospect	St Patricks College	282 Westbury Rd, Prospect	7250	
* Ravenswood	Ravenswood	Ravenswood Heights Primary School	27 Prossers Forest Rd, Ravenswood	7250	
Ringarooma	Ringarooma	Ringarooma Hall	Charles St, Ringarooma	7263	
Riverside	Riverside	Riverside High School	354 West Tamar Hwy, Riverside	7250	

## Division of Bass cont'd

Polling place name	Locality	Premise name	Address	Postcode
Riverside West	Trevallyn	Trevallyn Life Church	34 Pitt Ave, Trevallyn	7250
* Rocherlea	Rocherlea	Brooks High School	215 George Town Rd, Rocherlea	7248
Scottsdale	Scottsdale	St Barnabas' Church Hall	55 King St, Scottsdale	7260
Sidmouth <i>(formerly in Lyons)</i>	Sidmouth	Sidmouth Community Centre	255 Batman Hwy, Sidmouth	7270
South Launceston	South Launceston	Launceston RSL	313–315 Wellington St, South Launceston	7249
* St Leonards	St Leonards	St Leonards Primary School	330–342 St Leonards Rd, St Leonards	7250
Summerhill	Summerhill	Summerdale Community Centre	82–84 Stanley St, Summerhill	7250
Trevallyn	Trevallyn	Trevallyn Primary School	55 Gorge Rd, Trevallyn	7250
* Waverley	Waverley	Waverley Primary School	6 Naroo St, Waverley	7250
West Launceston	West Launceston	West Launceston Primary School	24–38 Basin Rd, West Launceston	7250
* Weymouth	Weymouth	Weymouth Hall	18 Major St, Weymouth	7252
Whitemark	Whitemark	Whitemark Lions Club	James St, Whitemark	7255
Winnaleah	Winnaleah	Winnaleah Memorial Hall	20 Main St, Winnaleah	7263
Youngtown	Youngtown	Youngtown Primary School	Cnr Victoria & Napier St, Youngtown	7249

\* denotes a dual polling place where voting was available at both State and Legislative Council elections

## Polling places abolished since 2018 election

Blessington Upper	Blessington	North Esk Memorial Hall	3132 Blessington Rd, Blessington	7212
Derby	Derby	Derby Town Hall	Cnr Main & Krushka Sts, Derby	7264

## 2018 polling places no longer within division due to updated boundaries

Hadspen <i>(now in Lyons)</i>	Hadspen	Hadspen Uniting Church Centre	47 Main St, Hadspen	7290
Prospect Vale <i>(now in Lyons)</i>	Prospect Vale	Residential Retirement Village Clubrooms	12 Casino Rise, Prospect Vale	7250

## 2021 House of Assembly polling place details

Division of Braddon				
Polling place name	Locality	Premise name	Address	Postcode
Acton	Acton	Burnie Child and Family Centre	36 Thorne St, Acton	7320
Boat Harbour	Boat Harbour	Boat Harbour Primary School	17386 Bass Hwy, Boat Harbour	7321
Burnie	Burnie	Burnie City Council Offices	80 Wilson St, Burnie	7320
Calder	Calder	Calder Hall	1320 Calder Rd, Calder	7325
Cooee	Cooee	Cooee Primary School	Bass Hwy, Cooee	7320
Currie	Currie	Currie Town Hall	Cnr Meech & George Sts, Currie	7256
Devonport Central	Devonport	St Johns Parish Hall	Fenton St, Devonport	7310
Devonport North West	Devonport	Nixon St Primary School	60 Nixon St, Devonport	7310
Devonport South	Devonport	Reece High School	41–43 Middle Rd, Devonport	7310
Devonport West	Devonport	TasTafe	20–36 Valley Rd, Devonport	7310
Don	Don	Don Memorial Hall	17 Forth Rd, Don	7310
East Devonport	East Devonport	East Devonport Primary School	19–31 Thomas St, East Devonport	7310
Edith Creek	Edith Creek	Edith Creek Primary School	1282 Trowutta Rd, Edith Creek	7330
Elliott	Elliott	Elliott Community Centre	829 Murchison Hwy, Elliott	7325
Forest	Forest	Forest Primary School	422 Mengha Rd, Forest	7330
Forth	Forth	Forth Primary School	45 Wilmot Rd, Forth	7310
Gawler	Gawler	Gawler Hall	15 Top Gawler Rd, Gawler	7315
Grassy	Grassy	Grassy Club	Grassy Rd, Grassy	7256
Havenview	Havenview	Havenview Primary School	15 Marriott St, Havenview	7320
Heybridge	Heybridge	Blythe Heads Hall	1 Sice Ave, Heybridge	7316
Highclere	Highclere	Highclere Community Centre	1558 Ridgley Hwy, Highclere	7321
Irishtown	Irishtown	Irishtown Sports Complex	602 Irishtown Rd, Irishtown	7330
Latrobe	Latrobe	Latrobe Primary School	23 Lewis St, Latrobe	7307
Marrawah	Marrawah	Marrawah Memorial Hall	844 Comeback Rd, Marrawah	7330
Melrose	Melrose	Melrose Memorial Hall	673 Melrose Rd, Melrose	7310
Montello	Montello	Montello Primary School	83 Bird St, Montello	7320
Moorleah	Moorleah	Moorleah Community Centre	720 Preolenna Rd, Moorleah	7321
Moriarty (formerly in Lyons)	Moriarty	Moriarty Hall	1 Bonneys La, Moriarty	7307
Natone	Natone	Natone Primary School	100 Upper Natone Rd, Natone	7321
North Motton	North Motton	North Motton Hall	578 Preston Rd, North Motton	7315
Penguin	Penguin	Penguin Uniting Church Hall	50 Main Rd, Penguin	7316
Port Sorell (formerly in Lyons)	Port Sorell	Port Sorell Memorial Hall	Cnr Darling and Meredith Sts, Port Sorell	7307
Preston	Preston	Preston Community Centre	1833 Preston Rd, Preston	7315
Queenstown	Queenstown	West Coast Community Services Hub	Hunter St, Queenstown	7467
Riana	Riana	Riana Community Centre	1221 Pine Rd, Riana	7316

Division of Braddon cont'd				
Polling place name	Locality	Premise name	Address	Postcode
Ridgley	Ridgley	Ridgley Primary School	904 Ridgley Hwy, Ridgley	7321
Rocky Cape	Rocky Cape	Rocky Cape Public Hall	19074 Bass Hwy, Rocky Cape	7321
Romaine	Romaine	Romaine Park Primary School	Cnr Roslyn Ave and Mount St, Romaine	7320
Rosebery	Rosebery	Rosebery Neighbourhood Centre	8 Agnes St, Rosebery	7470
Sassafras <i>(formerly in Lyons)</i>	Sassafras	Sassafras Primary School	50 School Rd, Sassafras	7307
Shorewell Park	Shorewell Park	Hellyer College	41–43 Mooreville Rd, Shorewell Park	7320
Sisters Beach	Sisters Beach	Sisters Beach Fire Station	Honeysuckle Ave, Sisters Beach	7325
Sisters Creek	Sisters Creek	Myalla Community Centre	Myalla Recreation Ground, 29 Myalla Rd, Sisters Creek	7321
Smithton	Smithton	Smithton Primary School	27–43 Grant St, Smithton	7330
Somerset	Somerset	Somerset Primary School	30A Beaufort St, Somerset	7322
South Riana	South Riana	South Riana Hall	776 South Riana Rd, South Riana	7316
Sprent	Sprent	Sprent Primary School	1245 Castra Rd, Sprent	7315
Spreyton	Spreyton	Spreyton Primary School	1 Mersey Main Rd, Spreyton	7310
Stanley	Stanley	Stanley Primary School	Wilson St, Stanley	7330
Stowport	Stowport	Stowport Public Hall	580 Stowport Rd, Stowport	7321
Strahan	Strahan	Strahan Primary School	2 Bay St, Strahan	7468
Sulphur Creek	Sulphur Creek	Sulphur Creek Hall	310 Preservation Dr, Sulphur Creek	7316
Tullah	Tullah	Tullah Community Hall	Farrell St, Tullah	7321
Turners Beach	Turners Beach	Turners Beach Community Centre	Henry St, Turners Beach	7315
Ulverstone Central	Ulverstone	Ulverstone Senior Citizens Club	16 King Edward St, Ulverstone	7315
Ulverstone East	Ulverstone	East Ulverstone Primary School	18 Crawford St, Ulverstone	7315
Ulverstone South	Ulverstone	Ulverstone Secondary College	38 Leven St, Ulverstone	7315
Waratah	Waratah	Waratah Municipal Chambers	12–14 Smith St, Waratah	7321
Wesley Vale <i>(formerly in Lyons)</i>	Wesley Vale	Andrews Creek Primary School	20 Westwind Dr, Wesley Vale	7307
West Ulverstone	West Ulverstone	West Ulverstone Primary School	34 Maud St, West Ulverstone	7315
Wivenhoe	Wivenhoe	Wivenhoe Campus Leighland Christian School	Stowport Rd, Wivenhoe	7320
Wynyard Central	Wynyard	Wynyard Senior Citizens Clubrooms	28 Jackson St, Wynyard	7325
Wynyard West	Wynyard	Wynyard High School	30 Church St, Wynyard	7325
Yolla	Yolla	Yolla District High School	School La, Yolla	7325
Zeehan	Zeehan	Zeehan Primary School	7 Belstead St, Zeehan	7469

#### Polling places abolished since 2018 election

Abbotsham	Abbotsham	Abbotsham Hall	590 Castra Rd, Abbotsham	7321
-----------	-----------	----------------	--------------------------	------

## 2021 House of Assembly polling place details

Division of Clark				
Polling place name	Locality	Premise name	Address	Postcode
* Austins Ferry	Austins Ferry	St Virgil's College	195 Main Rd, Austins Ferry	7011
Battery Point	Battery Point	St George's Church Hall	28 Cromwell St, Battery Point	7004
Battery Point West	Battery Point	Albuera Street Primary School	Albuera St, Battery Point	7004
Cascades	South Hobart	Badminton Association Centre	101 Cascade Rd, South Hobart	7004
* Chigwell	Chigwell	Chigwell Barn	10 Bucaan St, Chigwell	7011
* Claremont	Claremont	Claremont Girl Guides Hall	3 Boxhill Rd, Claremont	7011
Collinsvale	Collinsvale	Collinsvale Primary School	508 Collinsvale Rd, Collinsvale	7012
Dynnyrne	Dynnyrne	Princes Street Primary School	Randall St, Sandy Bay	7005
Fern Tree	Fern Tree	Fern Tree Community Centre	8 Stephenson Pl, Fern Tree	7054
Glenorchy	Glenorchy	Glenorchy Primary School	Kensington St, Glenorchy	7010
Glenorchy Central	Glenorchy	St Matthews Church	Cnr Tolosa St and Main Rd, Glenorchy	7010
Goodwood	Goodwood	Goodwood Primary School	Elmsleigh Rd, Derwent Park	7009
Hobart City	Hobart	Hobart Voting Centre	Ground Level, 144 Macquarie St, Hobart	7000
Lenah Valley	Lenah Valley	Lenah Valley Primary School	11 Creek Rd, Lenah Valley	7008
Lower Sandy Bay	Sandy Bay	St Stephen's Church Hall	520 Sandy Bay Rd, Sandy Bay	7005
Lutana	Lutana	Southern ITF Taekwon-Do	12 Ashbolt Cres, Lutana	7009
Merton	Glenorchy	Tolosa Hall	148 Tolosa St, Glenorchy	7010
Moonah	Moonah	Moonah Community Centre	7 Gormanston Road, Moonah	7009
Moonah East	Moonah	Bowen Road Primary School	35 Bowen Rd, Moonah	7009
Moonah North	Moonah	Moonah Primary School	40 Derwent Park Rd, Derwent Park	7009
Mount Nelson	Mount Nelson	Mt Nelson Primary School	388 Nelson Rd, Mount Nelson	7007
Mount Stuart	Mount Stuart	Mt Stuart Primary School	106 Gillon Cres, Mount Stuart	7000
New Town	New Town	The Friends' School	395 Argyle St, North Hobart	7000
New Town West	New Town	Sacred Heart College	2 Cross St, New Town	7008
North Hobart Central	North Hobart	Hobart North Uniting Church	Swan St, North Hobart	7000
* Roseneath	Claremont	Austins Ferry Primary School	16A Cammeray Rd, Claremont	7011
Rosetta	Rosetta	Montrose Bay High School	865 Brooker Ave, Rosetta	7010
Sandy Bay	Sandy Bay	Wellspring Anglican Church Hall	43-47 Grosvenor St, Sandy Bay	7005
Sandy Bay Beach	Sandy Bay	Harold Gregg Centre (Sandown Village)	1 Southerwood Dr, Sandy Bay	7005
South Hobart	South Hobart	St Francis Xavier's Church Hall	34 Anglesea St, South Hobart	7004
Taroona	Taroona	Taroona Primary School	104 Channel Hwy, Taroona	7053
Waimea Heights	Sandy Bay	Waimea Heights Primary School	12 Balfour Ct, Sandy Bay	7005
West Hobart	Hobart	St Peter's Hall	Cnr Brisbane and Harrington Sts, Hobart	7000
West Hobart Central	West Hobart	AA Lord Village (Lawrenny Court)	131 Hill Street, West Hobart	7000
West Hobart South	West Hobart	Goulburn Street Primary School	Forest Rd, West Hobart	7000
* Windermere	Claremont	Windermere Primary School	2 Cadbury Rd, Claremont	7011
<b>Polling places abolished since 2018 election</b>				
Kingston (Denison)	Kingston	Kingborough Council	15 Channel Hwy, Kingston	7050
Sandfly (Dension)	Sandfly	Sandfly Hall	811 Sandfly Rd, Sandfly	7150

\* denotes a dual polling place where voting was available at both State and Legislative Council elections

Division of Franklin				
Polling place name	Locality	Premise name	Address	Postcode
Adventure Bay	Adventure Bay	Adventure Bay Hall	Adventure Bay Rd, Adventure Bay	7150
Alonnah	Alonnah	Bruny Island District School	15 School Rd, Alonnah	7150
Bellerive	Bellerive	Clarence Police & Community Youth Club Inc	10 Scott St, Bellerive	7018
Blackmans Bay	Blackmans Bay	Blackmans Bay Primary School	177 Roslyn Ave, Blackmans Bay	7052
Blackmans Bay South	Blackmans Bay	Illawarra Primary School	6 Tinderbox Rd, Blackmans Bay	7052
Cambridge	Cambridge	Cambridge Primary School	976 Cambridge Rd, Cambridge	7170
Clarence	Bellerive	Clarence High School	25 Wentworth St, Bellerive	7018
Clarendon Vale	Clarendon Vale	Clarendon Vale Neighbourhood Centre	63 Mockridge Rd, Clarendon Vale	7019
Cradoc	Cradoc	Cradoc Park	8247 Channel Hwy, Cradoc	7109
Cygnets	Cygnets	Cygnets Town Hall	Mary St, Cygnets	7112
Dover	Dover	Dover District School	6940 Huon Hwy, Dover	7117
Franklin	Franklin	Palais Theatre	3388 Huon Hwy, Franklin	7113
Geeveston	Geeveston	Geeveston Primary School	63 Arve Rd, Geeveston	7116
Geilston Bay	Geilston Bay	Lindisfarne North Primary School	271 East Derwent Hwy, Geilston Bay	7015
Glen Huon	Glen Huon	Glen Huon Primary School	801 Glen Huon Rd, Glen Huon	7109
Howden	Howden	Howden Fire Station	Howden Rd, Howden	7054
Howrah	Howrah	Howrah Scout Hall	Howrah Primary School, Howrah Rd, Howrah	7018
Huonville	Huonville	Huonville Primary School	74 Wilmot Rd, Huonville	7109
Judbury	Judbury	Judbury Community Centre	1273 Glen Huon Rd, Judbury	7109
Kettering	Kettering	Kettering Community Centre	2963 Channel Hwy, Kettering	7050
Kingston	Kingston	Kingborough Council	15 Channel Hwy, Kingston	7050
Kingston Beach	Kingston Beach	Kingston Beach Community Hall	20 Beach Rd, Kingston Beach	7050
Lauderdale	Lauderdale	Lauderdale Community Hall	528a South Arm Rd, Lauderdale	7021
Lindisfarne	Lindisfarne	Lindisfarne Primary School	17 Loatta Rd, Lindisfarne	7015
Lindisfarne Village	Lindisfarne	St Aidans Church Hall	54 Lincoln St, Lindisfarne	7015
Maranoa Heights	Kingston	Southern Christian College	150 Redwood Rd, Kingston	7050
Margate	Margate	Margate Hall	1744 Channel Hwy, Margate	7054
Middleton	Middleton	South Channel Community Centre	McDowall St, Middleton	7163
Montagu Bay	Montagu Bay	Montagu Bay Primary School	10 Conara Rd, Montagu Bay	7018
Mornington	Mornington	Citywide Baptist Church	400 Cambridge Rd, Mornington	7018
Mountain River	Mountain River	Mountain River Memorial Hall	263 Mountain River Rd, Mountain River	7109
Ranelagh	Ranelagh	Ranelagh Soldiers Memorial Hall	40 Marguerite St, Ranelagh	7109
Risdon Vale	Risdon Vale	Risdon Vale Primary School	2 Heather Rd, Risdon Vale	7016
Rokeby	Rokeby	Emmanuel Christian School	1 Chipmans Rd, Rokeby	7019
Sandfly	Sandfly	Sandfly Hall	811 Sandfly Rd, Sandfly	7150
Sandford	Sandford	Sandford Hall	949 South Arm Rd, Sandford	7020
Seven Mile Beach	Seven Mile Beach	Ramada Resort	78 Surf Rd, Seven Mile Beach	7170
Snug	Snug	Snug Primary School	2208 Channel Hwy, Snug	7054
South Arm	South Arm	South Arm Primary School	32 Harmony Lane, South Arm	7022
Southport	Southport	Southport Community Centre	8606 Huon Hwy, Southport	7109
Tranmere	Howrah	Tranmere Hall	27 Tranmere Rd, Howrah	7018
Warrane	Warrane	Warrane Primary School	213 Cambridge Rd, Warrane	7018
Woodbridge	Woodbridge	Woodbridge Hall	3445 Channel Hwy, Woodbridge	7162

## 2021 House of Assembly polling place details

### Division of Franklin cont'd

Polling place name	Locality	Premise name	Address	Postcode
--------------------	----------	--------------	---------	----------

### Polling places abolished since 2018 election

Barnes Bay	Bruny Island	Barnes Bay CWA Rooms	678 Bruny Island Main Rd, North Bruny	7150
------------	--------------	----------------------	---------------------------------------	------

### 2018 polling places no longer within division due to updated boundaries

Old Beach <i>(now in Lyons)</i>	Old Beach	Old Beach Community Centre	Jetty Rd, Old Beach	7017
Richmond <i>(now in Lyons)</i>	Richmond	Richmond Primary School	Commercial Rd, Richmond	7025

### Polling places added since 2018 election

Blackmans Bay South	Blackmans Bay	Illawarra Primary School	6 Tinderbox Rd, Blackmans Bay	7052
---------------------	---------------	--------------------------	-------------------------------	------

Division of Lyons				
Polling place name	Locality	Premise name	Address	Postcode
Avoca	Avoca	Avoca War Memorial Hall	3 Falmouth St, Avoca	7213
Bagdad	Bagdad	Bagdad Primary School	46–48 School Rd, Bagdad	7030
Bicheno	Bicheno	Bicheno Beachfront	Sinclair St, Bicheno	7215
* Bothwell	Bothwell	Bothwell Council Chambers	Alexander St, Bothwell	7030
Bracknell	Bracknell	Bracknell Boys & Girls Club Building	Louisa St, Bracknell	7302
* Bridgewater	Bridgewater	Brighton Civic Centre	25 Green Point Rd, Bridgewater	7030
Brighton	Brighton	Brighton Primary School	27 Downie St, Brighton	7030
Broadmarsh	Broadmarsh	Broadmarsh Hall	1218 Elderslie Rd, Broadmarsh	7030
Campania	Campania	Campania Hall	45 Reeve St, Campania	7026
Campbell Town	Campbell Town	Campbell Town Town Hall	75 High St, Campbell Town	7210
Carlton	Carlton	South East Tasmania Salvos	225/227 Carlton River Rd, Carlton	7173
Carrick	Carrick	Carrick Public Hall	29 Meander Valley Rd, Carrick	7291
Chudleigh	Chudleigh	Chudleigh Memorial Hall	54 Sorell St, Chudleigh	7304
Claude Road	Claude Road	Claude Road Memorial Hall	787 Claude Rd, Claude Road	7306
Colebrook	Colebrook	Colebrook Memorial Hall	45 Richmond Street, Colebrook	7027
Coles Bay	Coles Bay	Coles Bay Community Hall	Harold St, Coles Bay	7215
Copping	Copping	Copping Hall	69 Allanby St, Copping	7174
Cressy	Cressy	Cressy Community Hall	Main St, Cressy	7302
Deloraine	Deloraine	Deloraine High School Hall	24 Lansdowne Pl, Deloraine	7304
Dodges Ferry	Dodges Ferry	Dodges Ferry Community Recreation Centre	532 Old Forcett Rd, Dodges Ferry	7173
* Dromedary	Dromedary	Dromedary (Millvale) Community Hall	14 Millvale Rd, Dromedary	7030
Dunalley	Dunalley	Dunalley Primary School	20–32 Bay St, Dunalley	7177
Elizabeth Town	Elizabeth Town	Elizabeth Town Fire Station	5816 Bass Hwy, Elizabeth Town	7304
Epping	Epping Forest	Epping Forest Public Hall	13515 Midland Hwy, Epping Forest	7211
Evandale	Evandale	Evandale Primary School	5–11 Barclay St, Evandale	7212
Fingal	Fingal	Fingal Neighbourhood House	20 Talbot Street, Fingal	7214
Forcett	Forcett	Forcett Public Hall	699 Arthur Hwy, Forcett	7173
* Gagebrook	Gagebrook	Gagebrook Primary School	4 Tottenham Rd, Gagebrook	7030
* Glenora	Glenora	Glenora District High School	620 Gordon River Rd, Glenora	7140
* Granton	Granton	Granton Memorial Hall	Lyell Hwy, Granton	7030
Hadspen (formerly in Bass)	Hadspen	Hadspen Uniting Church Centre	47 Main St, Hadspen	7290
Hagley	Hagley	Hagley Farm Primary School	2508 Meander Valley Rd, Hagley	7292
Kempton	Kempton	Kempton Council Chambers	Main St, Kempton	7030
* Lachlan	Lachlan	Lachlan Community Hall	511 Lachlan Rd, Lachlan	7140
Longford	Longford	Longford War Memorial Hall	Wellington St, Longford	7301
Lower Barrington	Lower Barrington	Lower Barrington Public Hall	1027 Sheffield Rd, Lower Barrington	7306
* Magra	Magra	Magra CWA Building	Back River Rd, Magra	7140
Meander	Meander	Meander Memorial Hall	124 Main Rd, Meander	7304
Midway Point	Midway Point	Midway Point Community Hall	Raynors Rd, Midway Point	7171
* Miena	Miena	Miena Community Centre	55–57 Cider Gum Rd, Miena	7030
Mole Creek	Mole Creek	Mole Creek Primary School	4 Caveside Rd, Mole Creek	7304
* Molesworth	Molesworth	Molesworth Community Hall	560 Molesworth Rd, Molesworth	7140
* New Norfolk	New Norfolk	New Norfolk Primary School	8 Pioneer Ave, New Norfolk	7140
* New Norfolk North	New Norfolk	Fairview Primary School	211 Back River Rd, New Norfolk	7140
Nubeena	Nubeena	Tasman Civic Centre	21 Clarke St, Nubeena	7184

## 2021 House of Assembly polling place details

Division of Lyons cont'd				
Polling place name	Locality	Premise name	Address	Postcode
Oatlands	Oatlands	Oatlands Council Chambers	71 High St, Oatlands	7120
Old Beach <i>(formerly in Franklin)</i>	Old Beach	Old Beach Community Centre	Jetty Rd, Old Beach	7017
Orford	Orford	Orford Primary School	35 Charles St, Orford	7190
* Ouse	Ouse	Ouse Online Access Centre	6947 Lyell Hwy, Ouse	7140
Perth	Perth	Perth Community Centre	173 Fairtlough St, Perth	7300
Pontville	Pontville	Pontville Old Council Chambers	262 Brighton Rd, Pontville	7030
Primrose Sands	Primrose Sands	Primrose Sands Community Hall	570 Primrose Sands Rd, Primrose Sands	7173
Prospect Vale <i>(formerly in Bass)</i>	Prospect Vale	Residential Retirement Village Clubrooms	12 Casino Rise, Prospect Vale	7250
Railton	Railton	Sheffield School (Railton Campus)	94 Foster St, Railton	7305
Richmond <i>(formerly in Franklin)</i>	Richmond	Richmond Primary School	Commercial Rd, Richmond	7025
Ross	Ross	Ross Town Hall	12 Bridge St, Ross	7209
Scamander	Scamander	Scamander Sports Complex	Coach Rd, Scamander	7215
Sheffield	Sheffield	Sheffield School	12 Henry St, Sheffield	7306
Sorell	Sorell	Sorell Memorial Hall	49 Cole St, Sorell	7172
St Helens	St Helens	St Helens Memorial Hall	Cecilia St, St Helens	7216
St Marys	St Marys	St Marys Community Hall	23 Main St, St Marys	7215
Swansea	Swansea	Swansea Town Hall	12 Franklin St, Swansea	7190
Taranna	Taranna	Tasman Community Centre	33 Amy St, Taranna	7180
Tea Tree	Tea Tree	Tea Tree Community Hall	Briar Banks Rd, Tea Tree	7017
Triabunna	Triabunna	Triabunna Hall	3 Vicary St, Triabunna	7190
Tunnack	Tunnack	Tunnack Public Hall	Tunnack Rd, Tunnack	7120
Westbury	Westbury	Westbury Town Hall	26 Lyall St, Westbury	7303
* Westerway	Westerway	Westerway Primary School	1619 Gordon River Rd, Westerway	7140
Wilmot	Wilmot	Wilmot Primary School	61 Main Rd, Wilmot	7310

\* denotes a dual polling place where voting was available at both State and Legislative Council elections

## Division of Lyons cont'd

Polling place name	Locality	Premise name	Address	Postcode
<b>Polling places abolished since 2018 election</b>				
Frankford	Frankford	Frankford Memorial Hall	Frankford Rd, Frankford	7275
Levendale	Levendale	Levendale Community Hall	Woodsdale Rd, Levendale	7120
Mathinna	Mathinna	Mathinna Community Centre	21 High St, Mathinna	7214
Maydena	Maydena	Giant's Table and Cottages	9-13 Junee Rd, Maydena	7140
<b>2018 polling places no longer within division due to updated boundaries</b>				
Beaconsfield <i>(now in Bass)</i>	Beaconsfield	Beaconsfield Senior Citizens' Hall	Weld St, Beaconsfield	7270
Beauty Point <i>(now in Bass)</i>	Beauty Point	Beauty Point Uniting Church Hall	Beatty St, Beauty Point	7270
Exeter <i>(now in Bass)</i>	Exeter	Exeter High School	28 Glen Ard Mohr Rd, Exeter	7275
Glengarry <i>(now in Bass)</i>	Glengarry	Glengarry Fire Station	Frankford Rd, Glengarry	7275
Gravelly Beach <i>(now in Bass)</i>	Gravelly Beach	Gravelly Beach Main Hall	Edinburgh Park, Gravelly Beach	7276
Kelso <i>(now in Bass)</i>	Kelso	Kelso Community Centre	Foreshore Rd, Kelso	7270
Legana <i>(now in Bass)</i>	Legana	Legana Memorial Hall	43 Fulton St, Legana	7277
Moriarty <i>(now in Braddon)</i>	Moriarty	Moriarty Hall	1 Bonneys La, Moriarty	7307
Port Sorell <i>(now in Braddon)</i>	Port Sorell	Port Sorell Memorial Hall	Cnr Darling and Meredith Sts, Port Sorell	7307
Sassafras <i>(now in Braddon)</i>	Sassafras	Sassafras Primary School	50 School Rd, Sassafras	7307
Sidmouth <i>(now in Bass)</i>	Sidmouth	Sidmouth Community Centre	255 Batman Hwy, Sidmouth	7270
Wesley Vale <i>(now in Braddon)</i>	Wesley Vale	Andrews Creek Primary School	20 Westwind Dr, Wesley Vale	7307
<b>Polling places added since 2018 election</b>				
Carlton	Carlton	South East Tasmania Salvos	225/227 Carlton River Rd, Carlton	7173

## 2021 House of Assembly polling place details

Pre-poll voting centres				
Division	Locality	Premise name	Address	Postcode
Bass	George Town	George Town Memorial Hall	29-67 Macquarie St, George Town	7253
Bass	Launceston		175-177 Charles St, Launceston	7250
Bass	Scottsdale	St Barnabas' Church Hall	55 King St, Scottsdale	7260
Braddon	Burnie		26 Cattley St, Burnie	7320
Braddon	Devonport	paranaple Arts Centre	145 Rooke St, Devonport	7310
Braddon	Queenstown	West Coast Community Services Hub	9-13 Driffield St, Queenstown	7467
Braddon	Smithton	Smithton Hockey Centre	51/53 Havelock St, Smithton	7330
Clark	Glenorchy	St Matthews Church	Cnr Tolosa St and Main Rd, Glenorchy	7010
Clark	Hobart		Ground level, 144 Macquarie St, Hobart	7000
Franklin	Bellerive	Clarence Uniting Church	Cnr of Cambridge Rd and York St, Bellerive	7018
Franklin	Kingston	Kingborough Community Hub	7 Goshawk Way, Kingston	7050
Lyons	Granton	Granton Memorial Hall	1 Lyell Hwy, Granton	7030
Lyons	New Norfolk	New Norfolk War Memorial Hall	Circle St, New Norfolk	7140
Lyons	Sorell	PCYC shed	Pembroke Park, Arthur St, Sorell	7172
Lyons	St Helens	St Helens Senior Citizens Rooms	39 Cecilia St, St Helens	7216

# Appendix E

---

Commission letter  
to the President of  
the Legislative Council -  
Commission resolution  
not to conduct periodic  
Legislative Council elections  
in May 2020

To The Honourable Craig Farrell,  
President of the Legislative Council

In accordance to section 9(1d) of the *Electoral Act 2004*, we are writing to inform you that on Wednesday 15 April 2020 the Tasmanian Electoral Commission made the following resolution:

*As a result of advice from the Director of Public Health that it is likely that it will be a health risk and breach of a future Direction to open polling places on any polling day in May, the Commission resolves not to conduct the periodic Legislative Council elections in May 2020.*

#### **Background**

Under section 19 of the *Constitution Act 1934*, there are to be periodic Legislative Council elections in each year and polling day for these elections is to be a Saturday in May (by default the first Saturday in May).

In response to the health risks of COVID-19 and related social distancing restrictions coming into effect in Tasmania, the election dates for the 2020 Legislative Council elections was revised, changing polling day from Saturday 2 May to 30 May. The new date provided for an extended early voting period and longer period for electors to apply and be issued with postal votes, if they were unable to attend a polling place.

However, on 30 March, the Director of Public Health (DPH) issued directions creating significantly tighter restrictions on many facilities including those scheduled to be used as polling places and, with the exception of essential services, placed new restrictions on gatherings of more than 2 persons. The Commission sought further advice from the Solicitor General and sought a formal direction from the DPH as to the safety of Tasmanians attending polling places for these elections.

On Friday 9 April, the Director of Public Health informed the Commission that it is likely that the gathering of people on a polling day in May and the assemblies of people needed to conduct an election would be a public health risk and breach a Direction issued at that time.

#### **Resolution**

Therefore, the Commission resolved to not conduct the 2020 Legislative Council elections in May.

### **Why not a postal vote election?**

With the new restrictions effectively removing the possibility of opening polling places for these elections, some have called for these elections to be changed from an attendance ballot to a full postal vote.

As established under the *Electoral Act 2004*, Tasmanian Parliamentary elections are to be attendance ballots, where voting should be undertaken at a polling place on polling day. As voting at these elections is compulsory, the Act also provides for supplementary processes – including pre-poll, mobile, Antarctic and postal voting – to enable those electors unable to attend a polling place on polling day to vote.

After seeking advice from the Solicitor-General, the Commission takes the view that a Tasmanian Parliamentary election conducted solely by postal vote is not an election for the purposes of the Electoral Act. Therefore, to continue with an election in May and not be able to provide any attendance voting, would provide a structural problem, which may be highly contestable. There may also be other grounds for legal challenge to May elections, due to the restrictions on movement and campaigning by candidates. In addition, the dominance of COVID-19 across Tasmania in all forms of communications meant there has been no opportunity for any community conversation and debate regarding the 2020 Legislative Council elections.

### **Where to from here**

A special gazette dated Wednesday 15 April 2020, included the following two elements:

- The revoking by the Governor of her Proclamation dated 30 March appointing a date on which a poll is held in respect of the periodical elections of members of the Legislative Council to be held in 2020, and
- The issuing of a notice by the Premier under section 13 of the *COVID-19 Disease Emergency (Miscellaneous Provisions) Act 2020* to declare that the Saturday in the month that the Governor may by proclamation appoint under section 19(4) of the *Constitution Act 1934*, in behalf of the next periodical elections, to be held in the year 2020, be extended to a Saturday as fixed in the month of June, July or August in that year.

As a new proclamation appointing a new polling day is yet to be made by the Governor, it could be argued that there is still a requirement for the Commission to conduct elections with a 2 May polling day. Therefore, the Commission has made the resolution stated above for procedural completeness and to remove any doubt as to the immediate conduct the 2020 Legislative Council elections.

As the future course of the COVID-19 outbreak in Tasmania is unknown, it is not possible to predict how long current social distancing and gathering restrictions will be in place. Therefore, new election dates for the 2020 Legislative Council elections are yet to be set.

However, as noted above, the notice issued by the Premier has enabled the Governor to appoint a polling day for these elections to a Saturday in the month of June, July or August this year.

Please feel free to contact either Mike or Andrew if you have any questions.

Yours sincerely



Mike Blake  
CHAIRPERSON



Andrew Hawkey  
ELECTORAL  
COMMISSIONER



Karen Frost  
MEMBER

17 April 2020

# Appendix F

---

Commission letter to the President of the Legislative Council - Letter accompanying the TEC's *Analysis of participation rates at the the 2021 Legislative Council elections.*

The Honourable Craig Farrell MLC  
President of the Legislative Council  
Parliament House  
HOBART TAS 7000

Level 3  
169 Main Road  
Moonah Tasmania 7009  
PO Box 307  
Moonah Tas 7009  
Phone (03) 6208 8700  
Fax (03) 6208 8791  
ballot.box@tec.tas.gov.au  
www.tec.tas.gov.au

Dear President

**Report: Analysis of participation rates at the 2021 Legislative Council elections**

At its 12 July meeting, the Tasmanian Electoral Commission resolved to provide the Legislative Council with this report, which includes an analysis of the participation rates at the recent Legislative Council elections and a discussion of the factors that likely influenced these rates.

The situation of both Legislative Council periodical elections and House of Assembly election polling days being on Saturday 1 May 2021 meant that for the first time, Legislative Council electors were required to vote at two different parliamentary elections on the same day.

On and following polling day, the Tasmanian Electoral Commission became aware of reports that some Derwent and Windermere electors had attended polling places outside the Legislative Council electoral boundaries (House of Assembly only polling places) and were therefore unable to vote in the Legislative Council election at those polling places. Once all elections were finalised the participation rates at the Legislative Council elections were identified as being around 9% lower than those for the associated House of Assembly divisions.

As a result, the Commission has conducted a detailed analysis to ascertain whether, and to what extent, Legislative Council election participation may have been adversely impacted. This analysis has shown:

- 1 683 (6.3%) Derwent and 1 723 (6.3%) Windermere electors attended a "House of Assembly only" polling place or mobile polling location and therefore voted only at the State election.
- 344 (1.3%) Derwent and 231 (0.8%) Windermere electors used a dual voting service but appear to have only been issued a House of Assembly ballot paper because of staff (administrative) error.

In reviewing the full analysis undertaken, as discussed at the end of the report, the Commission is of the view that it will not challenge the result of the election.

All election statistical summaries, including any additional analysis, are published in the Commission's Parliamentary election report, which would be tabled with Parliament in the months after each state election. However, the Commission believes it more appropriate to release this information prior to the expiry of the 90-day period in which the elections may be challenged. In accordance with section 205 of the *Electoral Act 2004*, an application to dispute these elections must be lodged by 9 August 2021 (Derwent) and 12 August 2021 (Windermere).

Yours sincerely



Mike Blake  
Chair



Karen Frost  
Member



Andrew Hawkey  
Electoral Commissioner

20 July 2021

