Tasmanian Electoral Commission

2024 to 2025 Report on Parliamentary Elections

Tasmanian Electoral Commission

294 Elizabeth Street
North Hobart, Tasmania 7000

PO Box 307
Moonah Tas 7009

Phone (03) 6208 8700
Fax (03) 6208 8791
ballot.box@tec.tas.gov.au
www.tec.tas.gov.au

To The Honourable Craig Farrell
President of the Legislative Council, and

The Honourable Jacqueline Petrusma
Speaker of the House of Assembly

We are pleased to submit this report on Tasmanian parliamentary elections conducted during the period 2024 to 2025, comprising the May 2025 Legislative Council elections for the divisions of Montgomery, Nelson and Pembroke, which were delayed to accommodate the 2025 federal election, and the July 2025 House of Assembly (State) election.

The Tasmanian Electoral Commission (TEC) has statutory responsibilities for the independent and impartial conduct of elections and referendums, including:

- House of Assembly elections, by-elections and recounts
- Legislative Council elections and by-elections
- State referendums, and
- the implementation of electoral boundary redistributions.

This report on parliamentary elections is in addition to the Tasmanian Electoral Commission's annual reports and has been prepared in accordance with section 13 of the *Electoral Act 2004*.

A period of reform and transition

The period covered by this report spans a relatively short interval since the Commission's previous report of 17 October 2024. It is a period shaped by a high level of electoral activity delivered alongside substantial legislative reforms, and the establishment of the new Electoral Disclosure and Funding Scheme.

This period also saw significant organisational growth and restructuring, undertaken to ensure the Commission has the capability and capacity required to meet its expanding responsibilities. This growth was achieved while maintaining the independent and impartial administration of elections, with a continued focus on integrity, transparency and public confidence.

2025 House of Assembly general election

On 11 June 2025, Her Excellency the Governor informed the Electoral Commissioner that, on the advice of the Premier, Parliament had been prorogued and the House of Assembly dissolved. Writs for a general election were issued on 18 June.

Polling day was held on Saturday 19 July 2025 for the five House of Assembly divisions of Bass, Braddon, Clark, Franklin and Lyons. Nominations closed at midday on 26 June, with 161 candidates nominated to contest the election.

Hare-Clark counts for all divisions commenced following the close of the postal return period on 29 July. All candidates were elected by 2 August, and the declaration of the poll for each division was conducted on 5 August, with writs returned later that day.

The statewide rate of informal voting decreased from 6.31 per cent in 2024 to 5.84 per cent in 2025. This reduction was primarily driven by a decline in apparent unintentional informal voting, which the Commission monitors as an indication of voter understanding and confidence, while levels of apparent intentional informality increased slightly. Further analysis of informal voting patterns is provided in the informal ballot paper survey at page 23 of this report and in Appendix A.

Participation was slightly lower than at the previous election, declining from 91.15 per cent to 90.05 per cent. While turnout in Australian elections remains high by international standards, recent national and state elections indicate a decline from historically high levels. In this context, the Commission continues to monitor participation patterns closely and to pursue initiatives that support broad participation across the Tasmanian community.

Changes to the definition of electoral matter

Significant amendments to the *Electoral Act 2004* relating to campaigning and advertising were enacted through the Electoral Matters (Miscellaneous Amendments) Act 2023, which came into effect in late 2024 and shaped the regulatory environment for the 2025 State election.

Central to these changes was a substantially revised definition of 'electoral matter', which now focuses on the dominant purpose of a communication and explicitly recognises modern forms of communication, including digital, social media and electronic messaging.

The Act also clarifies how dominant purpose is to be assessed, sets out specific exclusions, and identifies factors relevant to determining whether a communication is electoral matter.

Together, these changes significantly expand and clarify the regulatory framework governing political communication during election periods, with direct implications for authorisation requirements under the Act and for the administration of the Electoral Disclosure and Funding Scheme.

Establishing the new Electoral Disclosure and Funding Scheme

The introduction of the Electoral Disclosure and Funding Scheme marked a substantial expansion of the Commission's regulatory responsibilities and represented a significant shift in the oversight of political finance in Tasmania.

With the scheme coming into effect on 1 July 2025, it was implemented within a challenging operating environment, including compressed timeframes, heightened public and stakeholder interest, and its commencement during the early stages of the 2025 State election.

In response, the Commission reprioritised later phases of work and rapidly established the core systems, guidance and administrative processes required for a State election. This was supported by targeted engagement to assist participant understanding and compliance, enabling the Commission to meet its new responsibilities during an ongoing election while maintaining transparency, integrity and the consistent application of the legislative framework.

Expanded access to Telephone Assisted Voting

Telephone Assisted Voting has assumed greater significance in recent elections, as an ongoing reduction in the availability and timeliness of postal services continues to influence how electors participate. In this context, telephone voting is now promoted as the preferred means of participation for interstate and overseas electors, for whom mail-based voting is often not a viable option.

While Telephone Assisted Voting was already an established voting method, its use was expanded for the 2025 Legislative Council elections to improve accessibility for electors with a print disability. This expansion reflects a broader understanding that barriers to independent voting are not limited to vision impairment, but can also arise from physical, cognitive and literacy-related factors that affect a person's ability to read or complete ballot material.

The change was enabled by the commencement of the Electoral Amendment (Alternative Voting Procedures) Act 2025 on 16 May, which allows the Commission to approve alternative voting procedures where necessary and appropriate, to support participation by electors of all abilities and needs.

As required by the Act, the TEC consulted with relevant accessibility and inclusion organisations through its Disability Advisory Committee, which met on 16 April 2025. Input from communities with lived experience of print disabilities informed the development of procedures and terminology, ensuring alignment with current best practice.

The expansion of Telephone Assisted Voting formed part of the Commission's broader focus on enhancing accessibility and ensuring that electoral services respond to the diverse needs of the Tasmanian community. This focus was also reflected in initiatives such as the introduction of a quiet voting hour at pre-poll centres for the 2025 Legislative Council elections, and the provision of new translated resources for the 2025 State election.

A new elector awareness campaign

A new voter awareness campaign was introduced at the 2025 State election to support voter engagement with a clear and relatable message about participation in the electoral process. Development commenced in late 2024 and was completed in May 2025. Though not conceived in response to a forthcoming State election, its delivery was timely, with the campaign launching across television, radio and print in June following the calling of the snap election.

Built around the theme 'It's a decision we make together', the campaign highlights voting as an act of collective decision-making, expressed through striking, community-focused visuals. This approach is intended to support broad understanding and trust, particularly in a contemporary media environment where complexity and misinformation can undermine voter confidence. It reflects the Commission's broader objective of promoting informed and confident participation in elections.



Constructive engagement with parliamentary processes

During the reporting period, the Joint Standing Committee on Electoral Matters of the Parliament of Tasmania commenced its work under the 51st Parliament, with a remit to inquire into electoral laws and the administration, operation and conduct of Tasmanian elections. The Commission has appeared before the Committee as part of its inquiries and is engaging constructively with its processes, including through the provision of evidence and information to support informed consideration of electoral administration and practice. The Commission welcomes this forum for parliamentary review and will continue to assist the Committee in its work.

Mike Blake
CHAIRPERSON

Andrew Hawkey
ELECTORAL COMMISSIONER

Allyson Warrington
MEMBER

05 March 2026

Report available in electronic form

The tables contained in this report are available in Microsoft Excel format on request.
This report can also be downloaded in PDF format from the Tasmanian Electoral Commission website **www.tec.tas.gov.au**

Relevant legislation

Electoral Act 2004 and regulations

Constitution Act 1934

Legislative Council Electoral Boundaries Act 1995

Copies of the legislation can be found on the internet at **www.legislation.tas.gov.au**

Previous reports

Report on Parliamentary Elections 2022 to 2024

Report on Parliamentary Elections 2019 to 2021

Report on Parliamentary Elections 2015 to 2018

Report on Parliamentary Elections 2011 to 2014

Report on Parliamentary Elections 2007 to 2010

Report on Parliamentary Elections 2003 to 2006

Report on Parliamentary Elections 1999 to 2002

Report on Parliamentary Elections 1998

Report on Parliamentary Elections 1995 to 1997

Report on Parliamentary Elections 1990 to 1994

These and earlier reports are also available for download in PDF format from the Tasmanian Electoral Commission website **www.tec.tas.gov.au**

Contents

Legislative Council elections

Enrolment 3

Periodic cycle 4

Election summary 5

2025 election results 6

House of Assembly elections

House of Assembly 2025 general election 14

Members of the fifty-second Parliament 15

Tasmania's Hare-Clark system 16

2025 General election statistics 19

First preference figures — Bass 26

Braddon 32

Clark 38

Franklin 42

Lyons 46

Abstracts of the counts — Bass 54

Braddon 56

Clark 58

Franklin 60

Lyons 62

Casual vacancies filled by recount 66

Appendices

A — Informal ballot paper surveys 71

B — History tables 94

C — Candidate details 102

D - Polling place details 110

Maps

Legislative Council divisions

House of Assembly divisions



Legislative Council elections



Legislative Council divisional enrolment

The following table shows enrolment as at 30 April for each year of the reporting period. For the enrolment figure as at the close of roll for divisions requiring elections during the 2025 reporting period, please see election results.

Division	30 April 2025
Derwent	28,579
Elwick	23,517
Hobart	24,371
Huon	28,338
Launceston	25,504
McIntyre	30,797
Mersey	30,157
Montgomery	29,815
Murchison	28,478
Nelson	25,559
Pembroke	23,453
Prosser	27,715
Rosevears	28,699
Rumney	28,801
Windermere	28,334
Total	**412,117**

Periodic cycle of Legislative Council elections

Division	Current member	Next periodic election
Huon	Hon DA Harriss	2026
Rosevears	Hon JL Palmer	2026
Derwent	Hon CM Farrell	2027
Mersey	Hon MV Gaffney	2027
Windermere	Hon NJH Duigan	2027
Elwick	Hon RJ Thomas	2028
McIntyre	Hon TV Rattray	2028
Launceston	Hon RL Armitage	2029
Murchison	Hon RJ Forrest	2029
Rumney	Hon SE Lovell	2029
Hobart	Hon CS O'Connor	2030
Prosser	Hon KJ Vincent	2030
Montgomery	Hon CK Hiscutt	2031
Nelson	Hon MT Webb	2031
Pembroke	Hon LM Edmunds	2031

Election summary

2025

Issue of writs	15 April	Close of nominations	1 May
Polling day	24 May	Return of writs	30 May

Division	Retiring member	Elected candidate
Montgomery	LA Hiscutt	CK Hiscutt
Nelson	MT Webb	MT Webb
Pembroke	LM Edmunds	LM Edmunds

Division of MONTGOMERY

Election summary	Election held on 24 May 2025	
Retiring member — The Honourable Leonie A Hiscutt	Electors enrolled	29,824
Returning officer — Michael Leyden	Electors who voted	24,548 (82.31%)
Elected member to serve for a six year term until May 2031	Informal votes	906 (3.69%)

First preference votes and informal ballot papers by polling place

	Tasmanian Greens		Independent	Liberal Party	Shooters, Fishers, Farmers TAS			
Polling place	**BRIGGS Darren**	**BURNETT Gatty**	**HISCUTT Casey**	**PARRY Stephen**	**PICKIN Adrian**	**Total formal votes**	Informal	Total ballot papers counted
Acton	196	58	306	204	133	897	49	946
Claude Road	83	15	35	58	54	245	8	253
Forth	133	22	131	199	75	560	20	580
Gawler	77	19	117	155	67	435	25	460
Havenview	90	24	138	103	58	413	18	431
Heybridge	51	8	121	62	41	283	18	301
Highclere	15	4	35	44	30	128	6	134
Lower Barrington	134	22	181	233	120	690	42	732
Natone	24	5	46	34	27	136	8	144
North Motton	59	12	65	95	59	290	10	300
Penguin	441	38	568	283	144	1,474	50	1,524
Preston	26	4	15	22	22	89	4	93
Riana	24	3	61	31	24	143	5	148
Ridgley	63	23	159	146	103	494	22	516
Romaine	227	50	326	276	165	1,044	58	1,102
Sheffield	155	42	123	212	157	689	23	712
South Riana	33	8	63	45	41	190	10	200
Sprent	33	4	62	62	46	207	10	217
Stowport	52	14	89	78	39	272	19	291
Sulphur Creek	163	28	262	178	53	684	18	702
Turners Beach	156	25	196	302	78	757	25	782
Ulverstone Central	224	26	269	300	72	891	44	935
Ulverstone East	107	15	184	188	56	550	26	576
Ulverstone South	263	54	408	385	145	1,255	38	1,293
West Ulverstone	221	52	334	326	141	1,074	55	1,129
Wilmot	69	9	44	49	44	215	11	226
Wivenhoe	57	19	84	75	25	260	9	269
Total ordinary	**3,176**	**603**	**4,422**	**4,145**	**2,019**	**14,365**	**631**	**14,996**
Mobile	30	21	89	81	21	242	11	253
Pre-poll	1,543	315	2,564	2,287	835	7,544	231	7,775
Pre-poll (out of division)	10	0	6	3	5	24	1	25
Postal	324	66	466	368	157	1,381	32	1,413
Provisional	9	2	11	13	7	42	0	42
Out of division	19	1	6	14	4	44	0	44
Totals	**5,111**	**1,008**	**7,564**	**6,911**	**3,048**	**23,642**	**906**	**24,548**
% Formal vote	21.62%	4.26%	31.99%	29.23%	12.89%		3.69% informal	

Distribution of preferences

		Tasmanian Greens		Independent	Liberal Party	Shooters, Fishers, Farmers TAS				
		BRIGGS Darren	**BURNETT Gatty**	**HISCUTT Casey**	**PARRY Stephen**	**PICKIN Adrian**	Exhausted votes	Formal votes	Absolute majority	Remarks
Count 1	Total votes	5,111	1,008	7,564	6,911	3,048		23,642	11,822	First preferences
Count 2	Votes transferred	224	-1,008	374	158	252				BURNETT excluded
	Total votes	5,335	0	7,938	7,069	3,300		23,642	11,822	
Count 3	Votes transferred	618		1,853	829	-3,300				PICKIN excluded
	Total votes	5,953		9,791	7,898	0		23,642	11,822	
Count 4	Votes transferred	-5,953		4,696	1,088		169			BRIGGS excluded
	Total votes	**0**		**14,487**	**8,986**		**169**	**23,642**	**11,737**	**HISCUTT elected**
				61.72%	**38.28%**					

Division of NELSON

Election summary	Election held on 24 May 2025	
Retiring member — The Honourable Megan T (Meg) Webb	Electors enrolled	25,560
Returning officer — Graeme Ingram	Electors who voted	20,985 (82.10%)
Elected member to serve for a six year term until May 2031	Informal votes	394 (1.88%)

First preference votes and informal ballot papers by polling place

	Liberal Party	Tasmanian Greens	Independent			
Polling place	**VERMEY Marcus**	**VOLF Nathan**	**WEBB Meg**	**Total formal votes**	Informal	Total ballot papers counted
Blackmans Bay	208	112	375	695	17	712
Dynnyrne	184	137	278	599	8	607
Kingston	1,076	542	1,575	3,193	81	3,274
Kingston Beach	271	128	402	801	22	823
Kingston West	87	36	119	242	4	246
Lower Sandy Bay	362	111	425	898	18	916
Maranoa Heights	283	96	384	763	26	789
Mount Nelson	233	157	660	1,050	13	1,063
Sandy Bay	486	230	646	1,362	22	1,384
Sandy Bay Beach	293	45	322	660	5	665
Taroona	269	226	738	1,233	23	1,256
Waimea Heights	385	119	415	919	15	934
Total ordinary	**4,137**	**1,939**	**6,339**	**12,415**	**254**	**12,669**
Mobile	36	11	42	89	2	91
Pre-poll	2,210	692	3,372	6,274	119	6,393
Pre-poll (out of division)	21	6	31	58	1	59
Postal	589	212	786	1,587	12	1,599
Provisional	21	14	32	67	2	69
Out of division	31	22	48	101	4	105
Totals	**7,045**	**2,896**	**10,650**	**20,591**	**394**	**20,985**
% Formal vote	34.21%	14.06%	51.72%		1.88% informal	
			WEBB elected			

Division of PEMBROKE

Election summary	Election held on 24 May 2025	
Retiring member — The Honourable Luke M Edmunds	Electors enrolled	23,438
Returning officer — Sharon Sutczak	Electors who voted	19,771 (84.35%)
Elected member to serve for a six year term until May 2031	Informal votes	449 (2.27%)

First preference votes and informal ballot papers by polling place

Polling place	Tasmanian Greens **ALLEN Carly**	Australian Labor Party **EDMUNDS Luke**	Shooters, Fishers, Farmers TAS **LORING Steve**	Independent **MULDER Tony**	Independent **RITCHIE Allison**	**Total formal votes**	Informal	Total ballot papers counted
Bellerive	329	479	47	88	188	1,131	20	1,151
Clarence	276	507	59	110	214	1,166	25	1,191
Geilston Bay	194	404	39	79	190	906	18	924
Howrah	256	642	46	137	228	1,309	33	1,342
Howrah East	62	86	7	28	34	217	8	225
Lindisfarne	282	497	43	72	202	1,096	31	1,127
Lindisfarne Village	395	514	65	133	309	1,416	28	1,444
Montagu Bay	296	408	40	82	191	1,017	25	1,042
Mornington	89	216	27	29	85	446	17	463
Tranmere	319	803	63	203	299	1,687	37	1,724
Warrane	249	684	94	95	292	1,414	62	1,476
Total ordinary	**2,747**	**5,240**	**530**	**1,056**	**2,232**	**11,805**	**304**	**12,109**
Mobile	27	85	10	51	83	256	8	264
Pre-poll	814	2,214	200	629	1,237	5,094	103	5,197
Pre-poll (out of division)	77	191	11	29	73	381	8	389
Postal	286	647	61	232	394	1,620	24	1,644
Provisional	22	37	3	2	17	81	0	81
Out of division	22	35	5	10	13	85	2	87
Totals	**3,995**	**8,449**	**820**	**2,009**	**4,049**	**19,322**	**449**	**19,771**
% Formal vote	20.68%	43.73%	4.24%	10.40%	20.96%		2.27% informal	

Distribution of preferences

		Tasmanian Greens	Australian Labor Party	Shooters, Fishers, Farmers TAS	Independent	Independent				
		ALLEN Carly	**EDMUNDS Luke**	**LORING Steve**	**MULDER Tony**	**RITCHIE Allison**	Exhausted votes	Formal votes	Absolute majority	Remarks
Count 1	Total votes	3,995	8,449	820	2,009	4,049		19,322	9,662	First preferences
Count 2	Votes transferred	132	180	-820	254	254				LORING excluded
	Total votes	4,127	8,629	0	2,263	4,303		19,322	9,662	
Count 3	Votes transferred	235	653		-2,263	1,375				MULDER excluded
	Total votes	4,362	9,282		0	5,678		19,322	9,662	
Count 4	Votes transferred	-4,362	1,935			2,384	43			ALLEN excluded
	Total votes	**0**	**11,217**			**8,062**	**43**	**19,322**	**9,640**	**EDMUNDS elected**
			58.18%			41.82%				




FIRE STATION
MANY THANKS!!
YOU'RE TOPS!
In
Dial 000,

House of Assembly elections



House of Assembly 2025 general election

Election timetable	
Issue of writs and close of electoral rolls	6pm Wednesday 18 June 2025
Close of nominations	12 noon Thursday 26 June 2025
Announcement of nominations	12 noon Friday 27 June 2025
Pre-poll voting commenced	8:30am Monday 30 June 2025
Postal vote applications closed	4pm Friday 11 June 2025
Polling day	8am-6pm Saturday 19 July 2025
Return of the writs	Tuesday 5 August 2025

Returning officers	
Division of Bass	Jenny Hart
Division of Braddon	Amanda Robins. Note, due to prior commitments, Sherri Nolan appointed for coverage during the period 5pm Thursday 26 June until 5pm on Saturday 28 June.
Division of Clark	Sharon Sutczak
Division of Franklin	Chris Atkins
Division of Lyons	Graeme Ingram

Members of the fifty-second Parliament (2025)

Division of Bass		
	Liberal Party	ARCHER, Bridget
		FAIRS, Rob
		FERGUSON, Michael
	Australian Labor Party	FINLAY, Janie
		GREENE, Jess
	Tasmanian Greens	ROSOL, Cecily
	Independent	RAZAY, George
Division of Braddon		
	Liberal Party	ELLIS, Felix
		JAENSCH, Roger
		PEARCE, Gavin
		ROCKLIFF, Jeremy
	Australian Labor Party	BROAD, Shane
		DOW, Anita
	Independent	GARLAND, Craig
Division of Clark		
	Liberal Party	OGILVIE, Madeleine
		VERMEY, Marcus
	Australian Labor Party	HADDAD, Ella
		WILLIE, Josh
	Tasmanian Greens	BAYLEY, Vica
		BURNET, Helen
	Independent	JOHNSTON, Kristie
Division of Franklin		
	Liberal Party	ABETZ, Eric
		PETRUSMA, Jacquie
	Australian Labor Party	BROWN, Meg
		WINTER, Dean
	Tasmanian Greens	WOODRUFF, Rosalie
	Independent	GEORGE, Peter
	Independent	O'BYRNE, David
Division of Lyons		
	Liberal Party	BARNETT, Guy
		HOWLETT, Jane
		SHELTON, Mark
	Australian Labor Party	BUTLER, Jen
		MITCHELL, Brian
	Tasmanian Greens	BADGER, Tabatha
	Shooters, Fishers, Farmers TAS	DI FALCO, Carlo

Tasmania's Hare-Clark system

The Hare-Clark counting system is used in Tasmania to elect seven Members to each division of the Tasmanian House of Assembly.

Hare-Clark is a Single Transferable Vote (STV) method of proportional representation. STV means that a ballot paper moves between candidates as determined by the elector's marked preferences. The Australian Senate also uses a proportional representation counting system, although their counting system has some significant differences to Hare-Clark.

Hare-Clark enables parties, groups and independents to be elected to the House of Assembly in proportion to their support in the division. In other words, compared to other counting systems, the composition of the House more closely reflects the proportion of primary votes for each party on a state-wide basis.

While the term Hare-Clark was originally given to just the process of counting votes, more recently it has taken on a broader meaning to also include a specific ballot paper configuration and rotation of candidate names (Robson Rotation).

Background and features

Where does the name Hare-Clark come from?

Thomas Hare was an Englishman who, in 1856, proposed the idea of a proportional representation election system which was further developed and became known as the Hare system. Andrew Inglis Clark, Tasmania's Attorney-General from 1887-92 and 1894-97, proposed a modified version of the Hare system which became Tasmanian law in 1896. This is now known as the Hare-Clark electoral system and it has been used statewide since 1907.

The ballot paper configuration for House of Assembly elections

The ballot paper displays multiple columns of candidate names. Each registered political party can nominate candidates to appear in a single column under the party name. A group of other candidates can nominate to run together in a column however without a column title.

The order of these columns across the ballot paper is determined by a draw. All ungrouped candidates are listed in the final column.

Under Hare-Clark, electors must mark preferences for individual candidates unlike the Australian Senate ballot papers which include above-the-line voting where electors can choose a specific party or other column of candidates.

Robson Rotation

Robson rotation is a process of rotating candidate names within each column so that the advantage of appearing at the top of the column or directly below another popular candidate are shared equally between candidates. Neil Robson, a former member of the House of Assembly, introduced the process to the Tasmanian Parliament in 1979.

The counting process

How do you cast a formal vote?

To be counted as a vote a ballot paper must have at least the numbers 1, 2, 3, 4, 5, 6 and 7 with no repetitions or omissions. Ballot papers with ticks or crosses, instead of numbers, cannot be counted.

How is a candidate elected?

A candidate is elected when their total number of votes equals or exceeds the quota. The quota is the lowest number of votes a candidate needs to be certain of being elected. For House of Assembly elections, which elect seven members to each division, the quota is calculated as one vote more than an eighth of the total formal votes. For example, if total formal votes were 800, the quota would be 101 (1/8 of total + 1 vote). When the seven elected candidates each reach the quota (707 votes in total) only 93 votes remain for the next highest candidate. If the quota had been 100 (only 1/8 of total) then the top eight candidates could all reach this quota.

What is the counting process

The first step is to count the number of first preference "1" votes for each candidate. All candidates that have reached the quota with first preferences are declared elected after "count 1" and withdrawn from the counting process before "count 2" commences. All votes received by an elected candidate in excess of the quota (the surplus) will be distributed to the continuing candidates (at a later count) according to the preferences indicated on each ballot paper.

Surplus = elected candidate's total votes – the quota

Tasmania's Hare-Clark system (cont'd)

How do we transfer a surplus?

It is important to understand that ballot papers and votes are different. Ballot papers are the medium from which candidates receive votes. The original value of a ballot paper is 1 vote; however, this can change during counting. To distribute surplus votes the parcel of ballot papers used are given a new (reduced) value. The new ballot paper value for transferring the surplus (transfer value) is calculated as follows:

$$\text{Transfer value} = \frac{\text{Surplus votes}}{\text{Number of ballot papers in the last parcel}} \quad \text{(truncate to six decimal places)}$$

A simple example:

If at the beginning of counting, a candidate (Jenny) receives 250 first preference votes and the quota is only 200 then:

- Jenny is declared elected and withdrawn from the counting process
- Jenny's surplus is calculated as 50 votes (250 – quota = 50)
- The 250 ballot papers that elected Jenny are used to distribute the surplus
- Each of these ballot papers will now be transferred at a value of 0.2 votes (50/250=0.2)

If Justin then receives 100 of Jenny's 250 ballot papers he gains a further 20 votes (100 * 0.2 = 20 votes)

What happens at Count 2?

If a candidate is elected on first preferences, the next thing to do is to use all of his/her ballot papers to distribute the surplus votes as discussed above.

Further counts

When more than one candidate is elected with a surplus, each surplus is distributed as separate counts in order of election.

Only the last parcel of ballot papers received by the elected candidate are used to distribute a surplus.

When elected at count 1, all first preference ballot papers are used (as seen in the simple example above). If elected at count 9, only the ballot papers received at count 9 are used.

Once all surpluses have been distributed, the candidate with the fewest total votes is declared excluded, withdrawn from the counting process and all of his/her ballot papers are redistributed to continuing candidates.

Excluded candidates

The exclusion of a candidate can take several counts to complete. When a candidate is excluded, ballot papers are passed on to continuing candidates at the same transfer value they were received by the excluded candidate. All ballot papers with the same transfer values are distributed as a new count.

After each count, each continuing candidate's total number of votes is recalculated. Where a continuing candidate reaches the quota, he/she is declared elected and withdrawn from the counting process before the next count commences.

When does the counting stop?

Once an exclusion is completed, the surplus of any candidate elected during that exclusion is distributed. Otherwise, again the continuing candidate with the fewest total number of votes is excluded.

The two processes of distributing surpluses and excluding candidates continues until all vacancies are filled. For House of Assembly elections, the scrutiny stops as soon as seven candidates are declared elected.

Do you always need a quota to get elected?

It is common that the last member is elected without reaching the quota. In some cases, the last two members have been declared elected without reaching the quota.

Why does this happen?

If some ballot papers do not include a preference for every candidate, it is possible to be elected without reaching the quota. If a distributed ballot paper does not have a preference for any of the continuing candidates, it will drop out of the count and the vote it carries is declared "exhausted".

The number of exhausted votes usually increases quickly towards the end of the counting process as fewer candidates remain. The greater the number of votes exhausted, the more likely the last elected candidate will not reach the quota.

The ballot papers instruct the voter to mark a preference for all candidates to reduce the number and impact of exhausted votes.


Polling Place
8 am - 6 pm

2025 General election statistics

Voting summary

	Bass	Braddon	Clark	Franklin	Lyons	Tasmania
Close of roll enrolment	80,566	84,566	74,385	83,928	89,460	**412,905**
Ballot papers cast	71,993	75,698	67,157	76,745	80,229	**371,822**
% of electors on the roll	89.36%	89.51%	90.28%	91.44%	89.68%	**90.05%**
Informal ballot papers	4,543	5,012	3,115	3,738	5,293	**21,701**
Informality rate	6.31%	6.62%	4.64%	4.87%	6.60%	**5.84%**
Formal ballot papers	67,450	70,686	64,042	73,007	74,936	**350,121**

Special voting summary

		Bass	Braddon	Clark	Franklin	Lyons	Total
Mobile - IN division	Ballot papers admitted	1,164	1,021	767	561	504	**4,017**
Mobile - OUT of division	Ballot papers admitted	52	71	100	268	484	**975**
Pre-poll - IN division	Ballot papers admitted	16,802	22,764	16,496	16,405	11,573	**84,040**
Pre-poll - OUT of division	Ballot papers admitted	455	385	2,971	5,415	8,304	**17,530**
Polling day - OUT of division	Ballot papers admitted	1,817	1,174	3,449	2,568	5,067	**14,075**
Total OUT of division	Ballot papers admitted	2,324	1,630	6,520	8,251	13,855	**32,580**
Postal (inc telephone and Antarctic)	Issued	8,415	6,187	7,159	8,188	8,998	**38,947**
	Ballot papers admitted	7,685	5,485	6,400	7,491	8,238	**35,299**
Provisional	Issued	2,706	2,035	7,038	8,715	14,326	**34,820**
	Ballot papers admitted	209	141	316	286	228	**1,180**
Total special votes	**Issued**	**31,411**	**33,637**	**37,980**	**42,120**	**49,256**	**194,404**
	Ballot papers admitted	**28,184**	**31,041**	**30,499**	**32,994**	**34,398**	**157,116**

Out of division (absent) vote analysis

Issued for		Bass	Braddon	Clark	Franklin	Lyons
Issued by	Bass	-	580	294	231	6,700
	Braddon	478	-	225	204	1,884
	Clark	340	309	-	5,601	4,106
	Franklin	177	194	4,322	-	1,163
	Lyons	1,307	548	1,675	2,214	-
Total		**2,302**	**1,631**	**6,516**	**8,250**	**13,853**

Postal vote analysis

	Bass	Braddon	Clark	Franklin	Lyons
Issued	8,415	6,187	7,159	8,188	8,998
Received	7,773	5,624	6,541	7,595	8,439
Rejected	86	137	139	103	195
Admitted	7,685	5,485	6,400	7,491	8,238
Missing ballot papers	2	2	2	1	6

Note: 'Postal votes received' includes

0 votes issued at interstate pre-poll centres (service discontinued, replaced by phone voting in 2025)
11 votes received via Antarctic Express Vote Service
8,322 votes received via Telephone Assisted Voting

Special votes as a percentage of ballot papers cast

	Bass	Braddon	Clark	Franklin	Lyons
Polling Day - OUT of Division	2.52	1.55	5.14	3.35	6.32
Provisional	0.29	0.19	0.47	0.37	0.28
Pre-poll	23.97	30.58	28.99	28.43	24.78
Postal	10.67	7.25	9.53	9.76	10.27
Mobile	1.69	1.44	1.29	1.08	1.23
Total	39.15	41.01	45.41	42.99	42.87

Early votes (pre-poll, postal, mobile special votes) admitted as a percentage of total ballot papers cast

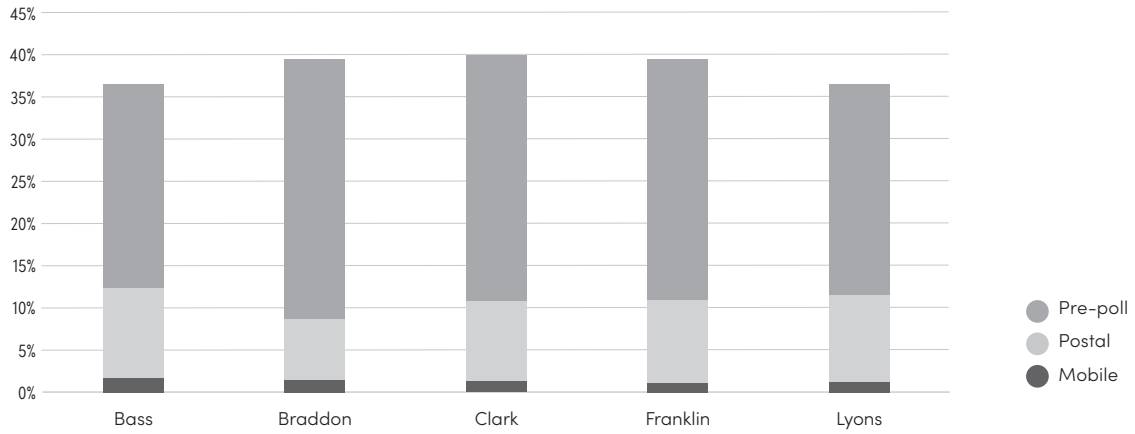

Table data

	Bass	Braddon	Clark	Franklin	Lyons
Pre-poll (inc. IN and OUT of division)	23.97%	30.58%	28.99%	28.43%	24.78%
Postal	10.67%	7.25%	9.53%	9.76%	10.27%
Mobile (inc. IN and OUT of division)	1.69%	1.44%	1.29%	1.08%	1.23%

Party strengths in divisions as indicated by first preferences

		Bass	Braddon	Clark	Franklin	Lyons	Statewide
Liberal Party	First preferences	28,193	35,199	19,624	25,090	31,481	**139,587**
	Percentage	41.80%	49.80%	30.64%	34.37%	42.01%	**39.87%**
	Quotas	3.34	3.98	2.45	2.74	3.36	**15.87**
	Seats won	3	4	2	2	3	**14**
Australian Labor Party	First preferences	18,564	16,763	17,298	16,629	21,309	**90,563**
	Percentage	27.52%	23.71%	27.01%	22.78%	28.44%	**25.87%**
	Quotas	2.20	1.89	2.16	1.82	2.27	**10.34**
	Seats won	2	2	2	2	2	**10**
Tasmanian Greens	First preferences	11,136	5,240	14,127	9,884	10,158	**50,545**
	Percentage	16.51%	7.41%	22.06%	13.54%	13.56%	**14.44%**
	Quotas	1.32	0.59	1.76	1.08	1.08	**5.83**
	Seats won	1	0	2	1	1	**5**
The Nationals	First preferences	1,367	1,123	-	-	3,177	**5,667**
	Percentage	2.03%	1.59%	-	-	4.24%	**1.62%**
	Quotas	0.16	0.12	-	-	0.33	**0.61**
	Seats won	0	0	-	-	0	**0**
Shooters, Fishers, Farmers TAS	First preferences	2,754	2,355	-	-	5,050	**10,159**
	Percentage	4.08%	3.33%	-	-	6.74%	**2.90%**
	Quotas	0.32	0.26	-	-	0.53	**1.11**
	Seats won	0	0	-	-	1	**1**
Groups and Independents	First preferences	5,436	10,006	12,993	21,404	3,761	**53,600**
	Percentage	8.06%	14.16%	20.29%	29.32%	5.02%	**15.31%**
	Quotas	0.64	1.13	1.62	2.34	0.40	**6.13**
	Seats won	1	1	1	2	0	**5**
Total	First preferences	**67,450**	**70,686**	**64,042**	**73,007**	**74,936**	**350,121**
	Quotas	7.98	7.97	7.99	7.98	7.97	**39.89**
	Seats won	7	7	7	7	7	**35**
	Informal	4,543	5,012	3,115	3,738	5,293	**21,701**
		6.31%	6.62%	4.64%	4.87%	6.60%	**5.84%**
	Quota	8,432	8,836	8,006	9,126	9,368	

Strength of parties

The State as a single electorate

	First preferences	Seats in proportion*	Seats won
Liberal Party	139,587	13.95	14
Australian Labor Party	90,563	9.05	10
Tasmanian Greens	50,545	5.05	5
The Nationals	5,667	0.57	0
Shooters, Fishers, Farmers TAS	10,159	1.02	1
Groups and Independents	53,600	5.36	5
Total	**350,121**	**35.00**	**35**

*the party's proportion of seats in the House of Assembly calculated from the party's proportion of the State vote.

Seats in proportion compared with seats won (statewide)

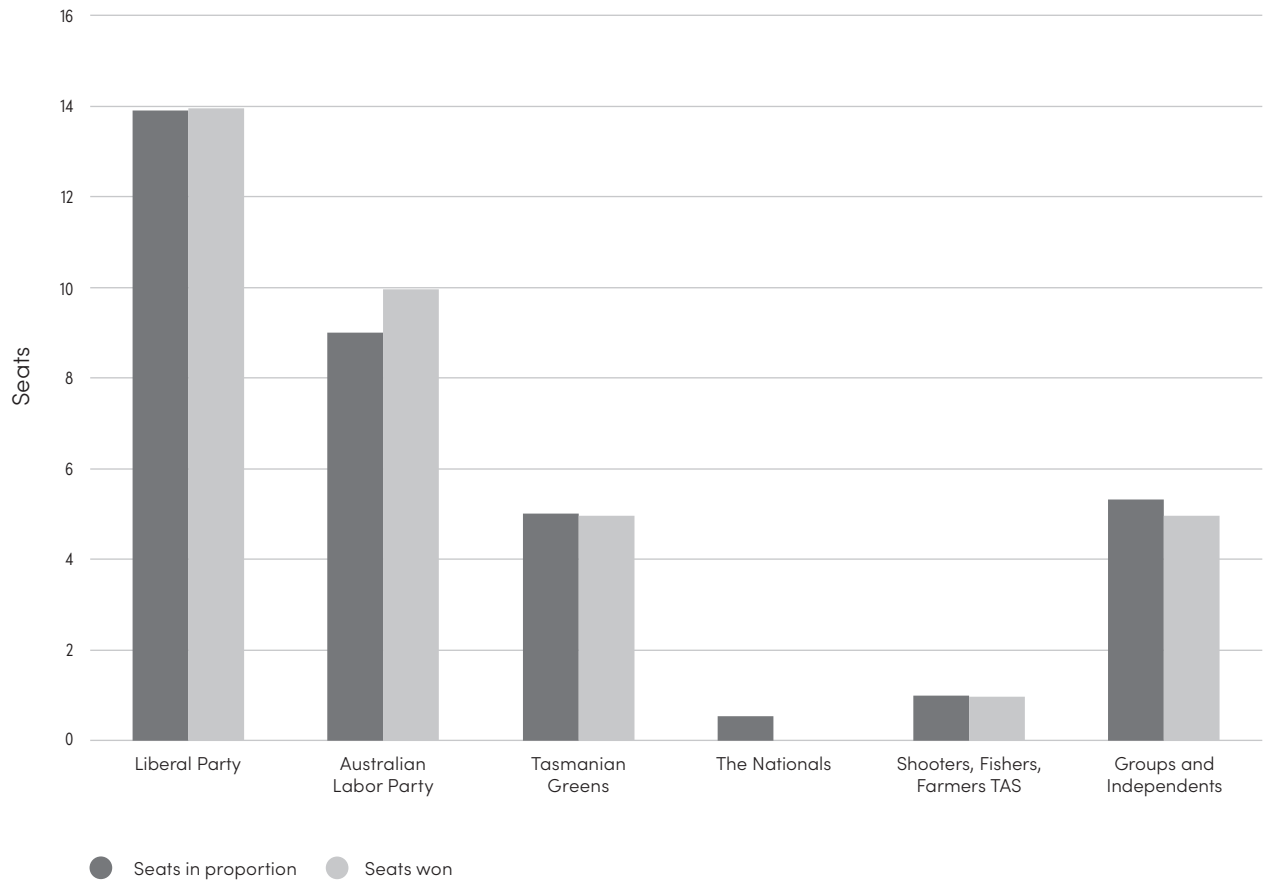

Informal ballot paper survey

Tasmania

Apparent intentional informal voting		
Blank		4,999
Deliberate informal or scribble/messages only		5,779
Total		**10,778**
Apparent unintentional informality		
Contains writing identifying the elector		60
Contains only ticks or crosses		2,885
Some numbers but no first preference		307
One first preference, but includes repetitions or omissions between 2 and 7		5,693
Two or more first preferences*		
• 2 first preferences	1,032	
• 3 or more first preferences, but less than the number of columns	599	
• Number of first preferences equals the number of columns –		
Consecutive numbers from 1 within each column	179	
Other	45	
• Number of first preferences greater than the number of columns	99	1,954
Total		**10,899**
Otherwise determined as informal by the Returning Officer		24
Total		**21,701**

***Further details of this category relating to total number of columns on a ballot paper is available in the surveys for each division. See appendix A.**

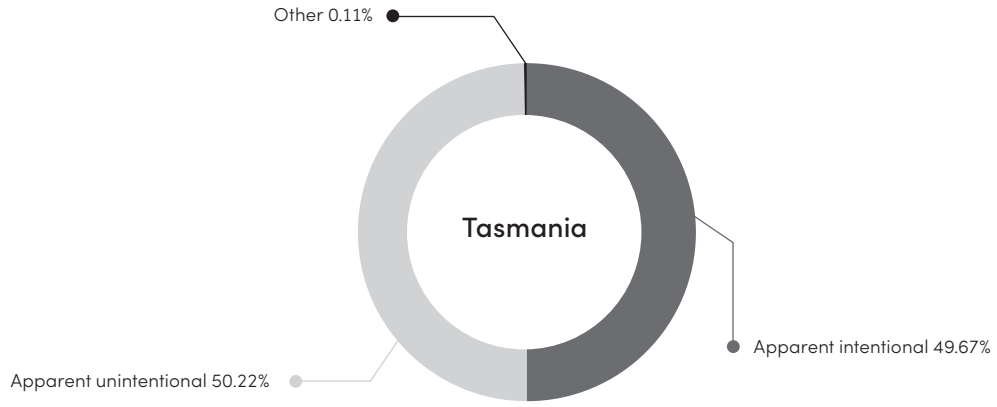


Ballot Box
Tasmanian Electoral Commission



First preference figures

2025 House of Assembly elections

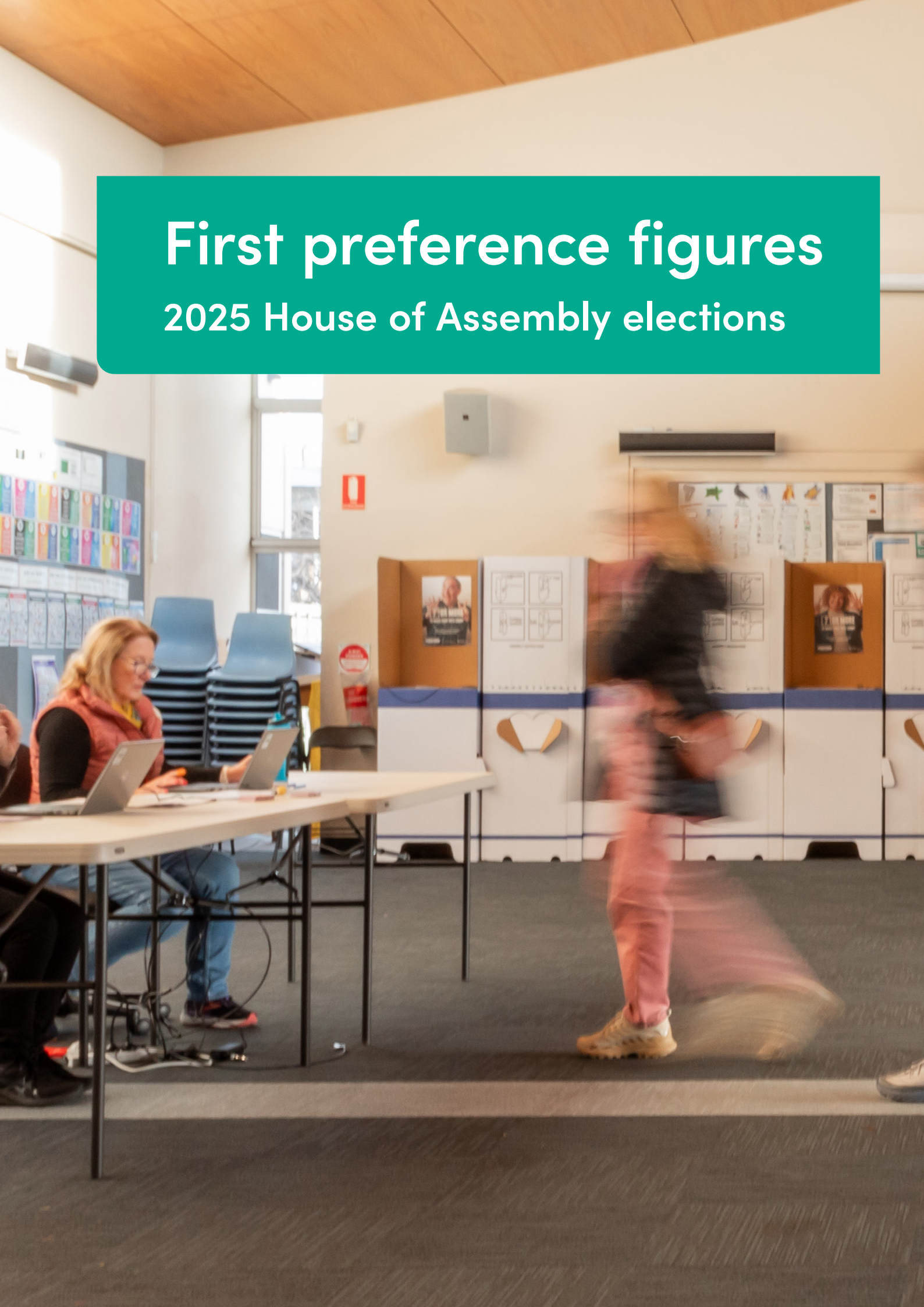

Division of BASS

Candidate first preference totals

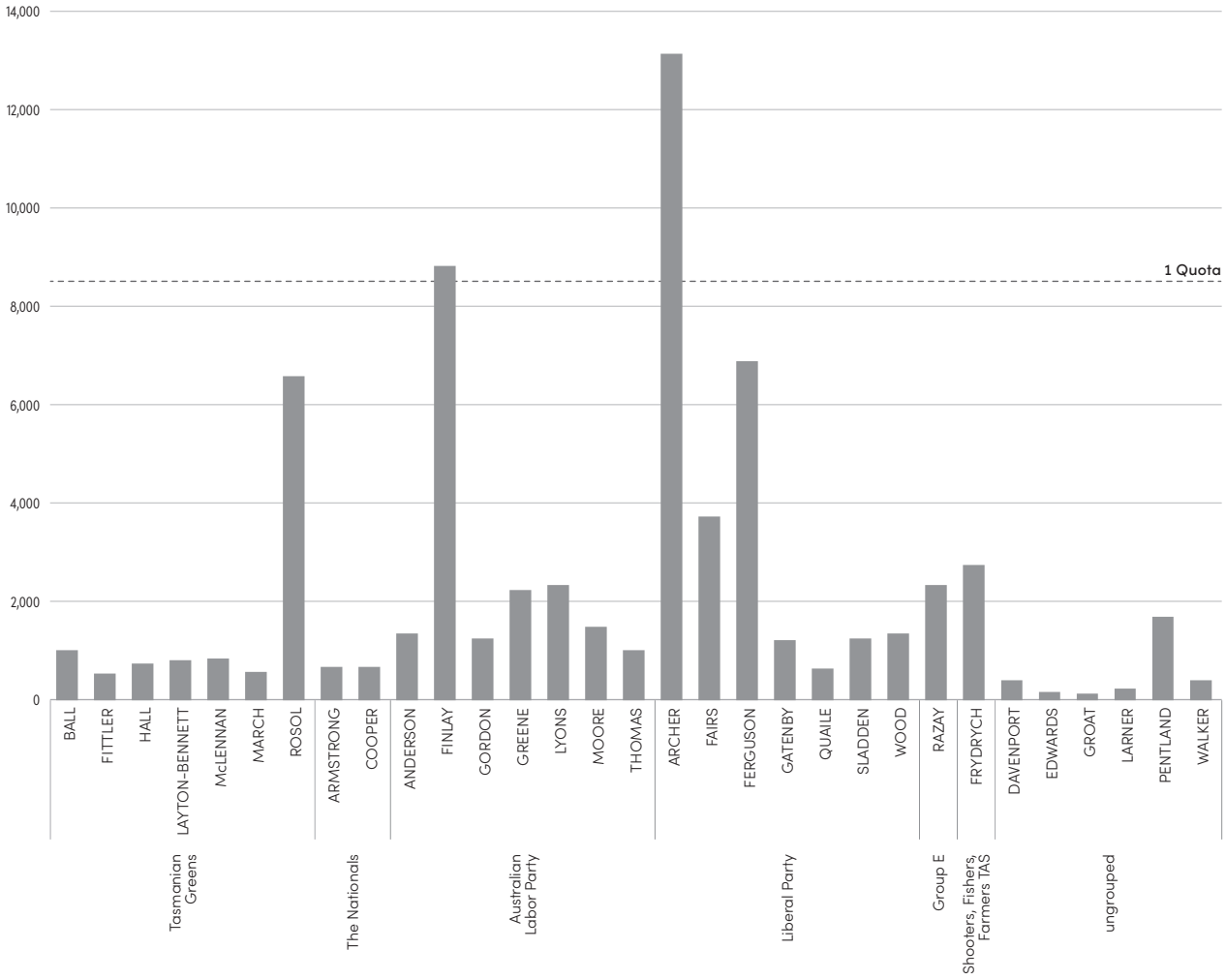

Number of quotas attained compared with seats won

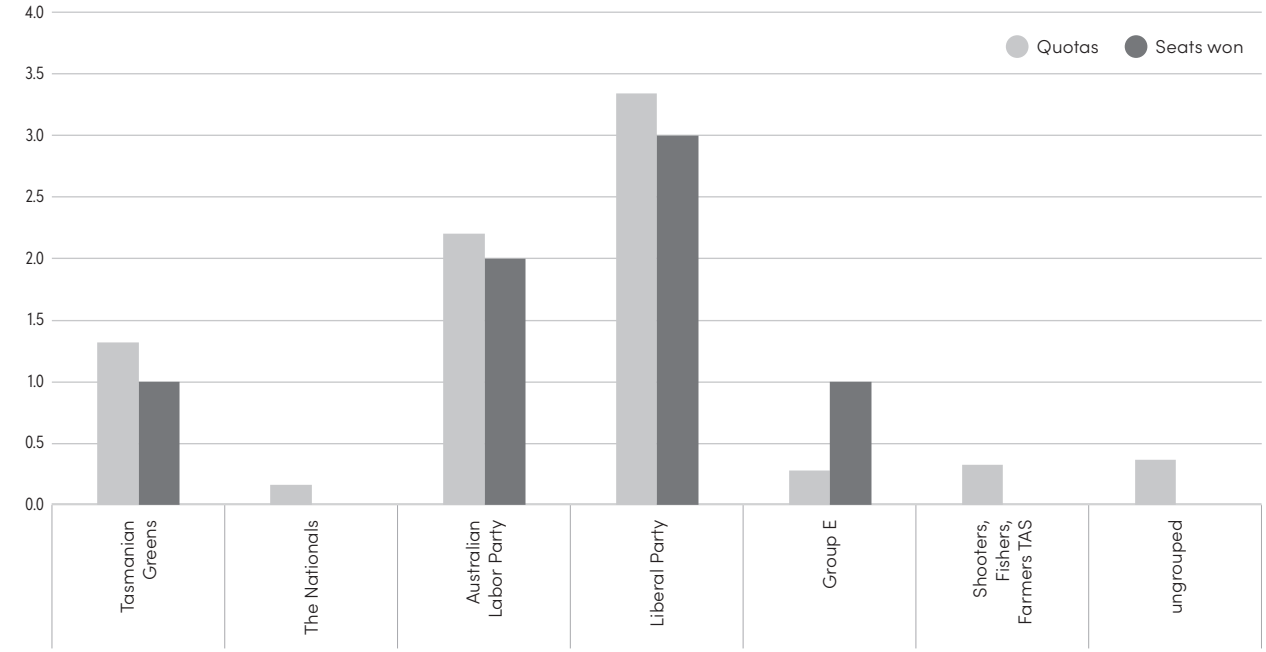

BASS first preference votes

Candidates	Beaconsfield	Beauty Point	Branxholm	Bridport	Dilston	East Launceston	Exeter	Five Ways	George Town	George Town South	Gladstone	Glengarry	Gravelly Beach	Hillwood	Inveresk
BALL, Lauren	22	13	5	9	9	15	19	18	16	15	2	4	11	10	27
FITTLER, Jack	12	4	4	5	3	10	13	4	8	10	0	3	8	4	7
HALL, Tom	10	6	6	5	4	12	7	14	15	7	0	2	7	2	15
LAYTON-BENNETT, Anne	14	6	2	9	12	10	14	7	20	5	1	5	15	8	13
McLENNAN, Charlene	14	7	8	10	7	11	17	7	18	3	1	3	16	4	16
MARCH, Eric	7	9	0	4	8	7	9	7	10	9	4	2	7	3	7
ROSOL, Cecily	91	50	19	36	70	200	118	99	55	20	7	30	118	46	140
Tasmanian Greens	**170**	**95**	**44**	**78**	**113**	**265**	**197**	**156**	**142**	**69**	**15**	**49**	**182**	**77**	**225**
ARMSTRONG, Angela	17	14	3	8	6	10	12	3	14	3	1	1	8	4	6
COOPER, Carl	36	30	3	13	10	9	17	4	15	6	0	10	8	0	14
The Nationals	**53**	**44**	**6**	**21**	**16**	**19**	**29**	**7**	**29**	**9**	**1**	**11**	**16**	**4**	**20**
ANDERSON, Melissa	28	10	8	8	6	17	12	9	33	20	3	5	9	12	44
FINLAY, Janie	182	125	24	66	61	105	138	113	135	81	15	29	69	50	153
GORDON, Will	19	6	3	12	15	24	13	17	23	14	5	5	18	5	28
GREENE, Jess	52	35	5	10	15	30	55	22	47	28	1	10	33	9	51
LYONS, Geoff	34	15	2	26	17	21	26	22	44	24	3	11	15	11	47
MOORE, Luke	19	16	7	8	11	25	25	26	35	22	5	4	13	9	22
THOMAS, Peter	12	7	2	7	6	21	20	16	43	15	3	3	12	8	21
Australian Labor Party	**346**	**214**	**51**	**137**	**131**	**243**	**289**	**225**	**360**	**204**	**35**	**67**	**169**	**104**	**366**
ARCHER, Bridget	207	120	24	252	130	262	244	134	243	167	26	86	117	112	130
FAIRS, Rob	72	21	16	66	51	30	70	56	36	34	13	23	29	28	76
FERGUSON, Michael	83	36	26	136	60	79	138	79	62	37	19	36	50	38	84
GATENBY, Chris	13	7	1	32	14	32	23	20	12	8	1	7	9	9	20
QUAILE, Sarah	10	4	0	9	4	11	12	5	7	6	2	2	3	5	8
SLADDEN, Julie	30	13	6	16	9	20	27	12	17	5	2	5	26	11	14
WOOD, Simon	14	10	6	29	12	30	20	12	13	10	3	6	8	7	16
Liberal Party	**429**	**211**	**79**	**540**	**280**	**464**	**534**	**318**	**390**	**267**	**66**	**165**	**242**	**210**	**348**
RAZAY, George	32	11	2	14	24	33	46	29	20	7	0	9	19	16	46
Group E	**32**	**11**	**2**	**14**	**24**	**33**	**46**	**29**	**20**	**7**	**0**	**9**	**19**	**16**	**46**
FRYDRYCH, Michal	99	22	15	36	21	14	68	17	89	51	14	27	13	21	59
Shooters, Fishers, Farmers TAS	**99**	**22**	**15**	**36**	**21**	**14**	**68**	**17**	**89**	**51**	**14**	**27**	**13**	**21**	**59**
DAVENPORT, Jack	3	4	3	1	2	3	11	5	4	3	0	3	8	3	9
EDWARDS, Fenella	2	1	1	2	0	2	5	3	3	1	0	0	2	1	8
GROAT, Daniel	3	0	0	2	2	0	3	2	4	5	0	1	4	1	4
LARNER, Caroline	9	3	0	2	3	1	4	4	8	3	0	0	6	1	6
PENTLAND, Rebekah	12	7	2	20	20	27	38	27	17	9	3	9	10	10	27
WALKER, Tim	6	1	2	7	4	12	10	8	8	3	1	1	5	4	17
ungrouped	**35**	**16**	**8**	**34**	**31**	**45**	**71**	**49**	**44**	**24**	**4**	**14**	**35**	**20**	**71**
Total formal votes	**1,164**	**613**	**205**	**860**	**616**	**1,083**	**1,234**	**801**	**1,074**	**631**	**135**	**342**	**676**	**452**	**1,135**
Informal ballot papers	101	51	12	46	39	44	65	47	118	80	16	18	45	32	109
Total ballot papers	**1,265**	**664**	**217**	**906**	**655**	**1,127**	**1,299**	**848**	**1,192**	**711**	**151**	**360**	**721**	**484**	**1,244**

BASS first preference votes, cont'd

Candidates	Invermay	Karoola	Kelso	Kings Meadows	Lady Barron	Launceston	Launceston Central	Lebrina	Legana	Lilydale	Mowbray	Newnham	Newstead	Norwood	Nunamara	Pipers River
BALL, Lauren	15	10	2	26	1	25	14	7	28	14	13	47	16	24	4	7
FITTLER, Jack	8	2	6	9	1	9	6	0	15	6	14	23	9	9	3	1
HALL, Tom	14	3	5	17	2	13	9	3	17	6	20	22	16	17	7	0
LAYTON-BENNETT, Anne	19	6	5	11	3	16	9	3	20	11	14	39	14	16	6	4
McLENNAN, Charlene	14	3	5	19	2	22	9	2	36	11	22	36	16	30	2	4
MARCH, Eric	7	1	4	12	2	14	10	3	11	10	12	20	13	15	2	1
ROSOL, Cecily	94	20	36	112	9	141	105	13	189	86	78	115	181	180	37	11
Tasmanian Greens	**171**	**45**	**63**	**206**	**20**	**240**	**162**	**31**	**316**	**144**	**173**	**302**	**265**	**291**	**61**	**28**
ARMSTRONG, Angela	4	4	4	15	1	4	6	4	20	8	4	11	13	15	4	3
COOPER, Carl	3	4	10	6	0	6	3	6	31	16	7	13	6	12	2	18
The Nationals	**7**	**8**	**14**	**21**	**1**	**10**	**9**	**10**	**51**	**24**	**11**	**24**	**19**	**27**	**6**	**21**
ANDERSON, Melissa	22	6	5	27	3	11	3	1	46	7	48	96	18	36	7	4
FINLAY, Janie	76	36	30	199	16	68	76	25	276	72	138	359	161	226	27	19
GORDON, Will	17	1	5	26	2	17	7	4	27	10	37	59	35	52	5	1
GREENE, Jess	34	10	10	46	2	30	18	7	87	24	51	114	44	56	10	6
LYONS, Geoff	21	10	10	46	2	15	23	9	66	12	53	110	37	57	5	6
MOORE, Luke	20	3	1	25	2	11	9	4	36	16	48	113	28	40	4	2
THOMAS, Peter	9	4	1	24	2	11	12	2	27	11	39	51	21	26	3	4
Australian Labor Party	**199**	**70**	**62**	**393**	**29**	**163**	**148**	**52**	**565**	**152**	**414**	**902**	**344**	**493**	**61**	**42**
ARCHER, Bridget	82	64	51	191	27	103	91	42	450	100	132	305	259	429	40	60
FAIRS, Rob	22	24	17	92	4	25	19	18	150	33	54	181	61	119	17	4
FERGUSON, Michael	60	23	24	138	20	57	36	29	390	44	95	180	131	180	23	11
GATENBY, Chris	12	4	5	26	3	14	8	0	43	9	8	30	27	69	1	13
QUAILE, Sarah	7	3	6	14	1	8	2	2	35	3	7	20	16	20	2	4
SLADDEN, Julie	6	1	4	26	0	11	9	5	109	15	10	32	18	34	6	4
WOOD, Simon	15	6	6	25	2	17	7	5	43	9	19	36	32	44	13	4
Liberal Party	**204**	**125**	**113**	**512**	**57**	**235**	**172**	**101**	**1,220**	**213**	**325**	**784**	**544**	**895**	**102**	**100**
RAZAY, George	37	9	11	72	3	28	36	4	62	17	35	85	58	88	9	3
Group E	**37**	**9**	**11**	**72**	**3**	**28**	**36**	**4**	**62**	**17**	**35**	**85**	**58**	**88**	**9**	**3**
FRYDRYCH, Michal	25	29	12	58	12	17	10	30	94	47	62	118	29	64	33	20
Shooters, Fishers, Farmers TAS	**25**	**29**	**12**	**58**	**12**	**17**	**10**	**30**	**94**	**47**	**62**	**118**	**29**	**64**	**33**	**20**
DAVENPORT, Jack	6	2	5	2	0	3	2	1	14	3	8	16	9	16	1	1
EDWARDS, Fenella	0	1	0	7	0	0	2	0	7	4	5	8	4	3	1	0
GROAT, Daniel	0	0	0	3	0	0	5	0	4	0	3	5	1	7	0	0
LARNER, Caroline	3	2	6	2	1	1	2	2	7	2	6	8	3	6	0	0
PENTLAND, Rebekah	21	5	6	38	1	18	16	3	53	10	25	63	51	70	12	4
WALKER, Tim	0	3	4	10	2	5	8	5	8	5	8	15	7	8	1	2
ungrouped	**30**	**13**	**21**	**62**	**4**	**27**	**35**	**11**	**93**	**24**	**55**	**115**	**75**	**110**	**15**	**7**
Total formal votes	**673**	**299**	**296**	**1,324**	**126**	**720**	**572**	**239**	**2,401**	**621**	**1,075**	**2,330**	**1,334**	**1,968**	**287**	**221**
Informal ballot papers	56	34	13	110	8	39	22	21	142	45	97	295	61	158	21	11
Total ballot papers	**729**	**333**	**309**	**1,434**	**134**	**759**	**594**	**260**	**2,543**	**666**	**1,172**	**2,625**	**1,395**	**2,126**	**308**	**232**

BASS first preference votes, cont'd

Candidates	Prospect	Ravenswood	Ringarooma	Riverside	Riverside West	Rocherlea	Scottsdale	South Launceston	St Leonards	Summerhill	Trevallyn	Waverley	West Launceston	Weymouth	Whitemark
BALL, Lauren	7	22	0	23	20	9	9	15	5	17	36	13	25	2	2
FITTLER, Jack	3	14	1	16	8	3	6	7	8	6	10	5	12	2	4
HALL, Tom	2	15	1	16	10	2	8	13	12	14	13	8	14	1	6
LAYTON-BENNETT, Anne	7	17	2	23	10	7	9	13	6	12	24	11	19	3	6
McLENNAN, Charlene	4	17	4	21	11	3	7	18	5	15	16	12	19	1	4
MARCH, Eric	2	13	7	12	12	4	3	12	7	18	17	8	13	0	4
ROSOL, Cecily	21	69	17	169	155	11	25	102	40	161	296	43	251	25	37
Tasmanian Greens	**46**	**167**	**32**	**280**	**226**	**39**	**67**	**180**	**83**	**243**	**412**	**100**	**353**	**34**	**63**
ARMSTRONG, Angela	4	19	2	12	13	8	7	5	5	13	9	9	9	2	3
COOPER, Carl	3	15	3	15	14	0	6	3	6	4	8	8	5	0	5
The Nationals	**7**	**34**	**5**	**27**	**27**	**8**	**13**	**8**	**11**	**17**	**17**	**17**	**14**	**2**	**8**
ANDERSON, Melissa	1	47	3	30	21	14	14	13	14	40	14	21	19	3	6
FINLAY, Janie	39	183	25	193	133	49	59	84	153	323	121	122	166	21	30
GORDON, Will	7	31	4	32	23	11	5	21	19	45	19	24	22	0	2
GREENE, Jess	6	50	6	65	58	15	13	31	31	71	35	29	36	5	5
LYONS, Geoff	15	60	7	61	39	19	12	22	33	88	31	25	27	4	3
MOORE, Luke	6	98	3	25	28	13	18	11	23	41	28	36	19	4	2
THOMAS, Peter	8	34	5	13	14	8	13	10	12	28	10	8	18	2	5
Australian Labor Party	**82**	**503**	**53**	**419**	**316**	**129**	**134**	**192**	**285**	**636**	**258**	**265**	**307**	**39**	**53**
ARCHER, Bridget	69	153	59	328	290	51	146	112	201	365	167	94	182	41	60
FAIRS, Rob	17	82	8	93	68	39	42	24	62	148	32	59	38	7	7
FERGUSON, Michael	37	119	35	280	193	28	118	60	128	241	78	77	94	10	62
GATENBY, Chris	11	20	6	23	25	3	24	9	30	43	17	12	20	1	10
QUAILE, Sarah	4	7	0	29	15	5	9	6	17	42	10	13	11	0	2
SLADDEN, Julie	8	15	4	84	57	2	16	14	26	12	29	8	23	6	8
WOOD, Simon	7	13	5	29	20	7	33	12	27	40	16	14	18	4	7
Liberal Party	**153**	**409**	**117**	**866**	**668**	**135**	**388**	**237**	**491**	**891**	**349**	**277**	**386**	**69**	**156**
RAZAY, George	9	36	4	65	58	10	4	32	30	53	49	31	59	10	1
Group E	**9**	**36**	**4**	**65**	**58**	**10**	**4**	**32**	**30**	**53**	**49**	**31**	**59**	**10**	**1**
FRYDRYCH, Michal	11	97	14	61	37	11	53	19	51	84	17	63	32	5	22
Shooters, Fishers, Farmers TAS	**11**	**97**	**14**	**61**	**37**	**11**	**53**	**19**	**51**	**84**	**17**	**63**	**32**	**5**	**22**
DAVENPORT, Jack	4	10	4	12	9	4	5	3	6	16	6	8	6	0	1
EDWARDS, Fenella	0	6	0	8	4	1	1	1	2	5	7	3	1	1	0
GROAT, Daniel	0	2	1	3	1	1	0	3	1	6	2	1	0	0	0
LARNER, Caroline	0	6	0	4	11	2	3	0	3	8	5	3	1	2	6
PENTLAND, Rebekah	17	24	2	41	31	11	1	21	38	37	33	23	18	2	4
WALKER, Tim	3	12	3	8	7	3	1	3	11	10	13	1	12	2	1
ungrouped	**24**	**60**	**10**	**76**	**63**	**22**	**11**	**31**	**61**	**82**	**66**	**39**	**38**	**7**	**12**
Total formal votes	**332**	**1,306**	**235**	**1,794**	**1,395**	**354**	**670**	**699**	**1,012**	**2,006**	**1,168**	**792**	**1,189**	**166**	**315**
Informal ballot papers	26	208	19	115	74	20	52	42	86	180	49	92	53	8	18
Total ballot papers	**358**	**1,514**	**254**	**1,909**	**1,469**	**374**	**722**	**741**	**1,098**	**2,186**	**1,217**	**884**	**1,242**	**174**	**333**

BASS first preference votes, cont'd

Page 4 of 4

Candidates	Winnaleah	Youngtown	Total Ordinary Votes	Special votes: George Town Pre-Poll	Launceston Pre-Poll	Scottsdale Pre-Poll	Out of Division Pre-Poll	Bass Postal 1 (Telephone Votes)	Bass Postal 2 and 3	Mobile	Out of Division	Provisional	Total
BALL, Lauren	4	16	**673**	20	172	10	9	29	49	16	31	4	**1,013**
FITTLER, Jack	1	15	**337**	13	99	9	5	11	32	14	20	2	**542**
HALL, Tom	0	15	**433**	11	138	10	7	32	67	15	24	2	**739**
LAYTON-BENNETT, Anne	1	14	**521**	21	169	8	5	4	57	16	26	1	**828**
McLENNAN, Charlene	3	10	**545**	16	140	9	12	21	80	18	26	4	**871**
MARCH, Eric	0	13	**375**	10	109	8	7	5	33	7	23	0	**577**
ROSOL, Cecily	13	84	**4,025**	67	1,540	46	44	140	481	59	143	21	**6,566**
Tasmanian Greens	**22**	**167**	**6,909**	**158**	**2,367**	**100**	**89**	**242**	**799**	**145**	**293**	**34**	**11,136**
ARMSTRONG, Angela	3	18	**371**	25	135	22	2	15	92	5	15	2	**684**
COOPER, Carl	6	5	**424**	19	108	13	4	14	76	8	16	1	**683**
The Nationals	**9**	**23**	**795**	**44**	**243**	**35**	**6**	**29**	**168**	**13**	**31**	**3**	**1,367**
ANDERSON, Melissa	1	36	**861**	29	224	18	3	45	110	31	32	1	**1,354**
FINLAY, Janie	11	199	**5,061**	203	1,845	179	47	154	955	162	171	20	**8,797**
GORDON, Will	1	30	**808**	23	229	13	4	27	99	33	39	4	**1,279**
GREENE, Jess	3	55	**1,466**	42	391	23	13	29	190	42	49	11	**2,256**
LYONS, Geoff	4	61	**1,311**	42	456	36	21	46	309	57	51	10	**2,339**
MOORE, Luke	1	22	**987**	45	231	23	5	22	125	20	36	5	**1,499**
THOMAS, Peter	0	21	**652**	51	171	11	8	15	77	21	30	4	**1,040**
Australian Labor Party	**21**	**424**	**11,146**	**435**	**3,547**	**303**	**101**	**338**	**1,865**	**366**	**408**	**55**	**18,564**
ARCHER, Bridget	37	287	**7,322**	329	2,926	283	101	396	1,218	203	305	25	**13,108**
FAIRS, Rob	9	144	**2,340**	54	647	115	15	72	302	52	114	6	**3,717**
FERGUSON, Michael	21	190	**4,175**	84	1,249	225	50	130	647	123	180	18	**6,881**
GATENBY, Chris	1	37	**772**	12	228	42	6	24	65	27	47	4	**1,227**
QUAILE, Sarah	0	22	**430**	7	106	13	9	11	30	10	24	2	**642**
SLADDEN, Julie	7	22	**844**	13	218	27	9	23	84	15	33	4	**1,270**
WOOD, Simon	2	41	**774**	16	300	49	6	20	102	33	36	12	**1,348**
Liberal Party	**77**	**743**	**16,657**	**515**	**5,674**	**754**	**196**	**676**	**2,448**	**463**	**739**	**71**	**28,193**
RAZAY, George	1	82	**1,399**	35	511	14	7	44	252	34	40	11	**2,347**
Group E	**1**	**82**	**1,399**	**35**	**511**	**14**	**7**	**44**	**252**	**34**	**40**	**11**	**2,347**
FRYDRYCH, Michal	7	59	**1,869**	79	332	77	23	23	202	15	125	9	**2,754**
Shooters, Fishers, Farmers TAS	**7**	**59**	**1,869**	**79**	**332**	**77**	**23**	**23**	**202**	**15**	**125**	**9**	**2,754**
DAVENPORT, Jack	2	11	**258**	5	66	3	1	7	52	1	10	2	**405**
EDWARDS, Fenella	2	5	**120**	2	25	2	2	9	17	2	2	0	**181**
GROAT, Daniel	1	1	**82**	6	19	2	1	1	17	2	5	0	**135**
LARNER, Caroline	1	2	**158**	9	30	6	1	2	29	2	8	1	**246**
PENTLAND, Rebekah	2	74	**1,013**	17	423	14	7	25	150	11	41	4	**1,705**
WALKER, Tim	0	5	**275**	4	66	8	0	13	35	3	13	0	**417**
ungrouped	**8**	**98**	**1,906**	**43**	**629**	**35**	**12**	**57**	**300**	**21**	**79**	**7**	**3,089**
Total formal votes	**145**	**1,596**	**40,681**	**1,309**	**13,303**	**1,318**	**434**	**1,409**	**6,034**	**1,057**	**1,715**	**190**	**67,450**
Informal ballot papers	15	115	**3,128**	91	704	77	21	11	231	107	154	19	**4,543**
Total ballot papers	**160**	**1,711**	**43,809**	**1,400**	**14,007**	**1,395**	**455**	**1,420**	**6,265**	**1,164**	**1,869**	**209**	**71,993**

Division of BRADDON

Candidate first preference totals

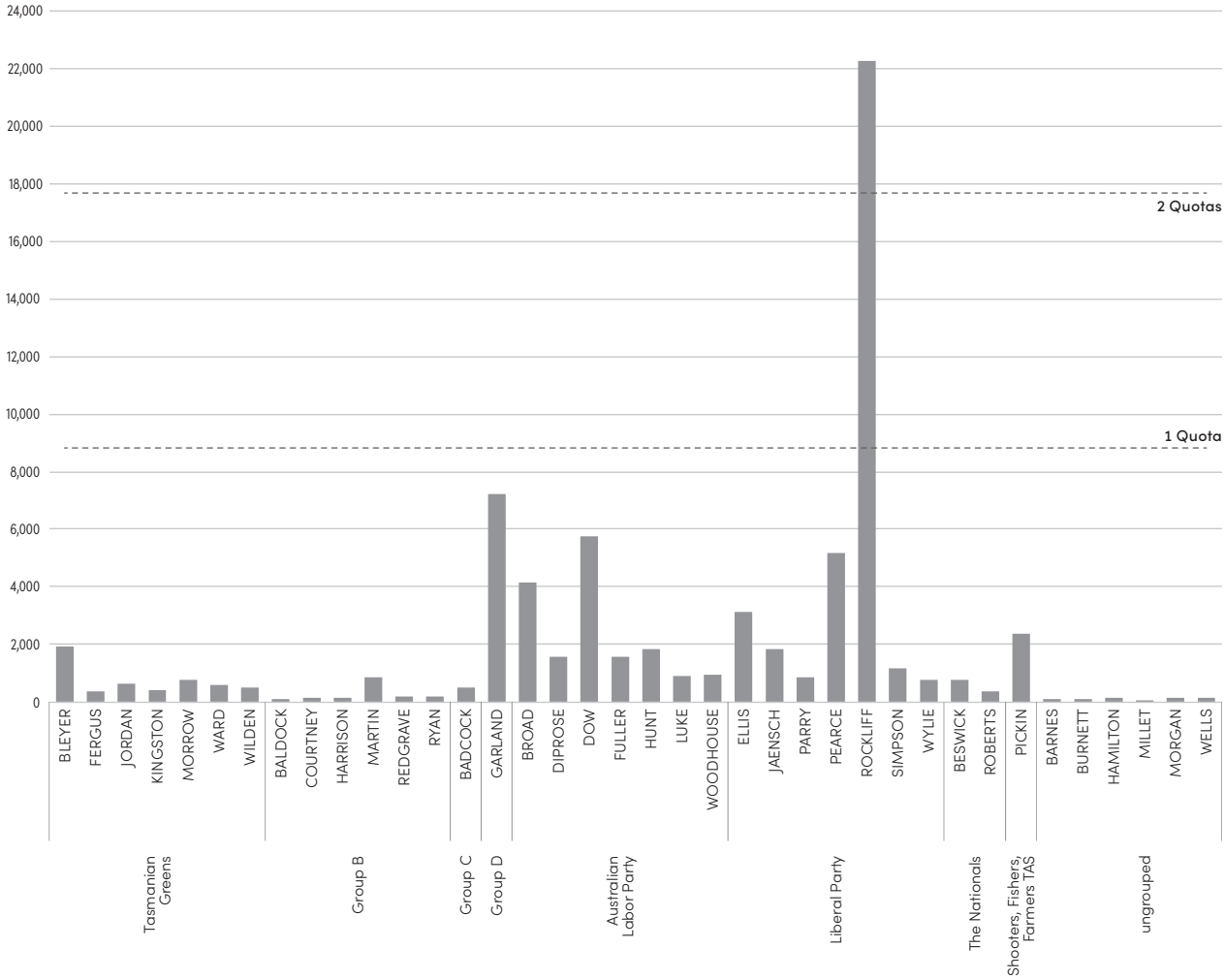

Number of quotas attained compared with seats won

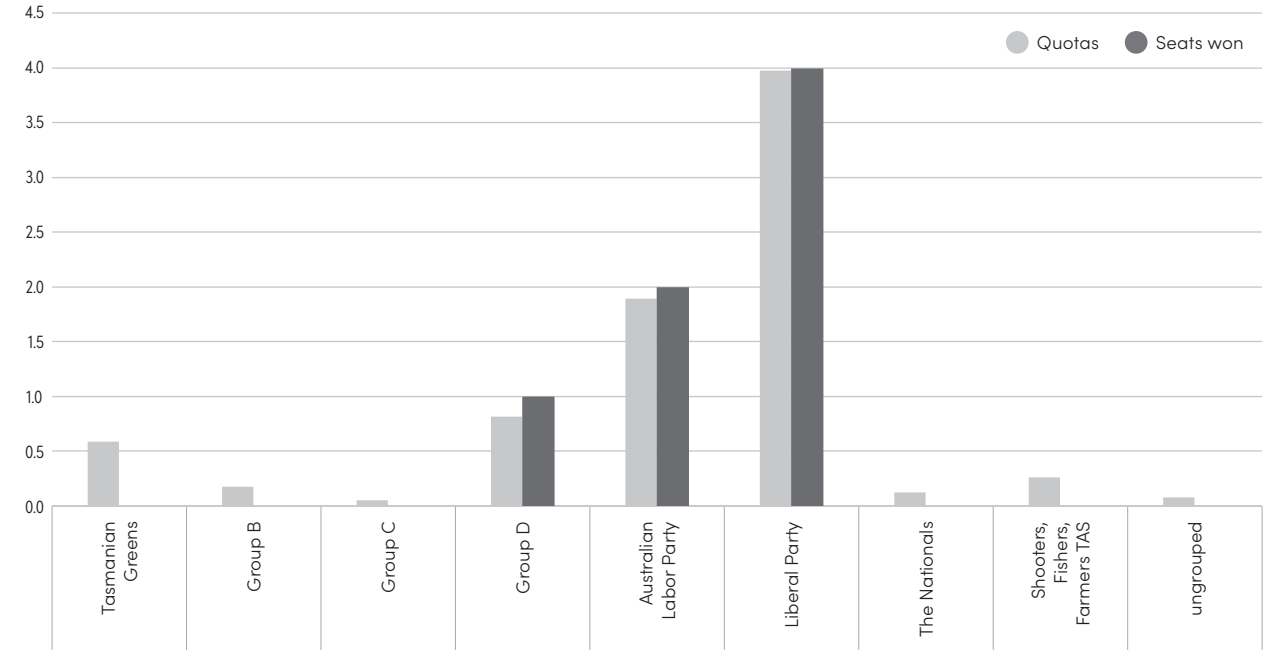

BRADDON first preference votes

Candidates	Acton	Boat Harbour	Burnie	Calder	Cooee	Currie	Devonport Central	Devonport North West	Devonport South	Devonport West	Don	East Devonport	Edith Creek	Elliott	Forest
BLEYER, Vanessa	34	6	23	2	27	18	30	70	27	12	31	36	4	14	4
FERGUS, Haru	4	2	4	2	3	5	7	17	8	7	8	14	0	1	1
JORDAN, Scott	15	3	14	2	5	1	9	24	9	1	8	14	1	3	1
KINGSTON, Thomas	16	2	12	0	4	1	10	20	11	7	11	4	0	2	0
MORROW, Erin	13	3	15	3	7	6	13	38	17	3	16	14	0	4	2
WARD, Susanne	16	0	7	1	5	7	7	21	15	5	9	16	1	3	0
WILDEN, Petra	14	2	8	1	3	8	11	12	12	4	11	10	1	3	1
Tasmanian Greens	**112**	**18**	**83**	**11**	**54**	**46**	**87**	**202**	**99**	**39**	**94**	**108**	**7**	**30**	**9**
BALDOCK, Claudia	4	1	1	1	0	0	3	3	0	3	3	1	0	0	0
COURTNEY, Andrea	2	1	1	0	3	0	2	5	2	2	0	2	0	3	0
HARRISON, Cristale	0	0	1	0	1	0	2	7	2	1	3	4	0	0	0
MARTIN, Adam	19	3	17	1	16	3	5	21	7	2	14	24	0	6	0
REDGRAVE, James	2	0	2	0	1	0	5	6	2	3	2	2	0	1	2
RYAN, Malcolm	0	0	3	0	1	0	3	2	3	2	4	1	0	0	0
Group B	**27**	**5**	**25**	**2**	**22**	**3**	**20**	**44**	**16**	**13**	**26**	**34**	**0**	**10**	**2**
BADCOCK, Joel	6	1	4	0	4	0	7	48	14	6	19	23	1	1	0
Group C	**6**	**1**	**4**	**0**	**4**	**0**	**7**	**48**	**14**	**6**	**19**	**23**	**1**	**1**	**0**
GARLAND, Craig	129	116	118	41	103	40	38	139	51	26	75	82	23	95	25
Group D	**129**	**116**	**118**	**41**	**103**	**40**	**38**	**139**	**51**	**26**	**75**	**82**	**23**	**95**	**25**
BROAD, Shane	61	12	33	2	30	20	55	152	82	50	88	155	3	13	9
DIPROSE, Amanda	31	2	16	4	12	6	24	45	37	17	19	56	2	4	6
DOW, Anita	225	21	122	18	77	39	37	109	45	33	41	110	4	36	15
FULLER, Cheryl	28	3	15	1	7	7	16	45	23	12	21	26	0	3	3
HUNT, Kelly (Hooch)	30	8	19	3	15	11	34	82	36	39	52	81	1	6	5
LUKE, Adrian	31	1	7	5	6	7	12	37	22	9	17	21	2	1	3
WOODHOUSE, Tara	24	5	12	0	6	6	15	42	27	9	12	35	2	1	1
Australian Labor Party	**430**	**52**	**224**	**33**	**153**	**96**	**193**	**512**	**272**	**169**	**250**	**484**	**14**	**64**	**42**
ELLIS, Felix	30	10	39	3	13	24	40	92	54	27	60	99	4	8	12
JAENSCH, Roger	42	27	32	15	36	15	4	36	6	7	7	25	4	25	10
PARRY, Stephen	16	3	15	2	11	2	7	12	7	2	9	12	1	6	4
PEARCE, Gavin	54	60	52	27	55	64	24	78	31	14	57	41	23	47	65
ROCKLIFF, Jeremy	212	60	181	25	191	245	283	883	295	251	501	561	26	75	87
SIMPSON, Giovanna	54	7	32	1	10	4	3	21	8	3	15	15	1	9	3
WYLIE, Kate	10	2	7	1	6	6	11	32	19	13	31	23	2	3	5
Liberal Party	**418**	**169**	**358**	**74**	**322**	**360**	**372**	**1,154**	**420**	**317**	**680**	**776**	**61**	**173**	**186**
BESWICK, Miriam	4	5	4	2	3	4	13	36	18	11	9	23	1	1	5
ROBERTS, Andrew	3	0	4	1	2	1	5	9	4	4	8	10	0	1	1
The Nationals	**7**	**5**	**8**	**3**	**5**	**5**	**18**	**45**	**22**	**15**	**17**	**33**	**1**	**2**	**6**
PICKIN, Adrian	51	7	28	4	13	26	24	54	43	24	28	74	7	17	8
Shooters, Fishers, Farmers TAS	**51**	**7**	**28**	**4**	**13**	**26**	**24**	**54**	**43**	**24**	**28**	**74**	**7**	**17**	**8**
BARNES, Dami	5	0	0	0	0	2	3	6	5	2	1	3	1	0	0
BURNETT, Gatty	1	0	1	0	1	0	2	7	0	2	2	3	0	2	1
HAMILTON, Jennifer	4	0	1	0	0	1	3	8	3	1	4	0	1	0	0
MILLET, Ernst	0	0	2	1	0	1	4	6	0	1	3	3	0	0	0
MORGAN, Matthew	1	0	3	0	1	3	2	1	3	1	2	5	1	0	0
WELLS, Melissa Jane	5	0	2	1	1	1	2	2	1	1	0	5	1	0	4
ungrouped	**16**	**0**	**9**	**2**	**3**	**8**	**16**	**30**	**12**	**8**	**12**	**19**	**4**	**2**	**5**
Total formal votes	**1,196**	**373**	**857**	**170**	**679**	**584**	**775**	**2,228**	**949**	**617**	**1,201**	**1,633**	**118**	**394**	**283**
Informal ballot papers	134	16	71	10	32	60	55	161	105	49	84	183	11	19	13
Total ballot papers	**1,330**	**389**	**928**	**180**	**711**	**644**	**830**	**2,389**	**1,054**	**666**	**1,285**	**1,816**	**129**	**413**	**296**

BRADDON first preference votes, cont'd

Candidates	Forth	Gawler	Grassy	Havenview	Heybridge	Highclere	Irishtown	Latrobe	Marrawah	Melrose	Montello	Moorleah	Natone	North Motton	Penguin
BLEYER, Vanessa	34	16	5	6	5	2	1	38	4	12	16	5	2	14	59
FERGUS, Haru	3	0	0	1	0	0	0	6	0	1	4	0	1	1	13
JORDAN, Scott	5	4	0	3	0	1	0	20	0	3	11	2	0	1	19
KINGSTON, Thomas	5	4	0	3	2	0	2	8	0	4	6	1	3	2	13
MORROW, Erin	9	2	1	8	3	3	0	28	1	1	10	0	1	5	24
WARD, Susanne	10	1	0	1	3	1	0	14	2	1	8	0	0	2	18
WILDEN, Petra	5	3	3	2	2	1	1	18	1	1	7	3	1	2	12
Tasmanian Greens	**71**	**30**	**9**	**24**	**15**	**8**	**4**	**132**	**8**	**23**	**62**	**11**	**8**	**27**	**158**
BALDOCK, Claudia	1	0	0	0	1	0	0	1	0	0	0	0	0	0	1
COURTNEY, Andrea	0	0	0	0	0	1	0	2	0	0	0	2	0	1	6
HARRISON, Cristale	0	4	0	0	0	0	0	5	0	0	2	0	0	0	0
MARTIN, Adam	9	6	0	6	6	7	0	18	0	2	12	1	1	4	20
REDGRAVE, James	0	3	0	0	1	0	0	13	0	1	0	2	1	0	2
RYAN, Malcolm	1	1	0	2	2	1	0	8	0	4	2	1	0	0	0
Group B	**11**	**14**	**0**	**8**	**10**	**9**	**0**	**47**	**0**	**7**	**16**	**6**	**2**	**5**	**29**
BADCOCK, Joel	1	4	1	0	2	0	0	22	0	3	7	1	0	2	6
Group C	**1**	**4**	**1**	**0**	**2**	**0**	**0**	**22**	**0**	**3**	**7**	**1**	**0**	**2**	**6**
GARLAND, Craig	54	55	7	52	51	13	7	114	35	16	72	54	22	38	188
Group D	**54**	**55**	**7**	**52**	**51**	**13**	**7**	**114**	**35**	**16**	**72**	**54**	**22**	**38**	**188**
BROAD, Shane	28	36	2	26	14	5	1	148	4	11	31	8	2	11	55
DIPROSE, Amanda	9	18	2	11	3	0	1	39	1	3	15	1	1	9	27
DOW, Anita	26	14	11	64	17	15	2	100	5	9	111	8	10	9	65
FULLER, Cheryl	17	22	1	7	12	2	1	32	1	1	14	2	0	7	80
HUNT, Kelly (Hooch)	35	17	4	15	5	0	0	79	1	6	11	2	0	10	35
LUKE, Adrian	3	2	1	4	2	1	1	32	2	3	7	2	3	2	10
WOODHOUSE, Tara	2	3	4	4	4	5	0	34	1	0	13	1	0	4	10
Australian Labor Party	**120**	**112**	**25**	**131**	**57**	**28**	**6**	**464**	**15**	**33**	**202**	**24**	**16**	**52**	**282**
ELLIS, Felix	35	41	8	9	10	8	3	95	3	11	18	12	6	29	72
JAENSCH, Roger	10	10	3	18	5	8	3	28	3	3	16	15	4	3	37
PARRY, Stephen	13	17	1	7	3	0	0	15	2	2	6	0	1	11	20
PEARCE, Gavin	34	37	13	20	23	26	22	63	36	31	29	32	9	20	94
ROCKLIFF, Jeremy	170	246	34	80	90	27	31	980	34	114	126	12	30	107	408
SIMPSON, Giovanna	8	5	1	18	9	4	1	26	3	1	38	0	3	4	20
WYLIE, Kate	13	4	1	0	1	0	2	33	2	2	2	2	1	5	9
Liberal Party	**283**	**360**	**61**	**152**	**141**	**73**	**62**	**1,240**	**83**	**164**	**235**	**73**	**54**	**179**	**660**
BESWICK, Miriam	12	3	0	1	2	4	0	35	0	5	5	3	1	7	13
ROBERTS, Andrew	2	6	0	1	1	0	0	13	1	4	3	0	2	4	5
The Nationals	**14**	**9**	**0**	**2**	**3**	**4**	**0**	**48**	**1**	**9**	**8**	**3**	**3**	**11**	**18**
PICKIN, Adrian	23	18	6	21	12	10	2	89	4	17	24	9	10	11	47
Shooters, Fishers, Farmers TAS	**23**	**18**	**6**	**21**	**12**	**10**	**2**	**89**	**4**	**17**	**24**	**9**	**10**	**11**	**47**
BARNES, Dami	0	2	1	0	0	1	0	2	0	1	1	1	0	1	4
BURNETT, Gatty	0	0	0	0	0	0	0	3	0	0	0	0	0	0	0
HAMILTON, Jennifer	1	0	0	1	1	0	0	4	0	0	1	2	0	0	3
MILLET, Ernst	0	0	0	0	0	0	0	1	0	0	1	0	0	0	1
MORGAN, Matthew	1	1	0	1	1	0	0	4	1	1	1	0	0	1	0
WELLS, Melissa Jane	1	0	0	0	0	0	1	4	1	0	2	0	1	1	1
ungrouped	**3**	**3**	**1**	**2**	**2**	**1**	**1**	**18**	**2**	**2**	**6**	**3**	**1**	**3**	**9**
Total formal votes	**580**	**605**	**110**	**392**	**293**	**146**	**82**	**2,174**	**148**	**274**	**632**	**184**	**116**	**328**	**1,397**
Informal ballot papers	28	47	10	31	22	13	7	195	7	19	60	12	14	24	78
Total ballot papers	**608**	**652**	**120**	**423**	**315**	**159**	**89**	**2,369**	**155**	**293**	**692**	**196**	**130**	**352**	**1,475**

BRADDON first preference votes, cont'd

Candidates	Port Sorell	Preston	Queenstown	Riana	Ridgley	Rocky Cape	Romaine	Rosebery	Sassafras	Shorewell Park	Sisters Beach	Sisters Creek	Smithton	Somerset	South Riana
BLEYER, Vanessa	93	3	9	2	6	6	23	7	5	13	10	3	13	23	4
FERGUS, Haru	14	0	3	0	2	0	4	3	0	4	1	1	5	8	1
JORDAN, Scott	18	3	3	0	2	0	13	4	1	10	1	1	9	10	5
KINGSTON, Thomas	16	1	5	2	3	0	6	3	0	5	0	2	4	4	3
MORROW, Erin	26	0	2	0	4	2	21	1	3	10	4	0	8	9	1
WARD, Susanne	22	0	1	1	2	4	8	1	1	5	1	0	10	11	3
WILDEN, Petra	15	1	3	1	4	1	13	5	1	4	1	0	5	5	3
Tasmanian Greens	**204**	**8**	**26**	**6**	**23**	**13**	**88**	**24**	**11**	**51**	**18**	**7**	**54**	**70**	**20**
BALDOCK, Claudia	16	0	2	1	0	0	0	0	1	3	0	0	1	1	0
COURTNEY, Andrea	3	1	0	0	0	1	3	0	0	0	0	0	1	2	1
HARRISON, Cristale	28	1	0	0	0	0	1	3	0	0	0	0	2	1	0
MARTIN, Adam	18	8	1	2	25	3	15	2	0	11	2	0	1	25	4
REDGRAVE, James	16	0	2	1	0	0	1	9	1	1	0	0	2	1	0
RYAN, Malcolm	6	0	0	0	4	0	2	0	2	5	0	0	1	3	1
Group B	**87**	**10**	**5**	**4**	**29**	**4**	**22**	**14**	**4**	**20**	**2**	**0**	**8**	**33**	**6**
BADCOCK, Joel	23	0	4	2	5	0	4	2	6	2	0	0	5	2	1
Group C	**23**	**0**	**4**	**2**	**5**	**0**	**4**	**2**	**6**	**2**	**0**	**0**	**5**	**2**	**1**
GARLAND, Craig	159	15	31	16	59	64	111	21	16	68	111	31	110	189	21
Group D	**159**	**15**	**31**	**16**	**59**	**64**	**111**	**21**	**16**	**68**	**111**	**31**	**110**	**189**	**21**
BROAD, Shane	137	2	6	4	22	8	25	11	4	25	6	1	27	61	7
DIPROSE, Amanda	39	2	12	3	7	4	29	13	1	16	3	0	11	21	2
DOW, Anita	98	4	32	4	79	17	157	26	5	122	12	6	54	154	6
FULLER, Cheryl	39	5	9	6	8	1	9	6	4	10	2	0	21	21	7
HUNT, Kelly (Hooch)	57	4	10	3	14	9	19	7	5	11	5	1	13	26	4
LUKE, Adrian	27	0	4	0	6	2	12	7	3	7	1	1	15	17	2
WOODHOUSE, Tara	30	0	9	3	5	2	14	8	2	3	1	0	10	24	0
Australian Labor Party	**427**	**17**	**82**	**23**	**141**	**43**	**265**	**78**	**24**	**194**	**30**	**9**	**151**	**324**	**28**
ELLIS, Felix	140	4	31	5	19	8	31	12	20	26	5	1	49	33	6
JAENSCH, Roger	38	1	4	5	27	14	41	5	4	34	14	3	26	41	6
PARRY, Stephen	13	1	6	2	6	4	6	3	1	5	2	2	4	8	5
PEARCE, Gavin	81	4	17	13	45	61	74	9	21	58	26	22	193	104	17
ROCKLIFF, Jeremy	896	40	102	53	106	55	269	52	173	191	27	17	299	259	53
SIMPSON, Giovanna	14	0	5	4	19	6	47	7	1	30	2	0	13	40	3
WYLIE, Kate	28	1	3	1	5	0	8	5	5	3	1	0	7	8	4
Liberal Party	**1,210**	**51**	**168**	**83**	**227**	**148**	**476**	**93**	**225**	**347**	**77**	**45**	**591**	**493**	**94**
BESWICK, Miriam	13	0	1	1	7	3	7	3	4	5	2	0	10	11	3
ROBERTS, Andrew	9	2	1	0	2	0	4	2	1	3	0	2	4	8	0
The Nationals	**22**	**2**	**2**	**1**	**9**	**3**	**11**	**5**	**5**	**8**	**2**	**2**	**14**	**19**	**3**
PICKIN, Adrian	39	10	21	10	30	7	47	13	11	14	1	5	45	55	20
Shooters, Fishers, Farmers TAS	**39**	**10**	**21**	**10**	**30**	**7**	**47**	**13**	**11**	**14**	**1**	**5**	**45**	**55**	**20**
BARNES, Dami	4	0	0	0	0	1	1	1	0	1	0	0	1	3	1
BURNETT, Gatty	1	1	0	1	0	0	2	2	1	1	0	0	3	2	0
HAMILTON, Jennifer	2	0	0	0	1	0	1	2	0	0	0	0	2	4	0
MILLET, Ernst	1	0	0	0	0	0	0	1	1	1	0	0	0	0	2
MORGAN, Matthew	4	0	1	0	0	1	4	1	0	2	0	0	7	4	1
WELLS, Melissa Jane	2	0	3	0	0	1	2	0	1	2	0	0	16	2	0
ungrouped	**14**	**1**	**4**	**1**	**1**	**3**	**10**	**7**	**3**	**7**	**0**	**0**	**29**	**15**	**4**
Total formal votes	**2,185**	**114**	**343**	**146**	**524**	**285**	**1,034**	**257**	**305**	**711**	**241**	**99**	**1,007**	**1,200**	**197**
Informal ballot papers	127	10	28	8	42	13	80	49	13	41	13	5	93	98	19
Total ballot papers	**2,312**	**124**	**371**	**154**	**566**	**298**	**1,114**	**306**	**318**	**752**	**254**	**104**	**1,100**	**1,298**	**216**

BRADDON first preference votes, cont'd

Candidates	Sprent	Spreyton	Stanley	Stowport	Strahan	Sulphur Creek	Tullah	Turners Beach	Ulverstone Central	Ulverstone East	Ulverstone South	Waratah	Wesley Vale	West Ulverstone	Wivenhoe
BLEYER, Vanessa	6	27	19	3	9	28	1	42	53	25	50	5	6	38	9
FERGUS, Haru	1	3	1	3	0	3	0	5	16	4	9	1	1	10	2
JORDAN, Scott	0	11	3	1	2	7	1	2	9	6	25	2	2	18	0
KINGSTON, Thomas	1	11	2	3	1	1	1	1	7	2	13	1	1	11	3
MORROW, Erin	1	8	2	1	2	9	0	7	9	7	18	3	3	16	2
WARD, Susanne	0	9	0	0	1	9	2	6	10	4	20	0	3	13	3
WILDEN, Petra	1	9	1	0	1	8	0	6	10	2	11	0	2	10	1
Tasmanian Greens	**10**	**78**	**28**	**11**	**16**	**65**	**5**	**69**	**114**	**50**	**146**	**12**	**18**	**116**	**20**
BALDOCK, Claudia	0	2	0	0	0	0	0	1	2	2	3	0	1	0	1
COURTNEY, Andrea	2	1	0	0	1	1	1	0	3	3	4	0	0	2	0
HARRISON, Cristale	0	1	0	0	0	2	0	4	1	1	4	1	1	3	0
MARTIN, Adam	2	12	0	8	2	10	0	15	9	13	20	1	6	15	7
REDGRAVE, James	0	5	0	0	0	0	0	2	6	3	5	0	1	6	2
RYAN, Malcolm	0	2	0	0	0	2	0	6	8	0	6	0	4	1	2
Group B	**4**	**23**	**0**	**8**	**3**	**15**	**1**	**28**	**29**	**22**	**42**	**2**	**13**	**27**	**12**
BADCOCK, Joel	1	9	0	2	1	1	0	12	13	9	19	1	8	6	2
Group C	**1**	**9**	**0**	**2**	**1**	**1**	**0**	**12**	**13**	**9**	**19**	**1**	**8**	**6**	**2**
GARLAND, Craig	28	63	52	48	9	107	10	74	115	36	110	14	32	109	44
Group D	**28**	**63**	**52**	**48**	**9**	**107**	**10**	**74**	**115**	**36**	**110**	**14**	**32**	**109**	**44**
BROAD, Shane	11	86	8	9	14	35	3	47	115	51	144	8	15	102	15
DIPROSE, Amanda	14	29	1	4	6	14	1	16	47	30	86	6	2	56	11
DOW, Anita	8	53	12	17	22	55	9	28	34	28	68	18	12	57	36
FULLER, Cheryl	14	5	1	1	4	28	1	35	64	33	77	5	3	78	2
HUNT, Kelly (Hooch)	9	61	2	11	9	14	1	25	30	25	50	3	8	54	6
LUKE, Adrian	0	30	3	1	5	5	1	6	15	7	20	3	2	13	1
WOODHOUSE, Tara	7	13	1	1	7	6	3	3	7	3	25	3	3	13	3
Australian Labor Party	**63**	**277**	**28**	**44**	**67**	**157**	**19**	**160**	**312**	**177**	**470**	**46**	**45**	**373**	**74**
ELLIS, Felix	13	54	6	9	29	37	6	47	60	59	124	4	15	86	14
JAENSCH, Roger	1	18	14	6	12	21	2	17	21	20	27	2	5	25	16
PARRY, Stephen	5	9	1	2	1	14	2	11	53	26	43	1	0	41	3
PEARCE, Gavin	21	41	48	20	11	72	3	38	76	39	87	12	15	70	35
ROCKLIFF, Jeremy	77	530	85	83	98	233	30	296	385	245	538	12	152	433	81
SIMPSON, Giovanna	0	12	3	6	0	14	2	5	8	3	20	1	1	13	11
WYLIE, Kate	1	17	0	3	1	5	1	34	19	12	16	1	7	18	1
Liberal Party	**118**	**681**	**157**	**129**	**152**	**396**	**46**	**448**	**622**	**404**	**855**	**33**	**195**	**686**	**161**
BESWICK, Miriam	0	4	1	3	2	3	1	10	27	9	15	2	15	19	4
ROBERTS, Andrew	2	9	5	0	1	2	1	4	4	3	9	0	0	8	2
The Nationals	**2**	**13**	**6**	**3**	**3**	**5**	**2**	**14**	**31**	**12**	**24**	**2**	**15**	**27**	**6**
PICKIN, Adrian	19	57	1	13	18	30	4	15	23	30	70	6	15	46	15
Shooters, Fishers, Farmers TAS	**19**	**57**	**1**	**13**	**18**	**30**	**4**	**15**	**23**	**30**	**70**	**6**	**15**	**46**	**15**
BARNES, Dami	0	2	0	1	1	0	0	2	3	3	4	0	0	3	0
BURNETT, Gatty	0	3	0	0	0	2	0	0	4	2	0	0	0	3	1
HAMILTON, Jennifer	0	3	0	1	1	0	0	3	7	3	6	0	0	1	2
MILLET, Ernst	1	0	0	0	0	0	0	1	1	2	2	1	2	1	0
MORGAN, Matthew	1	6	5	1	2	1	0	1	5	0	3	0	0	1	0
WELLS, Melissa Jane	0	1	2	0	0	1	0	0	4	3	2	0	0	1	1
ungrouped	**2**	**15**	**7**	**3**	**4**	**4**	**0**	**7**	**24**	**13**	**17**	**1**	**2**	**10**	**4**
Total formal votes	**247**	**1,216**	**279**	**261**	**273**	**780**	**87**	**827**	**1,283**	**753**	**1,753**	**117**	**343**	**1,400**	**338**
Informal ballot papers	18	86	17	19	22	51	8	50	81	62	144	17	21	139	30
Total ballot papers	**265**	**1,302**	**296**	**280**	**295**	**831**	**95**	**877**	**1,364**	**815**	**1,897**	**134**	**364**	**1,539**	**368**

BRADDON first preference votes, cont'd

Candidates	Wynyard Central	Wynyard West	Yolla	Zeehan	Total Ordinary Votes	Special votes: Burnie Pre-Poll	Devonport Pre-Poll	Queenstown Pre-Poll	Smithton Pre-Poll	Out of Division Pre-Poll	Braddon Postal 1 (Telephone Votes)	Braddon Postal 2 and 3	Mobile	Out of Division	Provisional	Total
BLEYER, Vanessa	47	20	5	6	**1,176**	163	286	10	20	15	101	106	9	33	5	**1,924**
FERGUS, Haru	9	0	2	1	**230**	40	56	6	6	6	5	24	3	15	1	**392**
JORDAN, Scott	13	5	0	5	**371**	78	92	7	8	2	12	40	8	22	5	**645**
KINGSTON, Thomas	5	6	4	4	**285**	36	54	5	9	2	7	18	6	6	1	**429**
MORROW, Erin	15	13	0	2	**459**	88	102	5	14	8	26	36	4	30	1	**773**
WARD, Susanne	8	4	4	4	**344**	59	90	6	7	5	14	24	7	23	4	**583**
WILDEN, Petra	7	5	1	1	**301**	52	65	4	3	8	7	27	6	19	2	**494**
Tasmanian Greens	**104**	**53**	**16**	**23**	**3,166**	**516**	**745**	**43**	**67**	**46**	**172**	**275**	**43**	**148**	**19**	**5,240**
BALDOCK, Claudia	1	1	0	0	**63**	7	12	2	0	0	4	2	1	1	0	**92**
COURTNEY, Andrea	13	3	0	1	**82**	17	14	2	1	2	6	10	3	3	0	**140**
HARRISON, Cristale	1	0	0	1	**88**	7	19	0	1	0	4	4	1	2	0	**126**
MARTIN, Adam	20	14	5	3	**509**	117	104	6	10	4	18	55	13	8	5	**849**
REDGRAVE, James	0	3	0	0	**118**	14	29	0	7	1	0	18	1	7	0	**195**
RYAN, Malcolm	4	0	0	3	**103**	18	30	2	2	0	3	21	3	2	0	**184**
Group B	**39**	**21**	**5**	**8**	**963**	**180**	**208**	**12**	**21**	**7**	**35**	**110**	**22**	**23**	**5**	**1,586**
BADCOCK, Joel	0	2	3	1	**329**	17	95	1	3	2	9	32	1	12	0	**501**
Group C	**0**	**2**	**3**	**1**	**329**	**17**	**95**	**1**	**3**	**2**	**9**	**32**	**1**	**12**	**0**	**501**
GARLAND, Craig	407	253	71	25	**4,508**	1,108	643	26	200	38	141	400	52	100	11	**7,227**
Group D	**407**	**253**	**71**	**25**	**4,508**	**1,108**	**643**	**26**	**200**	**38**	**141**	**400**	**52**	**100**	**11**	**7,227**
BROAD, Shane	44	36	9	11	**2,256**	394	856	34	52	23	138	274	67	40	7	**4,141**
DIPROSE, Amanda	29	15	5	5	**961**	165	259	14	15	7	24	82	26	19	6	**1,578**
DOW, Anita	151	128	20	26	**2,956**	1,339	589	70	135	31	106	384	84	67	9	**5,770**
FULLER, Cheryl	21	7	3	5	**944**	136	227	13	33	7	39	99	27	35	4	**1,564**
HUNT, Kelly (Hooch)	18	21	4	9	**1,190**	150	305	10	25	9	13	72	24	25	5	**1,828**
LUKE, Adrian	13	13	6	5	**509**	88	166	13	29	8	17	56	14	21	3	**924**
WOODHOUSE, Tara	18	13	0	5	**527**	110	162	13	20	8	16	50	25	24	3	**958**
Australian Labor Party	**294**	**233**	**47**	**66**	**9,343**	**2,382**	**2,564**	**167**	**309**	**93**	**353**	**1,017**	**267**	**231**	**37**	**16,763**
ELLIS, Felix	32	19	1	21	**1,901**	275	469	48	85	9	106	136	45	51	4	**3,129**
JAENSCH, Roger	121	84	11	7	**1,150**	295	144	14	70	8	28	77	28	34	1	**1,849**
PARRY, Stephen	16	15	3	4	**525**	97	122	8	7	3	19	36	23	14	2	**856**
PEARCE, Gavin	153	172	38	16	**2,893**	768	516	30	405	21	112	273	74	72	11	**5,175**
ROCKLIFF, Jeremy	277	214	61	78	**12,865**	2,131	4,125	214	513	110	538	1,083	324	339	31	**22,273**
SIMPSON, Giovanna	22	21	3	4	**667**	267	90	12	20	1	15	40	19	21	3	**1,155**
WYLIE, Kate	11	4	1	3	**482**	46	142	4	8	2	13	31	17	15	2	**762**
Liberal Party	**632**	**529**	**118**	**133**	**20,483**	**3,879**	**5,608**	**330**	**1,108**	**154**	**831**	**1,676**	**530**	**546**	**54**	**35,199**
BESWICK, Miriam	17	13	1	3	**449**	64	146	1	13	5	20	47	9	13	0	**767**
ROBERTS, Andrew	8	4	1	6	**202**	48	55	5	7	3	3	26	3	3	1	**356**
The Nationals	**25**	**17**	**2**	**9**	**651**	**112**	**201**	**6**	**20**	**8**	**23**	**73**	**12**	**16**	**1**	**1,123**
PICKIN, Adrian	35	37	15	31	**1,519**	230	280	39	49	7	28	127	9	62	5	**2,355**
Shooters, Fishers, Farmers TAS	**35**	**37**	**15**	**31**	**1,519**	**230**	**280**	**39**	**49**	**7**	**28**	**127**	**9**	**62**	**5**	**2,355**
BARNES, Dami	2	1	0	1	**78**	5	18	1	1	0	7	5	0	4	0	**119**
BURNETT, Gatty	1	0	0	1	**56**	12	8	1	3	1	0	6	0	3	0	**90**
HAMILTON, Jennifer	1	1	2	1	**83**	9	7	1	1	1	6	8	2	8	0	**126**
MILLET, Ernst	3	1	0	0	**45**	5	10	0	1	1	0	7	0	1	0	**70**
MORGAN, Matthew	2	1	0	1	**90**	9	8	2	22	0	3	8	0	3	0	**145**
WELLS, Melissa Jane	2	1	0	4	**89**	9	18	2	11	1	2	3	1	5	1	**142**
ungrouped	**11**	**5**	**2**	**8**	**441**	**49**	**69**	**7**	**39**	**4**	**18**	**37**	**3**	**24**	**1**	**692**
Total formal votes	**1,547**	**1,150**	**279**	**304**	**41,403**	**8,473**	**10,413**	**631**	**1,816**	**359**	**1,610**	**3,747**	**939**	**1,162**	**133**	**70,686**
Informal ballot papers	111	96	18	55	**3,254**	551	708	55	117	26	14	114	82	83	8	**5,012**
Total ballot papers	**1,658**	**1,246**	**297**	**359**	**44,657**	**9,024**	**11,121**	**686**	**1,933**	**385**	**1,624**	**3,861**	**1,021**	**1,245**	**141**	**75,698**

Division of CLARK

Candidate first preference totals

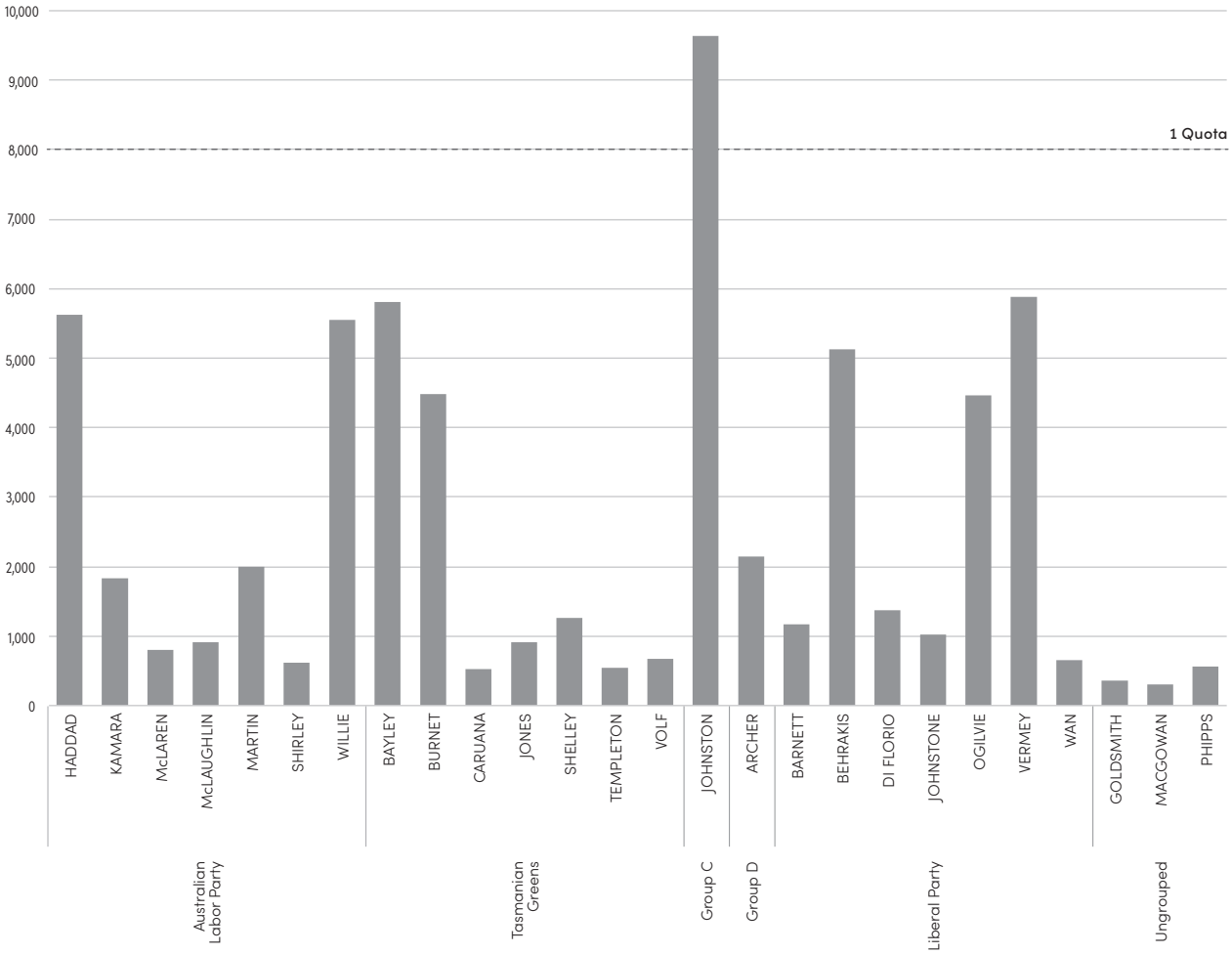

Number of quotas attained compared with seats won

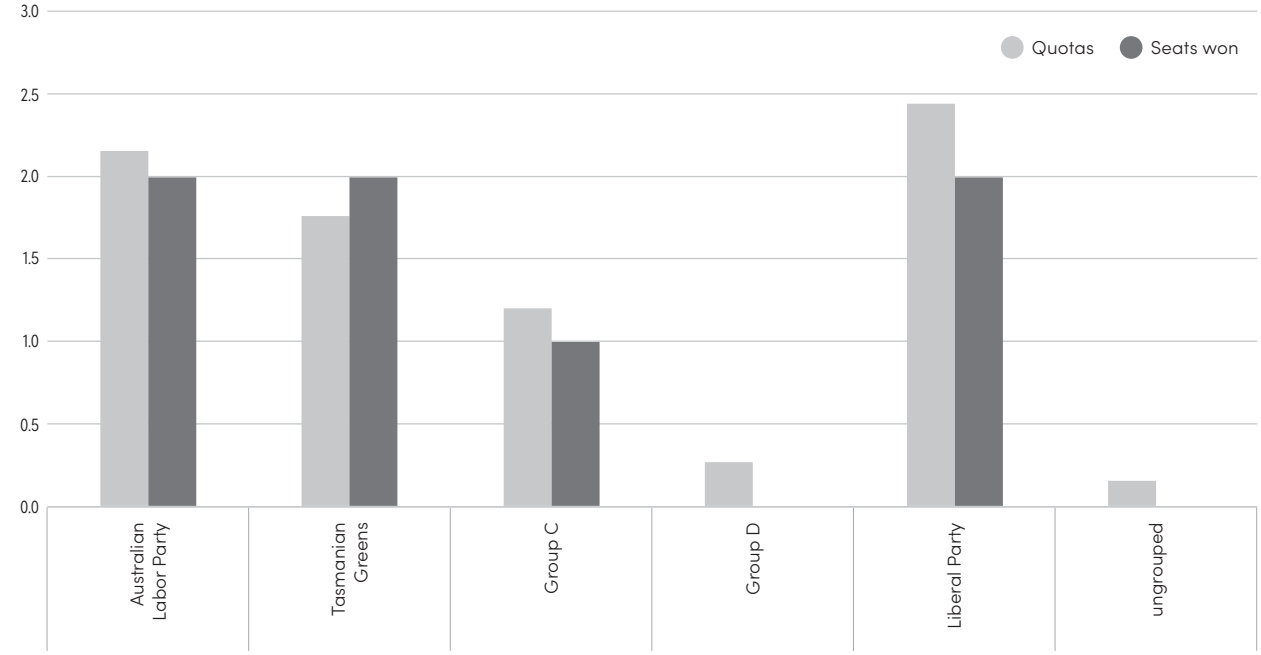

CLARK first preference votes

Candidates	Austins Ferry	Battery Point	Battery Point West	Cascades	Chigwell	Claremont	Collinsvale	Dynnyrne	Fern Tree	Glenorchy	Glenorchy Central	Goodwood	Hobart City	Lenah Valley	Lower Sandy Bay
HADDAD, Ella	105	54	14	62	102	38	21	53	31	190	58	25	79	232	48
KAMARA, John	55	6	8	39	38	15	6	20	7	88	13	16	26	111	16
McLAREN, Liam	20	5	3	9	24	3	3	7	2	42	14	7	17	16	7
McLAUGHLIN, Tessa	29	5	8	5	26	5	4	12	1	57	14	8	19	25	5
MARTIN, Luke	78	13	5	4	44	19	14	7	10	116	26	14	18	41	18
SHIRLEY, Craig	16	3	1	4	21	5	2	1	2	33	10	6	8	16	4
WILLIE, Josh	137	37	6	17	152	50	31	16	11	377	73	54	28	195	21
Australian Labor Party	**440**	**123**	**45**	**140**	**407**	**135**	**81**	**116**	**64**	**903**	**208**	**130**	**195**	**636**	**119**
BAYLEY, Vica	37	88	25	201	19	16	26	111	110	65	26	22	82	166	54
BURNET, Helen	33	74	27	145	21	14	15	58	70	67	46	14	83	193	49
CARUANA, Pat	6	6	2	9	8	9	1	3	3	13	4	6	19	16	4
JONES, Peter	5	15	2	15	9	8	1	10	14	27	9	2	26	38	9
SHELLEY, Janet	18	18	6	29	8	11	4	10	10	51	20	6	48	47	11
TEMPLETON, Angus	12	6	2	3	9	6	3	7	4	15	9	4	14	21	3
VOLF, Nathan	17	6	3	14	8	2	6	10	4	30	9	5	26	26	11
Tasmanian Greens	**128**	**213**	**67**	**416**	**82**	**66**	**56**	**209**	**215**	**268**	**123**	**59**	**298**	**507**	**141**
JOHNSTON, Kristie	156	150	35	169	113	43	85	192	101	306	70	33	77	339	157
Group C	**156**	**150**	**35**	**169**	**113**	**43**	**85**	**192**	**101**	**306**	**70**	**33**	**77**	**339**	**157**
ARCHER, Elise	33	26	6	22	28	10	12	24	20	49	10	7	19	66	46
Group D	**33**	**26**	**6**	**22**	**28**	**10**	**12**	**24**	**20**	**49**	**10**	**7**	**19**	**66**	**46**
BARNETT, Jessica	46	7	2	10	31	12	8	5	4	58	20	9	13	27	10
BEHRAKIS, Simon	217	50	11	32	107	37	28	40	15	157	89	36	30	157	60
DI FLORIO, Marilena	59	7	3	6	26	11	3	6	1	57	25	11	17	52	19
JOHNSTONE, Edwin	30	13	1	3	30	11	12	14	2	50	12	6	7	31	12
OGILVIE, Madeleine	142	37	7	32	106	24	22	41	12	153	48	38	31	96	52
VERMEY, Marcus	144	117	39	41	52	28	12	115	20	123	41	18	34	115	161
WAN, David	27	2	2	3	22	8	5	15	2	40	8	3	9	22	9
Liberal Party	**665**	**233**	**65**	**127**	**374**	**131**	**90**	**236**	**56**	**638**	**243**	**121**	**141**	**500**	**323**
GOLDSMITH, Jags	6	2	0	6	7	4	3	5	4	16	6	3	11	20	1
MACGOWAN, John	8	0	1	5	8	0	2	3	1	9	2	2	1	8	3
PHIPPS, Steven	9	14	1	18	9	2	7	18	11	18	3	0	9	16	4
ungrouped	**23**	**16**	**2**	**29**	**24**	**6**	**12**	**26**	**16**	**43**	**11**	**5**	**21**	**44**	**8**
Total formal votes	**1,445**	**761**	**220**	**903**	**1,028**	**391**	**336**	**803**	**472**	**2,207**	**665**	**355**	**751**	**2,092**	**794**
Informal ballot papers	90	12	6	27	119	22	24	25	11	227	58	24	38	82	25
Total ballot papers	**1,535**	**773**	**226**	**930**	**1,147**	**413**	**360**	**828**	**483**	**2,434**	**723**	**379**	**789**	**2,174**	**819**

CLARK first preference votes, cont'd

Candidates	Merton	Moonah	Moonah East	Moonah North	Mount Nelson	Mount Stuart	New Town	New Town West	North Hobart Central	Roseneath	Rosetta	Sandy Bay	Sandy Bay Beach	South Hobart	Taroona
HADDAD, Ella	115	94	147	127	81	88	67	188	172	96	45	80	26	71	91
KAMARA, John	72	54	81	63	23	26	22	73	45	22	16	36	8	29	19
McLAREN, Liam	25	13	24	22	10	5	8	16	10	18	3	13	4	14	10
McLAUGHLIN, Tessa	44	18	25	12	16	3	5	18	17	24	14	12	1	9	5
MARTIN, Luke	59	45	51	41	16	17	14	33	36	59	28	28	9	23	19
SHIRLEY, Craig	23	12	15	11	11	6	6	11	11	8	8	9	3	9	11
WILLIE, Josh	237	164	173	169	37	49	37	92	48	106	60	40	20	40	37
Australian Labor Party	**575**	**400**	**516**	**445**	**194**	**194**	**159**	**431**	**339**	**333**	**174**	**218**	**71**	**195**	**192**
BAYLEY, Vica	44	71	84	107	148	80	64	148	154	21	21	127	52	248	286
BURNET, Helen	63	78	108	97	75	98	63	128	181	23	21	91	21	147	93
CARUANA, Pat	10	13	21	11	11	4	3	9	13	5	4	14	2	12	6
JONES, Peter	28	18	26	24	18	14	14	28	38	3	6	16	6	28	11
SHELLEY, Janet	37	29	39	30	17	16	14	26	29	9	13	29	4	27	14
TEMPLETON, Angus	18	10	12	16	9	9	4	13	11	7	5	14	2	9	9
VOLF, Nathan	14	9	13	15	15	5	14	15	26	4	4	19	4	9	13
Tasmanian Greens	**214**	**228**	**303**	**300**	**293**	**226**	**176**	**367**	**452**	**72**	**74**	**310**	**91**	**480**	**432**
JOHNSTON, Kristie	180	157	239	163	261	149	126	268	181	101	90	227	146	202	248
Group C	**180**	**157**	**239**	**163**	**261**	**149**	**126**	**268**	**181**	**101**	**90**	**227**	**146**	**202**	**248**
ARCHER, Elise	28	35	33	27	41	30	12	43	32	25	13	56	36	40	30
Group D	**28**	**35**	**33**	**27**	**41**	**30**	**12**	**43**	**32**	**25**	**13**	**56**	**36**	**40**	**30**
BARNETT, Jessica	36	16	25	23	14	6	6	26	17	28	14	9	5	10	6
BEHRAKIS, Simon	124	104	116	95	66	51	49	153	65	88	72	60	51	56	47
DI FLORIO, Marilena	63	31	33	36	13	10	10	30	27	25	16	18	7	15	8
JOHNSTONE, Edwin	26	17	22	16	8	7	14	19	12	25	10	8	6	7	7
OGILVIE, Madeleine	95	73	92	105	51	39	35	76	52	71	57	63	54	58	45
VERMEY, Marcus	49	61	104	69	138	74	66	127	82	52	36	249	175	90	119
WAN, David	19	14	6	11	13	4	5	9	5	13	2	16	3	3	2
Liberal Party	**412**	**316**	**398**	**355**	**303**	**191**	**185**	**440**	**260**	**302**	**207**	**423**	**301**	**239**	**234**
GOLDSMITH, Jags	12	6	10	12	10	3	4	6	10	14	0	5	2	8	7
MACGOWAN, John	15	3	14	5	7	2	4	9	7	3	2	1	3	6	4
PHIPPS, Steven	12	8	12	10	16	11	5	7	9	9	6	15	3	20	12
ungrouped	**39**	**17**	**36**	**27**	**33**	**16**	**13**	**22**	**26**	**26**	**8**	**21**	**8**	**34**	**23**
Total formal votes	**1,448**	**1,153**	**1,525**	**1,317**	**1,125**	**806**	**671**	**1,571**	**1,290**	**859**	**566**	**1,255**	**653**	**1,190**	**1,159**
Informal ballot papers	138	73	83	108	32	18	15	78	42	69	39	39	11	37	33
Total ballot papers	**1,586**	**1,226**	**1,608**	**1,425**	**1,157**	**824**	**686**	**1,649**	**1,332**	**928**	**605**	**1,294**	**664**	**1,227**	**1,192**

CLARK first preference votes, cont'd

Candidates	Waimea Heights	West Hobart	West Hobart Central	West Hobart South	Windermere	**Total Ordinary Votes**	Special votes: Glenorchy Pre-Poll	Hobart Pre-Poll	Out of Division Pre-Poll	Clark Postal 1 (Telephone Votes)	Clark Postal 2 and 3	Mobile	Out of Division	Provisional	**Total**
HADDAD, Ella	51	41	173	89	125	**3,079**	664	776	192	178	383	53	277	25	**5,627**
KAMARA, John	15	20	41	38	40	**1,207**	209	134	45	18	92	20	87	14	**1,826**
McLAREN, Liam	4	9	13	3	33	**436**	115	65	27	14	48	25	58	5	**793**
McLAUGHLIN, Tessa	11	7	14	6	37	**521**	124	60	31	16	62	16	62	6	**898**
MARTIN, Luke	9	7	28	14	103	**1,066**	375	154	77	21	183	37	74	10	**1,997**
SHIRLEY, Craig	2	10	5	6	16	**325**	104	37	12	10	45	22	43	7	**605**
WILLIE, Josh	23	19	45	24	192	**2,817**	1,236	383	158	84	577	85	194	18	**5,552**
Australian Labor Party	**115**	**113**	**319**	**180**	**546**	**9,451**	**2,827**	**1,609**	**542**	**341**	**1,390**	**258**	**795**	**85**	**17,298**
BAYLEY, Vica	70	56	190	151	42	**3,212**	316	917	350	320	265	42	339	32	**5,793**
BURNET, Helen	51	43	191	165	31	**2,677**	277	691	157	121	259	35	232	20	**4,469**
CARUANA, Pat	6	8	16	12	11	**300**	45	53	28	7	26	7	47	5	**518**
JONES, Peter	5	5	28	14	18	**538**	72	108	42	23	39	9	62	5	**898**
SHELLEY, Janet	18	8	32	25	13	**726**	100	176	51	26	62	7	93	9	**1,250**
TEMPLETON, Angus	4	7	11	6	12	**306**	50	73	30	3	26	4	43	7	**542**
VOLF, Nathan	13	2	12	10	11	**404**	53	75	28	10	16	6	59	6	**657**
Tasmanian Greens	**167**	**129**	**480**	**383**	**138**	**8,163**	**913**	**2,093**	**686**	**510**	**693**	**110**	**875**	**84**	**14,127**
JOHNSTON, Kristie	153	64	270	161	182	**5,594**	991	1,111	452	278	690	66	406	41	**9,629**
Group C	**153**	**64**	**270**	**161**	**182**	**5,594**	**991**	**1,111**	**452**	**278**	**690**	**66**	**406**	**41**	**9,629**
ARCHER, Elise	29	12	31	25	35	**991**	257	316	120	59	246	35	104	13	**2,141**
Group D	**29**	**12**	**31**	**25**	**35**	**991**	**257**	**316**	**120**	**59**	**246**	**35**	**104**	**13**	**2,141**
BARNETT, Jessica	5	3	14	8	35	**568**	208	83	54	41	75	16	101	8	**1,154**
BEHRAKIS, Simon	57	30	85	45	112	**2,592**	918	530	232	147	388	64	235	16	**5,122**
DI FLORIO, Marilena	5	7	17	7	28	**709**	300	133	50	16	86	16	56	6	**1,372**
JOHNSTONE, Edwin	6	2	12	10	43	**511**	177	97	52	17	62	18	69	4	**1,007**
OGILVIE, Madeleine	68	15	70	22	111	**2,093**	846	488	236	84	393	56	236	20	**4,452**
VERMEY, Marcus	197	19	119	57	109	**3,052**	600	918	349	165	407	44	308	27	**5,870**
WAN, David	12	3	7	7	22	**353**	90	62	25	6	46	13	51	1	**647**
Liberal Party	**350**	**79**	**324**	**156**	**460**	**9,878**	**3,139**	**2,311**	**998**	**476**	**1,457**	**227**	**1,056**	**82**	**19,624**
GOLDSMITH, Jags	3	1	13	9	9	**238**	29	26	18	1	17	2	27	1	**359**
MACGOWAN, John	4	1	4	4	16	**167**	36	24	16	4	27	3	23	0	**300**
PHIPPS, Steven	9	3	25	12	6	**349**	38	54	18	29	33	5	36	2	**564**
ungrouped	**16**	**5**	**42**	**25**	**31**	**754**	**103**	**104**	**52**	**34**	**77**	**10**	**86**	**3**	**1,223**
Total formal votes	**830**	**402**	**1,466**	**930**	**1,392**	**34,831**	**8,230**	**7,544**	**2,850**	**1,698**	**4,553**	**706**	**3,322**	**308**	**64,042**
Informal ballot papers	25	16	38	26	117	**1,827**	500	222	121	5	144	61	227	8	**3,115**
Total ballot papers	**855**	**418**	**1,504**	**956**	**1,509**	**36,658**	**8,730**	**7,766**	**2,971**	**1,703**	**4,697**	**767**	**3,549**	**316**	**67,157**

Division of FRANKLIN

Candidate first preference totals

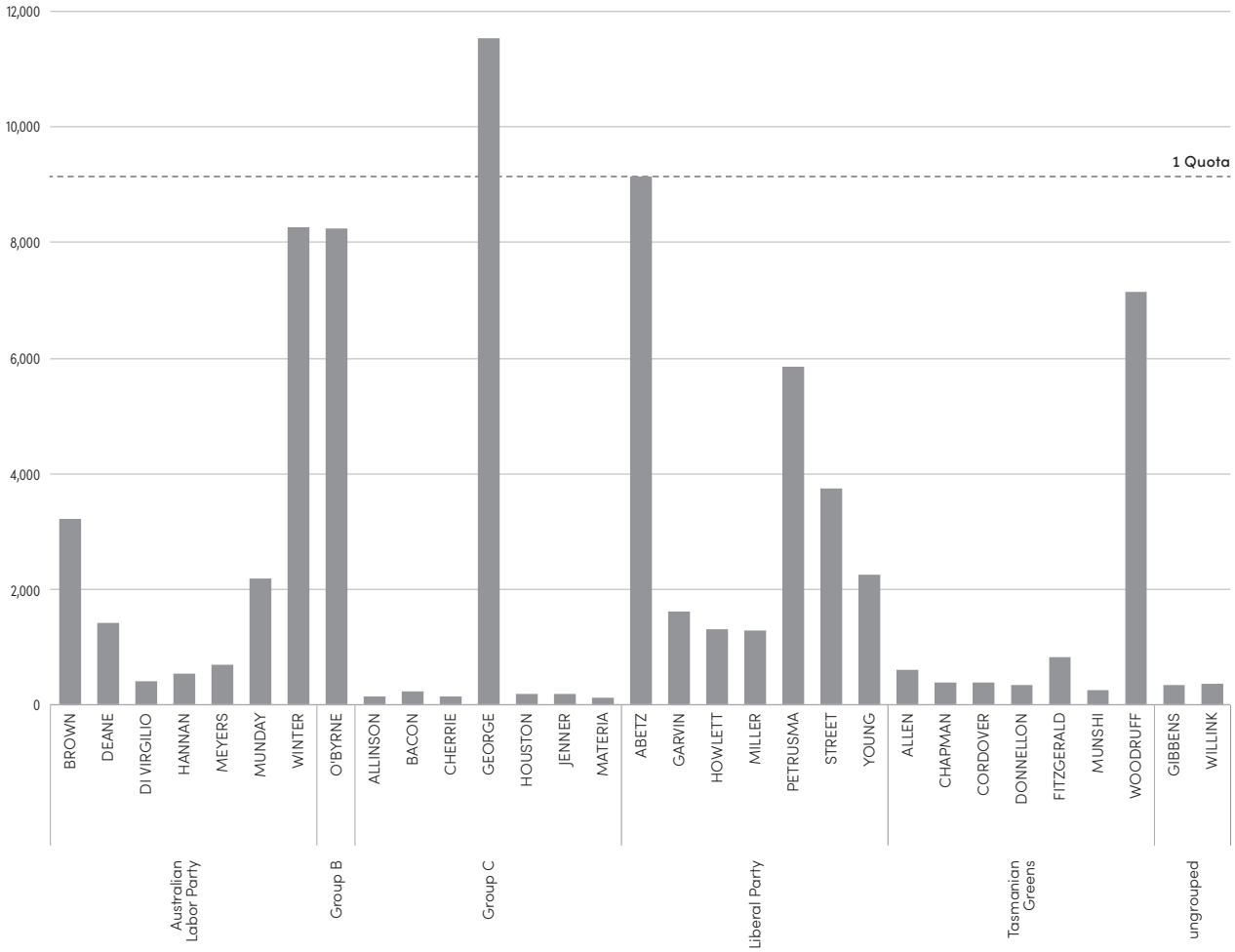

Number of quotas attained compared with seats won

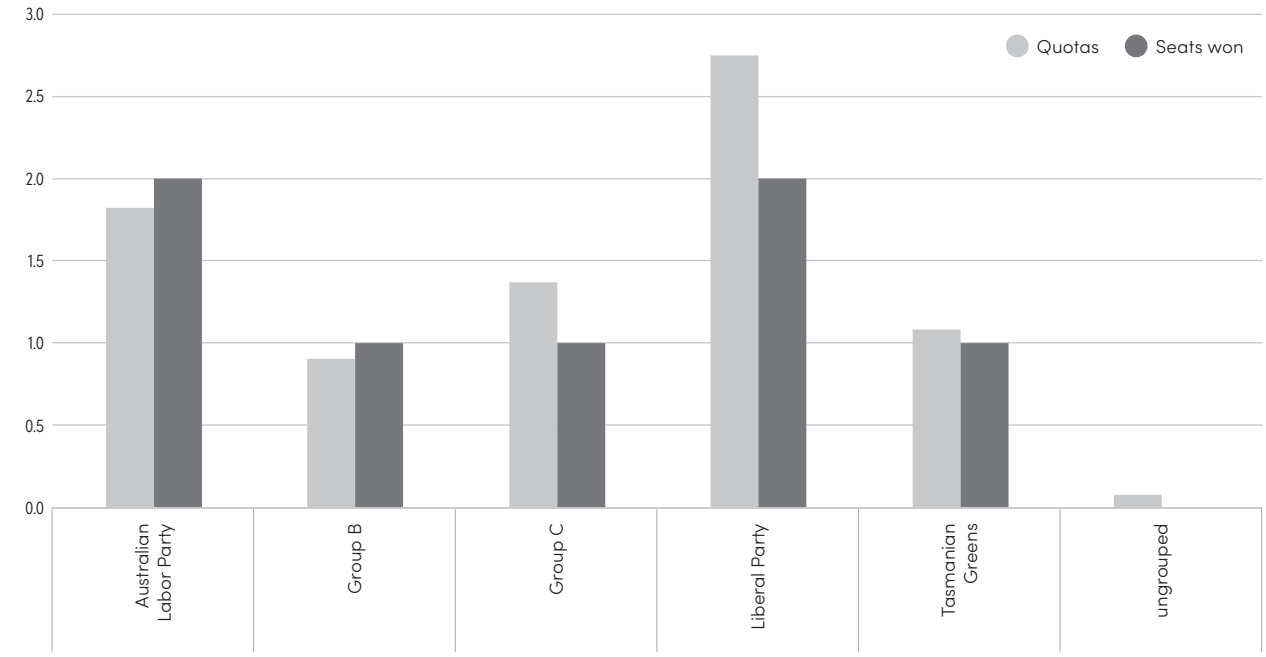

FRANKLIN first preference votes

Candidates	Adventure Bay	Alonnah	Bellerive	Blackmans Bay	Blackmans Bay South	Cambridge	Clarence	Clarendon Vale	Cradoc	Cygnet	Dover	Geeveston	Geilston Bay	Glen Huon	Howden	Howrah	Huonville
BROWN, Meg	3	3	104	41	20	47	86	145	13	17	13	28	49	11	3	126	39
DEANE, Kaspar	7	9	18	33	27	10	15	14	10	28	13	20	14	7	6	31	33
DI VIRGILIO, Traycee	1	3	9	6	2	8	8	14	5	9	0	6	10	3	0	9	15
HANNAN, Chris	0	2	12	7	7	9	7	12	4	8	8	7	10	1	2	16	18
MEYERS, Amelia	1	1	15	5	7	6	15	13	4	16	13	11	23	7	3	17	18
MUNDAY, Jess	3	3	57	67	33	48	37	38	6	30	24	30	40	5	11	78	83
WINTER, Dean	13	24	152	95	122	108	156	101	29	108	82	115	142	21	37	196	185
Australian Labor Party	**28**	**45**	**367**	**254**	**218**	**236**	**324**	**337**	**71**	**216**	**153**	**217**	**288**	**55**	**62**	**473**	**391**
O'BYRNE, David	20	28	191	85	105	150	178	143	48	65	56	96	159	31	16	274	176
Group B	**20**	**28**	**191**	**85**	**105**	**150**	**178**	**143**	**48**	**65**	**56**	**96**	**159**	**31**	**16**	**274**	**176**
ALLINSON, Rayne	0	1	2	1	3	2	5	1	0	8	2	5	4	2	0	5	0
BACON, Kirsten	0	0	7	1	2	6	0	2	3	6	2	1	3	0	1	8	8
CHERRIE, Louise	0	0	6	2	3	4	1	3	1	7	0	1	5	3	0	1	4
GEORGE, Peter	33	51	277	180	209	170	214	39	124	518	63	141	212	66	73	206	269
HOUSTON, Anthony	0	0	2	1	1	8	2	1	2	0	1	5	1	0	1	3	1
JENNER, Andrew	0	1	7	1	1	6	3	0	0	6	1	4	3	0	0	4	1
MATERIA, Chrissie	2	0	3	0	2	1	1	1	0	5	2	2	1	1	0	0	0
Group C	**35**	**53**	**304**	**186**	**221**	**197**	**226**	**47**	**130**	**550**	**71**	**159**	**229**	**72**	**75**	**227**	**283**
ABETZ, Eric	14	41	102	131	107	154	136	66	68	154	109	190	140	46	43	153	218
GARVIN, Josh	2	4	45	12	12	44	30	26	7	23	17	17	41	7	3	63	44
HOWLETT, Michele	3	3	30	20	4	28	23	14	5	23	10	16	28	5	8	41	29
MILLER, Natasha	2	4	28	15	14	41	24	25	9	18	18	35	27	9	3	45	35
PETRUSMA, Jacquie	4	8	91	65	56	129	111	65	39	65	60	66	83	24	26	176	111
STREET, Nic	12	9	52	50	77	82	53	35	36	55	38	66	64	22	26	95	140
YOUNG, Dean	2	8	69	27	20	40	56	39	22	34	22	36	36	10	6	95	82
Liberal Party	**39**	**77**	**417**	**320**	**290**	**518**	**433**	**270**	**186**	**372**	**274**	**426**	**419**	**123**	**115**	**668**	**659**
ALLEN, Carly	3	2	23	6	2	9	13	5	5	10	7	5	13	3	3	20	20
CHAPMAN, Brian	0	0	10	9	4	5	7	7	6	5	1	3	8	2	0	7	5
CORDOVER, Gideon	0	2	9	11	8	2	10	14	2	8	3	9	4	1	1	11	14
DONNELLON, Mark	0	4	4	10	2	5	8	0	3	7	2	5	11	1	2	12	7
FITZGERALD, Owen	0	7	29	13	9	14	25	13	1	11	4	14	20	2	1	23	22
MUNSHI, Adi	0	1	8	7	0	2	3	4	3	10	2	2	5	0	3	7	5
WOODRUFF, Rosalie	24	34	154	155	139	96	128	39	54	226	54	105	144	22	40	164	190
Tasmanian Greens	**27**	**50**	**237**	**211**	**164**	**133**	**194**	**82**	**74**	**277**	**73**	**143**	**205**	**31**	**50**	**244**	**263**
GIBBENS, Sarah	0	0	2	6	4	3	2	5	4	8	6	7	6	2	1	12	8
WILLINK, Hans Jurriaan	1	0	6	6	2	7	4	3	6	5	4	5	6	1	1	10	14
ungrouped	**1**	**0**	**8**	**12**	**6**	**10**	**6**	**8**	**10**	**13**	**10**	**12**	**12**	**3**	**2**	**22**	**22**
Total formal votes	**150**	**253**	**1,524**	**1,068**	**1,004**	**1,244**	**1,361**	**887**	**519**	**1,493**	**637**	**1,053**	**1,312**	**315**	**320**	**1,908**	**1,794**
Informal ballot papers	6	9	73	43	47	59	56	111	36	99	57	100	73	25	12	79	131
Total ballot papers	**156**	**262**	**1,597**	**1,111**	**1,051**	**1,303**	**1,417**	**998**	**555**	**1,592**	**694**	**1,153**	**1,385**	**340**	**332**	**1,987**	**1,925**

FRANKLIN first preference votes, cont'd

Candidates	Judbury	Kettering	Kingston	Kingston Beach	Lauderdale	Lindisfarne	Lindisfarne Village	Maranoa Heights	Margate	Middleton	Montagu Bay	Mornington	Mountain River	Ranelagh	Risdon Vale	Rokeby	Sandfly
BROWN, Meg	2	8	92	15	96	49	53	37	28	10	44	96	9	26	179	214	14
DEANE, Kaspar	5	8	128	16	18	6	18	34	61	10	18	8	9	19	10	16	9
DI VIRGILIO, Traycee	2	2	17	2	13	5	6	2	8	2	4	8	3	5	18	15	2
HANNAN, Chris	1	2	26	2	15	9	7	9	5	2	5	11	5	7	15	12	2
MEYERS, Amelia	6	2	22	8	11	11	14	6	14	2	8	17	4	11	20	20	6
MUNDAY, Jess	5	7	106	32	54	40	35	32	50	6	23	30	22	28	48	48	20
WINTER, Dean	24	46	350	113	180	130	152	91	141	30	88	109	51	102	151	126	55
Australian Labor Party	**45**	**75**	**741**	**188**	**387**	**250**	**285**	**211**	**307**	**62**	**190**	**279**	**103**	**198**	**441**	**451**	**108**
O'BYRNE, David	17	24	290	63	266	164	174	71	137	14	121	116	42	88	224	179	70
Group B	**17**	**24**	**290**	**63**	**266**	**164**	**174**	**71**	**137**	**14**	**121**	**116**	**42**	**88**	**224**	**179**	**70**
ALLINSON, Rayne	1	2	6	1	2	0	3	3	1	4	3	1	2	2	3	3	2
BACON, Kirsten	2	0	10	7	4	1	3	3	4	2	2	1	1	5	7	5	4
CHERRIE, Louise	2	0	5	2	2	4	2	1	1	0	2	2	0	4	1	1	3
GEORGE, Peter	37	169	365	151	284	216	231	94	245	86	158	60	110	148	91	80	127
HOUSTON, Anthony	0	0	9	0	8	1	8	1	3	0	3	0	1	1	3	3	4
JENNER, Andrew	3	1	3	1	12	2	4	1	5	1	2	0	0	2	2	2	0
MATERIA, Chrissie	0	0	5	0	1	1	4	0	4	0	1	0	1	1	4	1	3
Group C	**45**	**172**	**403**	**162**	**313**	**225**	**255**	**103**	**263**	**93**	**171**	**64**	**115**	**163**	**111**	**95**	**143**
ABETZ, Eric	38	64	404	99	207	102	138	127	212	31	82	77	69	169	83	89	97
GARVIN, Josh	4	8	60	6	60	33	25	17	34	0	24	30	6	22	40	32	13
HOWLETT, Michele	1	4	45	9	33	29	25	7	13	0	26	20	7	14	45	29	15
MILLER, Natasha	3	2	63	7	51	19	24	14	27	2	14	16	10	20	26	14	10
PETRUSMA, Jacquie	26	38	219	46	200	74	116	73	98	12	67	51	46	84	74	75	45
STREET, Nic	17	20	187	41	87	48	61	52	99	10	44	41	33	42	49	52	41
YOUNG, Dean	8	21	62	14	70	33	33	19	38	4	26	35	13	43	30	50	13
Liberal Party	**97**	**157**	**1,040**	**222**	**708**	**338**	**422**	**309**	**521**	**59**	**283**	**270**	**184**	**394**	**347**	**341**	**234**
ALLEN, Carly	2	7	25	11	14	11	18	5	9	1	15	14	1	10	9	11	7
CHAPMAN, Brian	1	3	22	8	15	7	10	9	8	0	7	7	2	4	8	7	2
CORDOVER, Gideon	2	2	33	10	11	7	5	6	12	0	3	4	1	4	8	7	2
DONNELLON, Mark	1	2	26	3	12	3	7	4	6	3	6	4	3	5	6	5	2
FITZGERALD, Owen	4	1	42	12	19	19	19	9	9	0	10	12	4	9	14	19	12
MUNSHI, Adi	1	1	17	9	7	7	4	1	2	2	4	4	2	4	7	5	2
WOODRUFF, Rosalie	32	62	316	117	167	114	154	56	168	24	117	53	77	114	63	44	94
Tasmanian Greens	**43**	**78**	**481**	**170**	**245**	**168**	**217**	**90**	**214**	**30**	**162**	**98**	**90**	**150**	**115**	**98**	**121**
GIBBENS, Sarah	4	3	15	4	5	4	5	4	5	1	4	1	2	4	13	8	10
WILLINK, Hans Jurriaan	2	0	17	3	9	6	9	5	7	1	6	2	3	5	4	8	2
ungrouped	**6**	**3**	**32**	**7**	**14**	**10**	**14**	**9**	**12**	**2**	**10**	**3**	**5**	**9**	**17**	**16**	**12**
Total formal votes	**253**	**509**	**2,987**	**812**	**1,933**	**1,155**	**1,367**	**793**	**1,454**	**260**	**937**	**830**	**539**	**1,002**	**1,255**	**1,180**	**688**
Informal ballot papers	29	28	153	39	90	65	54	49	42	20	46	56	30	82	136	129	41
Total ballot papers	**282**	**537**	**3,140**	**851**	**2,023**	**1,220**	**1,421**	**842**	**1,496**	**280**	**983**	**886**	**569**	**1,084**	**1,391**	**1,309**	**729**

FRANKLIN first preference votes, cont'd

Candidates	Sandford	Seven Mile Beach	Snug	South Arm	Southport	Tranmere	Warrane	Woodbridge	Total Ordinary Votes	Special votes: Kingston Pre-Poll	Rosny Pre-Poll	Out of Division Pre-Poll	Franklin Postal 1 (Telephone Votes)	Franklin Postal 2 and 3	Mobile	Out of Division	Provisional	Total
BROWN, Meg	38	21	22	13	4	68	67	6	**1,959**	205	316	206	104	252	17	128	9	**3,196**
DEANE, Kaspar	10	4	37	6	2	19	14	14	**794**	276	84	79	29	82	14	55	3	**1,416**
DI VIRGILIO, Traycee	5	1	6	1	1	9	5	3	**253**	33	24	26	4	23	11	20	2	**396**
HANNAN, Chris	11	7	6	2	1	8	3	1	**304**	52	33	37	20	33	10	29	6	**524**
MEYERS, Amelia	10	5	8	8	1	13	7	3	**412**	65	53	40	9	47	9	52	0	**687**
MUNDAY, Jess	42	26	20	11	2	44	17	12	**1,353**	206	179	143	30	137	18	91	12	**2,169**
WINTER, Dean	114	87	101	56	15	191	55	31	**4,275**	1,193	829	605	205	765	94	249	26	**8,241**
Australian Labor Party	**230**	**151**	**200**	**97**	**26**	**352**	**168**	**70**	**9,350**	**2,030**	**1,518**	**1,136**	**401**	**1,339**	**173**	**624**	**58**	**16,629**
O'BYRNE, David	152	86	82	57	9	228	62	16	**4,573**	947	944	651	129	666	44	234	35	**8,223**
Group B	**152**	**86**	**82**	**57**	**9**	**228**	**62**	**16**	**4,573**	**947**	**944**	**651**	**129**	**666**	**44**	**234**	**35**	**8,223**
ALLINSON, Rayne	2	0	1	0	0	2	0	0	**85**	19	7	5	10	10	0	6	1	**143**
BACON, Kirsten	3	4	5	0	0	7	0	2	**132**	29	16	11	7	23	3	10	0	**231**
CHERRIE, Louise	5	0	1	0	1	4	0	1	**85**	13	9	11	7	13	0	4	4	**146**
GEORGE, Peter	349	135	187	184	19	252	42	148	**6,813**	1,456	950	786	348	758	41	305	42	**11,499**
HOUSTON, Anthony	3	2	6	3	1	6	0	2	**97**	19	12	14	6	21	0	10	0	**179**
JENNER, Andrew	2	7	1	3	0	5	2	0	**99**	15	16	23	7	16	1	10	4	**191**
MATERIA, Chrissie	2	0	2	1	0	5	1	8	**66**	13	6	5	2	9	1	8	0	**110**
Group C	**366**	**148**	**203**	**191**	**21**	**281**	**45**	**161**	**7,377**	**1,564**	**1,016**	**855**	**387**	**850**	**46**	**353**	**51**	**12,499**
ABETZ, Eric	123	81	139	79	27	203	38	33	**4,683**	1,520	840	642	270	820	68	241	25	**9,109**
GARVIN, Josh	34	12	24	6	0	49	12	2	**950**	158	167	124	38	92	10	67	5	**1,611**
HOWLETT, Michele	18	22	14	5	2	36	10	6	**725**	89	132	143	22	93	16	69	4	**1,293**
MILLER, Natasha	39	16	11	14	2	27	12	4	**799**	131	101	90	15	76	6	60	4	**1,282**
PETRUSMA, Jacquie	115	91	64	46	5	169	38	14	**3,065**	695	588	514	121	544	54	236	18	**5,835**
STREET, Nic	56	42	70	23	5	80	25	18	**2,155**	542	328	223	60	234	38	130	9	**3,719**
YOUNG, Dean	43	25	25	18	4	64	19	9	**1,323**	201	260	159	38	126	19	106	9	**2,241**
Liberal Party	**428**	**289**	**347**	**191**	**45**	**628**	**154**	**86**	**13,700**	**3,336**	**2,416**	**1,895**	**564**	**1,985**	**211**	**909**	**74**	**25,090**
ALLEN, Carly	12	5	11	1	3	17	7	3	**378**	47	36	41	21	32	2	39	4	**600**
CHAPMAN, Brian	6	3	4	4	1	7	3	3	**230**	37	20	33	5	20	1	27	2	**375**
CORDOVER, Gideon	4	3	3	0	1	3	4	6	**250**	43	13	19	6	14	6	29	4	**384**
DONNELLON, Mark	5	2	5	0	1	5	2	0	**201**	39	18	24	2	16	1	28	4	**333**
FITZGERALD, Owen	11	4	9	24	1	15	12	3	**501**	68	54	61	15	37	2	67	6	**811**
MUNSHI, Adi	4	0	4	1	0	5	5	0	**160**	25	16	18	3	10	1	22	2	**257**
WOODRUFF, Rosalie	128	92	127	58	26	131	32	63	**4,197**	856	540	442	246	503	26	284	30	**7,124**
Tasmanian Greens	**170**	**109**	**163**	**88**	**33**	**183**	**65**	**78**	**5,917**	**1,115**	**697**	**638**	**298**	**632**	**39**	**496**	**52**	**9,884**
GIBBENS, Sarah	8	0	7	3	2	7	5	2	**202**	43	11	20	11	29	1	13	0	**330**
WILLINK, Hans Jurriaan	12	1	8	5	1	11	1	0	**209**	35	36	20	4	31	2	12	3	**352**
ungrouped	**20**	**1**	**15**	**8**	**3**	**18**	**6**	**2**	**411**	**78**	**47**	**40**	**15**	**60**	**3**	**25**	**3**	**682**
Total formal votes	**1,366**	**784**	**1,010**	**632**	**137**	**1,690**	**500**	**413**	**41,328**	**9,070**	**6,638**	**5,215**	**1,794**	**5,532**	**516**	**2,641**	**273**	**73,007**
Informal ballot papers	69	31	60	28	15	61	38	16	**2,423**	429	268	200	23	142	45	195	13	**3,738**
Total ballot papers	**1,435**	**815**	**1,070**	**660**	**152**	**1,751**	**538**	**429**	**43,751**	**9,499**	**6,906**	**5,415**	**1,817**	**5,674**	**561**	**2,836**	**286**	**76,745**

Division of LYONS

Candidate first preference totals

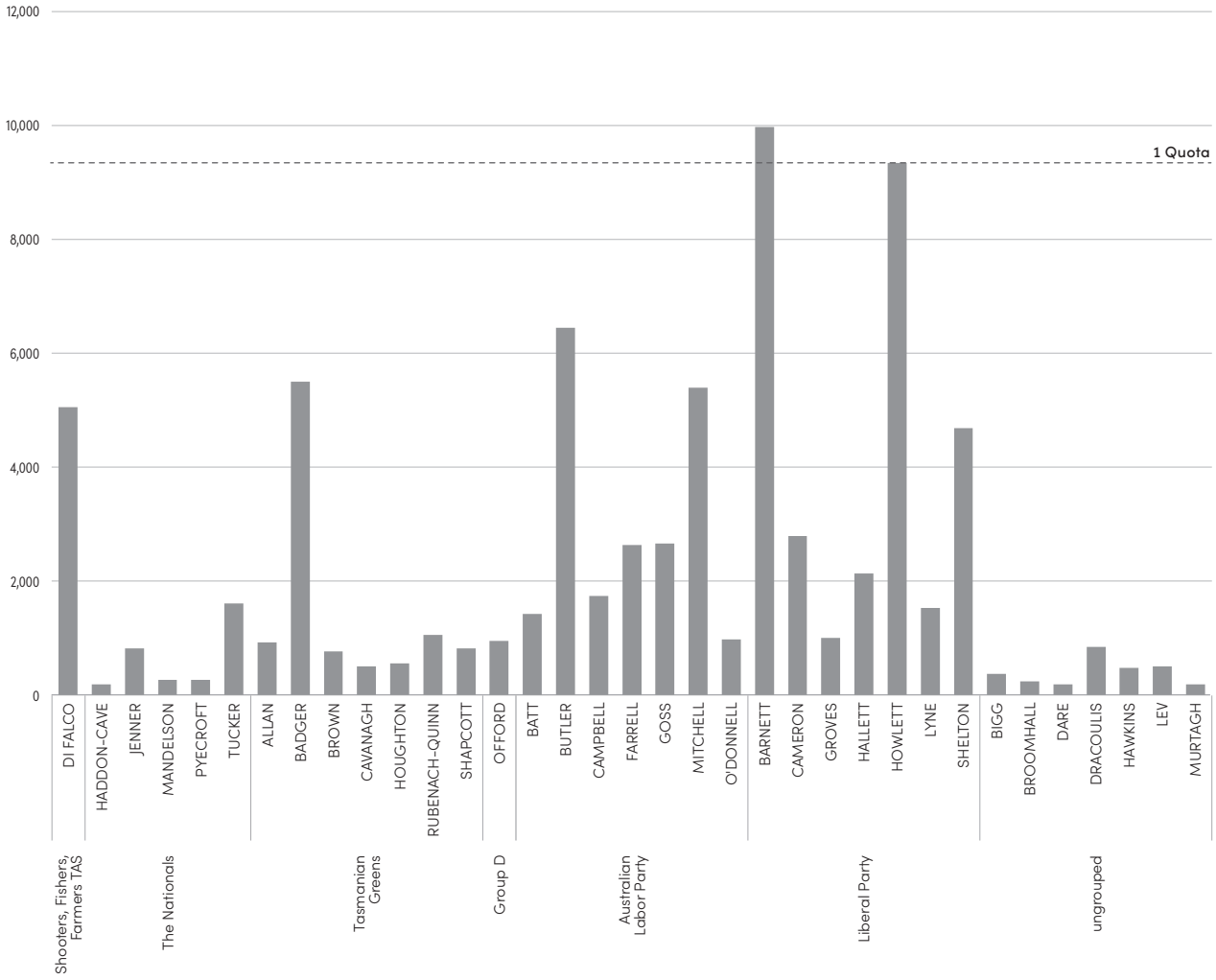

Number of quotas attained compared with seats won

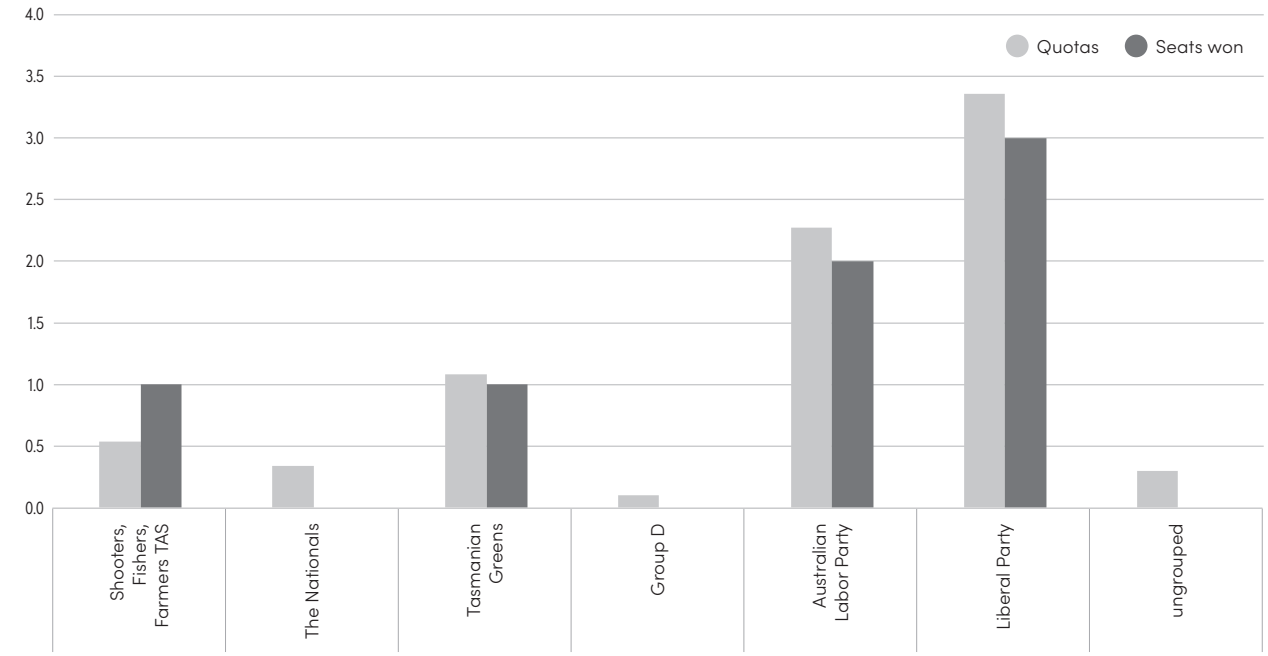

LYONS first preference votes

Candidates	Avoca	Bagdad	Bicheno	Bothwell	Bracknell	Bridgewater	Brighton	Broadmarsh	Campania	Campbell Town	Carrick	Chudleigh	Claude Road	Colebrook	Coles Bay	Copping
DI FALCO, Carlo	25	91	44	33	49	133	128	18	59	62	62	15	31	23	5	13
Shooters, Fishers, Farmers TAS	**25**	**91**	**44**	**33**	**49**	**133**	**128**	**18**	**59**	**62**	**62**	**15**	**31**	**23**	**5**	**13**
HADDON-CAVE, Francis	0	1	2	1	3	11	5	0	1	1	4	1	1	0	0	0
JENNER, Andrew	0	5	3	0	2	15	6	1	15	0	8	1	7	2	0	5
MANDELSON, Rick	0	2	1	2	1	7	3	0	3	2	2	0	1	0	1	1
PYECROFT, Lesley	1	0	0	1	1	4	1	0	0	3	8	3	1	0	0	0
TUCKER, John	12	7	19	12	18	7	9	1	9	21	25	8	10	3	3	2
The Nationals	**13**	**15**	**25**	**16**	**25**	**44**	**24**	**2**	**28**	**27**	**47**	**13**	**20**	**5**	**4**	**8**
ALLAN, Alistair	2	6	4	1	6	20	19	1	6	6	4	3	6	3	1	5
BADGER, Tabatha	7	30	74	15	16	39	47	9	31	29	37	26	40	6	42	44
BROWN, Craig	0	4	11	2	0	17	8	3	5	4	3	3	6	1	0	5
CAVANAGH, Joey	2	2	5	1	0	18	7	3	3	5	6	2	7	1	1	4
HOUGHTON, Mitch	2	6	5	0	1	13	9	1	5	3	4	0	3	1	3	1
RUBENACH-QUINN, Hannah	4	6	11	0	6	30	25	5	7	10	8	4	10	1	2	4
SHAPCOTT, Isabel	1	3	6	1	3	29	20	1	2	9	6	2	7	1	1	1
Tasmanian Greens	**18**	**57**	**116**	**20**	**32**	**166**	**135**	**23**	**59**	**66**	**68**	**40**	**79**	**14**	**50**	**64**
OFFORD, Angela	0	2	11	6	3	15	9	2	8	8	10	4	7	0	1	2
Group D	**0**	**2**	**11**	**6**	**3**	**15**	**9**	**2**	**8**	**8**	**10**	**4**	**7**	**0**	**1**	**2**
BATT, Edwin	3	72	7	33	4	47	53	11	16	12	4	1	3	9	1	2
BUTLER, Jen	16	57	51	12	14	378	209	18	22	60	48	6	10	10	2	11
CAMPBELL, Shannon	4	17	4	4	2	48	47	4	13	9	7	2	9	4	0	14
FARRELL, Casey	3	19	9	5	7	79	61	8	19	13	7	1	8	8	3	5
GOSS, Richard	15	9	12	2	28	58	36	2	12	33	29	8	10	1	2	0
MITCHELL, Brian	10	44	32	15	15	151	165	7	39	39	28	16	25	13	7	12
O'DONNELL, Saxon	1	4	6	3	2	34	21	3	5	9	6	2	2	1	3	1
Australian Labor Party	**52**	**222**	**121**	**74**	**72**	**795**	**592**	**53**	**126**	**175**	**129**	**36**	**67**	**46**	**18**	**45**
BARNETT, Guy	22	96	72	13	35	163	241	26	44	65	115	30	41	18	17	15
CAMERON, Stephanie	3	13	16	1	39	59	50	2	7	15	120	84	11	3	3	1
GROVES, Bree	0	10	5	2	8	26	43	4	10	5	16	0	1	2	2	1
HALLETT, Richard	13	35	14	73	5	49	92	27	28	21	11	1	9	5	2	5
HOWLETT, Jane	6	150	65	18	11	239	449	38	164	34	29	2	9	47	30	45
LYNE, Poppy	21	15	18	2	7	40	40	0	6	102	19	3	3	2	6	1
SHELTON, Mark	9	33	22	33	109	39	75	8	18	34	100	8	18	8	7	3
Liberal Party	**74**	**352**	**212**	**142**	**214**	**615**	**990**	**105**	**277**	**276**	**410**	**128**	**92**	**85**	**67**	**71**
BIGG, Phillip	0	6	0	2	0	8	9	0	2	4	2	0	2	2	2	0
BROOMHALL, Ray	0	0	4	0	0	1	5	3	2	1	1	0	2	1	0	0
DARE, Paul	0	0	3	0	2	5	2	0	3	1	3	0	0	0	0	2
DRACOULIS, Michelle	2	8	2	1	4	9	13	2	2	4	9	1	1	1	1	3
HAWKINS, John	0	3	3	2	0	5	6	0	2	1	4	25	1	1	0	0
LEV, Jiri	0	2	5	1	8	4	4	1	5	6	2	3	1	1	2	7
MURTAGH, Tennille	0	0	1	0	1	24	5	1	2	1	0	0	0	1	0	0
ungrouped	**2**	**19**	**18**	**6**	**15**	**56**	**44**	**7**	**18**	**18**	**21**	**29**	**7**	**7**	**5**	**12**
Total formal votes	**184**	**758**	**547**	**297**	**410**	**1,824**	**1,922**	**210**	**575**	**632**	**747**	**265**	**303**	**180**	**150**	**215**
Informal ballot papers	16	83	40	28	33	224	173	17	34	53	55	14	17	14	8	17
Total ballot papers	**200**	**841**	**587**	**325**	**443**	**2,048**	**2,095**	**227**	**609**	**685**	**802**	**279**	**320**	**194**	**158**	**232**

LYONS first preference votes, cont'd

Candidates	Cressy	Deloraine	Dodges Ferry	Dromedary	Dunalley	Elizabeth Town	Epping	Evandale	Fingal	Gagebrook	Glenora	Granton	Hadspen	Hagley	Kempton	Lachlan
DI FALCO, Carlo	83	94	80	21	17	24	13	59	27	82	17	18	76	21	30	38
Shooters, Fishers, Farmers TAS	**83**	**94**	**80**	**21**	**17**	**24**	**13**	**59**	**27**	**82**	**17**	**18**	**76**	**21**	**30**	**38**
HADDON-CAVE, Francis	1	7	0	2	2	1	0	2	0	0	0	0	3	0	0	3
JENNER, Andrew	4	7	20	0	3	3	2	9	3	6	0	0	10	0	3	2
MANDELSON, Rick	2	6	3	0	2	0	0	2	0	3	2	1	6	3	1	0
PYECROFT, Lesley	4	4	0	0	0	0	1	9	1	3	0	1	4	4	2	2
TUCKER, John	17	37	8	7	8	16	6	29	14	5	3	1	16	9	5	11
The Nationals	**28**	**61**	**31**	**9**	**15**	**20**	**9**	**51**	**18**	**17**	**5**	**3**	**39**	**16**	**11**	**18**
ALLAN, Alistair	2	21	79	5	8	1	0	3	0	6	2	5	7	4	4	4
BADGER, Tabatha	22	226	303	18	47	27	6	89	9	17	22	7	38	14	13	31
BROWN, Craig	2	20	12	5	10	1	0	4	1	6	2	0	13	1	3	4
CAVANAGH, Joey	1	9	13	2	0	0	0	3	0	2	1	4	2	0	3	1
HOUGHTON, Mitch	1	11	23	1	5	1	1	5	3	8	1	1	7	1	5	2
RUBENACH-QUINN, Hannah	3	29	18	9	4	2	1	5	1	5	3	5	17	4	3	4
SHAPCOTT, Isabel	10	23	15	6	6	3	0	6	2	13	0	3	12	4	1	6
Tasmanian Greens	**41**	**339**	**463**	**46**	**80**	**35**	**8**	**115**	**16**	**57**	**31**	**25**	**96**	**28**	**32**	**52**
OFFORD, Angela	8	27	18	0	6	4	1	51	2	4	1	2	13	1	0	4
Group D	**8**	**27**	**18**	**0**	**6**	**4**	**1**	**51**	**2**	**4**	**1**	**2**	**13**	**1**	**0**	**4**
BATT, Edwin	2	18	15	6	3	2	3	10	6	18	4	4	10	0	97	14
BUTLER, Jen	33	88	72	27	14	5	10	41	51	160	14	26	98	10	10	33
CAMPBELL, Shannon	5	23	68	5	27	5	3	10	4	21	4	10	21	1	1	9
FARRELL, Casey	3	29	48	9	9	4	1	8	4	46	17	20	33	4	1	39
GOSS, Richard	101	34	17	8	3	1	4	75	4	24	4	6	81	12	1	9
MITCHELL, Brian	12	93	115	29	12	14	7	51	18	70	11	17	78	15	17	22
O'DONNELL, Saxon	3	12	26	8	7	3	1	3	3	13	6	7	19	4	3	6
Australian Labor Party	**159**	**297**	**361**	**92**	**75**	**34**	**29**	**198**	**90**	**352**	**60**	**90**	**340**	**46**	**130**	**132**
BARNETT, Guy	84	246	83	47	22	41	12	126	35	74	41	56	213	38	25	50
CAMERON, Stephanie	22	239	24	9	1	31	4	30	3	11	3	5	94	57	5	9
GROVES, Bree	6	11	9	3	3	2	2	10	2	18	2	2	25	13	4	3
HALLETT, Richard	16	31	17	9	9	2	3	17	7	14	21	16	20	4	24	14
HOWLETT, Jane	20	39	255	55	74	13	6	40	6	67	30	52	56	13	52	36
LYNE, Poppy	19	18	16	5	4	1	19	26	14	7	0	8	21	7	3	7
SHELTON, Mark	135	109	26	19	3	24	11	65	13	29	5	15	139	26	11	11
Liberal Party	**302**	**693**	**430**	**147**	**116**	**114**	**57**	**314**	**80**	**220**	**102**	**154**	**568**	**158**	**124**	**130**
BIGG, Phillip	2	4	2	2	1	2	1	4	0	2	2	0	5	4	0	3
BROOMHALL, Ray	3	10	4	0	1	3	1	3	0	2	0	0	3	3	0	1
DARE, Paul	2	2	2	1	0	0	0	2	0	3	0	1	1	1	0	1
DRACOULIS, Michelle	5	9	16	10	2	0	1	4	1	5	12	9	11	0	1	11
HAWKINS, John	4	52	8	0	3	5	2	7	0	3	2	1	7	4	1	0
LEV, Jiri	2	12	9	4	6	0	0	6	2	1	1	2	9	0	1	1
MURTAGH, Tennille	0	4	3	1	0	0	1	1	1	4	0	3	2	1	0	1
ungrouped	**18**	**93**	**44**	**18**	**13**	**10**	**6**	**27**	**4**	**20**	**17**	**16**	**38**	**13**	**3**	**18**
Total formal votes	**639**	**1,604**	**1,427**	**333**	**322**	**241**	**123**	**815**	**237**	**752**	**233**	**308**	**1,170**	**283**	**330**	**392**
Informal ballot papers	50	125	99	25	32	18	9	37	24	128	15	29	85	21	23	31
Total ballot papers	**689**	**1,729**	**1,526**	**358**	**354**	**259**	**132**	**852**	**261**	**880**	**248**	**337**	**1,255**	**304**	**353**	**423**

LYONS first preference votes, cont'd

Candidates	Longford	Lower Barrington	Magra	Meander	Midway Point	Miena	Mole Creek	Molesworth	New Norfolk	New Norfolk North	Nubeena	Oatlands	Old Beach	Orford	Ouse	Perth
DI FALCO, Carlo	117	42	30	21	37	15	26	37	83	82	38	42	86	23	36	113
Shooters, Fishers, Farmers TAS	**117**	**42**	**30**	**21**	**37**	**15**	**26**	**37**	**83**	**82**	**38**	**42**	**86**	**23**	**36**	**113**
HADDON-CAVE, Francis	5	3	1	0	2	0	2	0	0	0	1	1	2	1	3	4
JENNER, Andrew	17	3	1	0	12	2	0	2	6	4	7	3	12	11	4	12
MANDELSON, Rick	7	2	1	1	2	2	2	0	1	3	2	40	4	1	3	4
PYECROFT, Lesley	16	3	1	3	2	1	1	0	0	1	0	2	2	0	2	23
TUCKER, John	45	16	5	5	4	5	3	2	8	5	9	8	8	6	8	40
The Nationals	**90**	**27**	**9**	**9**	**22**	**10**	**8**	**4**	**15**	**13**	**19**	**54**	**28**	**19**	**20**	**83**
ALLAN, Alistair	19	4	0	5	16	0	3	5	10	6	5	3	18	4	5	18
BADGER, Tabatha	93	24	8	56	73	15	20	36	106	48	70	37	77	52	17	96
BROWN, Craig	25	8	2	4	10	4	1	1	11	6	36	3	14	1	1	11
CAVANAGH, Joey	11	6	0	3	17	1	1	3	8	2	9	3	20	2	2	14
HOUGHTON, Mitch	11	3	0	3	11	1	2	1	8	6	12	3	13	1	0	12
RUBENACH-QUINN, Hannah	20	13	2	1	23	0	2	7	18	8	12	5	16	3	1	20
SHAPCOTT, Isabel	17	5	1	1	9	2	4	2	14	4	8	3	17	4	1	17
Tasmanian Greens	**196**	**63**	**13**	**73**	**159**	**23**	**33**	**55**	**175**	**80**	**152**	**57**	**175**	**67**	**27**	**188**
OFFORD, Angela	26	11	1	2	10	0	1	0	14	3	15	3	11	9	3	30
Group D	**26**	**11**	**1**	**2**	**10**	**0**	**1**	**0**	**14**	**3**	**15**	**3**	**11**	**9**	**3**	**30**
BATT, Edwin	18	9	5	2	13	6	3	4	18	17	15	54	29	6	5	18
BUTLER, Jen	190	23	22	8	81	16	5	11	112	65	50	33	178	22	13	136
CAMPBELL, Shannon	23	8	5	3	44	0	2	5	24	16	21	8	46	12	5	32
FARRELL, Casey	24	12	48	5	53	5	1	47	174	94	34	12	75	8	19	26
GOSS, Richard	297	6	3	12	16	7	20	1	16	11	14	8	35	2	3	285
MITCHELL, Brian	69	27	16	15	94	14	12	13	74	51	55	34	125	26	15	85
O'DONNELL, Saxon	18	3	5	3	17	2	5	2	25	18	10	7	26	4	6	21
Australian Labor Party	**639**	**88**	**104**	**48**	**318**	**50**	**48**	**83**	**443**	**272**	**199**	**156**	**514**	**80**	**66**	**603**
BARNETT, Guy	258	130	99	29	83	12	36	30	167	138	28	79	249	37	30	324
CAMERON, Stephanie	68	16	13	45	16	1	54	9	22	15	5	7	52	6	3	70
GROVES, Bree	18	5	8	2	14	1	3	6	19	17	5	8	17	3	3	38
HALLETT, Richard	43	9	28	4	22	8	3	11	52	29	14	40	40	16	47	26
HOWLETT, Jane	59	44	55	3	177	13	7	26	117	97	112	130	295	133	27	86
LYNE, Poppy	50	14	9	2	16	0	1	6	18	13	8	22	36	5	9	50
SHELTON, Mark	273	61	21	33	27	11	18	4	45	34	8	41	58	11	11	203
Liberal Party	**769**	**279**	**233**	**118**	**355**	**46**	**122**	**92**	**440**	**343**	**180**	**327**	**747**	**211**	**130**	**797**
BIGG, Phillip	4	7	11	6	2	1	2	2	10	9	4	4	3	1	1	6
BROOMHALL, Ray	5	8	0	2	3	0	2	2	4	2	1	0	4	0	0	8
DARE, Paul	5	5	1	1	2	0	1	2	5	1	2	0	9	1	1	5
DRACOULIS, Michelle	11	1	13	2	9	0	1	19	82	51	6	2	14	3	1	12
HAWKINS, John	10	3	0	4	2	2	13	1	4	3	1	1	7	3	3	16
LEV, Jiri	14	10	1	3	6	2	1	4	3	5	9	0	2	2	1	16
MURTAGH, Tennille	2	3	1	0	3	0	0	1	8	1	2	1	7	1	1	2
ungrouped	**51**	**37**	**27**	**18**	**27**	**5**	**20**	**31**	**116**	**72**	**25**	**8**	**46**	**11**	**8**	**65**
Total formal votes	**1,888**	**547**	**417**	**289**	**928**	**149**	**258**	**302**	**1,286**	**865**	**628**	**647**	**1,607**	**420**	**290**	**1,879**
Informal ballot papers	133	34	42	13	51	12	17	24	113	100	34	55	104	12	36	171
Total ballot papers	**2,021**	**581**	**459**	**302**	**979**	**161**	**275**	**326**	**1,399**	**965**	**662**	**702**	**1,711**	**432**	**326**	**2,050**

LYONS first preference votes, cont'd

Candidates	Pontville	Primrose Sands	Prospect Vale	Railton	Richmond	Ross	Scamander	Sheffield	Sorell	St Helens	St Marys	Swansea	Taranna	Tea Tree	Triabunna	Tunnack
DI FALCO, Carlo	44	38	24	83	22	21	9	94	110	68	47	41	13	24	55	26
Shooters, Fishers, Farmers TAS	**44**	**38**	**24**	**83**	**22**	**21**	**9**	**94**	**110**	**68**	**47**	**41**	**13**	**24**	**55**	**26**
HADDON-CAVE, Francis	0	2	4	4	1	0	0	2	4	5	0	1	1	0	1	1
JENNER, Andrew	6	5	6	3	91	4	2	12	22	7	1	5	5	4	8	1
MANDELSON, Rick	1	0	2	3	0	5	2	2	4	5	2	6	0	0	0	7
PYECROFT, Lesley	1	3	5	3	0	2	1	6	3	2	0	2	0	1	3	0
TUCKER, John	4	4	26	11	4	3	32	22	24	66	40	20	4	0	1	2
The Nationals	**12**	**14**	**43**	**24**	**96**	**14**	**37**	**44**	**57**	**85**	**43**	**34**	**10**	**5**	**13**	**11**
ALLAN, Alistair	6	9	8	5	9	0	4	10	31	13	5	5	6	4	3	1
BADGER, Tabatha	24	41	61	20	91	26	45	48	156	87	57	73	40	5	26	7
BROWN, Craig	7	5	8	10	6	2	9	6	19	9	6	4	5	1	1	2
CAVANAGH, Joey	2	4	4	4	6	1	2	8	12	7	9	3	2	3	3	1
HOUGHTON, Mitch	7	5	8	5	6	3	4	8	20	5	4	4	1	3	1	0
RUBENACH-QUINN, Hannah	10	7	10	7	10	2	14	14	24	21	23	12	3	3	6	0
SHAPCOTT, Isabel	6	9	12	4	10	1	4	9	23	11	6	8	1	2	3	2
Tasmanian Greens	**62**	**80**	**111**	**55**	**138**	**35**	**82**	**103**	**285**	**153**	**110**	**109**	**58**	**21**	**43**	**13**
OFFORD, Angela	6	3	20	8	6	2	1	18	22	10	8	7	3	4	9	0
Group D	**6**	**3**	**20**	**8**	**6**	**2**	**1**	**18**	**22**	**10**	**8**	**7**	**3**	**4**	**9**	**0**
BATT, Edwin	21	9	9	10	9	5	2	9	29	9	4	8	3	3	10	9
BUTLER, Jen	66	41	72	48	38	28	37	65	111	100	53	49	14	21	38	11
CAMPBELL, Shannon	12	20	29	8	16	5	7	16	93	16	6	11	18	7	13	1
FARRELL, Casey	16	23	18	11	33	7	7	18	90	17	8	12	11	4	6	5
GOSS, Richard	12	12	62	22	6	13	6	16	32	21	7	8	4	3	11	2
MITCHELL, Brian	58	37	87	28	70	22	21	47	137	37	35	43	27	15	34	11
O'DONNELL, Saxon	10	10	17	11	9	3	3	15	12	8	5	11	2	1	9	2
Australian Labor Party	**195**	**152**	**294**	**138**	**181**	**83**	**83**	**186**	**504**	**208**	**118**	**142**	**79**	**54**	**121**	**41**
BARNETT, Guy	71	27	198	92	78	28	39	171	147	106	47	97	17	25	41	19
CAMERON, Stephanie	12	4	58	29	14	7	6	41	32	10	6	14	2	14	3	4
GROVES, Bree	3	3	18	10	5	6	8	14	21	11	5	5	4	5	6	0
HALLETT, Richard	38	8	17	18	27	14	5	19	43	10	8	23	7	11	11	11
HOWLETT, Jane	160	62	48	31	156	18	18	48	475	41	10	145	44	77	156	51
LYNE, Poppy	11	8	12	14	9	28	8	24	29	25	6	18	1	3	8	7
SHELTON, Mark	36	6	147	46	19	6	14	80	50	28	13	47	4	9	13	7
Liberal Party	**331**	**118**	**498**	**240**	**308**	**107**	**98**	**397**	**797**	**231**	**95**	**349**	**79**	**144**	**238**	**99**
BIGG, Phillip	6	3	1	5	7	1	0	6	7	2	4	2	4	0	3	2
BROOMHALL, Ray	0	2	5	2	3	3	0	1	7	6	3	0	1	3	1	0
DARE, Paul	2	1	3	2	2	0	1	3	1	2	2	2	1	1	1	3
DRACOULIS, Michelle	6	2	6	9	5	5	0	9	13	4	4	13	3	1	2	0
HAWKINS, John	0	1	8	3	7	2	2	10	7	3	1	0	1	0	1	0
LEV, Jiri	3	3	8	8	9	3	3	4	16	9	12	5	2	0	2	2
MURTAGH, Tennille	1	2	2	2	1	0	0	1	2	2	1	0	0	0	0	1
ungrouped	**18**	**14**	**33**	**31**	**34**	**14**	**6**	**34**	**53**	**28**	**27**	**22**	**12**	**5**	**10**	**8**
Total formal votes	**668**	**419**	**1,023**	**579**	**785**	**276**	**316**	**876**	**1,828**	**783**	**448**	**704**	**254**	**257**	**489**	**198**
Informal ballot papers	51	43	55	43	31	24	21	76	129	62	25	50	22	14	43	18
Total ballot papers	**719**	**462**	**1,078**	**622**	**816**	**300**	**337**	**952**	**1,957**	**845**	**473**	**754**	**276**	**271**	**532**	**216**

LYONS first preference votes, cont'd

Candidates	Westbury	Westerway	Wilmot	Total Ordinary Votes	Special votes: Granton Pre-Poll	New Norfolk Pre-Poll	Sorell Pre-Poll	St Helens Pre-Poll	Out of Division Pre-Poll	Lyons Postal 1 (Telephone Votes)	Lyons Postal 2 and 3	Mobile	Out of Division	Provisional	Total
DI FALCO, Carlo	80	34	24	**3,176**	55	77	378	89	453	39	346	20	400	17	**5,050**
Shooters, Fishers, Farmers TAS	**80**	**34**	**24**	**3,176**	**55**	**77**	**378**	**89**	**453**	**39**	**346**	**20**	**400**	**17**	**5,050**
HADDON-CAVE, Francis	4	5	3	**115**	3	3	14	6	19	5	14	4	15	2	**200**
JENNER, Andrew	6	2	3	**431**	6	8	152	10	76	33	82	0	34	1	**833**
MANDELSON, Rick	4	0	0	**175**	2	2	6	5	19	4	31	0	18	1	**263**
PYECROFT, Lesley	9	2	3	**161**	2	5	12	5	31	9	31	2	14	1	**273**
TUCKER, John	39	0	6	**843**	8	11	95	192	148	45	190	7	66	3	**1,608**
The Nationals	**62**	**9**	**15**	**1,725**	**21**	**29**	**279**	**218**	**293**	**96**	**348**	**13**	**147**	**8**	**3,177**
ALLAN, Alistair	18	1	2	**505**	2	14	87	9	93	73	64	5	77	3	**932**
BADGER, Tabatha	118	45	23	**3,202**	31	78	550	163	520	200	405	16	320	22	**5,507**
BROWN, Craig	10	3	4	**411**	4	8	81	19	92	28	45	2	83	3	**776**
CAVANAGH, Joey	13	1	3	**298**	2	10	39	13	50	2	31	1	65	3	**514**
HOUGHTON, Mitch	13	1	6	**324**	4	15	42	19	61	5	37	2	53	1	**563**
RUBENACH-QUINN, Hannah	12	6	6	**587**	8	10	74	51	112	15	76	4	110	6	**1,053**
SHAPCOTT, Isabel	15	0	6	**444**	7	13	56	25	109	9	53	6	88	3	**813**
Tasmanian Greens	**199**	**57**	**50**	**5,771**	**58**	**148**	**929**	**299**	**1,037**	**332**	**711**	**36**	**796**	**41**	**10,158**
OFFORD, Angela	31	1	5	**533**	5	9	56	22	117	27	111	1	57	3	**941**
Group D	**31**	**1**	**5**	**533**	**5**	**9**	**56**	**22**	**117**	**27**	**111**	**1**	**57**	**3**	**941**
BATT, Edwin	15	5	1	**882**	21	21	103	24	127	53	94	14	83	6	**1,428**
BUTLER, Jen	102	11	8	**3,494**	132	187	440	294	696	146	628	58	356	14	**6,445**
CAMPBELL, Shannon	19	4	4	**964**	16	27	257	32	153	18	112	15	133	5	**1,732**
FARRELL, Casey	19	26	4	**1,502**	41	170	255	28	227	53	178	28	148	10	**2,640**
GOSS, Richard	47	11	5	**1,677**	13	28	103	30	296	49	201	24	247	6	**2,674**
MITCHELL, Brian	77	16	8	**2,734**	89	129	721	134	521	82	630	49	301	10	**5,400**
O'DONNELL, Saxon	16	5	3	**551**	19	17	103	32	83	10	67	9	94	5	**990**
Australian Labor Party	**295**	**78**	**33**	**11,804**	**331**	**579**	**1,982**	**574**	**2,103**	**411**	**1,910**	**197**	**1,362**	**56**	**21,309**
BARNETT, Guy	170	38	17	**5,363**	138	249	537	291	1,336	329	926	63	719	24	**9,975**
CAMERON, Stephanie	133	6	5	**1,776**	14	23	77	35	334	62	229	12	223	8	**2,793**
GROVES, Bree	22	8	5	**576**	11	22	59	24	110	17	60	6	108	3	**996**
HALLETT, Richard	24	22	6	**1,328**	42	72	127	22	199	41	148	13	130	7	**2,129**
HOWLETT, Jane	35	26	12	**5,144**	163	163	1,640	86	806	161	672	45	441	25	**9,346**
LYNE, Poppy	16	3	3	**952**	16	26	69	45	168	19	101	11	128	9	**1,544**
SHELTON, Mark	85	4	15	**2,653**	43	55	192	114	674	130	421	18	393	5	**4,698**
Liberal Party	**485**	**107**	**63**	**17,792**	**427**	**610**	**2,701**	**617**	**3,627**	**759**	**2,557**	**168**	**2,142**	**81**	**31,481**
BIGG, Phillip	5	2	0	**206**	4	12	22	4	34	8	44	3	27	0	**364**
BROOMHALL, Ray	3	0	1	**136**	4	3	23	7	17	19	27	2	16	2	**256**
DARE, Paul	4	3	0	**112**	4	7	13	3	15	2	20	1	12	0	**189**
DRACOULIS, Michelle	9	20	7	**505**	19	64	33	13	72	23	69	2	43	2	**845**
HAWKINS, John	14	0	1	**286**	5	2	13	11	46	12	74	4	22	0	**475**
LEV, Jiri	8	3	4	**291**	3	2	45	16	45	15	49	1	28	3	**498**
MURTAGH, Tennille	3	3	0	**112**	7	3	16	4	17	0	14	0	18	2	**193**
ungrouped	**46**	**31**	**13**	**1,648**	**46**	**93**	**165**	**58**	**246**	**79**	**297**	**13**	**166**	**9**	**2,820**
Total formal votes	**1,198**	**317**	**203**	**42,449**	**943**	**1,545**	**6,490**	**1,877**	**7,876**	**1,743**	**6,280**	**448**	**5,070**	**215**	**74,936**
Informal ballot papers	87	29	31	**3,382**	59	121	433	105	428	15	200	56	481	13	**5,293**
Total ballot papers	**1,285**	**346**	**234**	**45,831**	**1,002**	**1,666**	**6,923**	**1,982**	**8,304**	**1,758**	**6,480**	**504**	**5,551**	**228**	**80,229**


Ben Price
DELL


TEC
Scrutiny Staff
Susan OAKDEN



Abstracts of the counts

2025 House of Assembly elections

Division of BASS Distribution of preferences

		Tasmanian Greens								The Nationals		
		BALL	FITTLER	HALL	LAYTON-BENNETT	McLENNAN	MARCH	ROSOL	Total	ARMSTRONG	COOPER	Total
Count 1	Primary votes	1,013	542	739	828	871	577	6,566	**11,136**	684	683	**1,367**
Count 2	Votes transferred	9	6	4	9	3	3	49	**83**	18	15	**33**
	Progress totals	1,022	548	743	837	874	580	6,615	**11,219**	702	698	**1,400**
Count 3	Votes transferred	1	0	1	2	1	1	10	**16**	1	1	**2**
	Progress totals	1,023	548	744	839	875	581	6,625	**11,235**	703	699	**1,402**
Counts 4 to 6	Votes transferred	0	1	2	1	0	0	2	**6**	4	4	**8**
	Progress totals	1,023	549	746	840	875	581	6,627	**11,241**	707	703	**1,410**
Counts 7 to 9	Votes transferred	1	2	0	1	1	0	7	**12**	1	3	**4**
	Progress totals	1,024	551	746	841	876	581	6,634	**11,253**	708	706	**1,414**
Counts 10 to 12	Votes transferred	4	1	2	1	3	2	4	**17**	3	5	**8**
	Progress totals	1,028	552	748	842	879	583	6,638	**11,270**	711	711	**1,422**
Counts 13 to 15	Votes transferred	6	4	8	3	4	3	51	**79**	8	4	**12**
	Progress totals	1,034	556	756	845	883	586	6,689	**11,349**	719	715	**1,434**
Counts 16 to 18	Votes transferred	38	-556	177	169	23	24	29	**-96**	13	14	**27**
	Progress totals	1,072	0	933	1,014	906	610	6,718	**11,253**	732	729	**1,461**
Counts 19 to 21	Votes transferred	37		42	189	190	-610	49	**-103**	18	12	**30**
	Progress totals	1,109		975	1,203	1,096	0	6,767	**11,150**	750	741	**1,491**
Counts 22 to 24	Votes transferred	10		13	10	9		80	**122**	11	11	**22**
	Progress totals	1,119		988	1,213	1,105		6,847	**11,272**	761	752	**1,513**
Counts 25 to 27	Votes transferred	4		5	4	3		9	**25**	563	-752	**-189**
	Progress totals	1,123		993	1,217	1,108		6,856	**11,297**	1,324	0	**1,324**
Counts 28 to 29	Votes transferred	1		0	5	1		6	**13**	4		**4**
	Progress totals	1,124		993	1,222	1,109		6,862	**11,310**	1,328		**1,328**
Count 30	Votes transferred	0		0	0	0		0	**0**	0		**0**
	Progress totals	1,124		993	1,222	1,109		6,862	**11,310**	1,328		**1,328**
Count 31	Votes transferred	0		0	0	0		0	**0**	0		**0**
	Progress totals	1,124		993	1,222	1,109		6,862	**11,310**	1,328		**1,328**
Counts 32 to 34	Votes transferred	400		-993	66	81		277	**-169**	15		**15**
	Progress totals	1,524		0	1,288	1,190		7,139	**11,141**	1,343		**1,343**
Counts 35 to 37	Votes transferred	10			15	3		14	**42**	9		**9**
	Progress totals	1,534			1,303	1,193		7,153	**11,183**	1,352		**1,352**
Counts 38 to 40	Votes transferred	310			331	-1,193		384	**-168**	28		**28**
	Progress totals	1,844			1,634	0		7,537	**11,015**	1,380		**1,380**
Counts 41 to 43	Votes transferred	50			39			76	**165**	-1,380		**-1,380**
	Progress totals	1,894			1,673			7,613	**11,180**	0		**0**
Counts 44 to 46	Votes transferred	41			11			69	**121**			
	Progress totals	1,935			1,684			7,682	**11,301**			
Count 47	Votes transferred	607			-1,671			838	**-226**			
	Progress totals	2,542			13			8,520	**11,075**			
Counts 48 to 49	Votes transferred	4			-13				**-9**			
	Progress totals	2,546			0			8,520	**11,066**			
Count 50	Votes transferred	79						-88	**-9**			
	Progress totals	2,625						8,432	**11,057**			
Counts 51 to 55	Votes transferred	20							**20**			
	Progress totals	2,645						8,432	**11,077**			
Counts 56 to 60	Votes transferred	41							**41**			
	Progress totals	2,686						8,432	**11,118**			
Counts 61 to 65	Votes transferred	12							**12**			
	Progress totals	2,698						8,432	**11,130**			
Counts 66 to 69	Votes transferred	-2,698							**-2,698**			
	Progress totals	0						8,432	**8,432**			
Counts 70 to 74	Votes transferred								**0**			
	Progress totals							8,432	**8,432**			
Counts 75 to 78	Votes transferred								**0**			
	Progress totals							8,432	**8,432**			
Count 79	Votes transferred								**0**			
	Progress totals							8,432	**8,432**			
Counts 80 to 83	Votes transferred								**0**			
	Progress totals							8,432	**8,432**			
Count 84	Votes transferred								**0**			
	Progress totals							8,432	**8,432**			
Counts 85 to 90	Votes transferred								**0**			
	Progress totals							8,432	**8,432**			

Quota 8,432

Australian Labor Party								Liberal Party								Group E		Shooters, Fishers, Farmers TAS		ungrouped										
ANDERSON	FINLAY	GORDON	GREENE	LYONS	MOORE	THOMAS	Total	ARCHER	FAIRS	FERGUSON	GATENBY	QUAILE	SLADDEN	WOOD	Total	RAZAY	Total	FRYDRYCH	Total	DAVENPORT	EDWARDS	GROAT	LARNER	PENTLAND	WALKER	Total	Exhausted Votes	Loss (Gain) by Fraction	Total Votes	Remarks
1,354	8,797	1,279	2,256	2,339	1,499	1,040	**18,564**	13,108	3,717	6,881	1,227	642	1,270	1,348	**28,193**	2,347	**2,347**	2,754	**2,754**	405	181	135	246	1,705	417	**3,089**	0	0	**67,450**	**ARCHER elected 1, FINLAY elected 2**
18		19	48	60	23	16	**184**	-4,676	1,258	1,268	473	277	309	575	**-516**	69	**69**	51	**51**	7	4	1	2	59	6	**79**	0	17		ARCHER's surplus distributed
1,372	8,797	1,298	2,304	2,399	1,522	1,056	**18,748**	8,432	4,975	8,149	1,700	919	1,579	1,923	**27,677**	2,416	**2,416**	2,805	**2,805**	412	185	136	248	1,764	423	**3,168**	0	17	**67,450**	
44	-365	36	89	90	29	21	**-56**		6	5	0	0	1	1	**13**	6	**6**	3	**3**	0	0	0	0	4	0	**4**	0	12		FINLAY's surplus distributed
1,416	8,432	1,334	2,393	2,489	1,551	1,077	**18,692**	8,432	4,981	8,154	1,700	919	1,580	1,924	**27,690**	2,422	**2,422**	2,808	**2,808**	412	185	136	248	1,768	423	**3,172**	0	29	**67,450**	
1		1	2	2	1	0	**7**		3	5	3	0	1	1	**13**	8	**8**	6	**6**	7	7	-136	27	11	35	**-49**	0	1		GROAT excluded
1,417	8,432	1,335	2,395	2,491	1,552	1,077	**18,699**	8,432	4,984	8,159	1,703	919	1,581	1,925	**27,703**	2,430	**2,430**	2,814	**2,814**	419	192	0	275	1,779	458	**3,123**	0	30	**67,450**	
1		0	2	0	1	0	**4**		4	0	1	1	2	2	**10**	9	**9**	8	**8**	45	-192		43	18	37	**-49**	0	2		EDWARDS excluded
1,418	8,432	1,335	2,397	2,491	1,553	1,077	**18,703**	8,432	4,988	8,159	1,704	920	1,583	1,927	**27,713**	2,439	**2,439**	2,822	**2,822**	464	0		318	1,797	495	**3,074**	0	32	**67,450**	
2		1	1	1	0	1	**6**		3	19	0	1	10	1	**34**	22	**22**	29	**29**	83			-318	90	27	**-118**	0	2		LARNER excluded
1,420	8,432	1,336	2,398	2,492	1,553	1,078	**18,709**	8,432	4,991	8,178	1,704	921	1,593	1,928	**27,747**	2,461	**2,461**	2,851	**2,851**	547			0	1,887	522	**2,956**	0	34	**67,450**	
4		4	6	11	1	6	**32**		6	2	2	1	3	2	**16**	64	**64**	35	**35**	103				175	-522	**-244**	0	6		WALKER excluded
1,424	8,432	1,340	2,404	2,503	1,554	1,084	**18,741**	8,432	4,997	8,180	1,706	922	1,596	1,930	**27,763**	2,525	**2,525**	2,886	**2,886**	650				2,062	0	**2,712**	0	40	**67,450**	
2		6	6	3	2	30	**49**		2	0	0	1	0	1	**4**	4	**4**	5	**5**	1				1		**2**	0	5		FITTLER excluded
1,426	8,432	1,346	2,410	2,506	1,556	1,114	**18,790**	8,432	4,999	8,180	1,706	923	1,596	1,931	**27,767**	2,529	**2,529**	2,891	**2,891**	651				2,063		**2,714**	0	45	**67,450**	
7		5	7	9	21	3	**52**		0	3	1	0	0	3	**7**	2	**2**	6	**6**	1				2		**3**	0	3		MARCH excluded
1,433	8,432	1,351	2,417	2,515	1,577	1,117	**18,842**	8,432	4,999	8,183	1,707	923	1,596	1,934	**27,774**	2,531	**2,531**	2,897	**2,897**	652				2,065		**2,717**	0	48	**67,450**	
5		4	7	3	8	3	**30**		4	7	2	0	1	2	**16**	79	**79**	31	**31**	-652				350		**-302**	0	2		DAVENPORT excluded
1,438	8,432	1,355	2,424	2,518	1,585	1,120	**18,872**	8,432	5,003	8,190	1,709	923	1,597	1,936	**27,790**	2,610	**2,610**	2,928	**2,928**	0				2,415		**2,415**	0	50	**67,450**	
4		6	13	8	4	9	**44**		11	19	6	0	9	4	**49**	26	**26**	27	**27**					13		**13**	0	5		COOPER excluded
1,442	8,432	1,361	2,437	2,526	1,589	1,129	**18,916**	8,432	5,014	8,209	1,715	923	1,606	1,940	**27,839**	2,636	**2,636**	2,955	**2,955**					2,428		**2,428**	0	55	**67,450**	
9		2	22	7	4	0	**44**		126	225	179	-923	151	143	**-99**	6	**6**	11	**11**					15		**15**	0	6		QUAILE part excluded
1,451	8,432	1,363	2,459	2,533	1,593	1,129	**18,960**	8,432	5,140	8,434	1,894	0	1,757	2,083	**27,740**	2,642	**2,642**	2,966	**2,966**					2,443		**2,443**	0	61	**67,450**	**FERGUSON elected 3**
0		0	0	0	0	0	**0**		0	**0**	0	0	0	0	**0**	0	**0**	0	**0**					0		**0**	0	0		QUAILE fully excluded
1,451	8,432	1,363	2,459	2,533	1,593	1,129	**18,960**	8,432	5,140	8,434	1,894	0	1,757	2,083	**27,740**	2,642	**2,642**	2,966	**2,966**					2,443		**2,443**	0	61	**67,450**	
0		0	0	0	0	0	**0**		0	-2	0		0	0	**-2**	0	**0**	0	**0**					0		**0**	0	2		FERGUSON's surplus distributed
1,451	8,432	1,363	2,459	2,533	1,593	1,129	**18,960**	8,432	5,140	8,432	1,894		1,757	2,083	**27,738**	2,642	**2,642**	2,966	**2,966**					2,443		**2,443**	0	63	**67,450**	
8		11	31	17	9	7	**83**		3	5	3		3	5	**14**	27	**27**	22	**22**					5		**5**	0	3		HALL excluded
1,459	8,432	1,374	2,490	2,550	1,602	1,136	**19,043**	8,432	5,143	8,432	1,897		1,760	2,088	**27,752**	2,669	**2,669**	2,988	**2,988**					2,448		**2,448**	0	66	**67,450**	
269		115	284	175	123	-1,136	**-170**		35	5			9	4	**53**	21	**21**	27	**27**					9		**9**	0	9		THOMAS excluded
1,728	8,432	1,489	2,774	2,725	1,725	0	**18,873**	8,432	5,178	8,432	1,902		1,769	2,092	**27,805**	2,690	**2,690**	3,015	**3,015**					2,457		**2,457**	0	75	**67,450**	
8		6	24	37	9		**84**		3		3		8	2	**16**	14	**14**	16	**16**					8		**8**	0	2		McLENNAN excluded
1,736	8,432	1,495	2,798	2,762	1,734		**18,957**	8,432	5,181	8,432	1,905		1,777	2,094	**27,821**	2,704	**2,704**	3,031	**3,031**					2,465		**2,465**	0	77	**67,450**	
28		20	41	43	47		**179**		100		71		56	82	**309**	237	**237**	252	**252**					227		**227**	9	2		ARMSTRONG excluded
1,764	8,432	1,515	2,839	2,805	1,781		**19,136**	8,432	5,281	8,432	1,976		1,833	2,176	**28,130**	2,941	**2,941**	3,283	**3,283**					2,692		**2,692**	9	79	**67,450**	
406		-1,515	209	231	372		**-297**		21		19		9	26	**75**	46	**46**	30	**30**					16		**16**	3	6		GORDON excluded
2,170	8,432	0	3,048	3,036	2,153		**18,839**	8,432	5,302	8,432	1,995		1,842	2,202	**28,205**	2,987	**2,987**	3,313	**3,313**					2,708		**2,708**	12	85	**67,450**	
30			42	20	16		**108**		9		4		5	7	**25**	38	**38**	27	**27**					18		**18**	10	0		LAYTON-BENNETT part excluded
2,200	8,432		3,090	3,056	2,169		**18,947**	8,432	5,311	8,432	1,999		1,847	2,209	**28,230**	3,025	**3,025**	3,340	**3,340**					2,726		**2,726**	22	85	**67,450**	**ROSOL elected 4**
0			1	0	0		**1**		1		0		1	0	**2**	2	**2**	1	**1**					0		**0**	1	2		LAYTON-BENNETT fully excluded
2,200	8,432		3,091	3,056	2,169		**18,948**	8,432	5,312	8,432	1,999		1,848	2,209	**28,232**	3,027	**3,027**	3,341	**3,341**					2,726		**2,726**	23	87	**67,450**	
1			0	0	0		**1**		0		0		0	0	**0**	1	**1**	0	**0**					0		**0**	1	6		ROSOL's surplus distributed
2,201	8,432		3,091	3,056	2,169		**18,949**	8,432	5,312	8,432	1,999		1,848	2,209	**28,232**	3,028	**3,028**	3,341	**3,341**					2,726		**2,726**	24	93	**67,450**	
16			26	40	10		**92**		594		476		-1,848	397	**-381**	135	**135**	77	**77**					50		**50**	5	2		SLADDEN excluded
2,217	8,432		3,117	3,096	2,179		**19,041**	8,432	5,906	8,432	2,475		0	2,606	**27,851**	3,163	**3,163**	3,418	**3,418**					2,776		**2,776**	29	95	**67,450**	
530			464	848	-2,179		**-337**		40		14			58	**112**	86	**86**	41	**41**					33		**33**	16	8		MOORE excluded
2,747	8,432		3,581	3,944	0		**18,704**	8,432	5,946	8,432	2,489			2,664	**27,963**	3,249	**3,249**	3,459	**3,459**					2,809		**2,809**	45	103	**67,450**	
29			23	38			**90**		1,006		-2,489			1,229	**-254**	59	**59**	42	**42**					28		**28**	22	1		GATENBY excluded
2,776	8,432		3,604	3,982			**18,794**	8,432	6,952	8,432	0			3,893	**27,709**	3,308	**3,308**	3,501	**3,501**					2,837		**2,837**	67	104	**67,450**	
323			352	233			**908**		55					36	**91**	287	**287**	159	**159**					241		**241**	1,006	6		BALL excluded
3,099	8,432		3,956	4,215			**19,702**	8,432	7,007	8,432				3,929	**27,800**	3,595	**3,595**	3,660	**3,660**					3,078		**3,078**	1,073	110	**67,450**	
146			209	187			**542**		218					118	**336**	1,016	**1,016**	608	**608**					-3,078		**-3,078**	581	(5)		PENTLAND excluded
3,245	8,432		4,165	4,402			**20,244**	8,432	7,225	8,432				4,047	**28,136**	4,611	**4,611**	4,268	**4,268**					0		**0**	1,654	105	**67,450**	
-3,245			1,757	1,059			**-429**		65					52	**117**	103	**103**	80	**80**								133	(4)		ANDERSON excluded
0	8,432		5,922	5,461			**19,815**	8,432	7,290	8,432				4,099	**28,253**	4,714	**4,714**	4,348	**4,348**								1,787	101	**67,450**	
			67	125			**192**		2,430					-2,996	**-566**	132	**132**	90	**90**								152	0		WOOD part excluded
	8,432		5,989	5,586			**20,007**	8,432	9,720	8,432				1,103	**27,687**	4,846	**4,846**	4,438	**4,438**								1,939	101	**67,450**	**FAIRS elected 5**
			59	95			**154**							-1,103	**-1,103**	135	**135**	78	**78**								742	(6)		WOOD fully excluded
	8,432		6,048	5,681			**20,161**	8,432	9,720	8,432				0	**26,584**	4,981	**4,981**	4,516	**4,516**								2,681	95	**67,450**	
			53	73			**126**		-1,288						**-1,288**	127	**127**	144	**144**								889	2		FAIRS' surplus distributed
	8,432		6,101	5,754			**20,287**	8,432	8,432	8,432					**25,296**	5,108	**5,108**	4,660	**4,660**								3,570	97	**67,450**	
			454	540			**994**								**0**	1,860	**1,860**	-4,660	**-4,660**								1,813	(7)		FRYDRYCH excluded
	8,432		6,555	6,294			**21,281**	8,432	8,432	8,432					**25,296**	6,968	**6,968**	0	**0**								5,383	90	**67,450**	**RAZAY elected 6, GREENE elected 7**

PLEASE FOLD OUT ▶

Division of BRADDON

Distribution of preferences

		Tasmanian Greens								Group B							
		BLEYER	FERGUS	JORDAN	KINGSTON	MORROW	WARD	WILDEN	Total	BALDOCK	COURTNEY	HARRISON	MARTIN	REDGRAVE	RYAN	Total
Count 1	Primary votes	1,924	392	645	429	773	583	494	**5,240**	92	140	126	849	195	184	**1,586**
Count 2	Votes transferred	5	3	10	4	9	6	6	**43**	3	1	2	17	4	3	**30**
	Progress totals	1,929	395	655	433	782	589	500	**5,283**	95	141	128	866	199	187	**1,616**
Count 3	Votes transferred	0	0	0	0	0	0	0	**0**	0	0	0	1	0	0	**1**
	Progress totals	1,929	395	655	433	782	589	500	**5,283**	95	141	128	867	199	187	**1,617**
Counts 4 to 5	Votes transferred	1	0	0	1	3	0	0	**5**	0	1	0	2	0	2	**5**
	Progress totals	1,930	395	655	434	785	589	500	**5,288**	95	142	128	869	199	189	**1,622**
Counts 6 to 7	Votes transferred	0	0	1	0	1	1	0	**3**	1	1	0	1	0	0	**3**
	Progress totals	1,930	395	656	434	786	590	500	**5,291**	96	143	128	870	199	189	**1,625**
Counts 8 to 9	Votes transferred	2	0	3	0	1	1	1	**8**	-96	11	13	9	12	5	**-46**
	Progress totals	1,932	395	659	434	787	591	501	**5,299**	0	154	141	879	211	194	**1,579**
Counts 10 to 12	Votes transferred	4	1	1	1	3	2	0	**12**		15	-141	31	21	8	**-66**
	Progress totals	1,936	396	660	435	790	593	501	**5,311**		169	0	910	232	202	**1,513**
Counts 13 to 15	Votes transferred	2	1	3	1	1	1	0	**9**		4		5	2	3	**14**
	Progress totals	1,938	397	663	436	791	594	501	**5,320**		173		915	234	205	**1,527**
Counts 16 to 17	Votes transferred	4	2	3	2	5	3	2	**21**		-173		42	14	12	**-105**
	Progress totals	1,942	399	666	438	796	597	503	**5,341**		0		957	248	217	**1,422**
Counts 18 to 20	Votes transferred	5	3	2	1	6	0	1	**18**				2	1	3	**6**
	Progress totals	1,947	402	668	439	802	597	504	**5,359**				959	249	220	**1,428**
Counts 21 to 23	Votes transferred	5	1	4	3	1	4	1	**19**				69	36	-220	**-115**
	Progress totals	1,952	403	672	442	803	601	505	**5,378**				1,028	285	0	**1,313**
Counts 24 to 26	Votes transferred	2	1	0	0	1	1	1	**6**				6	0		**6**
	Progress totals	1,954	404	672	442	804	602	506	**5,384**				1,034	285		**1,319**
Counts 27 to 29	Votes transferred	3	1	2	3	4	1	5	**19**				146	-285		**-139**
	Progress totals	1,957	405	674	445	808	603	511	**5,403**				1,180	0		**1,180**
Counts 30 to 32	Votes transferred	1	1	2	0	0	0	1	**5**				4			**4**
	Progress totals	1,958	406	676	445	808	603	512	**5,408**				1,184			**1,184**
Counts 33 to 35	Votes transferred	8	6	5	1	12	6	6	**44**				11			**11**
	Progress totals	1,966	412	681	446	820	609	518	**5,452**				1,195			**1,195**
Counts 36 to 38	Votes transferred	19	-412	129	13	135	20	16	**-80**				11			**11**
	Progress totals	1,985	0	810	459	955	629	534	**5,372**				1,206			**1,206**
Counts 39 to 41	Votes transferred	22		140	-459	33	150	28	**-86**				10			**10**
	Progress totals	2,007		950	0	988	779	562	**5,286**				1,216			**1,216**
Counts 42 to 44	Votes transferred	183		37		60	172	-562	**-110**				5			**5**
	Progress totals	2,190		987		1,048	951	0	**5,176**				1,221			**1,221**
Counts 45 to 47	Votes transferred	24		8		7	18		**57**				52			**52**
	Progress totals	2,214		995		1,055	969		**5,233**				1,273			**1,273**
Counts 48 to 50	Votes transferred	252		294		269	-969		**-154**				18			**18**
	Progress totals	2,466		1,289		1,324	0		**5,079**				1,291			**1,291**
Counts 51 to 53	Votes transferred	3		8		21			**32**				5			**5**
	Progress totals	2,469		1,297		1,345			**5,111**				1,296			**1,296**
Counts 54 to 56	Votes transferred	11		6		10			**27**				3			**3**
	Progress totals	2,480		1,303		1,355			**5,138**				1,299			**1,299**
Counts 57 to 59	Votes transferred	34		23		28			**85**				80			**80**
	Progress totals	2,514		1,326		1,383			**5,223**				1,379			**1,379**
Counts 60 to 62	Votes transferred	521		-1,326		549			**-256**				26			**26**
	Progress totals	3,035		0		1,932			**4,967**				1,405			**1,405**
Counts 63 to 65	Votes transferred	104				63			**167**				-1,405			**-1,405**
	Progress totals	3,139				1,995			**5,134**				0			**0**
Count 66	Votes transferred	7				5			**12**							
	Progress totals	3,146				2,000			**5,146**							
Counts 67 to 68	Votes transferred	3				0			**3**							
	Progress totals	3,149				2,000			**5,149**							
Counts 69 to 71	Votes transferred	1,594				-2,000			**-406**							
	Progress totals	4,743				0			**4,743**							
Counts 72 to 74	Votes transferred	35							**35**							
	Progress totals	4,778							**4,778**							
Counts 75 to 76	Votes transferred	8							**8**							
	Progress totals	4,786							**4,786**							
Count 77	Votes transferred	0							**0**							
	Progress totals	4,786							**4,786**							
Count 78	Votes transferred	0							**0**							
	Progress totals	4,786							**4,786**							
Counts 79 to 82	Votes transferred	69							**69**							
	Progress totals	4,855							**4,855**							
Counts 83 to 86	Votes transferred	31							**31**							
	Progress totals	4,886							**4,886**							
Count 87	Votes transferred	65							**65**							
	Progress totals	4,951							**4,951**							
Counts 88 to 90	Votes transferred	3							**3**							
	Progress totals	4,954							**4,954**							
Count 91	Votes transferred	19							**19**							
	Progress totals	4,973							**4,973**							
Count 92	Votes transferred	312							**312**							
	Progress totals	5,285							**5,285**							

Quota 8,836

Group C		Group D		Australian Labor Party								Liberal Party								The Nationals			Shooters, Fishers, Farmers TAS	ungrouped												
BADCOCK	Total	GARLAND	Total	BROAD	DIPROSE	DOW	FULLER	HUNT	LUKE	WOODHOUSE	Total	ELLIS	JAENSCH	PARRY	PEARCE	ROCKLIFF	SIMPSON	WYLIE	Total	BESWICK	ROBERTS	Total	PICKIN	Total	BARNES	BURNETT	HAMILTON	MILLET	MORGAN	WELLS	Total	Exhausted Votes	Loss (Gain) by Fraction	Total Votes	Remarks
501	**501**	7,227	**7,227**	4,141	1,578	5,770	1,564	1,828	924	958	**16,763**	3,129	1,849	856	5,175	22,273	1,155	762	**35,199**	767	356	**1,123**	2,355	**2,355**	119	90	126	70	145	142	**692**	0	0	**70,686**	**ROCKLIFF elected 1**
23	**23**	110	**110**	87	38	93	27	91	12	15	**363**	3,806	2,033	856	4,643	-13,437	632	673	**-794**	25	22	**47**	139	**139**	4	3	6	1	2	5	**21**	0	18		ROCKLIFF's surplus distributed
524	**524**	7,337	**7,337**	4,228	1,616	5,863	1,591	1,919	936	973	**17,126**	6,935	3,882	1,712	9,818	8,836	1,787	1,435	**34,405**	792	378	**1,170**	2,494	**2,494**	123	93	132	71	147	147	**713**	0	18	**70,686**	**PEARCE elected 2**
1	**1**	6	**6**	5	2	3	1	3	0	0	**14**	401	262	106	-982		79	90	**-44**	1	1	**2**	7	**7**	0	0	0	0	0	0	**0**	0	13		PEARCE's surplus distributed
525	**525**	7,343	**7,343**	4,233	1,618	5,866	1,592	1,922	936	973	**17,140**	7,336	4,144	1,818	8,836	8,836	1,866	1,525	**34,361**	793	379	**1,172**	2,501	**2,501**	123	93	132	71	147	147	**713**	0	31	**70,686**	
3	**3**	1	**1**	0	0	1	2	0	1	1	**5**	2	0	0			0	0	**2**	0	1	**1**	7	**7**	2	1	3	-71	24	11	**-30**	0	1		MILLET excluded
528	**528**	7,344	**7,344**	4,233	1,618	5,867	1,594	1,922	937	974	**17,145**	7,338	4,144	1,818	8,836	8,836	1,866	1,525	**34,363**	793	380	**1,173**	2,508	**2,508**	125	94	135	0	171	158	**683**	0	32	**70,686**	
1	**1**	4	**4**	0	0	0	0	0	0	2	**2**	0	1	0			0	1	**2**	3	2	**5**	9	**9**	24	-94	6		15	18	**-31**	0	2		BURNETT excluded
529	**529**	7,348	**7,348**	4,233	1,618	5,867	1,594	1,922	937	976	**17,147**	7,338	4,145	1,818	8,836	8,836	1,866	1,526	**34,365**	796	382	**1,178**	2,517	**2,517**	149	0	141		186	176	**652**	0	34	**70,686**	
5	**5**	6	**6**	2	0	2	1	1	1	1	**8**	0	3	0			1	3	**7**	2	0	**2**	1	**1**	2		3		2	0	**7**	0	2		BALDOCK excluded
534	**534**	7,354	**7,354**	4,235	1,618	5,869	1,595	1,923	938	977	**17,155**	7,338	4,148	1,818	8,836	8,836	1,867	1,529	**34,372**	798	382	**1,180**	2,518	**2,518**	151		144		188	176	**659**	0	36	**70,686**	
8	**8**	8	**8**	2	3	3	4	3	2	3	**20**	3	0	0			1	0	**4**	1	3	**4**	4	**4**	1		1		2	0	**4**	0	2		HARRISON excluded
542	**542**	7,362	**7,362**	4,237	1,621	5,872	1,599	1,926	940	980	**17,175**	7,341	4,148	1,818	8,836	8,836	1,868	1,529	**34,376**	799	385	**1,184**	2,522	**2,522**	152		145		190	176	**663**	0	38	**70,686**	
6	**6**	9	**9**	5	2	1	0	1	0	0	**9**	5	3	2			1	1	**12**	2	3	**5**	9	**9**	23		-145		27	17	**-78**	0	5		HAMILTON excluded
548	**548**	7,371	**7,371**	4,242	1,623	5,873	1,599	1,927	940	980	**17,184**	7,346	4,151	1,820	8,836	8,836	1,869	1,530	**34,388**	801	388	**1,189**	2,531	**2,531**	175		0		217	193	**585**	0	43	**70,686**	
17	**17**	27	**27**	0	1	10	0	1	0	0	**12**	4	1	0			0	1	**6**	4	1	**5**	4	**4**	2				1	8	**11**	0	2		COURTNEY excluded
565	**565**	7,398	**7,398**	4,242	1,624	5,883	1,599	1,928	940	980	**17,196**	7,350	4,152	1,820	8,836	8,836	1,869	1,531	**34,394**	805	389	**1,194**	2,535	**2,535**	177				218	201	**596**	0	45	**70,686**	
6	**6**	13	**13**	0	2	4	1	0	1	1	**9**	4	1	0			2	3	**10**	4	2	**6**	7	**7**	-177				30	70	**-77**	0	2		BARNES excluded
571	**571**	7,411	**7,411**	4,242	1,626	5,887	1,600	1,928	941	981	**17,205**	7,354	4,153	1,820	8,836	8,836	1,871	1,534	**34,404**	809	391	**1,200**	2,542	**2,542**	0				248	271	**519**	0	47	**70,686**	
8	**8**	34	**34**	3	1	6	4	0	3	2	**19**	3	5	2			2	1	**13**	3	4	**7**	6	**6**					5	1	**6**	1	2		RYAN excluded
579	**579**	7,445	**7,445**	4,245	1,627	5,893	1,604	1,928	944	983	**17,224**	7,357	4,158	1,822	8,836	8,836	1,873	1,535	**34,417**	812	395	**1,207**	2,548	**2,548**					253	272	**525**	1	49	**70,686**	
5	**5**	41	**41**	3	2	2	2	1	2	4	**16**	11	1	0			2	2	**16**	8	2	**10**	24	**24**					-253	128	**-125**	0	1		MORGAN excluded
584	**584**	7,486	**7,486**	4,248	1,629	5,895	1,606	1,929	946	987	**17,240**	7,368	4,159	1,822	8,836	8,836	1,875	1,537	**34,433**	820	397	**1,217**	2,572	**2,572**					0	400	**400**	1	50	**70,686**	
14	**14**	35	**35**	5	2	7	2	2	2	3	**23**	18	2	2			3	3	**28**	5	3	**8**	7	**7**						2	**2**	0	3		REDGRAVE excluded
598	**598**	7,521	**7,521**	4,253	1,631	5,902	1,608	1,931	948	990	**17,263**	7,386	4,161	1,824	8,836	8,836	1,878	1,540	**34,461**	825	400	**1,225**	2,579	**2,579**						402	**402**	1	53	**70,686**	
5	**5**	11	**11**	2	1	3	3	1	6	3	**19**	13	6	3			4	0	**26**	297	-400	**-103**	27	**27**						1	**1**	0	5		ROBERTS excluded
603	**603**	7,532	**7,532**	4,255	1,632	5,905	1,611	1,932	954	993	**17,282**	7,399	4,167	1,827	8,836	8,836	1,882	1,540	**34,487**	1,122	0	**1,122**	2,606	**2,606**						403	**403**	1	58	**70,686**	
26	**26**	69	**69**	5	3	12	2	5	6	8	**41**	8	2	1			3	5	**19**	33		**33**	130	**130**						-403	**-403**	28	2		WELLS excluded
629	**629**	7,601	**7,601**	4,260	1,635	5,917	1,613	1,937	960	1,001	**17,323**	7,407	4,169	1,828	8,836	8,836	1,885	1,545	**34,506**	1,155		**1,155**	2,736	**2,736**						0	**0**	29	60	**70,686**	
15	**15**	10	**10**	13	1	2	4	1	1	5	**27**	2	1	0			0	1	**4**	1		**1**	8	**8**								2	2		FERGUS excluded
644	**644**	7,611	**7,611**	4,273	1,636	5,919	1,617	1,938	961	1,006	**17,350**	7,409	4,170	1,828	8,836	8,836	1,885	1,546	**34,510**	1,156		**1,156**	2,744	**2,744**								31	62	**70,686**	
12	**12**	14	**14**	7	2	2	1	2	2	14	**30**	3	0	0			3	0	**6**	4		**4**	7	**7**								0	3		KINGSTON excluded
656	**656**	7,625	**7,625**	4,280	1,638	5,921	1,618	1,940	963	1,020	**17,380**	7,412	4,170	1,828	8,836	8,836	1,888	1,546	**34,516**	1,160		**1,160**	2,751	**2,751**								31	65	**70,686**	
21	**21**	24	**24**	3	22	3	5	2	0	2	**37**	2	2	3			1	2	**10**	2		**2**	4	**4**								4	3		WILDEN excluded
677	**677**	7,649	**7,649**	4,283	1,660	5,924	1,623	1,942	963	1,022	**17,417**	7,414	4,172	1,831	8,836	8,836	1,889	1,548	**34,526**	1,162		**1,162**	2,755	**2,755**								35	68	**70,686**	
-677	**-677**	246	**246**	19	19	19	10	24	10	9	**110**	33	11	16			11	10	**81**	36		**36**	65	**65**								24	6		BADCOCK excluded
0	**0**	7,895	**7,895**	4,302	1,679	5,943	1,633	1,966	973	1,031	**17,527**	7,447	4,183	1,847	8,836	8,836	1,900	1,558	**34,607**	1,198		**1,198**	2,820	**2,820**								59	74	**70,686**	
		35	**35**	4	7	11	21	4	5	3	**55**	5	3	3			2	4	**17**	13		**13**	9	**9**								6	1		WARD excluded
		7,930	**7,930**	4,306	1,686	5,954	1,654	1,970	978	1,034	**17,582**	7,452	4,186	1,850	8,836	8,836	1,902	1,562	**34,624**	1,211		**1,211**	2,829	**2,829**								65	75	**70,686**	
		16	**16**	161	239	286	41	57	-978	56	**-138**	11	15	4			3	6	**39**	8		**8**	31	**31**								2	5		LUKE excluded
		7,946	**7,946**	4,467	1,925	6,240	1,695	2,027	0	1,090	**17,444**	7,463	4,201	1,854	8,836	8,836	1,905	1,568	**34,663**	1,219		**1,219**	2,860	**2,860**								67	80	**70,686**	
		31	**31**	289	148	120	283	101		-1,090	**-149**	9	6	2			21	5	**43**	10		**10**	28	**28**								4	3		WOODHOUSE excluded
		7,977	**7,977**	4,756	2,073	6,360	1,978	2,128		0	**17,295**	7,472	4,207	1,856	8,836	8,836	1,926	1,573	**34,706**	1,229		**1,229**	2,888	**2,888**								71	83	**70,686**	
		224	**224**	38	22	49	29	16			**154**	158	71	33			47	31	**340**	-1,229		**-1,229**	296	**296**								47	3		BESWICK excluded
		8,201	**8,201**	4,794	2,095	6,409	2,007	2,144			**17,449**	7,630	4,278	1,889	8,836	8,836	1,973	1,604	**35,046**	0		**0**	3,184	**3,184**								118	86	**70,686**	
		69	**69**	29	17	24	10	32			**112**	7	9	2			3	3	**24**				18	**18**								5	2		JORDAN excluded
		8,270	**8,270**	4,823	2,112	6,433	2,017	2,176			**17,561**	7,637	4,287	1,891	8,836	8,836	1,976	1,607	**35,070**				3,202	**3,202**								123	88	**70,686**	
		544	**544**	47	30	79	32	27			**215**	64	29	16			18	13	**140**				171	**171**								167	1		MARTIN excluded
		8,814	**8,814**	4,870	2,142	6,512	2,049	2,203			**17,776**	7,701	4,316	1,907	8,836	8,836	1,994	1,620	**35,210**				3,373	**3,373**								290	89	**70,686**	
		22	**22**	18	15	17	19	14			**83**	287	202	84			133	-854	**-148**				23	**23**								8	0		WYLIE part excluded
		8,836	**8,836**	4,888	2,157	6,529	2,068	2,217			**17,859**	7,988	4,518	1,991	8,836	8,836	2,127	766	**35,062**				3,396	**3,396**								298	89	**70,686**	**GARLAND elected without surplus 3**
			0	4	3	6	4	7			**24**	255	160	127			186	-766	**-38**				5	**5**								3	3		WYLIE fully excluded
		8,836	**8,836**	4,892	2,160	6,535	2,072	2,224			**17,883**	8,243	4,678	2,118	8,836	8,836	2,313	0	**35,024**				3,401	**3,401**								301	92	**70,686**	
			0	43	59	66	34	25			**227**	13	27	8			7		**55**				52	**52**								71	1		MORROW excluded
		8,836	**8,836**	4,935	2,219	6,601	2,106	2,249			**18,110**	8,256	4,705	2,126	8,836	8,836	2,320		**35,079**				3,453	**3,453**								372	93	**70,686**	
			0	546	332	586	-2,106	364			**-278**	42	34	23			32		**131**				76	**76**								37	(1)		FULLER excluded
		8,836	**8,836**	5,481	2,551	7,187	0	2,613			**17,832**	8,298	4,739	2,149	8,836	8,836	2,352		**35,210**				3,529	**3,529**								409	92	**70,686**	
			0	24	36	29		14			**103**	1,004	435	-2,032			403		**-190**				54	**54**								25	0		PARRY part excluded
		8,836	**8,836**	5,505	2,587	7,216		2,627			**17,935**	9,302	5,174	117	8,836	8,836	2,755		**35,020**				3,583	**3,583**								434	92	**70,686**	**ELLIS elected 4**
			0	1	1	0		0			**2**		68	-117			44		**-5**				1	**1**								0	2		PARRY fully excluded
		8,836	**8,836**	5,506	2,588	7,216		2,627			**17,937**	9,302	5,242	0	8,836	8,836	2,799		**35,015**				3,584	**3,584**								434	94	**70,686**	
			0	2	1	0		0			**3**	-466	163				290		**-13**				3	**3**								2	5		ELLIS' surplus distributed
		8,836	**8,836**	5,508	2,589	7,216		2,627			**17,940**	8,836	5,405		8,836	8,836	3,089		**35,002**				3,587	**3,587**								436	99	**70,686**	
			0	527	-2,589	959		726			**-377**		36				67		**103**				119	**119**								87	(1)		DIPROSE excluded
		8,836	**8,836**	6,035	0	8,175		3,353			**17,563**	8,836	5,441		8,836	8,836	3,156		**35,105**				3,706	**3,706**								523	98	**70,686**	
			0	72		204		53			**329**		2,533				-3,156		**-623**				126	**126**								137	0		SIMPSON excluded
		8,836	**8,836**	6,107		8,379		3,406			**17,892**	8,836	7,974		8,836	8,836	0		**34,482**				3,832	**3,832**								660	98	**70,686**	
			0	1,462		1,221		-3,281			**-598**		124						**124**				247	**247**								162	0		HUNT part excluded
		8,836	**8,836**	7,569		9,600		125			**17,294**	8,836	8,098		8,836	8,836			**34,606**				4,079	**4,079**								822	98	**70,686**	**DOW elected 5**
			0	31				-125			**-94**		29						**29**				27	**27**								38	(3)		HUNT fully excluded
		8,836	**8,836**	7,600		9,600		0			**17,200**	8,836	8,127		8,836	8,836			**34,635**				4,106	**4,106**								860	95	**70,686**	
			0	649		-764					**-115**		10						**10**				**25**	**25**								59	2		DOW's surplus distributed
		8,836	**8,836**	8,249		8,836					**17,085**	8,836	8,137		8,836	8,836			**34,645**				4,131	**4,131**								919	97	**70,686**	
			0	733							**733**		904						**904**				-3,854	**-3,854**								1,905	0		PICKIN part excluded
		8,836	**8,836**	8,982		8,836					**17,818**	8,836	9,041		8,836	8,836			**35,549**				277	**277**								2,824	97	**70,686**	**JAENSCH elected 6, BROAD elected 7**

Division of CLARK

Distribution of preferences

		Australian Labor Party								Tasmanian Greens							
		HADDAD	KAMARA	McLAREN	McLAUGHLIN	MARTIN	SHIRLEY	WILLIE	Total	BAYLEY	BURNET	CARUANA	JONES	SHELLEY	TEMPLETON	VOLF	Total
Count 1	Primary votes	5,627	1,826	793	898	1,997	605	5,552	**17,298**	5,793	4,469	518	898	1,250	542	657	**14,127**
Count 2	Votes transferred	129	36	5	11	23	4	86	**294**	317	231	15	24	37	18	17	**659**
	Total votes	5,756	1,862	798	909	2,020	609	5,638	**17,592**	6,110	4,700	533	922	1,287	560	674	**14,786**
Counts 3 to 4	Votes transferred	7	4	2	0	4	0	5	**22**	3	8	2	4	2	3	2	**24**
	Total votes	5,763	1,866	800	909	2,024	609	5,643	**17,614**	6,113	4,708	535	926	1,289	563	676	**14,810**
Counts 5 to 6	Votes transferred	17	4	2	5	1	2	10	**41**	24	33	7	6	13	3	5	**91**
	Total votes	5,780	1,870	802	914	2,025	611	5,653	**17,655**	6,137	4,741	542	932	1,302	566	681	**14,901**
Counts 7 to 8	Votes transferred	5	6	3	1	2	2	9	**28**	17	220	-542	19	204	22	17	**-43**
	Total votes	5,785	1,876	805	915	2,027	613	5,662	**17,683**	6,154	4,961	0	951	1,506	588	698	**14,858**
Counts 9 to 10	Votes transferred	23	3	2	5	2	0	7	**42**	200	48		45	56	-588	172	**-67**
	Total votes	5,808	1,879	807	920	2,029	613	5,669	**17,725**	6,354	5,009		996	1,562	0	870	**14,791**
Counts 11 to 12	Votes transferred	160	177	52	55	38	-613	63	**-68**	5	4		6	24		5	**44**
	Total votes	5,968	2,056	859	975	2,067	0	5,732	**17,657**	6,359	5,013		1,002	1,586		875	**14,835**
Counts 13 to 14	Votes transferred	12	3	4	2	0		6	**27**	3	1		3	1		2	**10**
	Total votes	5,980	2,059	863	977	2,067		5,738	**17,684**	6,362	5,014		1,005	1,587		877	**14,845**
Counts 15 to 16	Votes transferred	99	59	-863	236	118		235	**-116**	18	9		14	9		24	**74**
	Total votes	6,079	2,118	0	1,213	2,185		5,973	**17,568**	6,380	5,023		1,019	1,596		901	**14,919**
Counts 17 to 18	Votes transferred	25	6		14	6		17	**68**	233	416		62	69		-901	**-121**
	Total votes	6,104	2,124		1,227	2,191		5,990	**17,636**	6,613	5,439		1,081	1,665		0	**14,798**
Counts 19 to 20	Votes transferred	34	31		11	10		20	**106**	169	129		53	88			**439**
	Total votes	6,138	2,155		1,238	2,201		6,010	**17,742**	6,782	5,568		1,134	1,753			**15,237**
Counts 21 to 22	Votes transferred	8	5		2	6		23	**44**	5	5		5	3			**18**
	Total votes	6,146	2,160		1,240	2,207		6,033	**17,786**	6,787	5,573		1,139	1,756			**15,255**
Counts 23 to 24	Votes transferred	36	30		18	14		14	**112**	395	212		-1,139	354			**-178**
	Total votes	6,182	2,190		1,258	2,221		6,047	**17,898**	7,182	5,785		0	2,110			**15,077**
Counts 25 to 26	Votes transferred	426	102		-1,258	306		269	**-155**	55	21			29			**105**
	Total votes	6,608	2,292		0	2,527		6,316	**17,743**	7,237	5,806			2,139			**15,182**
Counts 27 to 28	Votes transferred	15	7		12			14	**48**	6	10			2			**18**
	Total votes	6,623	2,299		2,539			6,330	**17,791**	7,243	5,816			2,141			**15,200**
Counts 29 to 30	Votes transferred	24	22		16			21	**83**	7	10			6			**23**
	Total votes	6,647	2,321		2,555			6,351	**17,874**	7,250	5,826			2,147			**15,223**
Counts 31 to 32	Votes transferred	70	51		18			34	**173**	753	1,113			-2,147			**-281**
	Total votes	6,717	2,372		2,573			6,385	**18,047**	8,003	6,939			0			**14,942**
Count 33	Votes transferred	854	-2,330		534			467	**-475**	127	111						**238**
	Total votes	7,571	42		3,107			6,852	**17,572**	8,130	7,050						**15,180**
Count 34	Votes transferred	16	-42		6			6	**-14**		6						**6**
	Total votes	7,587	0		3,113			6,858	**17,558**	8,130	7,056						**15,186**
Count 35	Votes transferred	17			21			5	**43**	-124	57						**-67**
	Total votes	7,604			3,134			6,863	**17,601**	8,006	7,113						**15,119**
Count 36	Votes transferred	1,149			-3,082			1,512	**-421**		122						**122**
	Total votes	8,753			52			8,375	**17,180**	8,006	7,235						**15,241**
Counts 37 to 38	Votes transferred				-52				**-52**		24						**24**
	Total votes	8,753			0			8,375	**17,128**	8,006	7,259						**15,265**
Count 39	Votes transferred	-747							**-747**		150						**150**
	Total votes	8,006						8,375	**16,381**	8,006	7,409						**15,415**
Count 40	Votes transferred							-369	**-369**		61						**61**
	Total votes	8,006						8,006	**16,012**	8,006	7,470						**15,476**
Count 41	Votes transferred								**0**		936						**936**
	Total votes	8,006						8,006	**16,012**	8,006	8,406						**16,412**
Counts 42 to 45	Votes transferred								**0**								**0**
	Total votes	8,006						8,006	**16,012**	8,006	8,406						**16,412**
Count 46	Votes transferred								**0**		-400						**-400**
	Total votes	8,006						8,006	**16,012**	8,006	8,006						**16,012**
Count 47	Votes transferred								**0**								**0**
	Total votes	8,006						8,006	**16,012**	8,006	8,006						**16,012**

PLEASE FOLD OUT ▶

Quota 8,006

Group C		Group D		Liberal Party								ungrouped							
JOHNSTON	Total	ARCHER	Total	BARNETT	BEHRAKIS	DI FLORIO	JOHNSTONE	OGILVIE	VERMEY	WAN	Total	GOLDSMITH	MACGOWAN	PHIPPS	Total	Exhausted Votes	Loss (Gain) by Fraction	Total Votes	Remarks
9,629	**9,629**	2,141	**2,141**	1,154	5,122	1,372	1,007	4,452	5,870	647	**19,624**	359	300	564	**1,223**	0	0	**64,042**	**JOHNSTON elected 1**
-1,623	**-1,623**	451	**451**	6	16	10	6	30	22	2	**92**	25	17	71	**113**	0	14		JOHNSTON's surplus distributed
8,006	**8,006**	2,592	**2,592**	1,160	5,138	1,382	1,013	4,482	5,892	649	**19,716**	384	317	635	**1,336**	0	14	**64,042**	
		35	**35**	6	9	5	0	5	14	5	**44**	84	-317	103	**-130**	0	5		MACGOWAN excluded
8,006	**8,006**	2,627	**2,627**	1,166	5,147	1,387	1,013	4,487	5,906	654	**19,760**	468	0	738	**1,206**	0	19	**64,042**	
		40	**40**	4	10	6	5	5	9	0	**39**	-468		253	**-215**	0	4		GOLDSMITH excluded
8,006	**8,006**	2,667	**2,667**	1,170	5,157	1,393	1,018	4,492	5,915	654	**19,799**	0		991	**991**	0	23	**64,042**	
		5	**5**	2	0	1	1	0	0	1	**5**			2	**2**	0	3		CARUANA excluded
8,006	**8,006**	2,672	**2,672**	1,172	5,157	1,394	1,019	4,492	5,915	655	**19,804**			993	**993**	0	26	**64,042**	
		9	**9**	0	2	1	1	2	0	2	**8**			5	**5**	0	3		TEMPLETON excluded
8,006	**8,006**	2,681	**2,681**	1,172	5,159	1,395	1,020	4,494	5,915	657	**19,812**			998	**998**	0	29	**64,042**	
		5	**5**	2	2	1	0	1	11	1	**18**			0	**0**	0	1		SHIRLEY excluded
8,006	**8,006**	2,686	**2,686**	1,174	5,161	1,396	1,020	4,495	5,926	658	**19,830**			998	**998**	0	30	**64,042**	
		13	**13**	183	56	168	54	73	70	-658	**-54**			2	**2**	0	2		WAN excluded
8,006	**8,006**	2,699	**2,699**	1,357	5,217	1,564	1,074	4,568	5,996	0	**19,776**			1,000	**1,000**	0	32	**64,042**	
		6	**6**	12	3	0	0	5	9		**29**			4	**4**	0	3		McLAREN excluded
8,006	**8,006**	2,705	**2,705**	1,369	5,220	1,564	1,074	4,573	6,005		**19,805**			1,004	**1,004**	0	35	**64,042**	
		29	**29**	7	1	1	0	4	6		**19**			3	**3**	0	2		VOLF excluded
8,006	**8,006**	2,734	**2,734**	1,376	5,221	1,565	1,074	4,577	6,011		**19,824**			1,007	**1,007**	0	37	**64,042**	
		377	**377**	5	13	13	16	14	16		**77**			-1,007	**-1,007**	2	6		PHIPPS excluded
8,006	**8,006**	3,111	**3,111**	1,381	5,234	1,578	1,090	4,591	6,027		**19,901**			0	**0**	2	43	**64,042**	
		29	**29**	107	171	86	-1,090	284	348		**-94**					0	3		JOHNSTONE excluded
8,006	**8,006**	3,140	**3,140**	1,488	5,405	1,664	0	4,875	6,375		**19,807**					2	46	**64,042**	
		32	**32**	5	15	4		5	2		**31**					3	0		JONES excluded
8,006	**8,006**	3,172	**3,172**	1,493	5,420	1,668		4,880	6,377		**19,838**					5	46	**64,042**	
		22	**22**	6	5	5		7	2		**25**					2	1		McLAUGHLIN excluded
8,006	**8,006**	3,194	**3,194**	1,499	5,425	1,673		4,887	6,379		**19,863**					7	47	**64,042**	
		32	**32**	-1,499	237	320		689	154		**-99**					0	1		BARNETT excluded
8,006	**8,006**	3,226	**3,226**	0	5,662	1,993		5,576	6,533		**19,764**					7	48	**64,042**	
		41	**41**		590	-1,993		568	683		**-152**					3	2		DI FLORIO excluded
8,006	**8,006**	3,267	**3,267**		6,252	0		6,144	7,216		**19,612**					10	50	**64,042**	
		54	**54**		14			14	15		**43**					11	0		SHELLEY excluded
8,006	**8,006**	3,321	**3,321**		6,266			6,158	7,231		**19,655**					21	50	**64,042**	
		96	**96**		44			36	46		**126**					15	0		KAMARA part excluded
8,006	**8,006**	3,417	**3,417**		6,310			6,194	7,277		**19,781**					36	50	**64,042**	**BAYLEY elected 2**
		5	**5**		1			0	0		**1**					0	2		KAMARA fully excluded
8,006	**8,006**	3,422	**3,422**		6,311			6,194	7,277		**19,782**					36	52	**64,042**	
		6	**6**		1			0	0		**1**					11	6		BAYLEY's surplus distributed
8,006	**8,006**	3,428	**3,428**		6,312			6,194	7,277		**19,783**					47	58	**64,042**	
		100	**100**		52			61	44		**157**					42	0		MARTIN part excluded
8,006	**8,006**	3,528	**3,528**		6,364			6,255	7,321		**19,940**					89	58	**64,042**	**HADDAD elected 3, WILLIE elected 4**
		5	**5**		1			4	0		**5**					18	0		MARTIN fully excluded
8,006	**8,006**	3,533	**3,533**		6,365			6,259	7,321		**19,945**					107	58	**64,042**	
		114	**114**		18			34	24		**76**					404	3		HADDAD's surplus distributed
8,006	**8,006**	3,647	**3,647**		6,383			6,293	7,345		**20,021**					511	61	**64,042**	
		48	**48**		9			16	14		**39**					217	4		WILLIE's surplus distributed
8,006	**8,006**	3,695	**3,695**		6,392			6,309	7,359		**20,060**					728	65	**64,042**	
		-3,035	**-3,035**		383			536	505		**1,424**					675	0		ARCHER part excluded
8,006	**8,006**	660	**660**		6,775			6,845	7,864		**21,484**					1,403	65	**64,042**	**BURNET elected 5**
		-660	**-660**		71			158	111		**340**					320	0		ARCHER fully excluded
8,006	**8,006**	0	**0**		6,846			7,003	7,975		**21,824**					1,723	65	**64,042**	
					36			66	71		**173**					226	1		BURNET's surplus distributed
8,006	**8,006**				6,882			7,069	8,046		**21,997**					1,949	66	**64,042**	**VERMEY elected 6**
					20			13	-40		**-7**					5	2		VERMEY's surplus distributed
8,006	**8,006**				6,902			7,082	8,006		**21,990**					1,954	68	**64,042**	**OGILVIE elected 7**

PLEASE FOLD OUT ▶

Division of FRANKLIN

Distribution of preferences

		Australian Labor Party								Group B	
		BROWN	DEANE	DI VIRGILIO	HANNAN	MEYERS	MUNDAY	WINTER	Total	O'BYRNE	Total
Count 1	Primary votes	3,196	1,416	396	524	687	2,169	8,241	**16,629**	8,223	**8,223**
Count 2	Votes transferred	36	20	3	4	3	31	79	**176**	211	**211**
	Progress totals	3,232	1,436	399	528	690	2,200	8,320	**16,805**	8,434	**8,434**
Count 3	Votes transferred	0	0	0	0	0	0	0	**0**	0	**0**
	Progress totals	3,232	1,436	399	528	690	2,200	8,320	**16,805**	8,434	**8,434**
Counts 4 to 6	Votes transferred	0	0	0	0	0	0	2	**2**	5	**5**
	Progress totals	3,232	1,436	399	528	690	2,200	8,322	**16,807**	8,439	**8,439**
Counts 7 to 9	Votes transferred	0	0	1	4	0	1	1	**7**	3	**3**
	Progress totals	3,232	1,436	400	532	690	2,201	8,323	**16,814**	8,442	**8,442**
Counts 10 to 12	Votes transferred	2	1	1	0	0	0	7	**11**	25	**25**
	Progress totals	3,234	1,437	401	532	690	2,201	8,330	**16,825**	8,467	**8,467**
Counts 13 to 14	Votes transferred	8	2	1	2	3	1	2	**19**	24	**24**
	Progress totals	3,242	1,439	402	534	693	2,202	8,332	**16,844**	8,491	**8,491**
Counts 15 to 17	Votes transferred	3	1	0	0	2	2	3	**11**	19	**19**
	Progress totals	3,245	1,440	402	534	695	2,204	8,335	**16,855**	8,510	**8,510**
Counts 18 to 19	Votes transferred	2	1	10	1	2	2	1	**19**	4	**4**
	Progress totals	3,247	1,441	412	535	697	2,206	8,336	**16,874**	8,514	**8,514**
Counts 20 to 21	Votes transferred	31	124	-412	19	24	125	24	**-65**	25	**25**
	Progress totals	3,278	1,565	0	554	721	2,331	8,360	**16,809**	8,539	**8,539**
Counts 22 to 24	Votes transferred	8	4		0	1	6	11	**30**	36	**36**
	Progress totals	3,286	1,569		554	722	2,337	8,371	**16,839**	8,575	**8,575**
Counts 25 to 26	Votes transferred	2	2		2	6	5	7	**24**	16	**16**
	Progress totals	3,288	1,571		556	728	2,342	8,378	**16,863**	8,591	**8,591**
Counts 27 to 28	Votes transferred	57	39		-556	168	49	175	**-68**	20	**20**
	Progress totals	3,345	1,610		0	896	2,391	8,553	**16,795**	8,611	**8,611**
Counts 29 to 30	Votes transferred	10	10			8	8	20	**56**	183	**183**
	Progress totals	3,355	1,620			904	2,399	8,573	**16,851**	8,794	**8,794**
Counts 31 to 33	Votes transferred	26	4			5	5	12	**52**	9	**9**
	Progress totals	3,381	1,624			909	2,404	8,585	**16,903**	8,803	**8,803**
Counts 34 to 36	Votes transferred	7	7			1	10	3	**28**	32	**32**
	Progress totals	3,388	1,631			910	2,414	8,588	**16,931**	8,835	**8,835**
Count 37	Votes transferred	10	20			10	5	8	**53**	23	**23**
	Progress totals	3,398	1,651			920	2,419	8,596	**16,984**	8,858	**8,858**
Counts 38 to 39	Votes transferred	0	1			0	0	1	**2**	2	**2**
	Progress totals	3,398	1,652			920	2,419	8,597	**16,986**	8,860	**8,860**
Count 40	Votes transferred	1	1			0	0	2	**4**	3	**3**
	Progress totals	3,399	1,653			920	2,419	8,599	**16,990**	8,863	**8,863**
Counts 41 to 42	Votes transferred	166	307			-920	137	213	**-97**	44	**44**
	Progress totals	3,565	1,960			0	2,556	8,812	**16,893**	8,907	**8,907**
Counts 43 to 46	Votes transferred	13	3				21	9	**46**	33	**33**
	Progress totals	3,578	1,963				2,577	8,821	**16,939**	8,940	**8,940**
Counts 47 to 49	Votes transferred	50	28				44	55	**177**	262	**262**
	Progress totals	3,628	1,991				2,621	8,876	**17,116**	9,202	**9,202**
Count 50	Votes transferred	0	0				0	0	**0**		**0**
	Progress totals	3,628	1,991				2,621	8,876	**17,116**	9,202	**9,202**
Count 51	Votes transferred	4	3				2	7	**16**	-76	**-76**
	Progress totals	3,632	1,994				2,623	8,883	**17,132**	9,126	**9,126**
Counts 52 to 55	Votes transferred	26	6				16	25	**73**		**0**
	Progress totals	3,658	2,000				2,639	8,908	**17,205**	9,126	**9,126**
Count 56	Votes transferred	692	-1,963				413	674	**-184**		**0**
	Progress totals	4,350	37				3,052	9,582	**17,021**	9,126	**9,126**
Counts 57 to 60	Votes transferred	17	-37				10		**-10**		**0**
	Progress totals	4,367	0				3,062	9,582	**17,011**	9,126	**9,126**
Count 61	Votes transferred	260					130	-456	**-66**		**0**
	Progress totals	4,627					3,192	9,126	**16,945**	9,126	**9,126**
Counts 62 to 67	Votes transferred	39					29		**68**		**0**
	Progress totals	4,666					3,221	9,126	**17,013**	9,126	**9,126**
Counts 68 to 73	Votes transferred	645					515		**1,160**		**0**
	Progress totals	5,311					3,736	9,126	**18,173**	9,126	**9,126**
Count 74	Votes transferred	58					47		**105**		**0**
	Progress totals	5,369					3,783	9,126	**18,278**	9,126	**9,126**
Counts 75 to 79	Votes transferred	3					4		**7**		**0**
	Progress totals	5,372					3,787	9,126	**18,285**	9,126	**9,126**
Count 80	Votes transferred	**6**					**3**		**9**		**0**
	Progress totals	5,378					3,790	9,126	**18,294**	9,126	**9,126**
Counts 81 to 86	Votes transferred	3,285					-3,790		**-505**		**0**
	Progress totals	8,663					0	9,126	**17,789**	9,126	**9,126**

Quota 9,126

Group C								Liberal Party								Tasmanian Greens								ungrouped						
ALLINSON	BACON	CHERRIE	GEORGE	HOUSTON	JENNER	MATERIA	Total	ABETZ	GARVIN	HOWLETT	MILLER	PETRUSMA	STREET	YOUNG	Total	ALLEN	CHAPMAN	CORDOVER	DONNELLON	FITZGERALD	MUNSHI	WOODRUFF	Total	GIBBENS	WILLINK	Total	Exhausted Votes	Loss (Gain) by Fraction	Total Votes	Remarks
143	231	146	11,499	179	191	110	**12,499**	9,109	1,611	1,293	1,282	5,835	3,719	2,241	**25,090**	600	375	384	333	811	257	7,124	**9,884**	330	352	**682**	0	0	**73,007**	**GEORGE elected 1**
218	135	151	-2,373	106	131	66	**-1,566**	19	6	3	2	27	12	7	**76**	35	19	28	15	65	14	883	**1,059**	7	23	**30**	0	14		GEORGE's surplus distributed
361	366	297	9,126	285	322	176	**10,933**	9,128	1,617	1,296	1,284	5,862	3,731	2,248	**25,166**	635	394	412	348	876	271	8,007	**10,943**	337	375	**712**	0	14	**73,007**	**ABETZ elected 2**
0	0	0		0	0	0	**0**	-2	0	0	0	0	0	0	**-2**	0	0	0	0	0	0	0	**0**	0	0	**0**	0	2		ABETZ's surplus distributed
361	366	297	9,126	285	322	176	**10,933**	9,126	1,617	1,296	1,284	5,862	3,731	2,248	**25,164**	635	394	412	348	876	271	8,007	**10,943**	337	375	**712**	0	16	**73,007**	
19	50	20		31	18	-176	**-38**		1	0	0	2	0	0	**3**	0	1	2	0	1	0	7	**11**	5	6	**11**	0	6		MATERIA excluded
380	416	317	9,126	316	340	0	**10,895**	9,126	1,618	1,296	1,284	5,864	3,731	2,248	**25,167**	635	395	414	348	877	271	8,014	**10,954**	342	381	**723**	0	22	**73,007**	
0	0	1		0	0		**1**		0	0	1	1	2	0	**4**	11	11	82	7	110	-271	31	**-19**	1	0	**1**	0	3		MUNSHI excluded
380	416	318	9,126	316	340		**10,896**	9,126	1,618	1,296	1,285	5,865	3,733	2,248	**25,171**	646	406	496	355	987	0	8,045	**10,935**	343	381	**724**	0	25	**73,007**	
60	47	31		-316	64		**-114**		1	3	5	5	2	1	**17**	3	4	5	2	4		27	**45**	4	6	**10**	0	6		HOUSTON excluded
440	463	349	9,126	0	404		**10,782**	9,126	1,619	1,299	1,290	5,870	3,735	2,249	**25,188**	649	410	501	357	991		8,072	**10,980**	347	387	**734**	0	31	**73,007**	
6	14	10			12		**42**		2	2	3	4	6	0	**17**	5	2	0	4	3		16	**30**	-347	212	**-135**	0	3		GIBBENS excluded
446	477	359	9,126		416		**10,824**	9,126	1,621	1,301	1,293	5,874	3,741	2,249	**25,205**	654	412	501	361	994		8,088	**11,010**	0	599	**599**	0	34	**73,007**	
117	87	-359			52		**-103**		0	2	1	2	3	2	**10**	5	3	6	0	2		36	**52**		6	**6**	0	5		CHERRIE excluded
563	564	0	9,126		468		**10,721**	9,126	1,621	1,303	1,294	5,876	3,744	2,251	**25,215**	659	415	507	361	996		8,124	**11,062**		605	**605**	0	39	**73,007**	
2	2				1		**5**		0	1	1	0	2	5	**9**	20	136	16	-361	19		128	**-42**		3	**3**	0	2		DONNELLON excluded
565	566		9,126		469		**10,726**	9,126	1,621	1,304	1,295	5,876	3,746	2,256	**25,224**	679	551	523	0	1,015		8,252	**11,020**		608	**608**	0	41	**73,007**	
2	4				1		**7**		2	1	1	3	4	5	**16**	1	4	0		1		8	**14**		2	**2**	0	1		DI VIRGILIO excluded
567	570		9,126		470		**10,733**	9,126	1,623	1,305	1,296	5,879	3,750	2,261	**25,240**	680	555	523		1,016		8,260	**11,034**		610	**610**	0	42	**73,007**	
116	179				-470		**-175**		2	5	1	9	4	5	**26**	2	4	4		3		45	**58**		19	**19**	0	6		JENNER excluded
683	749		9,126		0		**10,558**	9,126	1,625	1,310	1,297	5,888	3,754	2,266	**25,266**	682	559	527		1,019		8,305	**11,092**		629	**629**	0	48	**73,007**	
2	2						**4**		1	1	0	2	1	3	**8**	36	201	-527		151		78	**-61**		7	**7**	0	2		CORDOVER excluded
685	751		9,126				**10,562**	9,126	1,626	1,311	1,297	5,890	3,755	2,269	**25,274**	718	760	0		1,170		8,383	**11,031**		636	**636**	0	50	**73,007**	
2	6						**8**		3	3	2	0	4	4	**16**	6	3			7		5	**21**		2	**2**	0	1		HANNAN excluded
687	757		9,126				**10,570**	9,126	1,629	1,314	1,299	5,890	3,759	2,273	**25,290**	724	763			1,177		8,388	**11,052**		638	**638**	0	51	**73,007**	
83	99						**182**		11	17	10	27	13	16	**94**	16	24			23		55	**118**		-638	**-638**	2	3		WILLINK excluded
770	856		9,126				**10,752**	9,126	1,640	1,331	1,309	5,917	3,772	2,289	**25,384**	740	787			1,200		8,443	**11,170**		0	**0**	2	54	**73,007**	
6	6						**12**		0	3	4	5	5	2	**19**	-740	68			204		374	**-94**				0	2		ALLEN excluded
776	862		9,126				**10,764**	9,126	1,640	1,334	1,313	5,922	3,777	2,291	**25,403**	0	855			1,404		8,817	**11,076**				2	56	**73,007**	
-776	569						**-207**		5	2	9	13	1	2	**32**	3				10		79	**92**				19	4		ALLINSON excluded
0	1,431		9,126				**10,557**	9,126	1,645	1,336	1,322	5,935	3,778	2,293	**25,435**	858				1,414		8,896	**11,168**				21	60	**73,007**	
	15						**15**		10	1	3	8	3	3	**28**	-817				289		404	**-124**				5	0		CHAPMAN part excluded
	1,446		9,126				**10,572**	9,126	1,655	1,337	1,325	5,943	3,781	2,296	**25,463**	41				1,703		9,300	**11,044**				26	60	**73,007**	**WOODRUFF elected 3**
	3						**3**		0	0	0	0	0	0	**0**	-41				32			**-9**				4	(2)		CHAPMAN fully excluded
	1,449		9,126				**10,575**	9,126	1,655	1,337	1,325	5,943	3,781	2,296	**25,463**	0				1,735		9,300	**11,035**				30	58	**73,007**	
	1						**1**		0	0	0	3	0	0	**3**					157		-174	**-17**				1	5		WOODRUFF's surplus distributed
	1,450		9,126				**10,576**	9,126	1,655	1,337	1,325	5,946	3,781	2,296	**25,466**					1,892		9,126	**11,018**				31	63	**73,007**	
	7						**7**		2	1	5	15	6	4	**33**					10			**10**				3	0		MEYERS excluded
	1,457		9,126				**10,583**	9,126	1,657	1,338	1,330	5,961	3,787	2,300	**25,499**					1,902		9,126	**11,028**				34	63	**73,007**	
	3						**3**		104	198	-1,330	449	344	143	**-92**					4			**4**				5	1		MILLER excluded
	1,460		9,126				**10,586**	9,126	1,761	1,536	0	6,410	4,131	2,443	**25,407**					1,906		9,126	**11,032**				39	64	**73,007**	
	-1,460						**-1,460**		18	15		36	17	17	**103**					423			**423**				495	0		BACON part excluded
	0		9,126				**9,126**	9,126	1,779	1,551		6,446	4,148	2,460	**25,510**					2,329		9,126	**11,455**				534	64	**73,007**	**O'BYRNE elected 4**
	0						**0**		0	0		0	0	0	**0**					0			**0**				0	0		BACON fully excluded
	0		9,126				**9,126**	9,126	1,779	1,551		6,446	4,148	2,460	**25,510**					2,329		9,126	**11,455**				534	64	**73,007**	
							0		1	0		4	1	1	**7**					28			**28**				20	5		O'BYRNE's surplus distributed
			9,126				**9,126**	9,126	1,780	1,551		6,450	4,149	2,461	**25,517**					2,357		9,126	**11,483**				554	69	**73,007**	
							0		339	-1,551		458	269	387	**-98**					10			**10**				14	1		HOWLETT excluded
			9,126				**9,126**	9,126	2,119	0		6,908	4,418	2,848	**25,419**					2,367		9,126	**11,493**				568	70	**73,007**	
							0		30			37	27	33	**127**					30			**30**				27	0		DEANE part excluded
			9,126				**9,126**	9,126	2,149			6,945	4,445	2,881	**25,546**					2,397		9,126	**11,523**				595	70	**73,007**	**WINTER elected 5**
							0		0			2	0	0	**2**					3			**3**				5	0		DEANE fully excluded
			9,126				**9,126**	9,126	2,149			6,947	4,445	2,881	**25,548**					2,400		9,126	**11,526**				600	70	**73,007**	
							0		8			11	5	4	**28**					18			**18**				16	4		WINTER's surplus distributed
			9,126				**9,126**	9,126	2,157			6,958	4,450	2,885	**25,576**					2,418		9,126	**11,544**				616	74	**73,007**	
							0		-2,157			976	630	426	**-125**					24			**24**				32	1		GARVIN excluded
			9,126				**9,126**	9,126	0			7,934	5,080	3,311	**25,451**					2,442		9,126	**11,568**				648	75	**73,007**	
							0					80	47	58	**185**					-2,442			**-2,442**				1,099	(2)		FITZGERALD excluded
			9,126				**9,126**	9,126				8,014	5,127	3,369	**25,636**					0		9,126	**9,126**				1,747	73	**73,007**	
							0					1,406	1,730	-3,341	**-205**								**0**				100	0		YOUNG part excluded
			9,126				**9,126**	9,126				9,420	6,857	28	**25,431**							9,126	**9,126**				1,847	73	**73,007**	**PETRUSMA elected 6**
							0						19	-28	**-9**								**0**				6	(4)		YOUNG fully excluded
			9,126				**9,126**	9,126				9,420	6,876	0	**25,422**							9,126	**9,126**				1,853	69	**73,007**	
							0					-294	269		**-25**								**0**				14	2		PETRUSMA's surplus distributed
			9,126				**9,126**	9,126				9,126	7,145		**25,397**							9,126	**9,126**				1,867	71	**73,007**	
							0						140		**140**								**0**				370	(5)		MUNDAY excluded
			9,126				**9,126**	9,126				9,126	7,285		**25,537**							9,126	**9,126**				2,237	66	**73,007**	**BROWN elected 7**

Division of LYONS

Distribution of preferences

		Shooters, Fishers, Farmers TAS	The Nationals						Tasmanian Greens							
		DI FALCO	Total	HADDON-CAVE	JENNER	MANDELSON	PYECROFT	TUCKER	Total	ALLAN	BADGER	BROWN	CAVANAGH	HOUGHTON	RUBENACH-QUINN	SHAPCOTT	Total
Count 1	Primary votes	5,050	**5,050**	200	833	263	273	1,608	**3,177**	932	5,507	776	514	563	1,053	813	**10,158**
Count 2	Votes transferred	5	**5**	0	0	0	0	1	**1**	0	0	0	0	0	0	0	**0**
	Progress totals	5,055	**5,055**	200	833	263	273	1,609	**3,178**	932	5,507	776	514	563	1,053	813	**10,158**
Count 3	Votes transferred	1	**1**	0	0	0	0	0	**0**	0	0	0	0	0	0	0	**0**
	Progress totals	5,056	**5,056**	200	833	263	273	1,609	**3,178**	932	5,507	776	514	563	1,053	813	**10,158**
Counts 4 to 5	Votes transferred	10	**10**	1	4	1	0	1	**7**	0	1	3	0	0	4	1	**9**
	Progress totals	5,066	**5,066**	201	837	264	273	1,610	**3,185**	932	5,508	779	514	563	1,057	814	**10,167**
Counts 6 to 7	Votes transferred	6	**6**	-201	87	47	12	15	**-40**	3	4	3	1	1	2	4	**18**
	Progress totals	5,072	**5,072**	0	924	311	285	1,625	**3,145**	935	5,512	782	515	564	1,059	818	**10,185**
Counts 8 to 10	Votes transferred	5	**5**		0	0	1	5	**6**	1	0	1	0	0	1	1	**4**
	Progress totals	5,077	**5,077**		924	311	286	1,630	**3,151**	936	5,512	783	515	564	1,060	819	**10,189**
Counts 11 to 12	Votes transferred	7	**7**		33	79	-286	91	**-83**	1	10	6	2	4	6	3	**32**
	Progress totals	5,084	**5,084**		957	390	0	1,721	**3,068**	937	5,522	789	517	568	1,066	822	**10,221**
Counts 13 to 14	Votes transferred	18	**18**		5	2		4	**11**	0	4	1	1	1	1	1	**9**
	Progress totals	5,102	**5,102**		962	392		1,725	**3,079**	937	5,526	790	518	569	1,067	823	**10,230**
Counts 15 to 17	Votes transferred	13	**13**		152	-392		150	**-90**	6	4	7	6	5	8	5	**41**
	Progress totals	5,115	**5,115**		1,114	0		1,875	**2,989**	943	5,530	797	524	574	1,075	828	**10,271**
Counts 18 to 20	Votes transferred	106	**106**		6			18	**24**	5	5	1	1	1	0	1	**14**
	Progress totals	5,221	**5,221**		1,120			1,893	**3,013**	948	5,535	798	525	575	1,075	829	**10,285**
Counts 21 to 22	Votes transferred	4	**4**		1			2	**3**	22	36	165	-525	22	20	200	**-60**
	Progress totals	5,225	**5,225**		1,121			1,895	**3,016**	970	5,571	963	0	597	1,095	1,029	**10,225**
Counts 23 to 25	Votes transferred	10	**10**		5			6	**11**	32	39	32		-597	235	187	**-72**
	Progress totals	5,235	**5,235**		1,126			1,901	**3,027**	1,002	5,610	995		0	1,330	1,216	**10,153**
Counts 26 to 28	Votes transferred	55	**55**		13			21	**34**	9	76	12			10	16	**123**
	Progress totals	5,290	**5,290**		1,139			1,922	**3,061**	1,011	5,686	1,007			1,340	1,232	**10,276**
Counts 29 to 31	Votes transferred	49	**49**		19			31	**50**	11	48	11			13	13	**96**
	Progress totals	5,339	**5,339**		1,158			1,953	**3,111**	1,022	5,734	1,018			1,353	1,245	**10,372**
Counts 32 to 34	Votes transferred	19	**19**		2			1	**3**	3	7	6			6	1	**23**
	Progress totals	5,358	**5,358**		1,160			1,954	**3,114**	1,025	5,741	1,024			1,359	1,246	**10,395**
Counts 35 to 37	Votes transferred	14	**14**		7			7	**14**	414	305	-1,024			100	59	**-146**
	Progress totals	5,372	**5,372**		1,167			1,961	**3,128**	1,439	6,046	0			1,459	1,305	**10,249**
Counts 38 to 40	Votes transferred	16	**16**		1			7	**8**	2	2				3	8	**15**
	Progress totals	5,388	**5,388**	1,168				1,968	**3,136**	1,441	6,048				1,462	1,313	**10,264**
Counts 41 to 43	Votes transferred	55	**55**	-1,168				744	**-424**	25	85				13	13	**136**
	Progress totals	5,443	**5,443**	0				2,712	**2,712**	1,466	6,133				1,475	1,326	**10,400**
Counts 44 to 46	Votes transferred	150	**150**					101	**101**	68	248				51	59	**426**
	Progress totals	5,593	**5,593**					2,813	**2,813**	1,534	6,381				1,526	1,385	**10,826**
Counts 47 to 49	Votes transferred	25	**25**					7	**7**	433	408				383	-1,385	**-161**
	Progress totals	5,618	**5,618**					2,820	**2,820**	1,967	6,789				1,909	0	**10,665**
Counts 50 to 52	Votes transferred	38	**38**					13	**13**	3	47				8		**58**
	Progress totals	5,656	**5,656**					2,833	**2,833**	1,970	6,836				1,917		**10,723**
Counts 53 to 55	Votes transferred	41	**41**					16	**16**	447	1,172				-1,917		**-298**
	Progress totals	5,697	**5,697**					2,849	**2,849**	2,417	8,008				0		**10,425**
Counts 56 to 58	Votes transferred	309	**309**					155	**155**	95	335						**430**
	Progress totals	6,006	**6,006**					3,004	**3,004**	2,512	8,343						**10,855**
Counts 59 to 61	Votes transferred	68	**68**					24	**24**	6	40						**46**
	Progress totals	6,074	**6,074**					3,028	**3,028**	2,518	8,383						**10,901**
Count 62	Votes transferred	43	**43**					34	**34**	-2,518	2,145						**-373**
	Progress totals	6,117	**6,117**					3,062	**3,062**	0	10,528						**10,528**
Counts 63 to 64	Votes transferred	0	**0**					0	**0**	0							**0**
	Progress totals	6,117	**6,117**					3,062	**3,062**	0	10,528						**10,528**
Count 65	Votes transferred	107	**107**					80	**80**		-1,160						**-1,160**
	Progress totals	6,224	**6,224**					3,142	**3,142**		9,368						**9,368**
Counts 66 to 69	Votes transferred	84	**84**					23	**23**								**0**
	Progress totals	6,308	**6,308**					3,165	**3,165**		9,368						**9,368**
Counts 70 to 73	Votes transferred	117	**117**					42	**42**								**0**
	Progress totals	6,425	**6,425**					3,207	**3,207**		9,368						**9,368**
Counts 74 to 77	Votes transferred	1,067	**1,067**					-3,207	**-3,207**								**0**
	Progress totals	7,492	**7,492**					0	**0**		9,368						**9,368**
Count 78	Votes transferred	125	**125**														**0**
	Progress totals	7,617	**7,617**								9,368						**9,368**
Counts 79 to 81	Votes transferred	0	**0**														**0**
	Progress totals	7,617	**7,617**								9,368						**9,368**
Count 82	Votes transferred	18	**18**														**0**
	Progress totals	7,635	**7,635**								9,368						**9,368**
Count 83	Votes transferred	246	**246**														**0**
	Progress totals	7,881	**7,881**								9,368						**9,368**
Counts 84 to 87	Votes transferred	76	**76**														**0**
	Progress totals	7,957	**7,957**								9,368						**9,368**
Count 88	Votes transferred	482	**482**														**0**
	Progress totals	8,439	**8,439**								9,368						**9,368**

PLEASE FOLD OUT ▶

Quota 9,368

Group D		Australian Labor Party								Liberal Party								ungrouped											
OFFORD	Total	BATT	BUTLER	CAMPBELL	FARRELL	GOSS	MITCHELL	O'DONNELL	Total	BARNETT	CAMERON	GROVES	HALLETT	HOWLETT	LYNE	SHELTON	Total	BIGG	BROOMHALL	DARE	DRACOULIS	HAWKINS	LEV	MURTAGH	Total	Exhausted Votes	Loss (Gain) by Fraction	Total Votes	Remarks
941	**941**	1,428	6,445	1,732	2,640	2,674	5,400	990	**21,309**	9,975	2,793	996	2,129	9,346	1,544	4,698	**31,481**	364	256	189	845	475	498	193	**2,820**	0	0	**74,936**	**BARNETT elected 1**
0	**0**	0	4	0	1	2	2	0	**9**	-607	59	19	66	194	49	190	**-30**	0	0	0	0	0	0	0	**0**	0	15		BARNETT's surplus distributed
941	**941**	1,428	6,449	1,732	2,641	2,676	5,402	990	**21,318**	9,368	2,852	1,015	2,195	9,540	1,593	4,888	**31,451**	364	256	189	845	475	498	193	**2,820**	0	15	**74,936**	**HOWLETT elected 2**
0	**0**	0	1	0	0	0	1	0	**2**		24	10	38	-172	11	79	**-10**	0	0	0	0	0	0	0	**0**	0	7		HOWLETT's surplus distributed
941	**941**	1,428	6,450	1,732	2,641	2,676	5,403	990	**21,320**	9,368	2,876	1,025	2,233	9,368	1,604	4,967	**31,441**	364	256	189	845	475	498	193	**2,820**	0	22	**74,936**	
6	**6**	3	3	2	1	1	3	1	**14**		5	4	2		7	5	**23**	16	13	-189	33	11	37	10	**-69**	0	0		DARE excluded
947	**947**	1,431	6,453	1,734	2,642	2,677	5,406	991	**21,334**	9,368	2,881	1,029	2,235	9,368	1,611	4,972	**31,464**	380	269	0	878	486	535	203	**2,751**	0	22	**74,936**	
0	**0**	0	2	0	0	3	0	0	**5**		2	0	2		1	0	**5**	0	1		1	2	2	0	**6**	0	0		HADDON-CAVE excluded
947	**947**	1,431	6,455	1,734	2,642	2,680	5,406	991	**21,339**	9,368	2,883	1,029	2,237	9,368	1,612	4,972	**31,469**	380	270		879	488	537	203	**2,757**	0	22	**74,936**	
4	**4**	1	12	1	4	0	6	0	**24**		2	4	0		5	0	**11**	14	48		35	35	17	-203	**-54**	0	0		MURTAGH excluded
951	**951**	1,432	6,467	1,735	2,646	2,680	5,412	991	**21,363**	9,368	2,885	1,033	2,237	9,368	1,617	4,972	**31,480**	394	318		914	523	554	0	**2,703**	0	22	**74,936**	
8	**8**	0	4	0	3	3	2	1	**13**		2	3	0		3	6	**14**	0	2		4	3	0		**9**	0	0		PYECROFT excluded
959	**959**	1,432	6,471	1,735	2,649	2,683	5,414	992	**21,376**	9,368	2,887	1,036	2,237	9,368	1,620	4,978	**31,494**	394	320		918	526	554		**2,712**	0	22	**74,936**	
11	**11**	0	4	1	3	2	5	0	**15**		4	1	1		3	4	**13**	67	-320		60	49	67		**-77**	0	0		BROOMHALL excluded
970	**970**	1,432	6,475	1,736	2,652	2,685	5,419	992	**21,391**	9,368	2,891	1,037	2,238	9,368	1,623	4,982	**31,507**	461	0		978	575	621		**2,635**	0	22	**74,936**	
3	**3**	2	3	1	0	3	5	0	**14**		1	0	4		6	3	**14**	2			2	0	1		**5**	0	0		MANDELSON excluded
973	**973**	1,434	6,478	1,737	2,652	2,688	5,424	992	**21,405**	9,368	2,892	1,037	2,242	9,368	1,629	4,985	**31,521**	463			980	575	622		**2,640**	0	22	**74,936**	
13	**13**	1	10	5	10	0	4	2	**32**		5	3	2		5	5	**20**	-463			72	123	58		**-210**	1	0		BIGG excluded
986	**986**	1,435	6,488	1,742	2,662	2,688	5,428	994	**21,437**	9,368	2,897	1,040	2,244	9,368	1,634	4,990	**31,541**	0			1,052	698	680		**2,430**	1	22	**74,936**	
4	**4**	2	5	3	3	16	9	2	**40**		2	0	0		3	2	**7**				0	0	2		**2**	0	0		CAVANAGH excluded
990	**990**	1,437	6,493	1,745	2,665	2,704	5,437	996	**21,477**	9,368	2,899	1,040	2,244	9,368	1,637	4,992	**31,548**				1,052	698	682		**2,432**	1	22	**74,936**	
5	**5**	1	8	1	2	5	7	16	**40**		0	1	2		0	2	**5**				0	0	1		**1**	0	0		HOUGHTON excluded
995	**995**	1,438	6,501	1,746	2,667	2,709	5,444	1,012	**21,517**	9,368	2,899	1,041	2,246	9,368	1,637	4,994	**31,553**				1,052	698	683		**2,433**	1	22	**74,936**	
80	**80**	4	14	3	5	13	14	4	**57**		14	4	5		6	16	**45**				147	141	-683		**-395**	1	0		LEV excluded
1,075	**1,075**	1,442	6,515	1,749	2,672	2,722	5,458	1,016	**21,574**	9,368	2,913	1,045	2,251	9,368	1,643	5,010	**31,598**				1,199	839	0		**2,038**	2	22	**74,936**	
85	**85**	9	13	4	3	7	12	1	**49**		12	4	12		10	16	**54**				453	-839			**-386**	3	0		HAWKINS excluded
1,160	**1,160**	1,451	6,528	1,753	2,675	2,729	5,470	1,017	**21,623**	9,368	2,925	1,049	2,263	9,368	1,653	5,026	**31,652**				1,652	0			**1,652**	5	22	**74,936**	
12	**12**	55	74	362	60	296	71	-1,017	**-99**		5	7	23		0	3	**38**				2				**2**	2	0		O'DONNELL excluded
1,172	**1,172**	1,506	6,602	2,115	2,735	3,025	5,541	0	**21,524**	9,368	2,930	1,056	2,286	9,368	1,653	5,029	**31,690**				1,654				**1,654**	7	22	**74,936**	
23	**23**	3	16	17	19	8	12		**75**		4	1	0		1	8	**14**				5				**5**	1	0		BROWN excluded
1,195	**1,195**	1,509	6,618	2,132	2,754	3,033	5,553		**21,599**	9,368	2,934	1,057	2,286	9,368	1,654	5,037	**31,704**				1,659				**1,659**	8	22	**74,936**	
5	**5**	2	8	2	5	11	17		**45**		121	-1,057	84		384	367	**-101**				7				**7**	2	3		GROVES excluded
1,200	**1,200**	1,511	6,626	2,134	2,759	3,044	5,570		**21,644**	9,368	3,055	0	2,370	9,368	2,038	5,404	**31,603**				1,666				**1,666**	10	25	**74,936**	
30	**30**	11	26	13	11	8	26		**95**		20		10		11	36	**77**				26				**26**	5	0		JENNER excluded
1,230	**1,230**	1,522	6,652	2,147	2,770	3,052	5,596		**21,739**	9,368	3,075		2,380	9,368	2,049	5,440	**31,680**				1,692				**1,692**	15	25	**74,936**	
-1,230	**-1,230**	12	54	21	26	35	44		**192**		20		15		11	31	**77**				266				**266**	18	0		OFFORD excluded
0	**0**	1,534	6,706	2,168	2,796	3,087	5,640		**21,931**	9,368	3,095		2,395	9,368	2,060	5,471	**31,757**				1,958				**1,958**	33	25	**74,936**	
		2	24	11	14	5	37		**93**		3		0		2	7	**12**				18				**18**	6	0		SHAPCOTT excluded
		1,536	6,730	2,179	2,810	3,092	5,677		**22,024**	9,368	3,098		2,395	9,368	2,062	5,478	**31,769**				1,976				**1,976**	39	25	**74,936**	
		-1,536	283	323	122	123	491		**-194**		9		27		29	10	**75**				9				**9**	1	0		BATT excluded
		0	7,013	2,502	2,932	3,215	6,168		**21,830**	9,368	3,107		2,422	9,368	2,091	5,488	**31,844**				1,985				**1,985**	40	25	**74,936**	
			52	70	18	19	23		**182**		14		5		8	8	**35**				17				**17**	7	0		RUBENACH-QUINN excluded
			7,065	2,572	2,950	3,234	6,191		**22,012**	9,368	3,121		2,427	9,368	2,099	5,496	**31,879**				2,002				**2,002**	47	25	**74,936**	
			119	35	73	33	89		**349**		41		26		33	45	**145**				-2,002				**-2,002**	614	0		DRACOULIS excluded
			7,184	2,607	3,023	3,267	6,280		**22,361**	9,368	3,162		2,453	9,368	2,132	5,541	**32,024**				0				**0**	661	25	**74,936**	
			39	31	19	18	22		**129**		899		512		-2,132	439	**-282**									11	4		LYNE excluded
			7,223	2,638	3,042	3,285	6,302		**22,490**	9,368	4,061		2,965	9,368	0	5,980	**31,742**									672	29	**74,936**	
			79	28	34	22	50		**213**		8		9			6	**23**									60	0		ALLAN part excluded
			7,302	2,666	3,076	3,307	6,352		**22,703**	9,368	4,069		2,974	9,368		5,986	**31,765**									732	29	**74,936**	**BADGER elected 3**
			0	0	0	0	0		**0**		0		0			0	**0**									0	0		ALLAN fully excluded
			7,302	2,666	3,076	3,307	6,352		**22,703**	9,368	4,069		2,974	9,368		5,986	**31,765**									732	29	**74,936**	
			124	56	47	68	64		**359**		2		7			7	**16**									594	4		BADGER's surplus distributed
			7,426	2,722	3,123	3,375	6,416		**23,062**	9,368	4,071		2,981	9,368		5,993	**31,781**									1,326	33	**74,936**	
			479	-2,722	608	759	588		**-288**		77		40			21	**138**									41	2		CAMPBELL excluded
			7,905	0	3,731	4,134	7,004		**22,774**	9,368	4,148		3,021	9,368		6,014	**31,919**									1,367	35	**74,936**	
			55		16	36	46		**153**		1,035		-3,021			1,636	**-350**									34	4		HALLETT excluded
			7,960		3,747	4,170	7,050		**22,927**	9,368	5,183		0	9,368		7,650	**31,569**									1,401	39	**74,936**	
			278		94	115	207		**694**		240					400	**640**									803	3		TUCKER excluded
			8,238		3,841	4,285	7,257		**23,621**	9,368	5,423			9,368		8,050	**32,209**									2,204	42	**74,936**	
			1,893		-3,786	723	773		**-397**		51					98	**149**									123	0		FARRELL part excluded
			10,131		55	5,008	8,030		**23,224**	9,368	5,474			9,368		8,148	**32,358**									2,327	42	**74,936**	**BUTLER elected 4**
					-55	9	37		**-9**		0					1	**1**									7	1		FARRELL fully excluded
			10,131		0	5,017	8,067		**23,215**	9,368	5,474			9,368		8,149	**32,359**									2,334	43	**74,936**	
			-763			160	527		**-76**		7					6	**13**									42	3		BUTLER's surplus distributed
			9,368			5,177	8,594		**23,139**	9,368	5,481			9,368		8,155	**32,372**									2,376	46	**74,936**	
						-4,900	3,993		**-907**		106					213	**319**									342	0		GOSS part excluded
			9,368			277	12,587		**22,232**	9,368	5,587			9,368		8,368	**32,691**									2,718	46	**74,936**	**MITCHELL elected 5**
						-277			**-277**		22					27	**49**									151	1		GOSS fully excluded
			9,368			0	12,587		**21,955**	9,368	5,609			9,368		8,395	**32,740**									2,869	47	**74,936**	
							-3,219		**-3,219**		145					217	**362**									2,373	2		MITCHELL's surplus distributed
			9,368				9,368		**18,736**	9,368	5,754			9,368		8,612	**33,102**									5,242	49	**74,936**	**SHELTON elected 6, DI FALCO elected 7**

PLEASE FOLD OUT ▶

Casual vacancies filled by recount

2025 House of Assembly elections

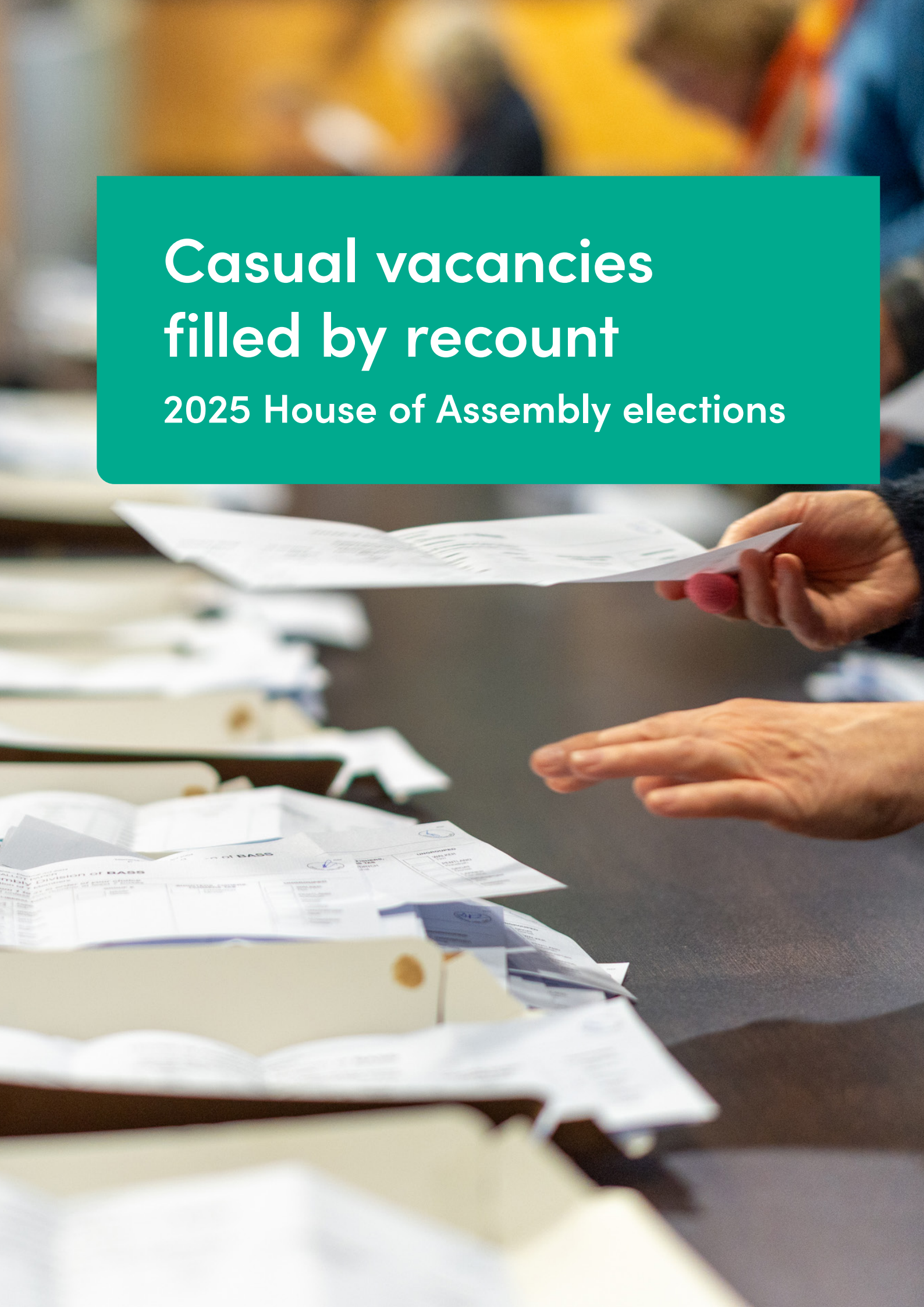

Division of LYONS recount conducted 3-4 March 2025

Following the resignation of Rebecca White MP on 12 February 2025

		Tasmanian Greens			Australian Labor Party					Jacqui Lambie Network	Shooters, Fishers, Farmers TAS			Group H	ungrouped		Exhausted votes	Loss (gain) by fraction	Total votes (the quota)	Absolute majority	Remarks
		BROWN Craig	HOUGHTON Mitch	RUBENACH-QUINN Hannah	BATT Edwin	DUDMAN Ben	FARRELL Casey	GOSS Richard	McQUEENEY Carole	PYECROFT Lesley	BIGG Phillip	TURALE Wayne	WILLIAMS Ray	OFFORD Angela	BRANCH-ALLEN Jenny	TRIFFITT Louean (Lou)					
Counts 1 - 8		131	67	188	1,322	1,838	1,755	1,465	1,671	381	74	61	128	51	27	27	67	4	9,257	4,594	WHITE distributed
Counts 9 - 16	Total transferred	1	0	0	0	2	1	1	1	2	0	0	1	3	5	- 27	4	6			TRIFFITT excluded (draw by lot)
	Total votes	132	67	188	1,322	1,840	1,756	1,466	1,672	383	74	61	129	54	32	0	71	10	9,257	4,589	
Counts 17 - 24	Total transferred	1	1	2	1	2	4	1	3	1	0	0	0	4	- 32		7	5			BRANCH-ALLEN excluded
	Total votes	133	68	190	1,323	1,842	1,760	1,467	1,675	384	74	61	129	58	0		78	15	9,257	4,583	
Counts 25 - 32	Total transferred	2	0	2	2	2	3	2	2	7	2	2	1	- 58			24	7			OFFORD excluded
	Total votes	135	68	192	1,325	1,844	1,763	1,469	1,677	391	76	63	130	0			102	22	9,257	4,567	
Counts 33 - 40	Total transferred	1	0	1	1	5	4	6	2	2	10	- 63	16				11	4			TURALE excluded
	Total votes	136	68	193	1,326	1,849	1,767	1,475	1,679	393	86	0	146				113	26	9,257	4,560	
Counts 41 - 48	Total transferred	16	- 68	17	4	2	5	5	2	4	0		1				7	5			HOUGHTON excluded
	Total votes	152	0	210	1,330	1,851	1,772	1,480	1,681	397	86		147				120	31	9,257	4,554	
Counts 49 - 56	Total transferred	3		4	5	3	8	4	4	4	- 86		38				11	2			BIGG excluded
	Total votes	155		214	1,335	1,854	1,780	1,484	1,685	401	0		185				131	33	9,257	4,547	
Counts 57 - 64	Total transferred	- 155		58	9	9	13	13	11	12			4				27	- 1			BROWN excluded
	Total votes	0		272	1,344	1,863	1,793	1,497	1,696	413			189				158	32	9,257	4,534	
Counts 65 - 72	Total transferred			7	17	19	26	19	9	21			- 189				71	0			WILLIAMS excluded
	Total votes			279	1,361	1,882	1,819	1,516	1,705	434			0				229	32	9,257	4,499	
Counts 73 - 80	Total transferred			- 279	30	23	33	23	59	33							77	1			RUBENACH-QUINN excluded
	Total votes			0	1,391	1,905	1,852	1,539	1,764	467							306	33	9,257	4,460	
Counts 81 - 88	Total transferred				57	53	79	70	73	- 467							138	- 3			PYECROFT excluded
	Total votes				1,448	1,958	1,931	1,609	1,837	0							444	30	9,257	4,392	
Counts 89 - 96	Total transferred				-1,448	226	244	499	410								74	- 5			BATT excluded
	Total votes				0	2,184	2,175	2,108	2,247								518	25	9,257	4,358	
Counts 97 - 103	Total transferred					615	820	-2,108	492								183	- 2			GOSS excluded
	Total votes					2,799	2,995	0	2,739								701	23	9,257	4,267	
Counts 104 - 111	Total transferred					1,209	1,255		-2,739								280	- 5			McQUEENEY excluded
	Total votes					4,008	**4,250**		0								981	18	9,257	4,130	**FARRELL elected**
Percentages						48.5%	51.5%														

Distribution of votes from Rebecca White

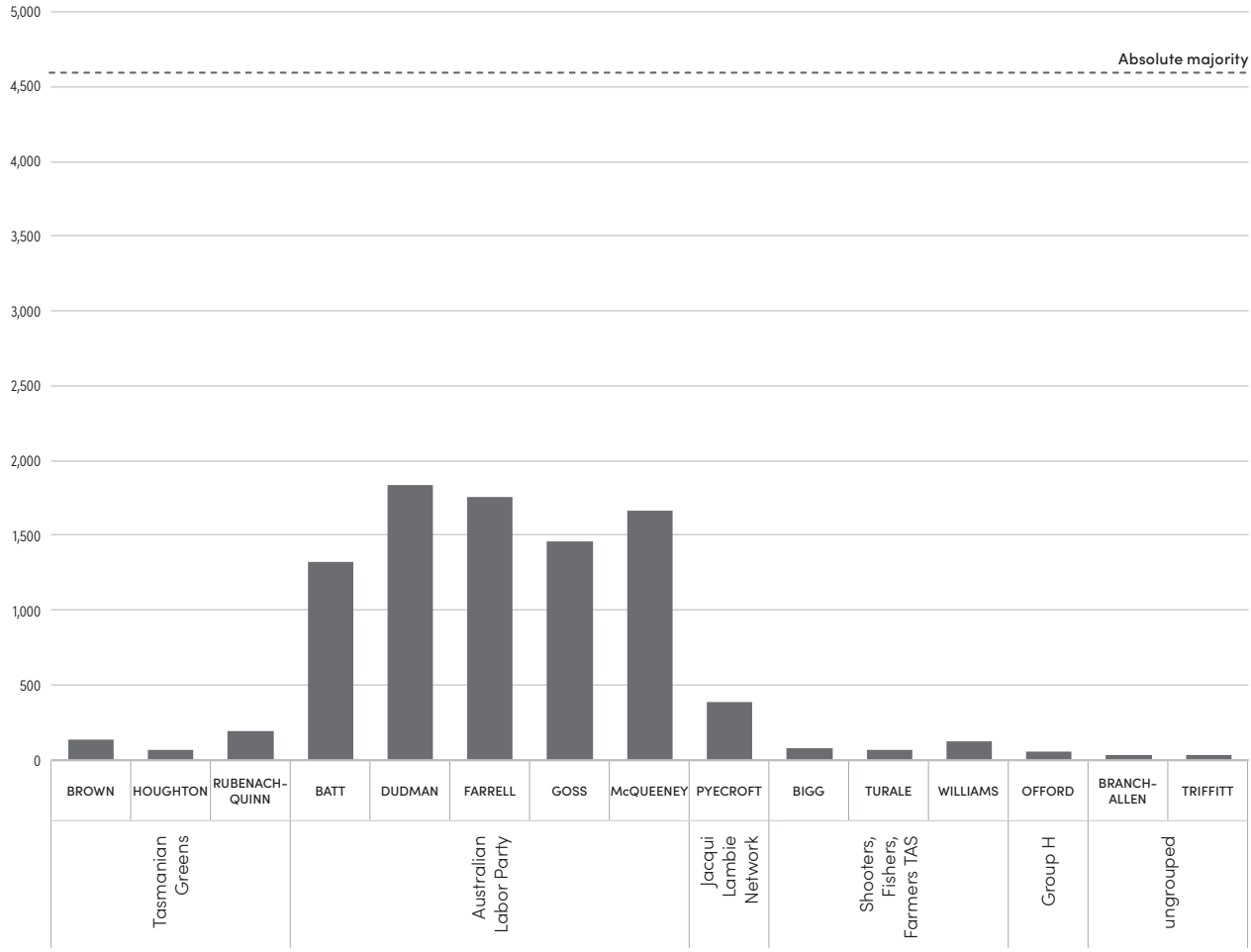


Brighton
Bagdad

Appendices



Appendix A

Informal ballot paper surveys

2025 Legislative Council elections

2025 House of Assembly elections

2025 Legislative Council elections

Informal ballot paper survey

	Montgomery	Nelson	Pembroke	Total
Apparent intentional informal voting				
Blank	320	99	131	550
Deliberate informal or scribble/messages only	409	156	211	776
Total	**729**	**255**	**342**	**1,326**
Apparent unintentional informality				
Contains writing identifying elector	3	0	0	3
Contains only ticks or crosses	57	102	50	209
No first preference	16	7	3	26
Repetitions or omissions	97	28	49	174
Two or more first preferences	4	2	5	11
Total	**177**	**139**	**107**	**423**
Total	**906**	**394**	**449**	**1,749**

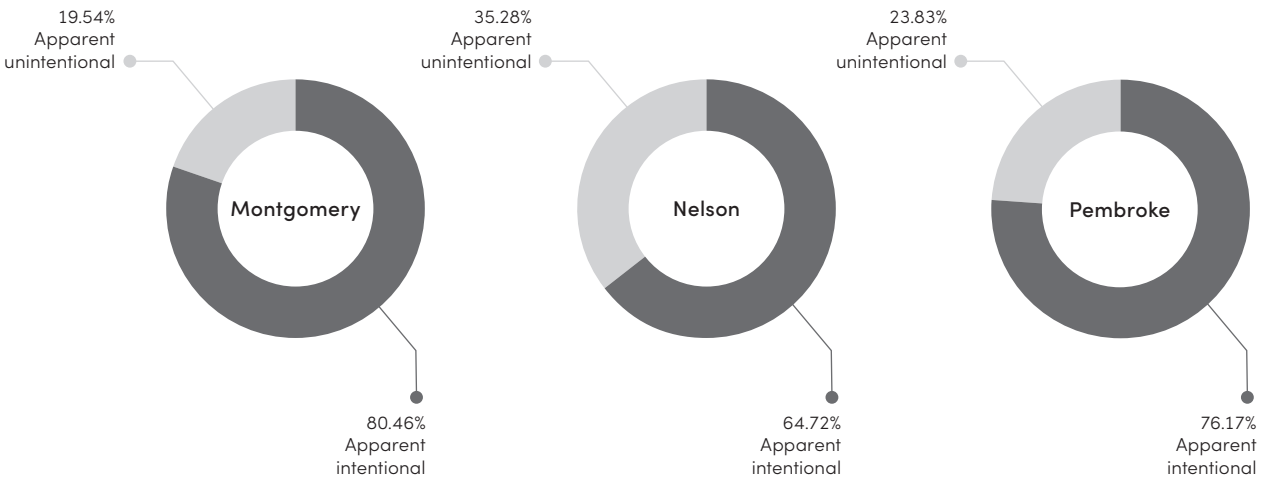

2025 House of Assembly elections

Division of Bass – Informal ballot paper survey

Apparent intentional informal voting		
Blank		1,035
Deliberate informal or scribble/messages only		1,449
Total		**2,484**
Apparent unintentional informality		
Contains writing identifying elector		15
Contains only ticks or crosses		562
Some numbers but no first preference		44
One first preference, but includes repetitions or omissions between 2 and 7		1,119
Two or more first preferences		
• 2 first preferences	178	
• 3 first preferences	25	
• 4 first preferences	16	
• 5 first preferences	15	
• 6 first preferences	24	
• 7 first preferences		
Consecutive numbers from 1 within each column	41	
Other	14	
• greater than 7 first preferences	2	315
Total		**2,055**
Otherwise determined as informal by the returning officer		4
Total		**4,543**

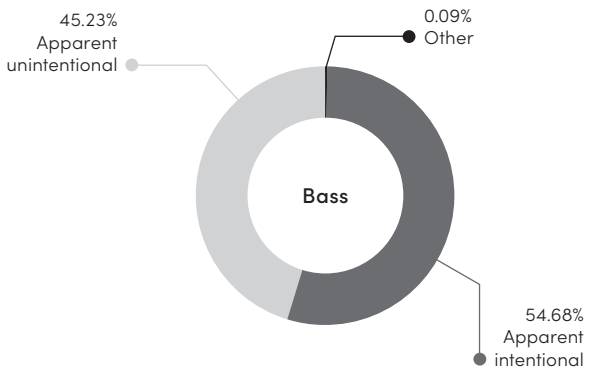

Division of Bass – Repetitions and omissions

This table shows a break down of the informal ballot paper category "One first preference, but includes repetitions or omissions between 2 and 7". Ballot papers are listed against the candidate that received the first preference, and by last formal preference.

	Omissions - Last formal preference							
	1 (no 2nd pref)	2 (no 3rd pref)	3 (no 4th pref)	4 (no 5th pref)	5 - (no 6th pref)		6 (no 7th pref)	Total
					5 last pref	later prefs		
Tasmanian Greens								
BALL, Lauren	0	0	2	0	1	0	2	**5**
FITTLER, Jack	1	0	0	1	0	0	2	**4**
HALL, Tom	3	1	2	3	2	2	2	**15**
LAYTON-BENNETT, Anne	3	2	1	1	1	0	2	**10**
McLENNAN, Charlene	2	2	1	1	1	1	1	**9**
MARCH, Eric	1	0	1	1	0	1	2	**6**
ROSOL, Cecily	1	3	5	4	2	0	3	**18**
The Nationals								
ARMSTRONG, Angela	3	1	4	2	1	0	2	**13**
COOPER, Carl	1	6	1	2	0	0	2	**12**
Australian Labor Party								
ANDERSON, Melissa	0	3	1	2	1	1	4	**12**
FINLAY, Janie	15	2	12	7	7	5	9	**57**
GORDON, Will	2	2	3	0	1	2	2	**12**
GREENE, Jess	3	4	6	2	1	0	6	**22**
LYONS, Geoff	2	3	1	4	3	1	7	**21**
MOORE, Luke	3	1	3	2	5	3	2	**19**
THOMAS, Peter	1	2	0	1	0	3	7	**14**
Liberal Party								
ARCHER, Bridget	24	15	17	8	8	3	24	**99**
FAIRS, Rob	11	6	8	2	2	5	10	**44**
FERGUSON, Michael	13	6	8	1	6	1	18	**53**
GATENBY, Chris	1	1	1	1	0	0	2	**6**
QUAILE, Sarah	1	2	0	1	1	2	3	**10**
SLADDEN, Julie	2	3	0	0	1	0	3	**9**
WOOD, Simon	1	1	3	1	2	0	3	**11**
Group E								
RAZAY, George	15	7	2	3	0	4	9	**40**
Shooters, Fishers, Farmers TAS								
FRYDRYCH, Michal	60	7	9	3	4	4	15	**102**
ungrouped								
DAVENPORT, Jack	0	1	1	1	0	1	2	**6**
EDWARDS, Fenella	0	1	0	0	0	0	1	**2**
GROAT, Daniel	1	0	1	0	0	0	0	**2**
LARNER, Caroline	1	0	0	0	0	0	2	**3**
PENTLAND, Rebekah	3	0	3	4	0	1	7	**18**
WALKER, Tim	0	0	0	0	0	0	0	**0**
Total	**174**	**82**	**96**	**58**	**50**	**40**	**154**	**654**

	Repetitions - Last formal preference							
	1 (multiple 2nd pref)	2 (multiple 3rd pref)	3 (multiple 4th pref)	4 (multiple 5th pref)	5 (multiple 6th pref)	6 (multiple 7th pref)	Total	Total
Tasmanian Greens								
BALL, Lauren	1	0	0	1	1	1	**4**	**9**
FITTLER, Jack	1	0	3	0	1	0	**5**	**9**
HALL, Tom	1	1	0	2	0	1	**5**	**20**
LAYTON-BENNETT, Anne	1	0	0	1	0	1	**3**	**13**
McLENNAN, Charlene	0	1	0	0	2	3	**6**	**15**
MARCH, Eric	1	0	0	0	1	0	**2**	**8**
ROSOL, Cecily	10	8	8	7	3	11	**47**	**65**
The Nationals								
ARMSTRONG, Angela	3	4	1	3	1	1	**13**	**26**
COOPER, Carl	0	0	1	1	0	0	**2**	**14**
Australian Labor Party								
ANDERSON, Melissa	2	3	4	1	0	2	**12**	**24**
FINLAY, Janie	10	10	7	13	4	16	**60**	**117**
GORDON, Will	3	1	6	0	2	4	**16**	**28**
GREENE, Jess	4	0	6	2	3	5	**20**	**42**
LYONS, Geoff	4	8	4	0	2	3	**21**	**42**
MOORE, Luke	3	2	0	2	1	2	**10**	**29**
THOMAS, Peter	0	1	0	1	1	1	**4**	**18**
Liberal Party								
ARCHER, Bridget	12	11	19	9	6	24	**81**	**180**
FAIRS, Rob	1	5	7	4	3	10	**30**	**74**
FERGUSON, Michael	5	6	7	4	5	7	**34**	**87**
GATENBY, Chris	1	4	2	1	0	2	**10**	**16**
QUAILE, Sarah	2	2	0	0	0	0	**4**	**14**
SLADDEN, Julie	1	3	1	3	3	1	**12**	**21**
WOOD, Simon	2	1	1	1	2	4	**11**	**22**
Group E								
RAZAY, George	1	1	4	2	2	2	12	**52**
Shooters, Fishers, Farmers TAS								
FRYDRYCH, Michal	9	4	3	2	2	1	**21**	**123**
ungrouped								
DAVENPORT, Jack	3	0	0	1	0	1	5	**11**
EDWARDS, Fenella	0	0	0	0	0	0	0	**2**
GROAT, Daniel	1	0	1	0	0	0	2	**4**
LARNER, Caroline	0	0	0	0	0	0	0	**3**
PENTLAND, Rebekah	3	3	2	1	0	2	11	**29**
WALKER, Tim	0	1	0	0	1	0	2	**2**
Total	**85**	**80**	**87**	**62**	**46**	**105**	**465**	**1,119**

2025 House of Assembly elections

Division of Braddon – Informal ballot paper survey

Apparent intentional informal voting		
Blank		1,150
Deliberate informal or scribble/messages only		1,187
Total		**2,337**

Apparent unintentional informality		
Contains writing identifying elector		12
Contains only ticks or crosses		670
Some numbers but no first preference		59
One first preference, but includes repetitions or omissions between 2 and 7		1,439
Two or more first preferences		
• 2 first preferences	242	
• 3 first preferences	39	
• 4 first preferences	33	
• 5 first preferences	21	
• 6 first preferences	20	
• 7 first preferences	53	
• 8 first preferences	22	
• 9 first preferences		
Consecutive numbers from 1 within each column	19	
Other	8	
• greater than 9 first preferences	30	487
Total		**2,667**

Otherwise determined as informal by the returning officer	8
Total	**5,012**

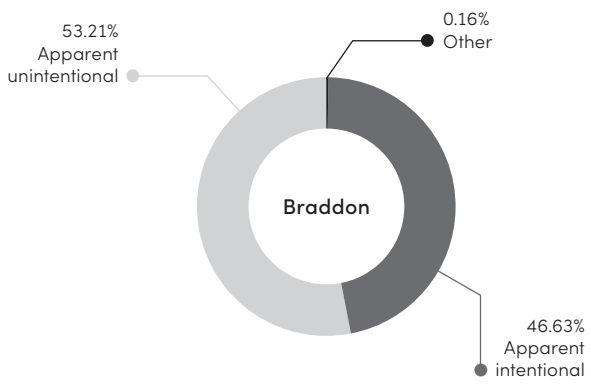

Division of Braddon – Repetitions and omissions

This table shows a break down of the informal ballot paper category "One first preference, but includes repetitions or omissions between 2 and 7". Ballot papers are listed against the candidate that received the first preference, and by last formal preference.

	Omissions - Last formal preference							
	1 (no 2nd pref)	2 (no 3rd pref)	3 (no 4th pref)	4 (no 5th pref)	5 - (no 6th pref)		6 (no 7th pref)	Total
					5 last pref	later prefs		
Tasmanian Greens								
BLEYER, Vanessa	3	3	1	1	0	2	4	**14**
FERGUS, Haru	3	1	0	0	0	2	1	**7**
JORDAN, Scott	5	1	3	0	0	0	2	**11**
KINGSTON, Thomas	2	3	0	0	1	0	1	**7**
MORROW, Erin	2	1	1	1	1	2	1	**9**
WARD, Susanne	3	1	0	3	0	1	2	**10**
WILDEN, Petra	2	0	1	1	2	0	1	**7**
Group B								
BALDOCK, Claudia	2	2	0	0	0	1	0	**5**
COURTNEY, Andrea	0	0	0	1	0	0	0	**1**
HARRISON, Cristale	2	1	0	0	0	0	2	**5**
MARTIN, Adam	2	0	0	1	0	3	4	**10**
REDGRAVE, James	1	0	1	0	0	0	2	**4**
RYAN, Malcolm	0	0	1	0	0	0	0	**1**
Group C								
BADCOCK, Joel	5	1	0	2	2	0	3	**13**
Group D								
GARLAND, Craig	56	29	10	11	8	9	25	**148**
Australian Labor Party								
BROAD, Shane	8	8	4	3	1	3	8	**35**
DIPROSE, Amanda	3	2	3	4	2	2	4	**20**
DOW, Anita	9	12	4	3	4	3	19	**54**
FULLER, Cheryl	2	3	3	2	0	1	7	**18**
HUNT, Kelly (Hooch)	15	5	6	4	2	1	7	**40**
LUKE, Adrian	2	1	0	1	1	0	2	**7**
WOODHOUSE, Tara	3	1	2	3	2	2	3	**16**
Liberal Party								
ELLIS, Felix	4	11	4	2	4	0	6	**31**
JAENSCH, Roger	3	1	4	1	1	0	4	**14**
PARRY, Stephen	1	0	0	2	3	0	1	**7**
PEARCE, Gavin	11	10	4	5	5	2	12	**49**
ROCKLIFF, Jeremy	40	19	27	22	7	11	43	**169**
SIMPSON, Giovanna	6	7	2	2	0	1	4	**22**
WYLIE, Kate	0	1	0	0	0	1	2	**4**
The Nationals								
BESWICK, Miriam	2	7	1	0	0	0	2	**12**
ROBERTS, Andrew	0	4	3	1	0	0	2	**10**
Shooters, Fishers, Farmers TAS								
PICKIN, Adrian	61	22	15	4	1	2	14	**119**
ungrouped								
BARNES, Dami	1	1	1	0	0	0	0	**3**
BURNETT, Gatty	0	1	0	0	0	0	1	**2**
HAMILTON, Jennifer	0	0	0	0	0	0	1	**1**
MILLET, Ernst	2	0	0	0	0	0	0	**2**
MORGAN, Matthew	0	0	0	1	1	0	2	**4**
WELLS, Melissa Jane	1	2	0	0	0	0	0	**3**
Total	**262**	**161**	**101**	**81**	**48**	**49**	**192**	**894**

	Repetitions - Last formal preference							
	1 (multiple 2nd pref)	2 (multiple 3rd pref)	3 (multiple 4th pref)	4 (multiple 5th pref)	5 (multiple 6th pref)	6 (multiple 7th pref)	Total	Total
Tasmanian Greens								
BLEYER, Vanessa	8	9	3	2	1	3	**26**	**40**
FERGUS, Haru	0	1	2	0	0	1	**3**	**10**
JORDAN, Scott	0	2	1	1	0	2	**6**	**17**
KINGSTON, Thomas	0	0	1	2	0	1	**4**	**11**
MORROW, Erin	3	2	1	1	1	0	**8**	**17**
WARD, Susanne	2	0	1	1	0	1	**5**	**15**
WILDEN, Petra	1	0	0	0	0	1	**2**	**9**
Group B								
BALDOCK, Claudia	2	0	0	0	1	0	**3**	**8**
COURTNEY, Andrea	0	1	0	0	0	0	**1**	**2**
HARRISON, Cristale	0	1	0	1	0	0	**2**	**7**
MARTIN, Adam	2	4	4	1	1	1	**13**	**23**
REDGRAVE, James	1	1	2	0	0	0	**4**	**8**
RYAN, Malcolm	0	0	0	0	0	0	**0**	**1**
Group C								
BADCOCK, Joel	1	2	0	0	0	0	**3**	**16**
Group D								
GARLAND, Craig	8	17	15	12	2	5	**59**	**207**
Australian Labor Party								
BROAD, Shane	7	6	8	6	2	11	**40**	**75**
DIPROSE, Amanda	5	1	5	0	1	8	**20**	**40**
DOW, Anita	5	6	7	4	11	7	**40**	**94**
FULLER, Cheryl	2	2	0	1	1	4	**10**	**28**
HUNT, Kelly (Hooch)	6	3	3	0	1	1	**14**	**54**
LUKE, Adrian	3	1	2	3	1	4	**14**	**21**
WOODHOUSE, Tara	2	1	1	0	4	1	**9**	**25**
Liberal Party								
ELLIS, Felix	7	3	6	2	1	4	**23**	**54**
JAENSCH, Roger	1	6	2	1	0	5	15	**29**
PARRY, Stephen	0	1	0	0	1	0	2	**9**
PEARCE, Gavin	5	4	6	5	3	4	27	**76**
ROCKLIFF, Jeremy	21	23	26	21	16	23	130	**299**
SIMPSON, Giovanna	1	2	6	1	2	2	14	**36**
WYLIE, Kate	2	0	1	1	0	0	4	**8**
The Nationals								
BESWICK, Miriam	0	1	1	4	1	1	**8**	**20**
ROBERTS, Andrew	1	2	0	1	0	0	**4**	**14**
Shooters, Fishers, Farmers TAS								
PICKIN, Adrian	7	2	3	3	3	2	**20**	**139**
ungrouped								
BARNES, Dami	0	1	0	1	0	0	**2**	**5**
BURNETT, Gatty	0	0	0	0	0	0	**0**	**2**
HAMILTON, Jennifer	1	0	0	0	1	0	**2**	**3**
MILLET, Ernst	1	0	0	0	1	0	**2**	**4**
MORGAN, Matthew	0	1	1	0	0	1	3	**7**
WELLS, Melissa Jane	0	1	0	0	1	1	3	**6**
Total	**105**	**107**	**108**	**75**	**57**	**94**	**545**	**1,439**

2025 House of Assembly elections

Division of Clark – Informal ballot paper survey

Apparent intentional informal voting		
Blank		636
Deliberate informal or scribble/messages only		695
Total		**1,331**
Apparent unintentional informality		
Contains writing identifying elector		20
Contains only ticks or crosses		515
Some numbers but no first preference		59
One first preference, but includes repetitions or omissions between 2 and 7		813
Two or more first preferences		
• 2 first preferences	180	
• 3 first preferences	50	
• 4 first preferences	42	
• 5 first preferences	39	
• 6 first preferences		
Consecutive numbers from 1 within each column	33	
Other	3	
• greater than 6 first preferences	28	375
Total		**1,782**
Otherwise determined as informal by the returning officer		2
Total		**3,115**

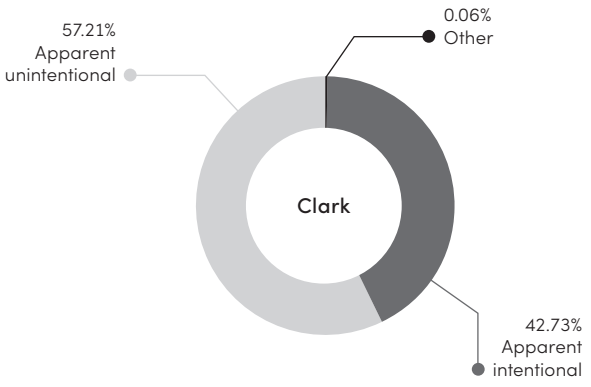

Division of Clark – Repetitions and omissions

This table shows a break down of the informal ballot paper category "One first preference, but includes repetitions or omissions between 2 and 7". Ballot papers are listed against the candidate that received the first preference, and by last formal preference.

	Omissions - Last formal preference							
	1 (no 2nd pref)	**2** (no 3rd pref)	**3** (no 4th pref)	**4** (no 5th pref)	**5** - (no 6th pref) 5 last pref	later prefs	**6** (no 7th pref)	**Total**
Australian Labor Party								
HADDAD, Ella	5	2	1	7	2	4	8	**29**
KAMARA, John	4	6	3	2	0	4	6	**25**
McLAREN, Liam	1	3	4	2	0	1	7	**18**
McLAUGHLIN, Tessa	2	1	1	5	2	0	2	**13**
MARTIN, Luke	9	3	2	2	2	1	8	**27**
SHIRLEY, Craig	0	1	1	1	0	1	3	**7**
WILLIE, Josh	11	6	9	9	3	5	15	**58**
Tasmanian Greens								
BAYLEY, Vica	3	2	1	2	0	3	4	**15**
BURNET, Helen	2	0	5	0	3	1	5	**16**
CARUANA, Pat	2	0	1	0	0	0	1	**4**
JONES, Peter	2	1	1	1	0	2	2	**9**
SHELLEY, Janet	2	0	4	2	1	2	3	**14**
TEMPLETON, Angus	1	0	0	0	0	0	3	**4**
VOLF, Nathan	0	2	0	2	0	0	0	**4**
Group C								
JOHNSTON, Kristie	24	12	9	4	6	6	15	**76**
Group D								
ARCHER, Elise	10	6	1	2	3	3	7	**32**
Liberal Party								
BARNETT, Jessica	1	4	0	1	0	3	3	**12**
BEHRAKIS, Simon	10	2	4	3	1	5	7	**32**
DI FLORIO, Marilena	1	0	0	1	0	1	2	**5**
JOHNSTONE, Edwin	3	0	1	0	2	1	5	**12**
OGILVIE, Madeleine	3	2	2	5	1	2	8	**23**
VERMEY, Marcus	5	1	6	5	1	2	4	**24**
WAN, David	1	2	1	0	1	0	1	**6**
ungrouped								
GOLDSMITH, Jags	3	1	2	0	1	0	1	**8**
MACGOWAN, John	1	1	2	0	1	0	3	**8**
PHIPPS, Steven	1	2	3	0	0	1	0	**7**
Total	**107**	**60**	**64**	**56**	**30**	**48**	**123**	**488**

	Repetitions - Last formal preference							
	1 (multiple 2nd pref)	**2** (multiple 3rd pref)	**3** (multiple 4th pref)	**4** (multiple 5th pref)	**5** (multiple 6th pref)	**6** (multiple 7th pref)	Total	Total
Australian Labor Party								
HADDAD, Ella	5	5	6	3	3	7	**29**	**58**
KAMARA, John	3	3	4	1	2	3	**16**	**41**
McLAREN, Liam	2	0	0	1	0	1	**4**	**22**
McLAUGHLIN, Tessa	1	2	1	0	0	2	**6**	**19**
MARTIN, Luke	1	5	3	0	1	2	**12**	**39**
SHIRLEY, Craig	3	2	1	1	0	0	**7**	**14**
WILLIE, Josh	8	10	11	2	5	11	**47**	**105**
Tasmanian Greens								
BAYLEY, Vica	5	1	3	1	3	4	**17**	**32**
BURNET, Helen	2	0	4	1	8	3	**18**	**34**
CARUANA, Pat	0	0	0	0	1	2	**3**	**7**
JONES, Peter	2	1	1	2	0	0	**6**	**15**
SHELLEY, Janet	3	1	0	0	3	3	**10**	**24**
TEMPLETON, Angus	2	1	0	0	0	1	**4**	**8**
VOLF, Nathan	0	1	0	1	0	1	**3**	**7**
Group C								
JOHNSTON, Kristie	4	8	14	8	6	2	**42**	**118**
Group D								
ARCHER, Elise	0	2	0	5	1	4	**12**	**44**
Liberal Party								
BARNETT, Jessica	0	2	3	0	1	2	**8**	**20**
BEHRAKIS, Simon	3	0	5	1	4	8	**21**	**53**
DI FLORIO, Marilena	0	0	1	2	1	2	**6**	**11**
JOHNSTONE, Edwin	1	1	0	0	1	3	**6**	**18**
OGILVIE, Madeleine	3	3	2	3	3	2	**16**	**39**
VERMEY, Marcus	5	4	5	2	5	2	**23**	**47**
WAN, David	2	0	2	0	0	0	**4**	**10**
ungrouped								
GOLDSMITH, Jags	0	1	1	0	0	0	**2**	**10**
MACGOWAN, John	0	0	0	0	0	0	**0**	**8**
PHIPPS, Steven	1	0	0	1	1	0	**3**	**10**
Total	**56**	**53**	**67**	**35**	**49**	**65**	**325**	**813**

2025 House of Assembly elections

Division of Franklin – Informal ballot paper survey

Apparent intentional informal voting		
Blank		874
Deliberate informal or scribble/messages only		986
Total		**1,860**

Apparent unintentional informality		
Contains writing identifying elector		3
Contains only ticks or crosses		480
Some numbers but no first preference		56
One first preference, but includes repetitions or omissions between 2 and 7		1,036
Two or more first preferences		
• 2 first preferences	168	
• 3 first preferences	38	
• 4 first preferences	24	
• 5 first preferences	20	
• 6 first preferences		
Consecutive numbers from 1 within each column	39	
Other	3	
• greater than 6 first preferences	8	300
Total		**1,875**

Otherwise determined as informal by the returning officer	3
Total	**3,738**

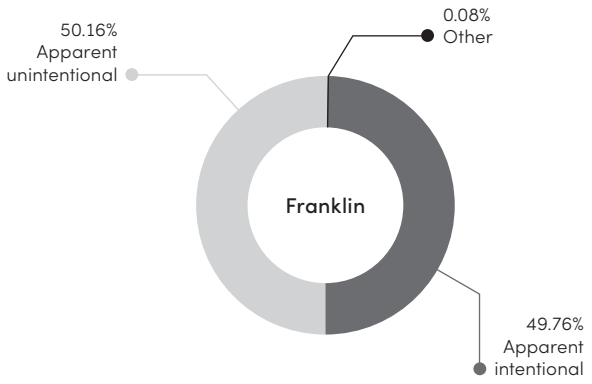

Division of Franklin – Repetitions and omissions

This table shows a break down of the informal ballot paper category "One first preference, but includes repetitions or omissions between 2 and 7". Ballot papers are listed against the candidate that received the first preference, and by last formal preference.

	Omissions - Last formal preference							
	1 (no 2nd pref)	2 (no 3rd pref)	3 (no 4th pref)	4 (no 5th pref)	5 - (no 6th pref)		6 (no 7th pref)	Total
					5 last pref	later prefs		
Australian Labor Party								
BROWN, Meg	5	6	8	4	2	3	12	**40**
DEANE, Kaspar	7	6	2	4	2	1	4	**26**
DI VIRGILIO, Traycee	4	1	1	3	0	2	4	**15**
HANNAN, Chris	4	5	2	2	2	1	5	**21**
MEYERS, Amelia	1	2	1	1	0	1	1	**7**
MUNDAY, Jess	6	2	1	1	4	2	6	**22**
WINTER, Dean	11	5	7	13	7	6	17	**66**
Group B								
O'BYRNE, David	36	6	15	7	7	6	23	**100**
Group C								
ALLINSON, Rayne	0	1	0	0	0	0	0	**1**
BACON, Kirsten	2	0	3	0	0	0	1	**6**
CHERRIE, Louise	1	0	0	0	1	0	0	**2**
GEORGE, Peter	9	6	6	3	3	3	22	**52**
HOUSTON, Anthony	3	0	0	0	1	0	1	**5**
JENNER, Andrew	0	2	0	0	0	0	0	**2**
MATERIA, Chrissie	0	0	0	0	0	0	3	**3**
Liberal Party								
ABETZ, Eric	6	5	8	2	0	2	13	**36**
GARVIN, Josh	2	1	1	0	0	1	2	**7**
HOWLETT, Michele	1	4	1	0	1	0	4	**11**
MILLER, Natasha	4	1	1	2	0	1	3	**12**
PETRUSMA, Jacquie	8	5	3	5	4	1	8	**34**
STREET, Nic	5	3	2	2	3	1	3	**19**
YOUNG, Dean	1	3	4	6	1	2	3	**20**
Tasmanian Greens								
ALLEN, Carly	0	0	0	0	0	0	2	**2**
CHAPMAN, Brian	0	0	2	0	0	0	0	**2**
CORDOVER, Gideon	0	0	0	0	0	0	0	**0**
DONNELLON, Mark	0	1	0	0	0	0	0	**1**
FITZGERALD, Owen	0	1	0	1	2	0	1	**5**
MUNSHI, Adi	0	0	0	0	1	0	0	**1**
WOODRUFF, Rosalie	3	2	1	6	1	0	4	**17**
ungrouped								
GIBBENS, Sarah	1	1	1	1	0	0	1	**5**
WILLINK, Hans Jurriaan	0	2	2	0	1	0	1	**6**
Total	**120**	**71**	**72**	**63**	**43**	**33**	**144**	**546**

	Repetitions - Last formal preference							
	1 (multiple 2nd pref)	2 (multiple 3rd pref)	3 (multiple 4th pref)	4 (multiple 5th pref)	5 (multiple 6th pref)	6 (multiple 7th pref)	Total	Total
Australian Labor Party								
BROWN, Meg	7	3	7	6	1	4	**28**	**68**
DEANE, Kaspar	2	4	3	2	0	4	**15**	**41**
DI VIRGILIO, Traycee	1	0	3	3	0	1	**8**	**23**
HANNAN, Chris	2	2	0	0	0	3	**7**	**28**
MEYERS, Amelia	1	0	0	0	0	1	**2**	**9**
MUNDAY, Jess	5	2	1	5	1	6	**20**	**42**
WINTER, Dean	13	8	10	12	8	11	**62**	**128**
Group B								
O'BYRNE, David	7	9	14	8	10	4	**52**	**152**
Group C								
ALLINSON, Rayne	0	0	0	0	0	0	**0**	**1**
BACON, Kirsten	1	0	0	0	0	1	**2**	**8**
CHERRIE, Louise	1	0	0	0	0	0	**1**	**3**
GEORGE, Peter	27	10	11	9	10	15	**82**	**134**
HOUSTON, Anthony	0	0	1	0	1	0	**2**	**7**
JENNER, Andrew	0	0	1	0	0	0	**1**	**3**
MATERIA, Chrissie	0	1	2	0	0	0	**3**	**6**
Liberal Party								
ABETZ, Eric	6	5	4	4	2	16	**37**	**73**
GARVIN, Josh	2	1	0	0	3	3	**9**	**16**
HOWLETT, Michele	6	3	1	0	3	2	**15**	**26**
MILLER, Natasha	0	1	1	3	1	2	**8**	**20**
PETRUSMA, Jacquie	6	6	2	5	3	7	**29**	**63**
STREET, Nic	2	1	5	4	1	6	**19**	**38**
YOUNG, Dean	3	4	2	1	3	2	**15**	**35**
Tasmanian Greens								
ALLEN, Carly	2	0	2	1	0	0	**5**	**7**
CHAPMAN, Brian	2	0	0	1	1	1	**5**	**7**
CORDOVER, Gideon	0	0	1	0	0	0	**1**	**1**
DONNELLON, Mark	0	0	0	0	1	0	**1**	**2**
FITZGERALD, Owen	0	2	1	0	0	3	**6**	**11**
MUNSHI, Adi	1	1	0	0	0	0	**2**	**3**
WOODRUFF, Rosalie	16	10	7	7	3	9	**52**	**69**
ungrouped								
GIBBENS, Sarah	0	0	0	0	0	0	**0**	**5**
WILLINK, Hans Jurriaan	0	0	0	0	0	1	**1**	**7**
Total	**113**	**73**	**79**	**71**	**52**	**102**	**490**	**1,036**

2025 House of Assembly elections

Division of Lyons – Informal ballot paper survey

Apparent intentional informal voting		
Blank		1,304
Deliberate informal or scribble/messages only		1,462
Total		**2,766**

Apparent unintentional informality		
Contains writing identifying elector		10
Contains only ticks or crosses		658
Some numbers but no first preference		89
One first preference, but includes repetitions or omissions between 2 and 7		1,286
Two or more first preferences		
• 2 first preferences	264	
• 3 first preferences	41	
• 4 first preferences	21	
• 5 first preferences	33	
• 6 first preferences	23	
• 7 first preferences		
Consecutive numbers from 1 within each column	47	
Other	17	
• greater than 7 first preferences	31	477
Total		**2,520**

Otherwise determined as informal by the returning officer	7
Total	**5,293**

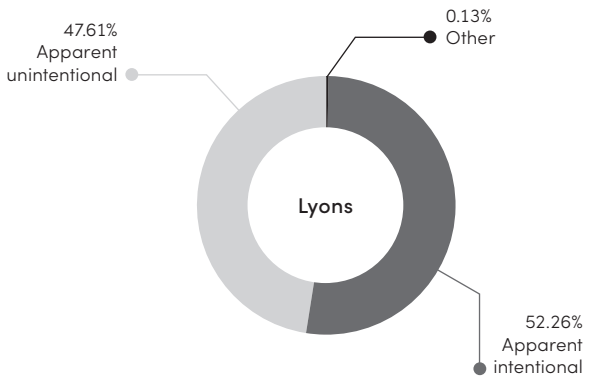

Division of Lyons – Repetitions and omissions

This table shows a break down of the informal ballot paper category "One first preference, but includes repetitions or omissions between 2 and 7". Ballot papers are listed against the candidate that received the first preference, and by last formal preference.

	Omissions - Last formal preference							
	1 (no 2nd pref)	2 (no 3rd pref)	3 (no 4th pref)	4 (no 5th pref)	5 - (no 6th pref)		6 (no 7th pref)	Total
					5 last pref	later prefs		
Shooters, Fishers, Farmers TAS								
DI FALCO, Carlo	149	29	19	15	15	1	44	**272**
The Nationals								
HADDON-CAVE, Francis	1	1	0	1	1	0	0	**4**
JENNER, Andrew	4	2	3	1	5	1	2	**18**
MANDELSON, Rick	3	1	0	0	2	0	4	**10**
PYECROFT, Lesley	4	1	1	1	1	1	4	**13**
TUCKER, John	5	4	1	3	7	1	8	**29**
Tasmanian Greens								
ALLAN, Alistair	0	1	1	1	0	0	1	**4**
BADGER, Tabatha	3	2	3	6	2	0	2	**18**
BROWN, Craig	1	0	1	0	2	0	4	**8**
CAVANAGH, Joey	0	2	1	0	0	0	2	**5**
HOUGHTON, Mitch	0	2	0	0	0	0	0	**2**
RUBENACH-QUINN, Hannah	1	1	2	3	2	0	3	**12**
SHAPCOTT, Isabel	0	0	1	1	0	0	2	**4**
Group D								
OFFORD, Angela	6	3	3	0	1	0	4	**17**
Australian Labor Party								
BATT, Edwin	2	3	4	4	0	0	6	**19**
BUTLER, Jen	13	9	11	8	7	1	14	**63**
CAMPBELL, Shannon	2	5	3	3	1	0	3	**17**
FARRELL, Casey	6	5	3	7	2	1	3	**27**
GOSS, Richard	5	2	3	6	1	3	1	**21**
MITCHELL, Brian	10	2	10	1	8	1	13	**45**
O'DONNELL, Saxon	2	1	2	3	0	0	2	**10**
Liberal Party								
BARNETT, Guy	11	11	5	9	6	1	19	**62**
CAMERON, Stephanie	6	3	3	3	1	1	4	**21**
GROVES, Bree	1	5	0	0	1	2	2	**11**
HALLETT, Richard	2	3	3	1	3	0	6	**18**
HOWLETT, Jane	17	14	7	8	8	1	15	**70**
LYNE, Poppy	0	3	1	3	0	0	7	**14**
SHELTON, Mark	7	7	3	7	4	0	6	**34**
ungrouped								
BIGG, Phillip	0	1	0	1	0	1	0	**3**
BROOMHALL, Ray	1	0	1	0	0	0	1	**3**
DARE, Paul	0	0	0	0	1	1	2	**4**
DRACOULIS, Michelle	1	4	4	1	1	0	3	**14**
HAWKINS, John	0	2	1	2	2	0	0	**7**
LEV, Jiri	1	0	0	0	1	0	0	**2**
MURTAGH, Tennille	0	1	2	0	0	0	1	**4**
Total	**264**	**130**	**102**	**99**	**85**	**17**	**188**	**885**

	Repetitions - Last formal preference							
	1 (multiple 2nd pref)	2 (multiple 3rd pref)	3 (multiple 4th pref)	4 (multiple 5th pref)	5 (multiple 6th pref)	6 (multiple 7th pref)	Total	Total
Shooters, Fishers, Farmers TAS								
DI FALCO, Carlo	11	8	8	9	3	7	**46**	**318**
The Nationals								
HADDON-CAVE, Francis	2	1	1	1	0	0	**5**	**9**
JENNER, Andrew	3	1	1	3	0	0	**8**	**26**
MANDELSON, Rick	0	0	1	0	0	0	**1**	**11**
PYECROFT, Lesley	1	0	1	0	0	0	**2**	**15**
TUCKER, John	5	1	2	6	4	0	**18**	**47**
Tasmanian Greens								
ALLAN, Alistair	2	2	2	0	0	1	**7**	**11**
BADGER, Tabatha	7	7	3	1	4	5	**27**	**45**
BROWN, Craig	1	0	1	0	1	0	**3**	**11**
CAVANAGH, Joey	0	2	0	1	0	0	**3**	**8**
HOUGHTON, Mitch	1	1	0	0	0	1	**3**	**5**
RUBENACH-QUINN, Hannah	2	0	1	0	0	0	**3**	**15**
SHAPCOTT, Isabel	0	1	0	1	0	1	**3**	**7**
Group D								
OFFORD, Angela	1	1	1	1	1	0	**5**	**22**
Australian Labor Party								
BATT, Edwin	3	1	2	1	1	5	**13**	**32**
BUTLER, Jen	6	7	9	5	0	6	**33**	**96**
CAMPBELL, Shannon	2	0	1	4	1	1	**9**	**26**
FARRELL, Casey	3	4	5	2	2	6	**22**	**49**
GOSS, Richard	8	1	6	2	1	2	**20**	**41**
MITCHELL, Brian	3	3	2	2	6	5	**21**	**66**
O'DONNELL, Saxon	1	1	0	0	0	1	**3**	**13**
Liberal Party								
BARNETT, Guy	6	5	4	3	2	10	**30**	**92**
CAMERON, Stephanie	2	4	2	1	2	1	**12**	**33**
GROVES, Bree	0	3	0	0	0	0	**3**	**14**
HALLETT, Richard	1	1	1	1	3	5	**12**	**30**
HOWLETT, Jane	11	4	8	3	4	12	**42**	**112**
LYNE, Poppy	2	0	0	1	0	1	**4**	**18**
SHELTON, Mark	8	1	5	2	1	2	**19**	**53**
ungrouped								
BIGG, Phillip	1	1	0	1	0	0	**3**	**6**
BROOMHALL, Ray	0	0	1	0	0	0	**1**	**4**
DARE, Paul	0	0	0	0	0	0	**0**	**4**
DRACOULIS, Michelle	1	1	1	2	1	1	**7**	**21**
HAWKINS, John	3	2	0	1	0	0	**6**	**13**
LEV, Jiri	2	0	2	1	0	0	**5**	**7**
MURTAGH, Tennille	1	0	0	0	0	1	**2**	**6**
Total	**100**	**64**	**71**	**55**	**37**	**74**	**401**	**1,286**

Appendix B

Last 3 periodic cycles of Legislative Council elections

2008–2025

Last 6 House of Assembly elections

19 July 2025

23 March 2024

1 May 2021

3 March 2018

15 March 2014

20 March 2010

Legislative Council election statistics

This table contains statistics on the last three periodic cycles of Legislative Council elections. For earlier elections statistics, see previous editions of this publication.

				Electors who voted		Pre-poll voters		Postal voters				Informal votes	
		No. of candidates	Electors Enrolled	Number	% of enrolled electors	Number	% of electors who voted	Number issued	% of enrolled electors	Number admitted	% of electors who voted	Number	% of electors who voted
2008	Huon	2	24,539	20,332	82.86%	777	3.82%	1,987	8.10%	1,793	8.82%	748	3.68%
	Rosevears	2	23,402	18,760	80.16%	1,107	5.90%	1,369	5.85%	1,244	6.63%	881	4.70%
Elections conducted on new boundaries determined 10 May 2008													
2009	Derwent	3	24,491	20,098	82.06%	448	2.23%	1,495	6.10%	1,335	6.64%	855	4.25%
	Mersey	4	23,568	20,271	86.01%	2,148	10.60%	1,134	4.81%	1,010	4.98%	564	2.78%
	Windermere	5	23,311	18,756	80.46%	832	4.44%	1,530	6.56%	1,411	7.52%	672	3.58%
	Pembroke by-election	8	24,697	21,005	85.05%	2,445	11.64%	1,876	7.60%	1,683	8.01%	740	3.52%
2010	Apsley	1	UNCONTESTED										
	Elwick	3	25,242	20,476	81.19%	2,481	12.12%	2,007	7.95%	1,814	8.86%	842	4.10%
2011	Derwent by-election	5	24,905	21,085	84.66%	1,359	6.45%	1,578	6.34%	1,407	6.67%	1,410	6.69%
	Launceston	4	23,689	20,010	84.47%	2,270	11.34%	1,409	5.95%	1,276	6.38%	673	3.36%
	Murchison	1	UNCONTESTED										
	Rumney	6	25,289	21,578	85.33%	1,946	9.02%	1,519	6.01%	1,421	6.59%	968	4.49%
2012	Hobart	6	23,690	17,949	75.77%	1,265	7.05%	1,606	6.78%	1,402	7.81%	550	3.06%
	Western Tiers	2	23,478	19,136	81.51%	398	2.08%	1,973	8.40%	1,771	9.25%	1,080	5.64%
2013	Montgomery	4	23,866	20,715	86.80%	2,184	10.54%	1,374	5.76%	1,209	5.84%	1,096	5.29%
	Nelson	4	22,983	18,818	81.88%	1,906	10.13%	1,799	7.83%	1,572	8.35%	668	3.55%
	Pembroke	3	24,727	21,260	85.98%	1,928	9.07%	1,981	8.01%	1,802	8.48%	774	3.64%
2014	Huon	7	25,276	21,528	85.17%	855	3.97%	2,310	9.14%	2,049	9.52%	912	4.24%
	Rosevears	2	25,047	20,369	81.32%	2,419	11.88%	1,663	6.64%	1,428	7.01%	728	3.57%
2015	Derwent	2	25,816	20,698	80.18%	1,340	6.47%	1,539	5.96%	1,399	6.76%	1,283	6.20%
	Mersey	2	23,857	20,245	84.86%	2,256	11.14%	1,204	5.05%	1,098	5.42%	737	3.64%
	Windermere	4	23,374	18,375	78.61%	1,209	6.58%	1,634	6.99%	1,488	8.10%	972	5.29%
2016	Apsley	4	23,334	19,623	84.10%	1,979	10.09%	1,810	7.76%	1,580	8.05%	788	4.02%
	Elwick	3	25,580	20,135	78.71%	2,407	11.95%	1,585	6.20%	1,411	7.01%	1,019	5.06%
2017	Launceston	6	24,270	20,441	84.22%	2,410	11.79%	1,768	7.28%	1,520	7.44%	746	3.65%
	Murchison	2	24,145	20,392	84.46%	2,643	12.96%	1,611	6.67%	1,401	6.87%	676	3.32%
	Rumney	6	27,891	23,554	84.45%	2,768	11.75%	1,743	6.25%	1,515	6.43%	919	3.90%
	Pembroke by-election	7	26,079	22,266	85.38%	3,393	15.24%	1,672	6.41%	1,479	6.64%	772	3.47%
Elections conducted on new boundaries determined 5 August 2017													
2018	Hobart	6	24,665	18,849	76.42%	2,491	13.22%	1,687	6.84%	1,419	7.53%	554	2.94%
	Prosser	13	23,527	20,345	86.48%	2,614	12.85%	2,061	8.76%	1,880	9.24%	1,018	5.00%
2019	Montgomery	4	27,913	23,520	84.26%	4,656	19.80%	1,156	4.14%	1,020	4.34%	889	3.78%
	Nelson	10	24,086	19,826	82.31%	4,135	20.86%	1,288	5.35%	1,077	5.43%	547	2.76%
	Pembroke	5	22,980	19,583	85.22%	3,428	17.50%	1,290	5.61%	1,129	5.77%	632	3.23%

				Electors who voted		Pre-poll voters		Postal voters				Informal votes	
		No. of candidates	Electors Enrolled	Number	% of enrolled electors	Number	% of electors who voted	Number issued	% of enrolled electors	Number admitted	% of electors who voted	Number	% of electors who voted
2020	Huon	6	26,048	22,287	85.56%	1,787	8.02%	10,964	42.09%	10,366	46.51%	571	2.56%
	Rosevears	6	27,503	23,326	84.81%	2,758	11.82%	11,445	41.61%	10,732	46.01%	462	1.98%
2021	Derwent	3	26,618	21,730	81.64%	4,375	20.13%	2,162	8.12%	1,734	7.98%	1,217	5.60%
	Mersey	1	28,627	UNCONTESTED									
	Windermere	5	27,342	22,360	81.78%	4,309	19.27%	2,526	9.24%	2,051	9.17%	1,084	4.85%
2022	Elwick	3	23,925	18,668	78.03%	2,352	12.60%	7,076	29.58%	6,450	34.55%	680	3.64%
	Huon by-election	5	26,876	23,166	86.20%	1,605	6.93%	10,037	37.35%	9,313	40.20%	615	2.65%
	McIntyre	3	29,391	24,394	83.00%	3,323	13.62%	8,785	29.89%	7,989	32.75%	869	3.56%
	Pembroke by-election	5	23,286	18,905	81.19%	4,660	24.65%	1,923	8.26%	1,730	9.15%	574	3.04%
2023	Launceston	2	25,361	20,895	82.39%	4,238	20.28%	2,622	10.34%	2,381	11.40%	1,020	4.88%
	Murchison	4	28,114	23,949	85.19%	5,960	24.89%	1,952	6.94%	1,756	7.33%	936	3.91%
	Rumney	4	27,606	22,744	82.39%	3,994	17.56%	2,352	8.52%	2,060	9.06%	726	3.19%
2024	Elwick by-election	4	23,669	19,134	80.84%	6,030	31.51%	1,833	7.74%	1,654	8.64%	816	4.26%
	Hobart	7	24,538	19,769	80.56%	4,370	22.11%	1,923	7.84%	1,706	8.63%	497	2.51%
	Prosser	5	27,419	22,365	81.57%	6,454	28.86%	1,977	7.21%	1,785	7.98%	856	3.83%
2025	Montgomery	5	29,824	24,548	82.31%	7,800	31.77%	1,627	5.46%	1,413	5.76%	906	3.69%
	Nelson	3	25,560	20,985	82.10%	6,452	30.75%	1,799	7.04%	1,599	7.62%	394	1.88%
	Pembroke	5	23,438	19,771	84.35%	5,586	28.25%	1,868	7.97%	1,644	8.32%	449	2.27%

Note:

Since 2006, voters issued with interstate pre-polls and Antarctic votes have been counted as postal votes.

Since 2010, express votes have also been included with the postal count.

During the COVID pandemic in 2020 the TEC encouraged postal voting, resulting in a higher percentage of postal ballots.

The 2021 Legislative Council elections were held concurrently with the State House of Assembly election.

At the 2022 Elwick, Huon and McIntyre elections held in May, a postal vote application form was included in an information pack sent to all electors, resulting in a higher percentage of postal votes.

Since 2022, telephone votes have been included in the postal count.

Early votes (pre-poll and postal) admitted as a percentage of electors who voted

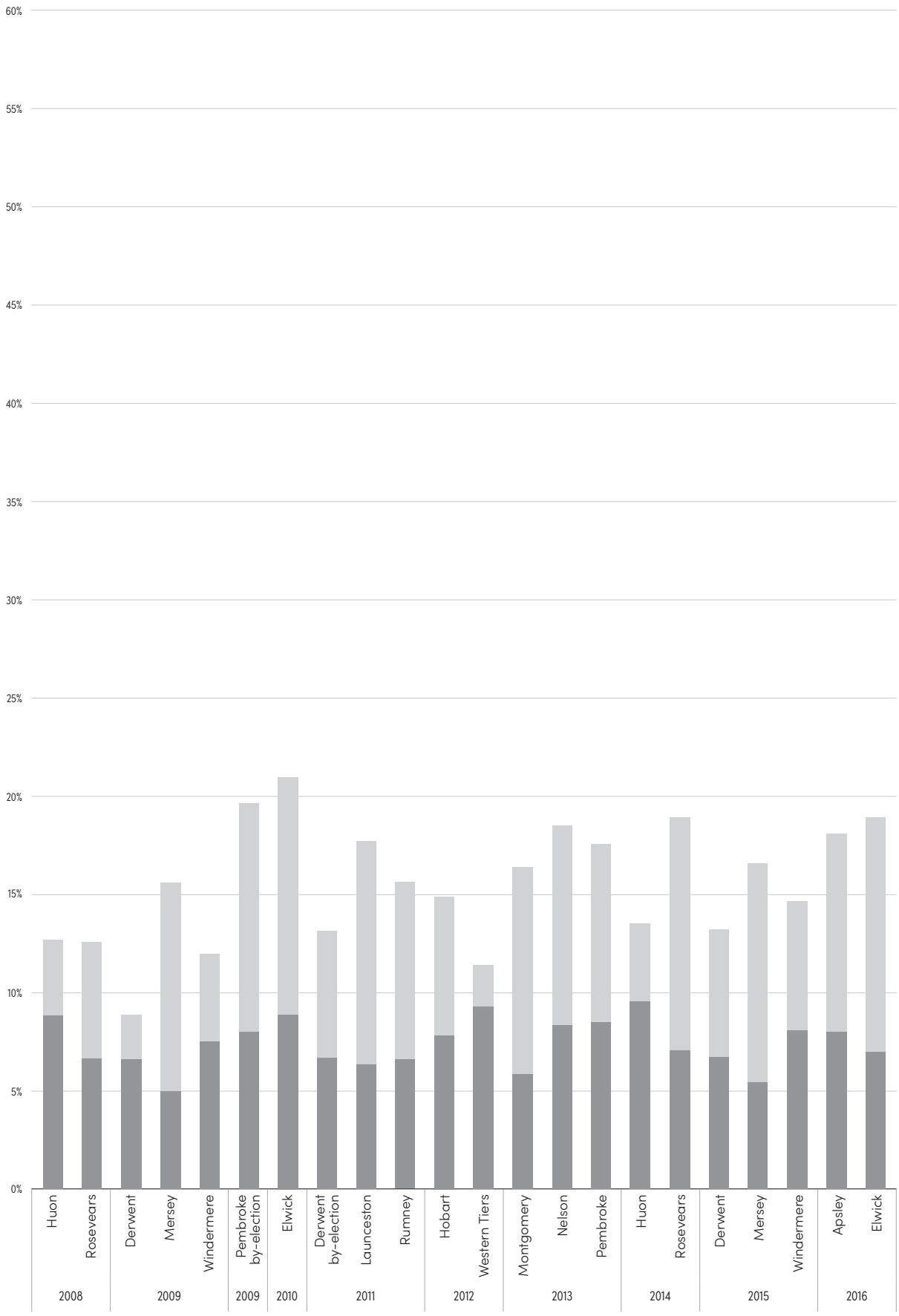

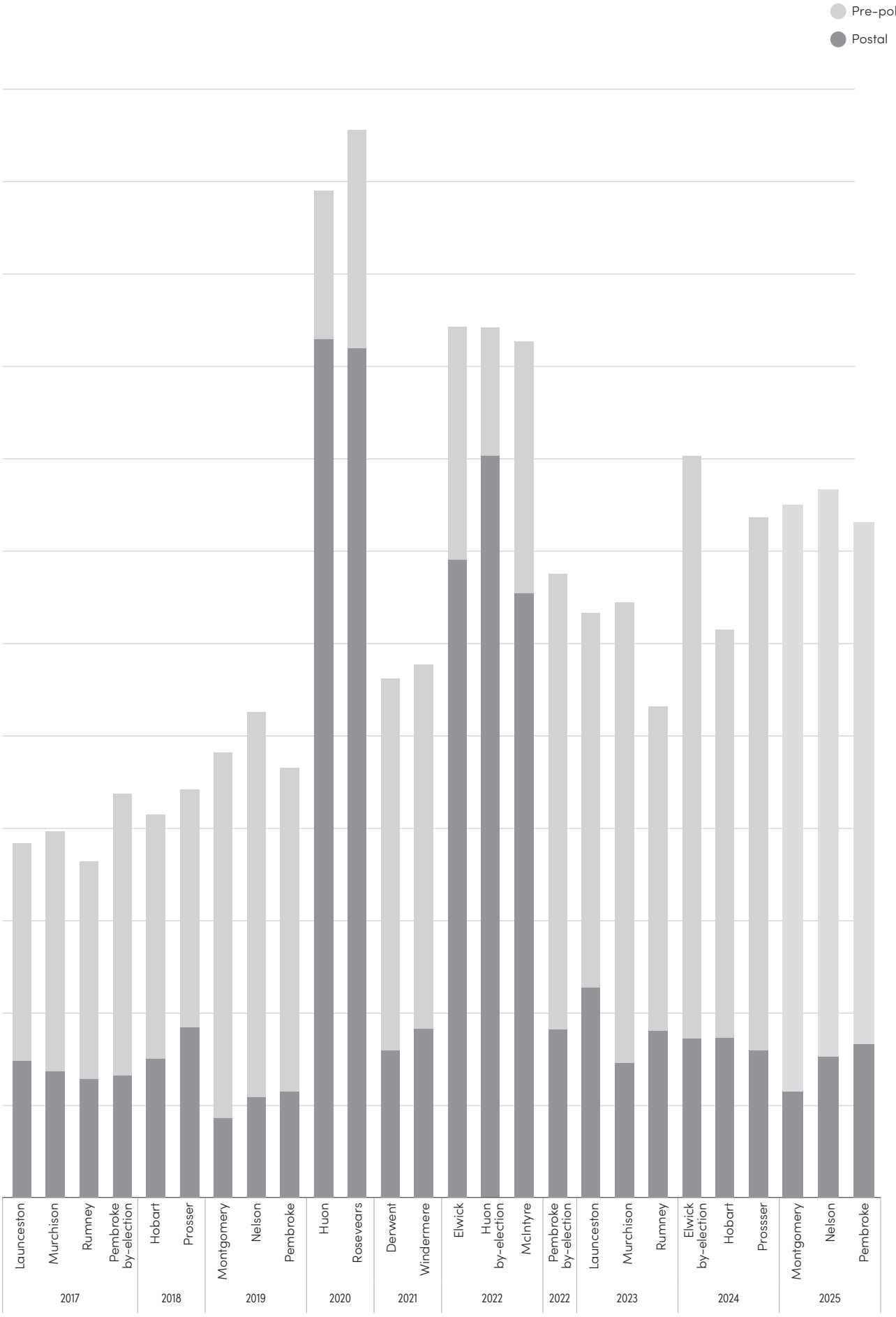
Pre-poll
Postal
Launceston
Murchison
Rumney
Pembroke by-election
2017
Hobart
Prosser
2018
Montgomery
Nelson
Pembroke
2019
Huon
Rosevears
2020
Derwent
Windermere
2021
Elwick
Huon by-election
McIntyre
2022
Pembroke by-election
2022
Launceston
Murchison
Rumney
2023
Elwick by-election
Hobart
Prossser
2024
Montgomery
Nelson
Pembroke
2025

House of Assembly election statistics

General election statistics

	20-Mar-10	15-Mar-14	3-Mar-18	1-May-21	23-Mar-24	19-Jul-25
Estimated mean population	504,400	513,400	524,700	541,500	574,700	576,100
Voting Eligible Population (VEP)	n/a	382,263	389,894	404,844	415,007	415,856
Close of roll enrolment	357,315	366,442	381,183	394,432	408,197	412,905
Enrolment (% of mean population)	70.84	71.38	72.65	72.84	71.03	71.67
Enrolment rate (% of VEP)	n/a	95.86	97.77	97.43	98.36	99.29
Ballot papers cast	335,353	342,595	352,180	359,805	372,077	371,822
% of electors on the roll	93.85	93.49	92.39	91.22	91.15	90.05
Formal ballot papers	320,438	326,163	334,871	341,350	348,612	350,121
Informal ballot papers	14,915	16,432	17,309	18,455	23,465	21,701
Informality rate (%)	4.45	4.80	4.91	5.13	6.31	5.84
No. of candidates	89	126	109	105	167	161
No. of deposits forfeited	37	47	55	50	85	87
No. elected at first count	6	8	7	5	4	6
Total number of counts*	194	330	253	203	340	403
Greatest no. of counts in a division	59	87	73	52	85	92

* Number of members in Tasmania's House of Assembly increased in 2024 from 25 to 35, with each division increasing from 5 members to 7.

Party representation

	Liberal Party		Australian Labor Party		Tasmanian Greens		Jacqui Lambie Network		Other		
	Proportion of seats	Seats won	Proportion of seats	Seats won	Proportion of seats	Seats won	Proportion of seats	Seats won	Proportion of seats	Seats won	
2025	13.95	14	9.05	10	5.05	5	-	-	6.94	6	35 Members
2024	12.83	14	10.15	10	4.86	5	2.34	3	4.82	3	35 Members
2021	12.18	13	7.05	9	3.09	2	-	-	2.67	1	25 Members
2018	12.56	13	8.16	10	2.57	2	-	-	1.70	0	25 Members
2014	12.80	15	6.83	7	3.46	3	-	-	1.91	0	25 Members
2010	9.75	10	9.22	10	5.40	5	-	-	0.63	0	25 Members

Close of roll enrolment

	Bass	Braddon	Clark^	Franklin	Lyons	Tasmania
2025	80,566	84,566	74,385	83,928	89,460	412,905
2024	80,126	83,875	74,236	82,238	87,722	408,197
2021	78,182	81,211	73,998	78,130	82,911	394,432
2018	74,624	73,601	74,397	79,290	79,271	381,183
2014	72,754	72,238	72,445	74,189	74,816	366,442
2010	71,305	72,016	71,322	70,326	72,346	357,315

Ballot papers cast

	Bass	Braddon	Clark^	Franklin	Lyons	Tasmania	Percentage
2025	71,993	75,698	67,157	76,745	80,229	371,822	90.05%
2024	72,630	76,213	67,258	76,156	79,820	372,077	91.15%
2021	70,896	73,924	67,131	72,289	75,565	359,805	91.22%
2018	68,499	68,098	68,026	74,161	73,396	352,180	92.39%
2014	67,589	67,757	67,174	69,893	70,182	342,595	93.49%
2010	66,860	67,773	66,317	66,593	67,810	335,353	93.85%

Informality rate (%)

	Bass	Braddon	Clark^	Franklin	Lyons	Tasmania
2025	6.31	6.62	4.64	4.87	6.60	5.84
2024	6.48	6.85	5.43	5.40	7.23	6.31
2021	5.00	5.36	5.03	4.19	6.01	5.13
2018	5.14	5.57	4.17	4.03	5.69	4.91
2014	4.63	5.12	4.79	3.99	5.45	4.80
2010	4.73	4.86	3.83	3.83	4.97	4.45

^was Division of Denison prior to 2021 elections. Following amendments to the *Constitution Act*, which gained Royal Assent on 28 September 2018, House of Assembly electoral names and boundaries were updated to match changes to Federal divisions.

Special votes admitted

	2010	2014	2018	2021	2024	2025
Polling Day - Out of Division	20,890	21,649	23,311	17,444	16,264	14,075
Provisional	3,315	1,979	1,488	1,665	1,181	1,180
Early votes						
Pre-poll	13,456	22,830	36,426	69,644	82,719	101,570
Postal	24,101	24,086	23,425	26,942	30,832	35,299
Mobile	2,720	4,197	4,933	4,992	4,787	4,992
Total Early votes	40,277	51,113	64,784	101,578	118,338	141,861
Total	**64,482**	**74,741**	**89,583**	**120,687**	**135,783**	**157,116**

Early votes (pre-poll, postal, mobile special votes) admitted as a percentage of total ballot papers cast

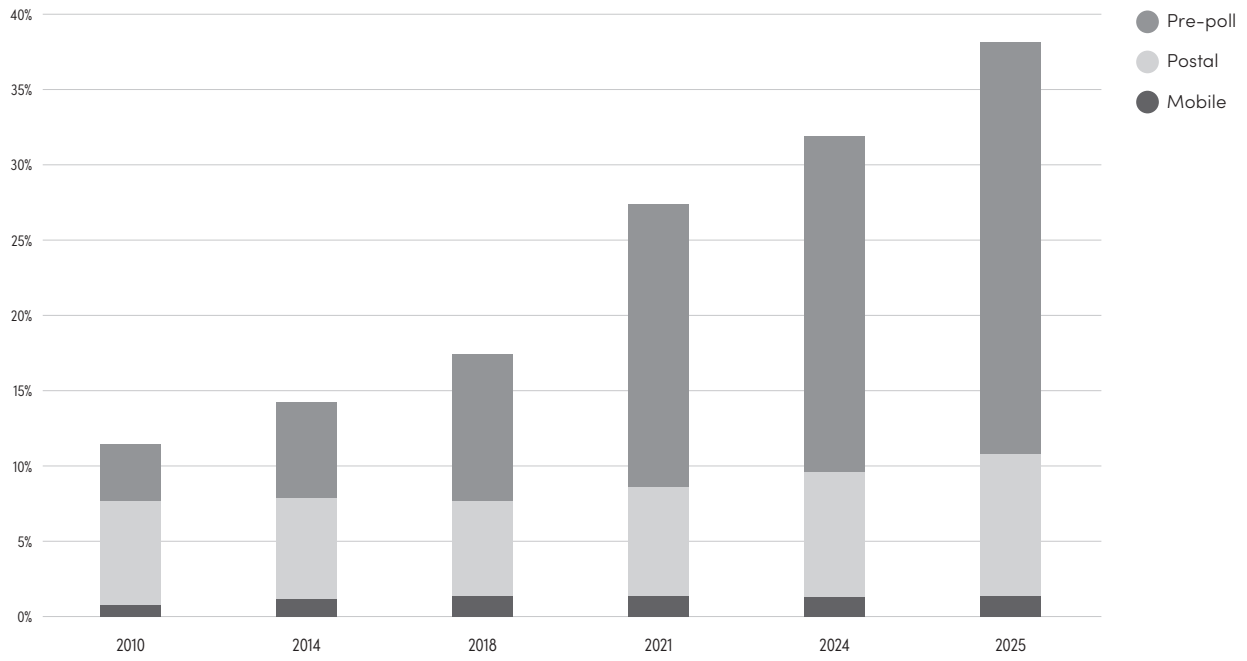

Exhausted votes

	Bass	Braddon	Clark^	Franklin	Lyons	Tasmania
2025	5,383	2,824	1,954	2,237	5,242	17,640
2024	4,953	3,317	3,475	2,947	4,182	18,874
2021	3,529	2,635	3,020	1,641	1,706	12,531
2018	5,983	4,934	2,992	1,191	7,224	22,324
2014	4,948	5,516	6,630	2,212	3,458	22,764
2010	2,635	2,224	2,830	2,896	2,128	12,713

^was Division of Denison prior to 2024 elections. Following amendments to the *Constitution Act*, which gained Royal Assent on 28 September 2018, House of Assembly electoral names and boundaries were updated to match changes to Federal divisions.

Appendix C

Candidate details

2025 Legislative Council elections

2025 House of Assembly elections

Legislative Council candidate details

2025 Periodic elections

Division of Montgomery

	BRIGGS, Darren	Doctor - General Practitioner	Penguin	Tasmanian Greens
	BURNETT, Gatty	Student	Devonport	
^	HISCUTT, Casey	Senior Estimator	Spreyton	Independent
	PARRY, Stephen	Company Director	Ulverstone	Liberal Party
	PICKIN, Adrian	Ranger	Burnie	Shooters, Fishers, Farmers TAS

Division of Nelson

	VERMEY, Marcus	Butcher	West Hobart	Liberal Party
	VOLF, Nathan	Social Worker	Sandy Bay	Tasmanian Greens
*^	WEBB, Meg	Member of the Legislative Council	Mount Nelson	Independent

Division of Pembroke

	ALLEN, Carly	Graphic Designer and Marketing	Mornington	Tasmanian Greens
*^	EDMUNDS, Luke	Member of the Legislative Council	Bellerive	Australian Labor Party
	LORING, Steve	Support Worker	Carlton River	Shooters, Fishers, Farmers TAS
	MULDER, Tony	Councillor	Howrah	Independent
	RITCHIE, Allison	General Manager Hobart PCYC	Runnymede	Independent

* denotes incumbent member
^ denotes elected candidate

House of Assembly candidate details

Division of Bass

Tasmanian Greens			
	BALL, Lauren	Student	Rowella
	FITTLER, Jack	Policy and Parliamentary Adviser	South Launceston
	HALL, Tom	Medical Doctor	Launceston
	LAYTON-BENNETT, Anne	Writer	Swan Bay
	McLENNAN, Charlene	Solicitor	Trevallyn
	MARCH, Eric	Dentist	Trevallyn
*^	ROSOL, Cecily	Member of Parliament	South Launceston
The Nationals			
	ARMSTRONG, Angela	Lawyer	Low Head
	COOPER, Carl	Farmer	Rowella
Australian Labor Party			
	ANDERSON, Melissa	Public Servant	Invermay
*^	FINLAY, Janie	Member of Parliament	St Leonards
	GORDON, Will	Registered Nurse	Trevallyn
^	GREENE, Jess	Union Organiser	Riverside
	LYONS, Geoff	Retired	Riverside
	MOORE, Luke	Marine Engineer	Trevallyn
	THOMAS, Peter	Finance Executive	Clarence Point
Liberal Party			
^	ARCHER, Bridget	Farmer	George Town
*^	FAIRS, Rob	Member of Parliament	South Launceston
*^	FERGUSON, Michael	Member of Parliament	Trevallyn
	GATENBY, Chris	Senior Adviser	West Launceston
	QUAILE, Sarah	Government Adviser	Launceston
	SLADDEN, Julie	Councillor	Legana
*	WOOD, Simon	Member of Parliament	Newstead
Group E			
^	RAZAY, George	Physician	Launceston
Shooters, Fishers, Farmers TAS			
	FRYDRYCH, Michal	Retired	Legana
ungrouped			
	DAVENPORT, Jack	Social Worker	Blackwall
	EDWARDS, Fenella	Artist	Trevallyn
	GROAT, Daniel	Sales Representative	Kings Meadows
	LARNER, Caroline	Owner Builder	Gravelly Beach
*	PENTLAND, Rebekah	Member of Parliament	White Hills
	WALKER, Tim	Councillor	South Launceston

* denotes incumbent member
^ denotes elected candidate

Division of Braddon

Tasmanian Greens			
	BLEYER, Vanessa	Lawyer	Stanley
	FERGUS, Haru	Student	Ulverstone
	JORDAN, Scott	Campaigner	Burnie
	KINGSTON, Thomas	Retired	Port Sorell
	MORROW, Erin	Health Worker	Devonport
	WARD, Susanne	Manager	Devonport
	WILDEN, Petra	Laboratory Technician	Tugrah
Group B			
	BALDOCK, Claudia	Councillor	Port Sorell
	COURTNEY, Andrea	Mental Health Worker	Wynyard
	HARRISON, Cristale	Community Advocate	Shearwater
	MARTIN, Adam	Builder	Ridgley
	REDGRAVE, James	Volunteer Leader	Shearwater
	RYAN, Malcolm	Chocolatier	Latrobe
Group C			
	BADCOCK, Joel	Consultant	Devonport
Group D			
*^	GARLAND, Craig	Member of Parliament	Boat Harbour
Australian Labor Party			
*^	BROAD, Shane	Member of Parliament	Turners Beach
	DIPROSE, Amanda	Councillor	Ulverstone
*^	DOW, Anita	Member of Parliament	Romaine
	FULLER, Cheryl	Mayor	West Ulverstone
	HUNT, Kelly (Hooch)	Public Engagement Officer	Forth
	LUKE, Adrian	Company Director	Spreyton
	WOODHOUSE, Tara	Retail Sales Assistant	Ulverstone
Liberal Party			
*^	ELLIS, Felix	Member of Parliament	Sassafras
*^	JAENSCH, Roger	Member of Parliament	Wynyard
	PARRY, Stephen	Company Director	Ulverstone
^	PEARCE, Gavin	Farmer	Lapoinya
*^	ROCKLIFF, Jeremy	Member of Parliament	Sassafras
	SIMPSON, Giovanna	Deputy Mayor	Havenview
	WYLIE, Kate	Councillor	Turners Beach
The Nationals			
*	BESWICK, Miriam	Member of Parliament	Devonport
	ROBERTS, Andrew	Property Maintenance Contractor	Deloraine
Shooters, Fishers, Farmers TAS			
	PICKIN, Adrian	Ranger	Burnie
ungrouped			
	BARNES, Dami	Pole Dancing Instructor	Miandetta
	BURNETT, Gatty	Student	Devonport
	HAMILTON, Jennifer	President of The Coastal Voice	Ulverstone
	MILLET, Ernst	Paramedic	Devonport
	MORGAN, Matthew	Tourism Boat Skipper	Smithton
	WELLS, Melissa Jane	Carer	South Forest

* denotes incumbent member
^ denotes elected candidate

House of Assembly candidate details, cont'd

Division of Clark

Australian Labor Party			
*^	HADDAD, Ella	Member of Parliament	Lenah Valley
	KAMARA, John	Public Servant	Granton
	McLAREN, Liam	Event Organiser	South Hobart
	McLAUGHLIN, Tessa	Electrician	Lenah Valley
	MARTIN, Luke	Adviser	Berriedale
	SHIRLEY, Craig	Union Administrative Officer	Claremont
*^	WILLIE, Josh	Member of Parliament	Moonah
Tasmanian Greens			
*^	BAYLEY, Vica	Member of Parliament	Taroona
*^	BURNET, Helen	Member of Parliament	North Hobart
	CARUANA, Pat	Media Adviser	North Hobart
	JONES, Peter	Volunteer Worker	Lenah Valley
	SHELLEY, Janet	Sustainability Manager	Lenah Valley
	TEMPLETON, Angus	Tour Guide	Sandy Bay
	VOLF, Nathan	Social Worker	Sandy Bay
Group C			
*^	JOHNSTON, Kristie	Member of Parliament	Glenorchy
Group D			
	ARCHER, Elise	Lawyer	Tolmans Hill
Liberal Party			
	BARNETT, Jessica	Adviser	Mount Nelson
*	BEHRAKIS, Simon	Member of Parliament	New Town
	DI FLORIO, Marilena	Senior Program Officer	Glenorchy
	JOHNSTONE, Edwin	Self Employed	Battery Point
*^	OGILVIE, Madeleine	Member of Parliament	South Hobart
^	VERMEY, Marcus	Butcher	West Hobart
	WAN, David	Policy Officer	Rokeby
ungrouped			
	GOLDSMITH, Jags	Mentor	Howden
	MACGOWAN, John	Public Relations Consultant	Glenorchy
	PHIPPS, Steven	Scientist	Sandy Bay

* denotes incumbent member
^ denotes elected candidate

Division of Franklin

Australian Labor Party			
*^	BROWN, Meg	Member of Parliament	Warrane
	DEANE, Kaspar	Teacher	Taroona
	DI VIRGILIO, Traycee	Director	Howrah
	HANNAN, Chris	Mental Health Social Worker	Seven Mile Beach
	MEYERS, Amelia	Student	Tranmere
	MUNDAY, Jess	Union Secretary	Blackmans Bay
*^	WINTER, Dean	Member of Parliament	Kingston Beach
Group B			
*^	O'BYRNE, David	Member of Parliament	New Town
Group C			
	ALLINSON, Rayne	Writer	Taroona
	BACON, Kirsten	Educator	Kingston Beach
	CHERRIE, Louise	Environmental Consultant	Mount Stuart
^	GEORGE, Peter	Writer	Deep Bay
	HOUSTON, Anthony	Retired Farmer	Cambridge
	JENNER, Andrew	House Husband	Seven Mile Beach
	MATERIA, Chrissie	Consultant	Woodbridge
Liberal Party			
*^	ABETZ, Eric	Member of Parliament	Blackmans Bay
	GARVIN, Josh	Lawyer	Oakdowns
	HOWLETT, Michele	Small Business Owner	Seven Mile Beach
	MILLER, Natasha	Ministerial Adviser	Acton Park
*^	PETRUSMA, Jacquie	Member of Parliament	Roches Beach
*	STREET, Nic	Member of Parliament	Blackmans Bay
	YOUNG, Dean	Ministerial Adviser	Bellerive
Tasmanian Greens			
	ALLEN, Carly	Graphic Designer	Mornington
	CHAPMAN, Brian	Retired	Bellerive
	CORDOVER, Gideon	Councillor	Allens Rivulet
	DONNELLON, Mark	Software Engineer	Huntingfield
	FITZGERALD, Owen	Electoral Officer	South Arm
	MUNSHI, Adi	Office Manager	Kingston
*^	WOODRUFF, Rosalie	Member of Parliament	Lymington
ungrouped			
	GIBBENS, Sarah	Business Owner	Blackmans Bay
	WILLINK, Hans Jurriaan	IT Project Management	Acton Park

* denotes incumbent member
^ denotes elected candidate

Division of Lyons

Shooters, Fishers, Farmers TAS			
^	DI FALCO, Carlo	Retired	Forcett
The Nationals			
	HADDON-CAVE, Francis	Retired	West Hobart
*	JENNER, Andrew	Member of Parliament	Richmond
	MANDELSON, Rick	Accountant	Oatlands
	PYECROFT, Lesley	Registered Nurse	Perth
	TUCKER, John	Farmer	St Helens
Tasmanian Greens			
	ALLAN, Alistair	Environmental Campaigner	Dodges Ferry
*^	BADGER, Tabatha	Member of Parliament	Ellendale
	BROWN, Craig	Retired Medical Practioner	Eaglehawk Neck
	CAVANAGH, Joey	Retail Worker	Bridgewater
	HOUGHTON, Mitch	Social Work Student	Blackstone Heights
	RUBENACH-QUINN, Hannah	Small Business Owner	St Marys
	SHAPCOTT, Isabel	Support Officer	Deloraine
Group D			
	OFFORD, Angela	Veterinarian	White Hills
Australian Labor Party			
	BATT, Edwin	Lawyer	Melton Mowbray
*^	BUTLER, Jen	Member of Parliament	St Helens
	CAMPBELL, Shannon	Conveyancer	Copping
*	FARRELL, Casey	Member of Parliament	New Norfolk
	GOSS, Richard	Teacher	Longford
^	MITCHELL, Brian	Retired	Penna
	O'DONNELL, Saxon	Pharmacy Student	Midway Point
Liberal Party			
*^	BARNETT, Guy	Member of Parliament	Newstead
	CAMERON, Stephanie	Deputy Mayor	Chudleigh
	GROVES, Bree	Administrator	Selbourne
	HALLETT, Richard	Farmer	Hollow Tree
*^	HOWLETT, Jane	Member of Parliament	Battery Point
	LYNE, Poppy	Company Director	Campbell Town
*^	SHELTON, Mark	Member of Parliament	Bracknell
ungrouped			
	BIGG, Phillip	Tradesman	New Norfolk
	BROOMHALL, Ray	Barrister at Law	Lewisham
	DARE, Paul	Retired	Levendale
	DRACOULIS, Michelle	Mayor	New Norfolk
	HAWKINS, John	Retired Farmer	Chudleigh
	LEV, Jiri	Architect	Ross
	MURTAGH, Tennille	Security Guard	Bridgewater

* denotes incumbent member
^ denotes elected candidate

Appendix D

Polling place details

2025 Legislative Council elections

2025 House of Assembly elections

Legislative Council polling place details

2025 Periodic elections

Division of Montgomery				
Polling place name	**Locality**	**Premise name**	**Address**	**Postcode**
Acton	Acton	Burnie Child and Family Centre	36 Thorne St	7320
Claude Road	Claude Road	Claude Road Memorial Hall	787 Claude Rd	7306
Forth	Forth	Forth Community Hall	680 Forth Rd	7315
Gawler	Gawler	Gawler Hall	15 Top Gawler Rd	7315
Havenview	Havenview	Havenview Primary School	15 Marriott St	7320
Heybridge	Heybridge	Blythe Heads Hall	1 Sice Ave	7316
Highclere	Highclere	Highclere Community Centre	1558 Ridgley Hwy	7321
Lower Barrington	Lower Barrington	Lower Barrington Community Hall	1027 Sheffield Rd	7306
Natone	Natone	Natone Primary School	100 Upper Natone Rd	7321
North Motton	North Motton	North Motton Hall	578 Preston Rd	7315
Penguin	Penguin	Penguin Uniting Church Hall	50 Main Rd	7316
Preston	Preston	Preston Community Centre	1833 Preston Rd	7315
Riana	Riana	Riana Community Centre	1221 Pine Rd	7316
Ridgley	Ridgley	Ridgley Primary School	904 Ridgley Hwy	7321
Romaine	Romaine	Romaine Park Primary School	Cnr Roslyn Ave and Mount St	7320
Sheffield	Sheffield	Sheffield Town Hall	66 High St	7306
South Riana	South Riana	South Riana Hall	776 South Riana Rd	7316
Sprent	Sprent	Sprent Primary School	1245 Castra Rd	7315
Stowport	Stowport	Stowport Public Hall	580 Stowport Rd	7321
Sulphur Creek	Sulphur Creek	Sulphur Creek Hall	310 Preservation Dr	7316
Turners Beach	Turners Beach	Turners Beach Community Centre	Henry St	7315
Ulverstone Central	Ulverstone	Ulverstone Senior Citizens Club	16 King Edward St	7315
Ulverstone East	Ulverstone	East Ulverstone Primary School	18 Crawford St	7315
Ulverstone South	Ulverstone	Ulverstone Secondary College	38 Leven St	7315
West Ulverstone	West Ulverstone	West Ulverstone Primary School	34 Maud St	7315
Wilmot	Wilmot	Wilmot Primary School	61 Main Rd	7310
Wivenhoe	Wivenhoe	Wivenhoe Campus Leighland Christian School	Stowport Rd	7320

2025 Periodic elections, cont'd

Division of Nelson

Polling place name	Locality	Premise name	Address	Postcode
Blackmans Bay	Blackmans Bay	Blackmans Bay Primary School	177 Roslyn Ave	7052
Dynnyrne	Dynnyrne	Princes Street Primary School	Randall St	7005
Kingston	Kingston	Kingborough Community Hub	7 Goshawk Way	7050
Kingston Beach	Kingston Beach	Kingston Beach Community Hall	20 Beach Rd	7050
Kingston West	Kingston	Kingston Sea Scouts Hall	Kingston View Drive	7050
Lower Sandy Bay	Sandy Bay	Sandy Bay Infant School	568 Sandy Bay Rd	7005
Maranoa Heights	Kingston	Southern Christian College	150 Redwood Rd	7050
Mount Nelson	Mount Nelson	Mount Nelson Primary School	388 Nelson Rd	7007
Sandy Bay	Sandy Bay	Wellspring Anglican Church Hall	43-47 Grosvenor St	7005
Sandy Bay Beach	Sandy Bay	Harold Gregg Centre (Sandown Village)	1 Southerwood Dr	7005
Taroona	Taroona	Taroona Primary School	104 Channel Hwy	7053
Waimea Heights	Sandy Bay	Waimea Heights Primary School	12 Balfour Ct	7005

Division of Pembroke

Polling place name	Locality	Premise name	Address	Postcode
Bellerive	Bellerive	Bellerive Primary School	20 Leslie St	7018
Clarence	Bellerive	Clarence High School	25 Wentworth St	7018
Geilston Bay	Geilston Bay	Lindisfarne North Primary School	271 East Derwent Hwy	7015
Howrah	Howrah	Howrah Scout Hall	Howrah Primary School, Howrah Rd	7018
Howrah East	Howrah	Howrah Church of Christ	30 Holland Ct	7018
Lindisfarne	Lindisfarne	Lindisfarne Primary School	17 Loatta Rd	7015
Lindisfarne Village	Lindisfarne	Lindisfarne Community Activities Centre	37A Lincoln St	7015
Montagu Bay	Montagu Bay	Montagu Bay Primary School	10 Conara Rd	7018
Mornington	Mornington	Citywide Baptist Church	400 Cambridge Rd	7018
Tranmere	Howrah	Tranmere Hall	27 Tranmere Rd	7018
Warrane	Warrane	Warrane Primary School	213 Cambridge Rd	7018

Pre-poll voting centres

Division	Locality	Premise name	Address	Postcode
Montgomery	Burnie	Upper Burnie Memorial Hall	242 Mount St	7320
Montgomery	Sheffield	Sheffield Town Hall	66 High St	7306
Montgomery	Ulverstone	Ulverstone Civic Centre	Cnr Victoria & Patrick St	7315
Nelson	Hobart	Icon Complex	Lower level, Shop 9, 55 Murray St, Hobart	7000
Nelson	Kingston	Kingborough Community Hub	7 Goshawk Way, Kingston	7050
Pembroke	Bellerive	Clarence Uniting Church	Cnr Cambridge Rd and York St	7018

2025 House of Assembly polling place details

Division of Bass				
Polling place name	**Locality**	**Premise name**	**Address**	**Postcode**
Beaconsfield	Beaconsfield	Beaconsfield Senior Citizens' Hall	92 Weld St	7270
Beauty Point	Beauty Point	Beauty Point Uniting Church Hall	7 Beatty St	7270
Branxholm	Branxholm	Branxholm Community Hall	9 Stoke St	7261
Bridport	Bridport	Bridport Hall	Main St	7262
Dilston	Dilston	Dilston Fire Station	642 John Lees Dr	7252
East Launceston	East Launceston	East Launceston Primary School	18 Mary St	7250
Exeter	Exeter	Exeter High School	28 Glen Ard Mohr Rd	7275
Five Ways	South Launceston	St Mark's Church Hall	6 Hobart Rd	7249
George Town	George Town	George Town Memorial Hall	29-67 Macquarie St	7253
George Town South	George Town	George Town South Primary School	48-70 Franklin St	7253
Gladstone	Gladstone	Gladstone Hall	1 Carr St	7264
Glengarry	Glengarry	St Canice Church Hall	33 Glengarry Rd	7275
Gravelly Beach	Gravelly Beach	Gravelly Beach Main Hall	401 Gravelly Beach Rd	7276
Hillwood	Hillwood	Hillwood Memorial Hall	280 Jetty Rd	7252
Inveresk	Invermay	Invermay Primary School	35-43 Mayne St	7248
Invermay	Inveresk	The Tramsheds Function Centre	4 Invermay Rd	7248
Karoola	Karoola	Karoola Hall	1126 Pipers River Rd	7267
Kelso	Kelso	Kelso Community Centre	Foreshore Rd	7270
Kings Meadows	Kings Meadows	Kings Meadows Community Hub	8A Blaydon St	7249
Lady Barron	Lady Barron	Lady Barron Memorial Hall	10 Main St	7255
Launceston	Launceston	Pilgrim Uniting Church	36 Paterson St	7250
Launceston Central	Launceston	Chalmers Hall	163 St John St	7250
Lebrina	Lebrina	Lebrina Memorial Hall	905 Golconda Rd	7254
Legana	Legana	Legana Memorial Hall	43 Fulton St	7277
Lilydale	Lilydale	Lilydale District High School	1947 Main Rd	7268
Mowbray	Mowbray	Mowbray Heights Primary School	20-30 Cadorna St	7248
Newnham	Newnham	Launceston North Uniting Church	128 George Town Rd	7248
Newstead	Newstead	Police Citizens & Youth Club	148 Abbott St	7250
Norwood	Norwood	Norwood Primary School	103 Norwood Ave	7250
Nunamara	Nunamara	Nunamara Hall	39461 Tasman Hwy	7259
Pipers River	Pipers River	Pipers River Fire Station	76 School Rd	7252
Prospect	Prospect	St Patrick's College	282 Westbury Rd	7250
Ravenswood	Ravenswood	Ravenswood Heights Primary School	27 Prossers Forest Rd	7250
Ringarooma	Ringarooma	Ringarooma Hall	4 Charles St	7263
Riverside	Riverside	Riverside High School	354 West Tamar Hwy	7250

Division of Bass cont'd				
Polling place name	**Locality**	**Premise name**	**Address**	**Postcode**
Riverside West	Trevallyn	Trevallyn Life Church	34 Pitt Ave	7250
Rocherlea	Rocherlea	Brooks High School	215 George Town Rd	7248
Scottsdale	Scottsdale	Scottsdale High School	20 Coplestone St	7260
South Launceston	South Launceston	Launceston Conference Centre	50 Glen Dhu St	7249
St Leonards	St Leonards	St Leonards Primary School	330-342 St Leonards Rd	7250
Summerhill	Summerhill	Summerdale Community Centre	82-84 Stanley St	7250
Trevallyn	Trevallyn	Trevallyn Primary School	55 Gorge Rd	7250
Waverley	Waverley	Waverley Primary School	6 Naroo St	7250
West Launceston	West Launceston	West Launceston Primary School	24-38 Basin Rd	7250
Weymouth	Weymouth	Weymouth Hall	18 Major St	7252
Whitemark	Whitemark	Flinders Arts & Entertainment Centre	9 Patrick St	7255
Winnaleah	Winnaleah	Winnaleah Memorial Hall	20 Main St	7263
Youngtown	Youngtown	Youngtown Primary School	Cnr Victoria & Napier St	7249

Polling places abolished since the 2024 election (appointments terminated due to circumstances beyond the Commission's control)
Sidmouth

2025 House of Assembly polling place details

Division of Braddon				
Polling place name	**Locality**	**Premise name**	**Address**	**Postcode**
Acton	Acton	Burnie Child and Family Centre	36 Thorne St	7320
Boat Harbour	Boat Harbour	Boat Harbour Primary School	17386 Bass Hwy	7321
Burnie	Burnie	Burnie City Council Offices	80 Wilson St	7320
Calder	Calder	Calder Hall	1320 Calder Rd	7325
Cooee	Cooee	Cooee Primary School	Bass Hwy	7320
Currie	Currie	Currie Town Hall	Cnr Meech and George St	7256
Devonport Central	Devonport	Devonport Primary School	57A Stewart St	7310
Devonport North West	Devonport	Nixon Street Primary School	60 Nixon St	7310
Devonport South	Devonport	Reece High School	41-43 Middle Rd	7310
Devonport West	Devonport	TasTafe	20-36 Valley Rd	7310
Don	Don	Don Memorial Hall	17 Forth Rd	7310
East Devonport	East Devonport	East Devonport Primary School	19-31 Thomas St	7310
Edith Creek	Edith Creek	Edith Creek Primary School	1282 Trowutta Rd	7330
Elliott	Elliott	Elliott Community Centre	829 Murchison Hwy	7325
Forest	Forest	Forest Primary School	422 Mengha Rd	7330
Forth	Forth	Forth Community Hall	680 Forth Rd	7315
Gawler	Gawler	Gawler Hall	15 Top Gawler Rd	7315
Grassy	Grassy	Grassy Fire Station	6 Fern Tree Dr	7256
Havenview	Havenview	Havenview Primary School	15 Marriott St	7320
Heybridge	Heybridge	Blythe Heads Hall	1 Sice Ave	7316
Highclere	Highclere	Highclere Function Centre	1558 Ridgley Hwy	7321
Irishtown	Irishtown	Irishtown Community Centre	602 Irishtown Rd	7330
Latrobe	Latrobe	Latrobe Primary School	23 Lewis St	7307
Marrawah	Marrawah	Marrawah Memorial Hall	844 Comeback Rd	7330
Melrose	Melrose	Melrose Memorial Hall	673 Melrose Rd	7310
Montello	Montello	Montello Primary School	83 Bird St	7320
Moorleah	Moorleah	Moorleah Community Centre	720 Preolenna Rd	7321
Natone	Natone	Natone Primary School	100 Upper Natone Rd	7321
North Motton	North Motton	North Motton Hall	578 Preston Rd	7315
Penguin	Penguin	Penguin District School	105 Ironcliffe Rd	7316
Port Sorell	Port Sorell	Port Sorell Memorial Hall	Cnr Darling and Meredith St	7307
Preston	Preston	Preston Community Centre	1833 Preston Rd	7315
Queenstown	Queenstown	Queenstown Memorial Hall	53 Orr St	7467
Riana	Riana	Riana Community Centre	1201 Pine Rd	7316
Ridgley	Ridgley	Ridgley Primary School	904 Ridgley Hwy	7321
Rocky Cape	Rocky Cape	Rocky Cape Public Hall	19074 Bass Hwy	7321
Romaine	Romaine	Romaine Park Primary School	Cnr Roslyn Ave and Mount St	7320

Division of Braddon cont'd

Polling place name	Locality	Premise name	Address	Postcode
Rosebery	Rosebery	Rosebery Neighbourhood Centre	8 Agnes St	7470
Sassafras	Sassafras	Sassafras Primary School	50 School Rd	7307
Shorewell Park	Shorewell Park	Hellyer College	41-43 Mooreville Rd	7320
Sisters Beach	Sisters Beach	Sisters Beach Fire Station	Honeysuckle Ave	7325
Sisters Creek	Sisters Creek	Myalla Community Centre	29 Myalla Rd	7325
Smithton	Smithton	Smithton Primary School	27-43 Grant St	7330
Somerset	Somerset	Somerset Primary School	30A Beaufort St	7322
South Riana	South Riana	South Riana Hall	776 South Riana Rd	7316
Sprent	Sprent	Sprent Primary School	1245 Castra Rd	7315
Spreyton	Spreyton	Spreyton Primary School	1 Mersey Main Rd	7310
Stanley	Stanley	Stanley Primary School	Wilson St	7330
Stowport	Stowport	Stowport Public Hall	580 Stowport Rd	7321
Strahan	Strahan	Strahan Primary School	2 Bay St	7468
Sulphur Creek	Sulphur Creek	Sulphur Creek Memorial Hall	310 Preservation Dr	7316
Tullah	Tullah	Tullah Town Hall	24 Farrell St	7321
Turners Beach	Turners Beach	Turners Beach Community Centre	Henry St	7315
Ulverstone Central	Ulverstone	Ulverstone Senior Citizens Club	16 King Edward St	7315
Ulverstone East	Ulverstone	East Ulverstone Primary School	18 Crawford St	7315
Ulverstone South	Ulverstone	Ulverstone Secondary College	38 Leven St	7315
Waratah	Waratah	Waratah Municipal Chambers	12-14 Smith St	7321
Wesley Vale	Wesley Vale	Andrews Creek Primary School	20 Westwind Dr	7307
West Ulverstone	West Ulverstone	West Ulverstone Primary School	34 Maud St	7315
Wivenhoe	Wivenhoe	Leighland Christian School Burnie Campus	Hull St	7320
Wynyard Central	Wynyard	Wynyard Senior Citizens Clubrooms	28 Jackson St	7325
Wynyard West	Wynyard	Wynyard High School	30 Church St	7325
Yolla	Yolla	Yolla District High School	School Lane	7325
Zeehan	Zeehan	Zeehan Primary School	7 Belstead St	7469

Polling places added since the 2024 election

Preston	Preston	Preston Community Centre	1833 Preston Rd	7315

2025 House of Assembly polling place details

Division of Clark				
Polling place name	**Locality**	**Premise name**	**Address**	**Postcode**
Austins Ferry	Austins Ferry	St Virgil's College	195 Main Rd	7011
Battery Point	Battery Point	St George's Church Hall	28 Cromwell St	7004
Battery Point West	Battery Point	Albuera Street Primary School	Albuera St	7004
Cascades	South Hobart	South Hobart Primary School	59 Anglesea St	7004
Chigwell	Chigwell	Chigwell Barn	10 Bucaan St	7011
Claremont	Claremont	Claremont College	61 Claremont Link Rd	7011
Collinsvale	Collinsvale	Collinsvale Primary School	508 Collinsvale Rd	7012
Dynnyrne	Dynnyrne	Princes Street Primary School	Randall St	7005
Fern Tree	Fern Tree	Fern Tree Fire Station	7 Summerleas Rd	7054
Glenorchy	Glenorchy	Glenorchy Primary School	Kensington St	7010
Glenorchy Central	Glenorchy	MyState Bank Arena (foyer)	601 Brooker Hwy	7010
Goodwood	Derwent Park	Goodwood Primary School	454/458 Brooker Hwy	7009
Hobart City	Hobart	Hobart City Hall	57-63 Macquarie St	7000
Lenah Valley	Lenah Valley	Lenah Valley Primary School	11 Creek Rd	7008
Lower Sandy Bay	Sandy Bay	Sandy Bay Infant School	568 Sandy Bay Rd	7005
Merton	Glenorchy	Tolosa Hall	148 Tolosa St	7010
Moonah	Moonah	Moonah Community Centre	7 Gormanston Rd	7009
Moonah East	Moonah	Bowen Road Primary School	35 Bowen Rd	7009
Moonah North	Moonah	Moonah Primary School	40 Derwent Park Rd	7009
Mount Nelson	Mount Nelson	Mount Nelson Primary School	388 Nelson Rd	7007
Mount Stuart	Mount Stuart	Mount Stuart Primary School	106 Gillon Cres	7000
New Town	New Town	The Friends' School	395 Argyle St	7000
New Town West	New Town	Sacred Heart College	2 Cross St	7008
North Hobart Central	North Hobart	Hobart North Uniting Church	Swan St	7000
Roseneath	Claremont	Austins Ferry Primary School	16A Cammeray Rd	7011
Rosetta	Rosetta	Rosetta Primary School	32 Riverview Pde	7010
Sandy Bay	Sandy Bay	Wellspring Anglican Church Hall	43-47 Grosvenor St	7005
Sandy Bay Beach	Sandy Bay	Harold Gregg Centre (Sandown Village)	1 Southerwood Dr	7005
South Hobart	South Hobart	St Francis Xavier's Church Hall	34 Anglesea St	7004
Taroona	Taroona	Taroona Primary School	104 Channel Hwy	7053
Waimea Heights	Sandy Bay	Waimea Heights Primary School	12 Balfour Ct	7005
West Hobart	Hobart	St Peter's Hall	Cnr Brisbane and Harrington St	7000
West Hobart Central	West Hobart	Lansdowne Crescent Primary School	15 Gourlay St	7000
West Hobart South	West Hobart	Goulburn Street Primary School	Forest Rd	7000
Windermere	Claremont	Windermere Primary School	2 Cadbury Rd	7011

2025 House of Assembly polling place details

Division of Franklin				
Polling place name	**Locality**	**Premise name**	**Address**	**Postcode**
Adventure Bay	Adventure Bay	Adventure Bay Hall	5 Kellaway Rd	7150
Alonnah	Alonnah	Bruny Island District School	15 School Rd	7150
Bellerive	Bellerive	Bellerive Primary School	20 Leslie St	7018
Blackmans Bay	Blackmans Bay	Blackmans Bay Primary School	177 Roslyn Ave	7052
Blackmans Bay South	Blackmans Bay	Illawarra Primary School	6 Tinderbox Rd	7052
Cambridge	Cambridge	Cambridge Primary School	976 Cambridge Rd	7170
Clarence	Bellerive	Clarence High School	25 Wentworth St	7018
Clarendon Vale	Clarendon Vale	Clarendon Vale Primary School	25 Mockridge Rd	7019
Cradoc	Cradoc	Cradoc Park	8243 Channel Hwy	7109
Cygnet	Cygnet	Cygnet Sports Centre	19 Louisa St	7112
Dover	Dover	Dover District School	6940 Huon Hwy	7117
Geeveston	Geeveston	Geeveston Primary School	63 Arve Rd	7116
Geilston Bay	Geilston Bay	Lindisfarne North Primary School	271 East Derwent Hwy	7015
Glen Huon	Glen Huon	Glen Huon Primary School	801 Glen Huon Rd	7109
Howden	Howden	Howden Fire Station	392 Howden Rd	7054
Howrah	Howrah	Howrah Scout Hall	Howrah Primary School, Howrah Rd	7018
Huonville	Huonville	Huonville Primary School	74 Wilmot Rd	7109
Judbury	Judbury	Judbury Community Centre	1273 Glen Huon Rd	7109
Kettering	Kettering	Kettering Community Centre	2963 Channel Hwy	7050
Kingston	Kingston	Kingborough Community Hub	7 Goshawk Way	7050
Kingston Beach	Kingston Beach	Kingston Beach Community Hall	20 Beach Rd	7050
Lauderdale	Lauderdale	Lauderdale Primary Sports Centre	Lauderdale Primary School, 3 Acton Rd	7021
Lindisfarne	Lindisfarne	Lindisfarne Primary School	17 Loatta Rd	7015
Lindisfarne Village	Lindisfarne	Lindisfarne Community Activities Centre	37A Lincoln St	7015
Maranoa Heights	Kingston	Southern Christian College	150 Redwood Rd	7050
Margate	Margate	Margate Primary School	7 Van Morey Rd	7054
Middleton	Middleton	South Channel Community Centre	McDowall St	7163
Montagu Bay	Montagu Bay	Montagu Bay Primary School	10 Conara Rd	7018
Mornington	Mornington	Citywide Baptist Church	400 Cambridge Rd	7018
Mountain River	Grove	Grove Fire Station	41 Crabtree Rd	7109
Ranelagh	Ranelagh	Ranelagh Soldiers Memorial Hall	40 Marguerite St	7109
Risdon Vale	Risdon Vale	Risdon Vale Primary School	2 Heather Rd	7016
Rokeby	Rokeby	Emmanuel Christian School	1 Chipmans Rd	7019
Sandfly	Sandfly	Sandfly Hall	811 Sandfly Rd	7150

Division of Franklin cont'd

Polling place name	Locality	Premise name	Address	Postcode
Sandford	Sandford	Sandford Hall	949 South Arm Rd	7020
Seven Mile Beach	Seven Mile Beach	Club Wyndham	78 Surf Rd	7170
Snug	Snug	Snug Primary School	2208 Channel Hwy	7054
South Arm	South Arm	South Arm Primary School	32 Harmony Lane	7022
Southport	Southport	Southport Community Centre	8606 Huon Hwy	7109
Tranmere	Howrah	Tranmere Hall	27 Tranmere Rd	7018
Warrane	Warrane	Eastside Lutheran College	15 Acorn Dr	7018
Woodbridge	Woodbridge	Woodbridge Hall	3445 Channel Hwy	7162

Polling places added since the 2024 election

Seven Mile Beach	Seven Mile Beach	Club Wyndham	78 Surf Rd	7170

2025 House of Assembly polling place details

Division of Lyons				
Polling place name	**Locality**	**Premise name**	**Address**	**Postcode**
Avoca	Avoca	Avoca War Memorial Hall	3 Falmouth St	7213
Bagdad	Bagdad	Bagdad Primary School	46-48 School Rd	7030
Bicheno	Bicheno	Bicheno War Memorial Hall	78 Burgess St	7215
Bothwell	Bothwell	Bothwell Town Hall	Alexander St	7030
Bracknell	Bracknell	Bracknell War Memorial Hall	Cnr Louisa and Amelia St	7302
Bridgewater	Bridgewater	Brighton Civic Centre	25 Green Point Rd	7030
Brighton	Brighton	Brighton Primary School	27 Downie St	7030
Broadmarsh	Broadmarsh	Broadmarsh Hall	1218 Elderslie Rd	7030
Campania	Campania	Campania Hall	45 Reeve St	7026
Campbell Town	Campbell Town	Campbell Town Town Hall	75 High St	7210
Carrick	Carrick	Carrick Public Hall	29 Meander Valley Rd	7291
Chudleigh	Chudleigh	Chudleigh Memorial Hall	54 Sorell St	7304
Claude Road	Claude Road	Claude Road Memorial Hall	787 Claude Rd	7306
Colebrook	Colebrook	Colebrook Memorial Hall	45 Richmond St	7027
Coles Bay	Coles Bay	Coles Bay Community Hall	Harold St	7215
Copping	Copping	Copping Hall	69 Allanby St	7174
Cressy	Cressy	Cressy Community Hall	67 Main St	7302
Deloraine	Deloraine	Deloraine High School Hall	24 Lansdowne Pl	7304
Dodges Ferry	Dodges Ferry	Dodges Ferry Community Recreation Centre	532 Old Forcett Rd	7173
Dromedary	Dromedary	Dromedary (Millvale) Community Hall	14 Millvale Rd	7030
Dunalley	Dunalley	Dunalley Community Hall	5 Franklin St	7177
Elizabeth Town	Elizabeth Town	Elizabeth Town Fire Station	5816 Bass Hwy	7304
Epping	Epping Forest	Epping Forest Public Hall	13515 Midland Hwy	7211
Evandale	Evandale	Evandale Primary School	5/8 Barclay St	7212
Fingal	Fingal	Fingal Neighbourhood House	20 Talbot St	7214
Gagebrook	Gagebrook	Gagebrook Primary School	4 Tottenham Rd	7030
Glenora	Glenora	Glenora District High School	620 Gordon River Rd	7140
Granton	Granton	Granton Memorial Hall	Lyell Hwy	7030
Hadspen	Hadspen	Hadspen Uniting Church Centre	47 Main St	7290
Hagley	Hagley	Hagley Farm Primary School	2508 Meander Valley Rd	7292
Kempton	Kempton	Kempton Council Chambers	85 Main St	7030
Lachlan	Lachlan	Lachlan Community Hall	511 Lachlan Rd	7140
Longford	Longford	Longford Primary School	Catherine St & William St	7301
Lower Barrington	Lower Barrington	Lower Barrington Hall	1027 Sheffield Rd	7306
Magra	Magra	Magra CWA Building	Back River Rd	7140
Meander	Meander	Meander Memorial Hall	124 Main Rd	7304

Division of Lyons cont'd				
Polling place name	**Locality**	**Premise name**	**Address**	**Postcode**
Midway Point	Midway Point	Midway Point Community Hall	Raynors Rd	7171
Miena	Miena	Great Lake Community Centre	55-57 Cider Gum Rd	7030
Mole Creek	Mole Creek	Mole Creek Primary School	4 Caveside Rd	7304
Molesworth	Molesworth	Molesworth Primary School	540 Molesworth Rd	7140
New Norfolk	New Norfolk	New Norfolk Primary School	8 Pioneer Ave	7140
New Norfolk North	New Norfolk	Fairview Primary School	211 Back River Rd	7140
Nubeena	Nubeena	Tasman Civic Centre	21 Clarke St	7184
Oatlands	Oatlands	Oatlands District High School	27 Church St	7120
Old Beach	Old Beach	Old Beach Community Centre	Jetty Rd	7017
Orford	Orford	Orford Primary School	35 Charles St	7190
Ouse	Ouse	Ouse Online Access Centre	6947 Lyell Hwy	7140
Perth	Perth	Perth Community Centre	173 Fairtlough St	7300
Pontville	Pontville	Pontville Memorial Hall	244 Brighton Rd	7030
Primrose Sands	Primrose Sands	Primrose Sands Community Hall	570 Primrose Sands Rd	7173
Prospect Vale	Prospect Vale	Launceston Residential Village	12 Casino Rise	7250
Railton	Railton	Sheffield School (Railton Campus)	94 Foster St	7305
Richmond	Richmond	Richmond Primary School	Commercial Rd	7025
Ross	Ross	Ross Town Hall	12 Bridge St	7209
Scamander	Scamander	Scamander Sports Complex	Coach Rd	7215
Sheffield	Sheffield	Sheffield School	12 Henry St	7306
Sorell	Sorell	Sorell Memorial Hall	49 Cole St	7172
St Helens	St Helens	Portland Memorial Hall	39 Cecilia St	7216
St Marys	St Marys	St Marys Community Hall	23 Main St	7215
Swansea	Swansea	Swansea Town Hall	12 Franklin St	7190
Taranna	Taranna	Tasman Community Centre	33 Amy St	7180
Tea Tree	Tea Tree	Tea Tree Community Hall	596 Tea Tree Rd	7017
Triabunna	Triabunna	Triabunna Hall	3 Vicary St	7190
Tunnack	Tunnack	Tunnack Public Hall	Tunnack Rd	7120
Westbury	Westbury	Westbury Town Hall	26 Lyall St	7303
Westerway	Westerway	Westerway Primary School	1619 Gordon River Rd	7140
Wilmot	Wilmot	Wilmot Memorial Hall	53 Main St	7310

2025 House of Assembly polling place details

Pre-poll voting centres

Division	Locality	Premise name	Address	Postcode
Bass	George Town	George Town Memorial Hall	29-67 Macquarie St, George Town	7253
Bass	Launceston		142 Charles St	7250
Bass	Scottsdale	Mechanics' Institute Hall	11A King St	7260
Braddon	Burnie		1/29 Mount St	7320
Braddon	Devonport		72 Rooke St	7310
Braddon	Queenstown	Queenstown Memorial Hall	53 Orr St, Queenstown	7467
Braddon	Smithton	Smithton Uniting Church	43 Goldie St	7330
Clark	Glenorchy	MyState Bank Arena	601 Brooker Hwy	7010
Clark	Hobart	Icon Complex	Lower level, Shop 9, 55 Murray St, Hobart	7000
Franklin	Bellerive (Rosny)	Bellerive Oval (Ninja Stadium)	Cnr Derwent and Church St	7018
Franklin	Kingston	Kingborough Community Hub	7 Goshawk Way, Kingston	7050
Lyons	Granton	Granton Memorial Hall	1 Lyell Hwy	7030
Lyons	New Norfolk	New Norfolk War Memorial Hall	Circle St, New Norfolk	7140
Lyons	Sorell	Sorell Bowls Club	11 Parsonage Pl	7172
Lyons	St Helens	Portland Memorial Hall	39 Cecilia St	7216

Pre-poll voting locations added since the 2024 election

Lyons	Granton

Appendix E

Maps

Tasmanian Legislative Council divisions

Tasmanian House of Assembly divisions

TASMANIAN LEGISLATIVE COUNCIL DIVISIONS

Boundaries determined by the Redistribution Tribunal on 20 May 2017

Tasmanian Electoral Commission

Legislative Council Division map set index

DIVISION	MAP No.
Derwent	1
Elwick	2
Hobart	3
Huon	4
Launceston	5
McIntyre	6
Mersey	7
Montgomery	8
Murchison	9
Nelson	10
Pembroke	11
Prosser	12
Rosevears	13
Rumney	14
Windermere	15



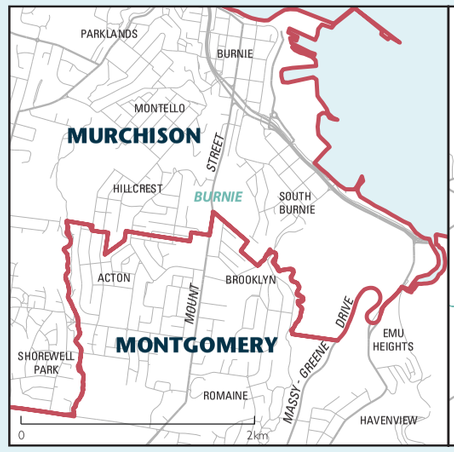

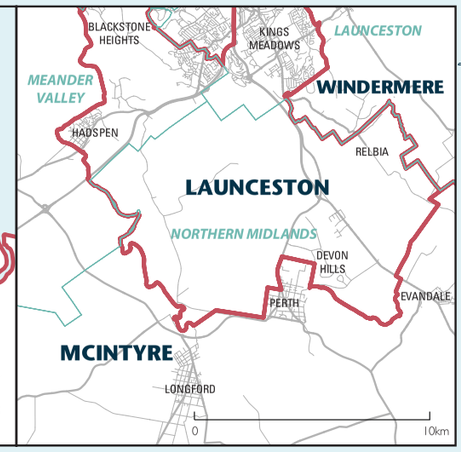

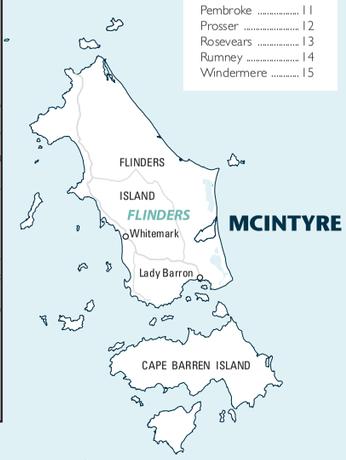



TASMANIAN HOUSE OF ASSEMBLY DIVISIONS

Boundaries set out in the *Constitution Amendment (House of Assembly Electoral boundaries) Act 2018* and effective 28 September 2018.

Tasmanian Electoral Commission





0 50km

Cape Grim
Circular Head
Stanley
SMITHTON
Port Latta
West Point
Marrawah
Boat Harbour
WYNYARD
Somerset
BURNIE
Heybridge
Penguin
DEVONPORT
Greens Beach
GEORGE TOWN
Bellingham
Bridport
Cape Portland
Gladstone
Eddystone Point
CIRCULAR HEAD
Ridgley
ULVERSTONE
Riana
BURNIE
Port Sorell
Beaconsfield
LATROBE
Sprent
WEST TAMAR
GEORGE TOWN
DORSET
Lebrina
Nabowla
Scottsdale
Derby
Lilydale
Ringarooma
BASS
Exeter
Railton
Sheffield
CENTRAL COAST
WARATAH/ WYNYARD
Frankford
Legana
Dilston
LAUNCESTON
Nunamara
ST HELENS
Sandy Cape
Waratah
KENTISH
LAUNCESTON
BREAK O'DAY
Scamander
Savage River
Hadspen
DELORAINE
Westbury
Perth
Evandale
Blessington
Mole Creek
Cradle Valley
MEANDER VALLEY
Longford
St Marys
Bracknell
Fingal
Cressy
Corinna
BRADDON
Rosebery
Breona
Poatina
Avoca
NORTHERN MIDLANDS
LYONS
Bicheno
ZEEHAN
WEST COAST
Campbell Town
Miena
Ross
QUEENSTOWN
Strahan
Cape Sorell
Derwent Bridge
CENTRAL HIGHLANDS
Interlaken
Swansea
Coles Bay
Tarraleah
Oatlands
Bothwell
SOUTHERN MIDLANDS
GLAMORGAN-SPRING BAY
Ouse
Melton Mowbray
Tunnack
Kempton
Colebrook
Triabunna
Orford
Hamilton
Buckland
Fentonbury
Broadmarsh
Campania
Westerway
Bushy Park
Maydena
BRIDGEWATER
Richmond
Nugent
MARIA ISLAND
Strathgordon
DERWENT VALLEY
NEW NORFOLK
SORELL
FRANKLIN
GLENORCHY
CLARENCE
CLARK
HOBART
Dodges Ferry
Dunalley
Lauderdale
Low Rocky Pt
HUONVILLE
Margate
Kettering
Cygnet
Geeveston
TASMAN
Nubeena
Port Arthur
Cape Raoul
FRANKLIN
HUON VALLEY
Dover
BRUNY ISLAND
KINGBOROUGH
Alonnah
Southport
South West Cape
South East Cape

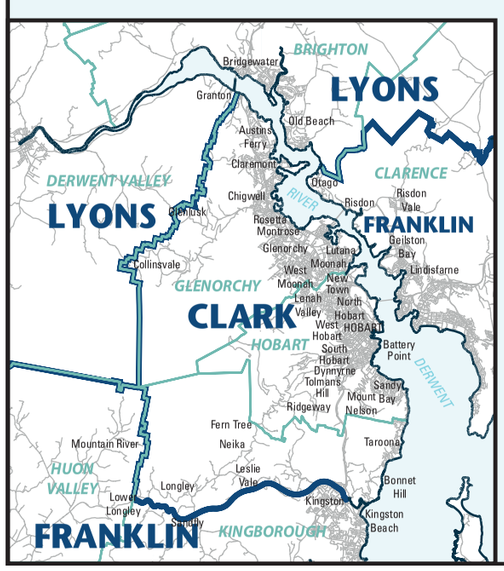

HOUSE OF ASSEMBLY map numbers

1 Bass
2 Braddon
3 Clark
4 Franklin
5 Lyons

FRANKLIN — House of Assembly

KINGBOROUGH — Local Government Area

Tasmanian Government

TASMAP
www.tasmap.tas.gov.au



4556/18