

**Tasmanian
Electoral
Commission**

**Annual Report
2020–21**

Polling Place

8 am - 6 pm



Tasmanian Electoral Commission

Annual Report 2020–21

ISSN 1834–2981

Printed by Print Mail Logistics
Photography by Alastair Bett
Layout by Clare Batten

This report can be downloaded in pdf
format at www.tec.tas.gov.au



Sixteenth Annual Report 2020–21

To The Honourable Craig Farrell,
President of the Legislative Council
and
The Honourable Mark Shelton,
Speaker of the House of Assembly

We have the honour to submit the sixteenth annual report of the Tasmanian Electoral Commission for presentation to the Parliament pursuant to the provisions of section 13 of the *Electoral Act 2004*.

The report covers the period from 1 July 2020 to 30 June 2021.

Yours sincerely



Mike Blake
CHAIRPERSON



Andrew Hawkey
ELECTORAL
COMMISSIONER



Karen Frost
MEMBER

24 November 2021

Table of contents

Chairperson’s introduction	5
Electoral Commissioner’s review	6
The Tasmanian Electoral Commission	10
Significant events of 2020–21	14
2020 Legislative Council elections	16
2021 Parliamentary elections	22
2021 State election	22
2021 Legislative Council elections	23
Complexities of dual elections	26
Timeline of key election events and logistics	34
Establishing a northern election office	37
Political neutrality of staff	41
New election awareness campaign	42
Aboriginal Land Council of Tasmania elections	43
House of Assembly casual vacancies	44
Local government casual vacancies	45
Other elections and ballots	46
Assisting other electoral authorities	46
Collaborations with other departments	47

Innovations	48
The dual polling place model	50
New staff training for dual polling places	52
Overlapping awareness campaigns	54
Recognition and staff development	56
Remembering Bruce Taylor	59
Staff farewells	62
Professional development	65
Report on performance	66
Financial performance 2020–21	73
Appendices	76
A Appointments, approvals, terminations, determinations and delegations	79
B Legislative Council elections	82
C House of Assembly elected Members of the fiftieth Parliament (2021)	95
D House of Assembly recounts	96
E Party register	99
F Dual election awareness campaign – samples	100
G Aboriginal Land Council of Tasmania elections – samples	101

A photograph of three women of different ages standing together at a voting station. The woman in the center, a young woman with long brown hair, is smiling and placing a white ballot into a white ballot box with a blue top. She is wearing a light-colored corduroy jacket over a red polka-dot shirt. To her left is a woman with short brown hair, also smiling, wearing a beige knit sweater. To her right is an older woman with short grey hair, looking on with a slight smile, wearing a black jacket over a blue floral patterned shirt. The background shows an indoor setting with a poster titled 'PRECIOUS CARGO' and a window with blinds.

First time voting

Three generations came together for this young Tasmanian's first time voting.

Chairperson's introduction

This report provides a comprehensive outline of what has been a significant and challenging year for the Tasmanian Electoral Commission. My intention is not to repeat or summarise any of what transpired in 2020-21. Instead, I have reflected on how the Commissioner, Deputy Commissioner and their team responded by reference to our purpose, vision and values, all three of which have empowered them in meeting these challenges.

Our purpose of providing independent, impartial and high-quality electoral services to the people of Tasmania guided us in ensuring, despite the unaccommodating timing of the State election, the conduct of responsive, democratic elections.

Our vision, requiring that we maintain confidence in the integrity of Tasmania's electoral processes and make it simple for people to understand and participate, resulted in many innovative practices aimed at ensuring electors had the best possible opportunity to take part in the periodic Legislative Council and the State elections.

Our responses were, in all respects, consistent with our values of respect, integrity, adaptability and collaboration. This report highlights where, how and who with, the Commissioner, Deputy Commissioner and their team performed so effectively this year. In saying this, I acknowledge the support provided by other sectors of the Tasmanian public service in particular the Department of Justice. My thanks to all of you.

The Tasmanian community should be proud of the work carried out by the Commission in 2020-21. On behalf of Karen, myself, and all of this community, thanks to every staff member.



Mike Blake

Chairperson
Tasmanian Electoral Commission

Electoral Commissioner's review





The 2020–21 year provided two events unique in Tasmanian democratic history: two rounds of periodic Legislative Council elections and a shared polling day for Tasmanian Upper and Lower House elections.

As stated in the previous annual report, the onset of the COVID-19 pandemic resulted in the deferral of the 2020 Legislative Council elections. These were the first periodic elections to have an August polling day. The elections were conducted successfully with a range of new COVID-safe measures. Further details are provided within this report.

2021 Parliamentary elections

On Friday 26 March 2021, the Premier called an early State election which included a shared polling day (Saturday 1 May) with the 2021 Legislative Council elections.

One may naturally assume that having a shared polling day for both Houses is an effective and efficient way to run elections. This is only the case if the election rules are structured to easily allow it, which is not the case in Tasmania.

The unprecedented overlap of these two elections required (within an extremely short period of time) a considerable elevation in planning, workload, recruitment, resourcing and logistics, along with the development of new training material and processes.

The most critical element to any organisation is its workforce. The workload from the 2021 Parliamentary elections tested all staff – new and experienced. The tenacity, resilience and professionalism of the TEC team enabled them to rise to the challenge.

Three key changes moving forwards

The coming year will include three significant changes to electoral administration in Tasmania.

In September 2020, the TEC lodged a formal submission to the Anti-Discrimination Commissioner requesting an exemption to permit the TEC to request and consider information pertaining to the political affiliation and activity of an individual employed or contracted by the TEC. The exemption was granted on 6 January for a period of three years. Further information is provided within the report.

In January 2021, on behalf of the TEC, the Department of Justice signed a lease for an ongoing office and election centre in Launceston for the conduct of all north and north-west Parliamentary and local government elections. The new location proved to be vital to the TEC's ability to conduct the 2021 Parliamentary elections. Further information is provided within the report.

In February 2021, the Final Report of the Electoral Act Review was released by the Premier and Attorney-General, with the Government accepting in principle all recommendations in the Review, including the creation of an electoral disclosure and funding scheme for Tasmanian Parliamentary political participants. It is expected that the TEC will play a significant role in the establishment and administration of this scheme.

Tasmania loses a great electoral administrator

In my first Commissioner's Review I talked of how I walked in the footsteps of those electoral giants that had come before me: David Farrell, Bruce Taylor and Julian Type. Soon after the State election was called, Bruce was diagnosed with a terminal illness. He passed away on the day of the declaration of the polls.

Bruce's great intellect, understanding of electoral administrative complexity and daily fortitude to take on any new or unexpected challenge was a critical reason for the office's many achievements over an 18-year period. Now, only 11 years after retirement, he is gone. I will miss his smile, his support and his wisdom.

One thing instilled by my predecessors is that the Commissioner and electoral staff have an important stewardship role:

- » to ensure electoral events are accurate, accessible, transparent and compliant,
- » to defend the democratic principles and values of our post, and
- » when the time comes, to pass the baton on.

Bruce was the healthiest of the four of us until he wasn't. We were and still are a family, spending more time together in the trenches during elections than with our other close loved ones. We do this for a purpose greater than ourselves.

The next generation share in this calling, this commitment to the Tasmanian people and our precious, treasured, and unusual democracy. It is through their unyielding commitment to the 2021 Parliamentary elections that so many extraordinary things could be achieved. I thank our permanent staff and the key election casuals that all stayed the course and saw it through.

A handwritten signature in black ink, appearing to read 'Andrew Hawkey', with a long horizontal flourish extending to the right.

Andrew Hawkey

Electoral Commissioner

The Tasmanian Electoral Commission

This annual report of the Commission covers the period 1 July 2020 to 30 June 2021. It is submitted pursuant to section 13 of the Tasmanian *Electoral Act 2004*. Although the Commission is a statutory body, corporate support is provided by the Department of Justice and full financial and staffing reports are included in the Department of Justice Annual Report.



Mike Blake
Chairperson



Andrew Hawkey
Electoral Commissioner



Karen Frost
Member

The Tasmanian Electoral Commission ("the Commission") is established under section 6 of the *Electoral Act 2004* ("the Act"). The Commission comprises the Chairperson, the Electoral Commissioner and one other Member.

Commission functions and powers

The following functions and powers of the Commission are specified in section 9 of the Act.

- (1) In addition to the functions conferred on it by any other provisions of this Act or any other Act, the Commission has the following functions:
 - (a) to advise the Minister on matters relating to elections,
 - (b) to consider and report to the Minister on matters referred to it by the Minister,
 - (c) to promote public awareness of electoral and parliamentary topics by means of educational and information programs and by other means,
 - (d) to provide information and advice on electoral issues to the Parliament, the Government, Government departments and State authorities, within the meaning of the *State Service Act 2000*,
 - (e) to publish material on matters relating to its functions,
 - (f) to investigate and prosecute illegal practices under this Act.
- (2) The Commission may do all things necessary or convenient to be done, including employing persons, for or in connection with or incidental to the performance of its functions.
- (3) Without limiting subsection (2) and in addition to any power conferred on the Commission by any other provision of this Act or any other Act, the Commission, in addition to conducting Assembly elections or Council elections may conduct ballots or elections for a person or organisation and may charge fees for that service.

The Tasmanian Electoral Commission (cont'd)

The Commission and the Electoral Commissioner have legal responsibilities under the following legislation:

- » *Electoral Act 2004*
- » *Electoral Regulations 2005*
- » *Local Government Act 1993*
- » *Local Government (General) Regulations 2015*
- » *Juries Act 2003*
- » *Legislative Council Electoral Boundaries Act 1995*
- » *Aboriginal Lands Act 1995*
- » *Water Management Act 1999*

Electoral roll management

The Commission, and the Electoral Commissioner, have statutory responsibilities for the independent and impartial conduct of Tasmanian elections and referendums.

An up-to-date and accurate electoral roll is an essential prerequisite for the conduct of elections. The State of Tasmania and the Commonwealth of Australia have a joint management arrangement whereby the TEC and the Australian Electoral Commission (AEC) jointly manage and maintain the electoral rolls for federal, state and local government elections. The Electoral Commissioner is a member of the Electoral Council of Australia and New Zealand (ECANZ) which regularly discusses strategies for maintenance of the electoral roll.

All electors enrolled on the State roll are entitled to vote at the local government elections for the municipal area in which their enrolled address is situated.

Purpose, vision and values

In 2020, all staff of the Commission came together to articulate and codify the purpose, vision and values that underpin the culture and integrity of the work of the TEC.

Purpose

To provide independent, impartial and high-quality electoral services to the people of Tasmania.

Vision

To maintain confidence in the integrity of Tasmania's electoral processes and make it simple for people to understand and participate.

Values

Respect

We will:

- » be actively inclusive
- » be broadly accessible
- » be accountable
- » be mindful and considerate
- » support diversity

We will not:

- » be biased

Integrity

We will:

- » be impartial
- » uphold our independence
- » be accurate
- » be transparent
- » comply with electoral law

We will not:

- » comment on political matters
- » hide errors

Adaptability

We will:

- » be responsive
- » be flexible
- » be prepared
- » commit to improvement
- » work to find a solution

We will not:

- » be stuck in our ways
- » take unnecessary risks

Collaboration

We will:

- » be supportive
- » be consultative
- » engage
- » empower
- » share knowledge

We will not:

- » set unrealistic expectations
-

Core business

Advice

We provide appropriate and expert electoral advice.

Management

We conduct accurate, transparent and accessible electoral events.

Awareness and engagement

We provide clear and impartial electoral information that enhances understanding and participation.

Organisation building

We develop and maintain an agile, creative and cyber secure organisation that empowers, supports and develops staff.

Enforcement

We ensure compliance with electoral legislation.



Significant
events of
2020–21





TEC staff behind the scenes, keeping the 2021 tally room ticking along smoothly.

2020 Legislative Council elections

2020 – Huon and Rosevears (deferred)

The COVID-19 pandemic resulted in the deferral of the 2020 Legislative Council elections. On Friday 12 June 2020 the Director of Public Health advised the Premier that there was no longer a significant risk to public health by holding the Upper House elections. Following this advice, the Premier announced Saturday 1 August as polling day and Her Excellency issued a Proclamation appointing that date.

The writs for Legislative Council elections for the Huon and Rosevears divisions were issued on Monday 22 June 2020. When nominations closed at 12 noon on Thursday 2 July, 12 candidates (5 female, 7 male and 0 undefined) had been nominated – 6 candidates for Huon and 6 candidates for Rosevears. Bastian Seidel was elected as the new Member for Huon and Jo Palmer was elected as the new Member for Rosevears. Election results for Huon and Rosevears are provided in Appendix B. A 'snapshot' of the 2020 elections is provided on pages 20–21.

A different election

The fast moving COVID situation added to the complexity and uncertainty surrounding these elections. With some other states in lockdown and the possibility that part or all of Tasmania could also go into lockdown at any stage during the seven-week election period, the Commission made a range of changes to voting services for these elections.

The TEC adapted the election communication strategy to include additional awareness material to provide specific messaging of election COVID-safe measures and changes to voting services.

The special arrangements provided at these elections contributed to participation levels exceeding expectations, with Huon participation increasing by +0.39% and Rosevears participation increasing by +3.49%.

Postal vote application forms mailed to all electors

Anticipating voter reluctance to attend a polling place during the pandemic, the Commission took the unprecedented decision to mail a postal vote application to all electors during the nomination period.

Typically, around 5% of electors complete a postal vote at Legislative Council elections. In 2020, the number of postal votes increased to 46.9%. The expansion of postal voting services was considered a critical factor in enabling a strong participation rate for these elections in such a difficult and uncertain time.

No mobile or interstate pre-poll voting services

Hospitals and nursing homes were considered key areas of vulnerability during the first year of the pandemic, with Public Health setting significant restrictions to visitations.

As a safety precaution the TEC did not approve mobile or interstate voting. Eligible electors located interstate were encouraged to apply for a postal vote. Special arrangements were established with nursing homes and hospitals where a staff member within each institution coordinated a bulk postal voting service.

Longer early voting period and an increased number of pre-poll centres

An additional pre-poll centre together with extended early voting hours provided broader access to vote early in case COVID-safe restrictions increased prior to polling day.

All pre-poll centres were open for extended periods (8:30am–6pm) across the full four-week early voting period.

The strong participation in postal and pre-poll voting resulted in over 50% of electors voting before polling day for the first time at a Tasmanian Parliamentary election.

2020 Legislative Council elections (cont'd)

Creating a COVID-safe environment

The Commission implemented a range of changes to polling places and counting centres to ensure staff and public safety.

The following elements were included at all polling places:

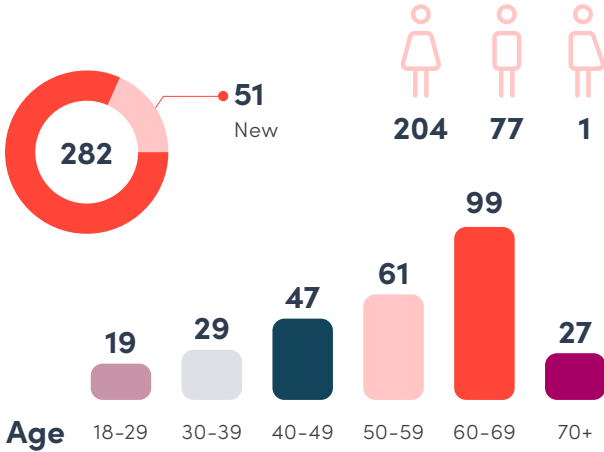
- » taped physical distancing markers outside and inside the polling place,
- » automatic free standing hand sanitiser units on entry,
- » an additional staff person to welcome and remind electors to maintain COVID-safe requirements,
- » acrylic screens for all issuing staff,
- » voting screens spaced apart and equipped with easily cleanable mats,
- » single-use pencils,
- » N95 masks for scrutineers to wear when viewing election processes, and
- » contract cleaning staff working throughout the day.

Due to physical distancing requirements, many post-polling logistical and operational configurations needed to be adjusted, including for the large return of postal votes.

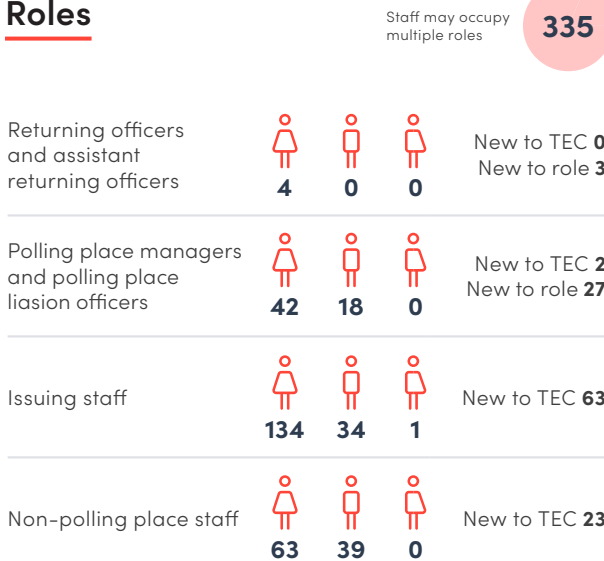
The TEC established a staggered counting process for postal votes - with 5,000 per division counted and results published on Saturday night, and a further 4,500 per division counted and published on Sunday.

A range of other post polling day processes – including the provisional distribution of preferences – were spread across an extended period rather than completed on the Sunday.


Election staff



Roles

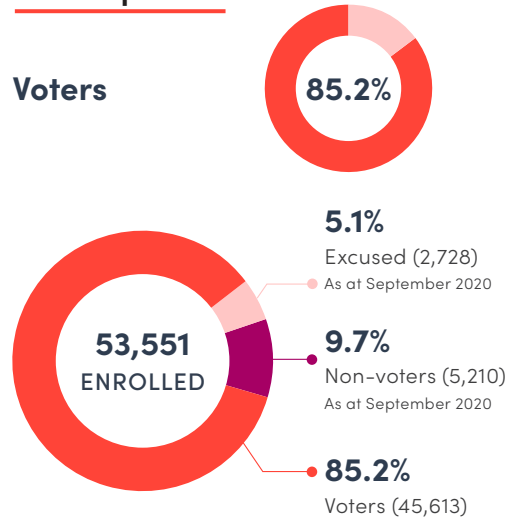


Polling locations

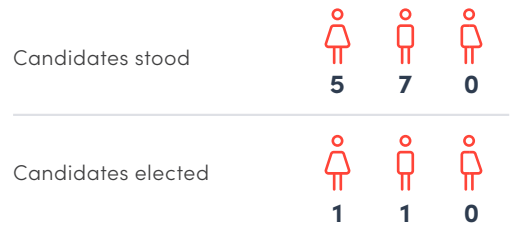


Participation

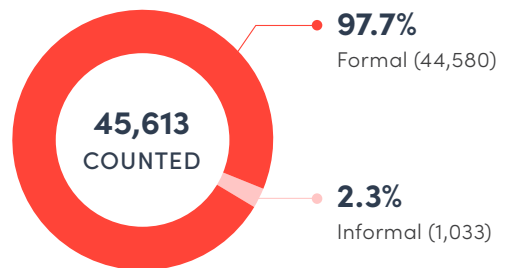
Voters



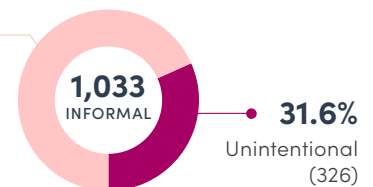
Candidates



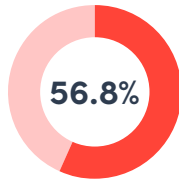
Ballot papers



68.4% Intentional (707)



Voted early



Pre-poll	9.96%
Interstate pre-poll*	0%
Postal	46.85%
Mobile*	0%

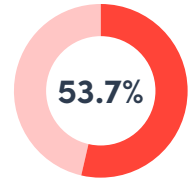
* Mobile and interstate pre-poll voting suspended due to COVID-19

Postal returns

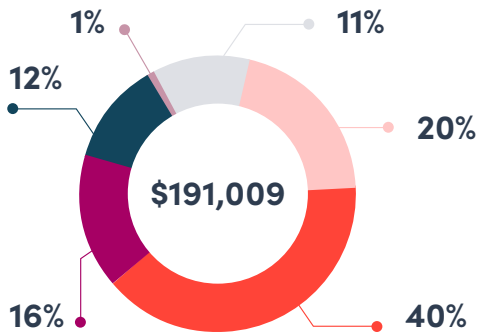
				Total
Issued (excludes GPVs)	21,318	256	11	21,585
Returned	20,498	181	0	20,679

Voted in person

	Mobile*	Pre-poll	Polling day
In division	0	4,545	19,935
Out of division	0	13	21



Election awareness



- TV
- Radio
- Social media
- Newspaper
- Production
- Elector mailout

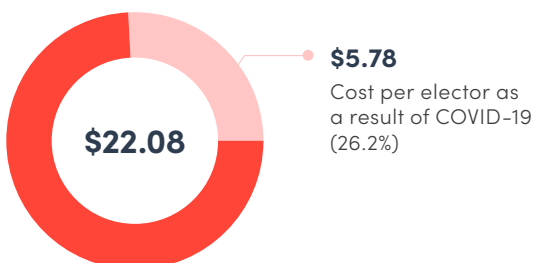
Elector cards presented when attendance voting




5,341

\$43,507
Included costs as a result of COVID-19 (22.8%)



Cost per elector



2020 LC		\$22.08
2019 Fed		\$22.68
2019 LC		\$13.70
2018 LC		\$11.64
2018 HA		\$7.97

2021 Parliamentary elections

A 'snapshot' of the 2021 Parliamentary elections is provided overleaf.

2021 State election

On 26 March 2021, Her Excellency the Governor informed the Electoral Commissioner that, on the advice of the Premier, she had prorogued the Parliament and dissolved the House of Assembly to enable a general election to be held on Saturday 1 May 2021, the same polling day for the 2021 Legislative Council elections. These elections would see the first general election for the renamed division of Clark (formerly Denison), as new House of Assembly electoral boundaries came into effect following the 2018 State election.

At the close of nominations, noon on Wednesday 7 April 2021, 105 candidates (47 female, 56 male and 2 undefined) had been accepted. The Hare-Clark counting of votes commenced after the 10-day period for the return of postal votes. The full list of elected Members is included in Appendix C.

Election tally room

Once again the TEC provided a public tally room on election night. Following consultation with Public Health, the tally room was able to go ahead with a range of COVID-safe measures in place, such as seating-only areas, sanitiser stations, checking-in with the new 'Check in TAS' app, physical distancing when standing and capacity restrictions.

The Hotel Grand Chancellor's Federation Ballroom was the location for the tally room, with doors opening to the public at 6:00pm. Between 6:30pm and 11:30pm, 127 State election result updates were displayed on the electronic tally boards.

The ABC and Southern Cross set up full broadcast studios. SBS, WIN News, Sky News, various print media and Pulse FM provided onsite coverage.

The tally room provides a unique experience, where the media, public, political leaders and candidates from across the political spectrum gather, see the results and discuss the outcome. The night was a great success and continues to be an important landmark on Tasmania's democratic landscape.

The TEC is the only Australian electoral commission to still provide a physical tally room.

Luncheon at Government House

Her Excellency the Honourable Kate Warner and Mr Warner hosted a visit to Government House on 31 May for TEC staff, returning officers and assistant returning officers.

Following lunch, Her Excellency and Mr Warner took the staff on a tour of Government House – one of the last tours they would give, as this was the final week of Her Excellency’s term in office.

Our sincere thanks go to Her Excellency for this generous offer and a fitting way to mark the end of the State election.



Results for Derwent, Mersey and Windermere are provided in Appendix B.

2021 Legislative Council elections

The 2021 periodic Legislative Council elections in the divisions of Derwent, Mersey and Windermere commenced with the issue of the writs on Monday 22 March 2021. Nominations from nine candidates (1 female, 8 male and 0 undefined) had been accepted when nominations closed at 12 noon on Wednesday 31 March.

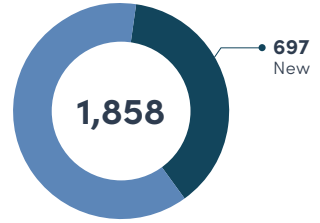
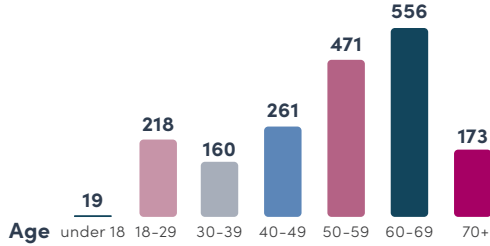
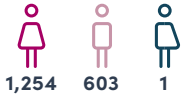
Craig Farrell was re-elected as the Member for Derwent, Michael Gaffney was re-elected unopposed as the Member for Mersey, and Nick Duigan was elected as the new Member for Windermere.

Unexpectedly, the participation rates for the Legislative Council divisions were around 9% lower than the House of Assembly divisions. The Commission undertook an analysis of participation rates at the 2021 Legislative Council elections, which was presented to the President of the Legislative Council prior to the end of the appeal period for these elections.

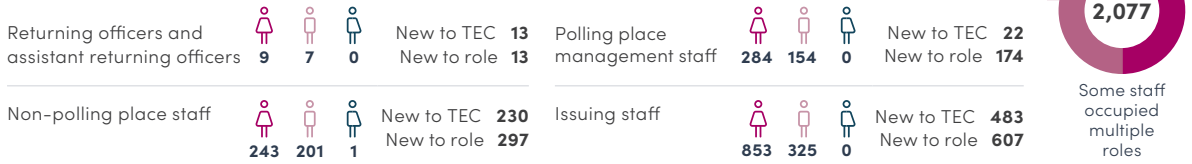
2021 Parliamentary elections snapshot

Legislative Council and House of Assembly elections significantly overlapped in 2021, resulting in a shared polling day.

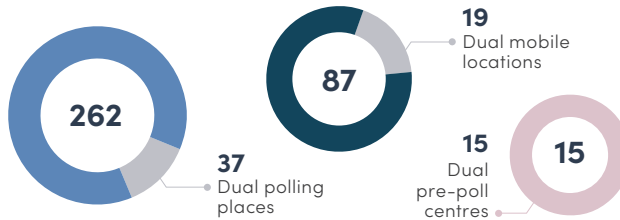
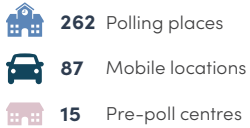
Election staff



Roles

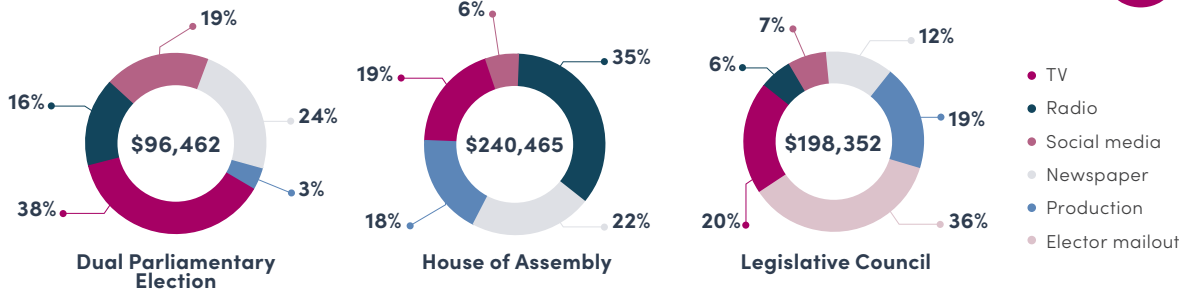


Polling locations

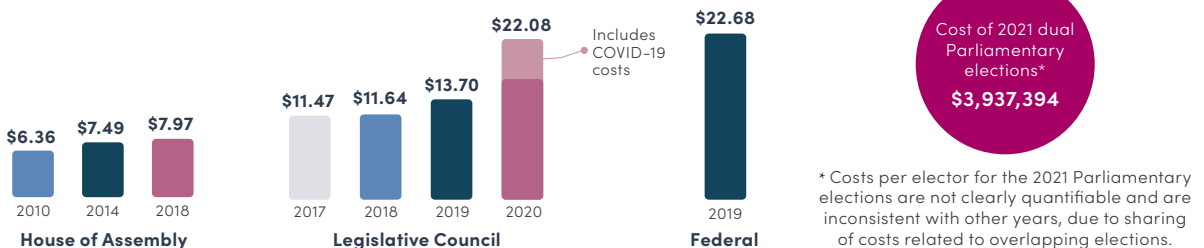


Dual locations offered for both State and Legislative Council elections

Election awareness

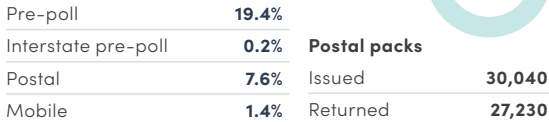


Cost per elector



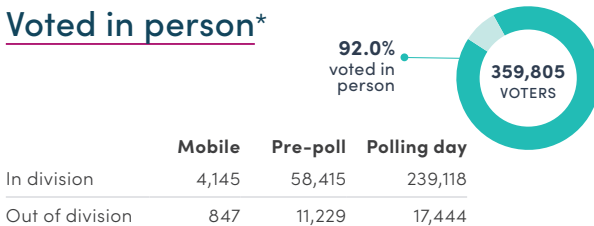
2021 State election

Voted early*



*Those who completed a declaration vote have not been included in these statistics.

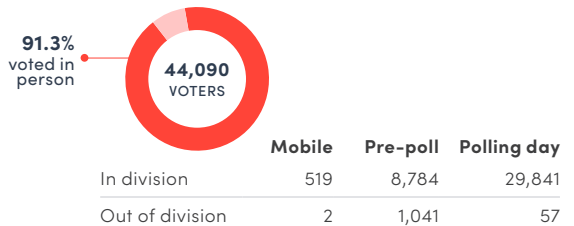
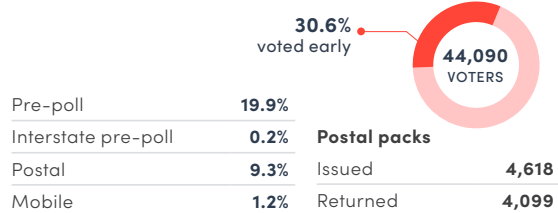
Voted in person*



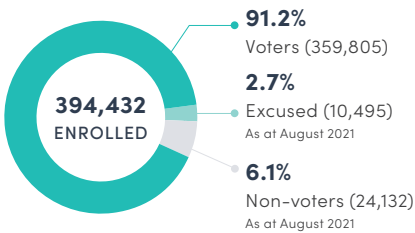
*Those who completed a declaration vote have not been included in these statistics.

2021 Legislative Council elections

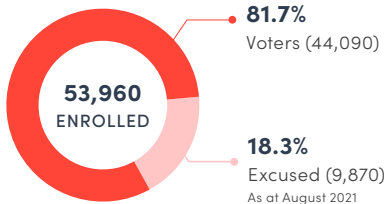
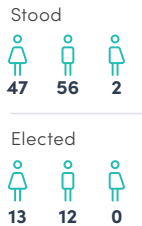
Derwent, Mersey (uncontested) and Windermere




Participation



Candidates

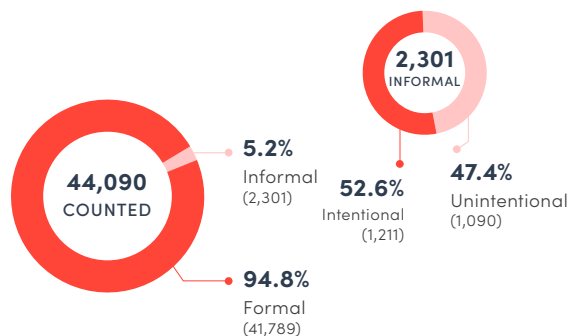
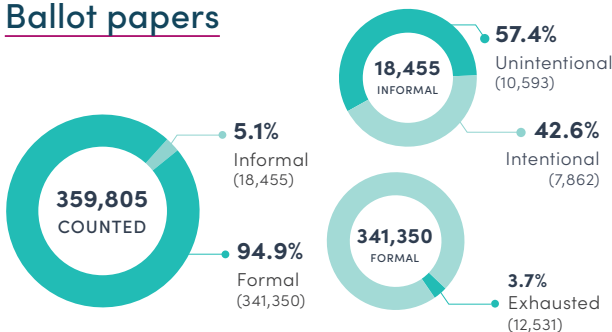


Candidates




Due to the shared polling day, the Commission issued non-voter notices for the House of Assembly state election only. The 28,627 Mersey electors were not required to vote.

Ballot papers



Counting

Candidates elected timeline



Hare-Clark counts for each division completed within

3 days

Ballot paper columns



Complexities of dual elections

A timeline illustrating key dates for these elections is provided on pages 34–35.

By design, the processes and rules for Tasmanian Upper and Lower House elections differ considerably. This is not the case for any other Australian bicameral parliament – where joint elections are the norm.

While State elections have marginally overlapped with periodic Legislative Council elections previously, conducting the 2021 Parliamentary elections – with its syncopated key dates and shared polling day – was significantly more complicated than many might expect.

Section 10 of the *Constitution Act 1934* states: the Governor and the Legislative Council and House of Assembly shall together constitute the Parliament of Tasmania. While the State election may be a larger event with a greater profile, Upper House elections have equal importance under the law.

With this principle in mind, the TEC had to consider the following additional electoral administrative consequences of these elections:

- » **Different elector bases:** 394,432 electors were required to vote at the State election while only 53,960 electors were required to vote at the contested Legislative Council elections.
- » **Overlapping electoral boundaries:** While the Legislative Council divisions of Mersey and Windermere existed within the electoral boundaries of the House of Assembly divisions of Braddon and Bass respectively, the Legislative Council division of Derwent stretches across parts of the House of Assembly divisions of Lyons and Clark.
- » **Campaign expenditure limits for the Upper House:** The *Electoral Act 2004* establishes an expenditure limit for all Legislative Council candidates (\$18,000 in 2021). There are no expenditure limits for State elections.
- » **Limits on who can campaign:** For Legislative Council elections, political parties and third parties are not permitted to incur any electoral expenditure for the purpose of promoting a candidate. There are no limitations on election spending for State elections.

- » **Returning officers conducting elections for different Houses:** Each Legislative Council returning officer was also appointed as returning officer for a House of Assembly division. Due to the electoral boundaries, the responsibility for ordinary voting in Derwent polling places had to be shared by the Clark and Lyons returning officers.
- » **Different close of roll dates:** The rolls for the State election closed seven days after the rolls for the Legislative Council elections. During that week: 2,533 Tasmanian electors changed their enrolled address and a further 2,345 electors were either added to or removed from the State roll.
- » **Different early voting periods:** The staggered start to the two sets of Parliamentary elections resulted in an additional week of the early voting period for the Legislative Council elections, which could cause confusion and result in some electors being disenfranchised from the State election.
- » **Different rolls for two Parliamentary elections:** Electors needing to vote at both sets of Parliamentary elections were required to be marked off two certified lists.
- » **Enabling some electors to vote twice:** How does the TEC adjust its delivery of voting services within its immediate resources when one-fifth of electors are required to vote in two sets of Parliamentary elections?
- » **Impact on polling place training:** The model developed to enable some electors to vote twice, will require specialised training.
- » **Impact on election awareness campaigning:** How does the TEC ensure important Legislative Council election information is not lost during a State election campaign?

Complexities of dual elections (cont'd)

Addressing the electoral administrative consequences of the 2021 Parliamentary elections

The TEC undertook new administrative structures, relationships and innovations, to deliver these elections.

Electoral communication

The differences in electoral campaigning rules between the two sets of Parliamentary elections created repercussions for the three political parties standing candidates for elections in both Houses. As soon as the State election was announced, the Electoral Commissioner wrote to these parties to inform them of the complexities of the legislation and to encourage them to ensure their campaigning was compliant with the legislation.

To ensure that electors could recognise both elections, the TEC ran two separate advertising campaigns. Details of these campaigns is provided on page 54.

The TEC also reached out to the state public service, the business community and other electoral commissions, seeking additional resources needed to conduct compliant elections within a 36-day period. The scope and scale of these relationships and support was illustrated by an infographic the TEC released in the days preceding polling day (opposite).

Infographic published in the last week of polling



How does it all get done?

- 5 weeks
- 5 House of Assembly divisions
- 3 Legislative Council divisions
- 114 candidates
- Over 448,000 electors!
- 262 polling day polling places
- 22 Tasmanian & interstate pre-poll centres
- 19 mobile polling teams
- 35,000 postal votes
- Over 41,000 pre-poll votes (so far)

It takes a community to conduct elections

Thanks, Tasmania!

Two election awareness campaigns

With the overlapping elections, the commission has run two separate election awareness campaigns. The two advertising agencies have come together to provide an effective blend of campaigns that has kept the key message and hook of each campaign, as well as producing additional material to provide a sensible message for Tasmanians.

Red Jelly | The20

Dual polling places need new training material

The overlap of the elections has resulted in the need to establish dual polling places for the two elections. As these elections have different rules and different election rolls, significant new processes and training needed to be developed.

A local animation company rose to the challenge of a 3 day turn around for each of 3 animations which illustrate the new dual processes when setting up, issuing ballot papers and counting.

Small Island Studio

These cannot be paperless elections

690,000
Ballot papers

Whether it be ballot papers, forms, checklists, postal votes, elector brochures or manuals, there are a significant number and variety of printed material required for an election. Even more when two elections significantly overlap.

Seven printers located in the north and south of the State have answered the call at providing high quality locally distributed printed material on very short timeframes that have underpinned these elections.

Envoprint | Mark Media | Mercury Walch | PML | Snap | Xerox Print Division

Other Commissions

The Australian and Victorian Electoral Commissions provided additional netbooks and other polling material allowing the TEC to provide sufficient services for the overlapping elections.

The Tally room

Grand Chancellor's events team has worked hard to help the TEC provide a safe public tally room.

Hotel Grand Chancellor Hobart | Kevlar Security | Scene Change | Public Health

Vehicles and election logistics

Polling places cannot be established without a significant logistics team and transport arrangements. COVID-19 has resulted in a limited supply of rental vehicles in the State.

The Justice Department provided logistics support. The Health Department supplied 2 fleet vehicles for returning officer staff, and Radcliffe Transport provided access to trucks for equipment deliveries.

Department of Health | Radcliffe Transport | Department of Justice

Where do you go? To a sign maker

The calling of a snap election means that you need to find new office and polling place locations at very short notice. Sometimes these locations are unexpected or out of the way. To enable electors and candidates to find services requires the production of many varied signs and banners.

Two Tasmanian companies have been agile and creative to provide signs to meet our needs.

Euro Signs | Flying Colours

Other departments

The Tasmanian Electoral Commission has also received invaluable support from Tasmania Police, Public Health and WorkSafe enabling the Commission to provide safe elections.

Little islands vote too

Within a short time frame, air transport came to the fore, giving Flinders and King Island polling materials priority, with secure transport and handover.

Sharp Airlines

Complexities of dual elections (cont'd)

Operational solutions through innovation

The announcement of the State election immediately preceded the Easter break, providing a concentrated period for TEC staff to develop the new structures, training material and resources for the elections and to roll out election management office infrastructure, including the following:

- » development of a dual polling place model where electors are checked on both election rolls and provided the appropriate ballot paper(s),
- » adjustment of polling place staff structure and close of poll procedures to ensure the separate storage and processing of Legislative Council election material and ballot papers,
- » appointment of all pre-poll voting centres as dual polling places,
- » a delay in the opening of Legislative Council pre-poll centres to coincide with the commencement of the State election early voting period,
- » Commission approval of a single postal vote application enabling electors required to vote at both sets of Parliamentary elections to automatically be issued postal vote material for each election, and
- » expansion of mobile polling services for the Legislative Council elections to include major Hobart and Launceston hospitals to simplify voting services for Windermere and Derwent electors.

The key elements of the model and the need to develop training and associated resources are discussed in the Innovations section of this report.

Support for inexperienced election managers

While the TEC had identified its pool of election managers for the next State election, the early announcement removed the opportunity to provide extensive training and hands-on learning for the 13 staff – 10 of which had no previous election management experience. To support these staff the TEC located additional experienced election practitioners in the northern and southern election offices.

The TEC Elections Coordinator, Sarah Mathews, relocated to Launceston from late March until polling weekend to support and mentor the northern based staff.

Former Braddon assistant returning officer, Sherri Nolan, was seconded from the AEC to the northern office as an assistant returning officer to provide hands-on expertise and support with critical, complex processes such as the return of polling place materials within Bass, Braddon and the northern parts of Lyons.

A retired former returning officer, Anne Scott, provided administrative support to the southern office throughout the election period.

For processes after polling day including the Hare-Clark counts, the Deputy Commissioner and the Operations Manager provided assistance to the northern office, while the Commissioner, Elections Coordinator and ICT Officer provided assistance to the southern office.

Complexities of dual elections (cont'd)

Review of the election and moving forward

As Parliamentary elections have immutable deadlines, these elections required TEC staff¹ to find and roll out solutions within extremely short timeframes under high levels of pressure. The unpredicted shared polling day and the associated complexities of the dual elections meant these elections were conducted on the thinnest of margins across various resourcing and operational areas. The TEC was also fortunate that:

- » a suitable southern warehouse could be found and leased within 24 hours of the State election being called,
- » returning officer teams identified for the State election were available to commence work with one day's notice,
- » AGFEST did not coincide with the first Saturday in May and the Mersey election was an uncontested ballot, reducing the resources and logistical requirements for the shared polling day,
- » there was no requirement for a Tasmanian lockdown to mitigate a local outbreak of COVID-19 cases,
- » no major cyber security attacks challenged our systems,
- » Australia Post provided a sufficient service for Tasmanian mail, and
- » all election staff remained at their posts throughout the full election period².

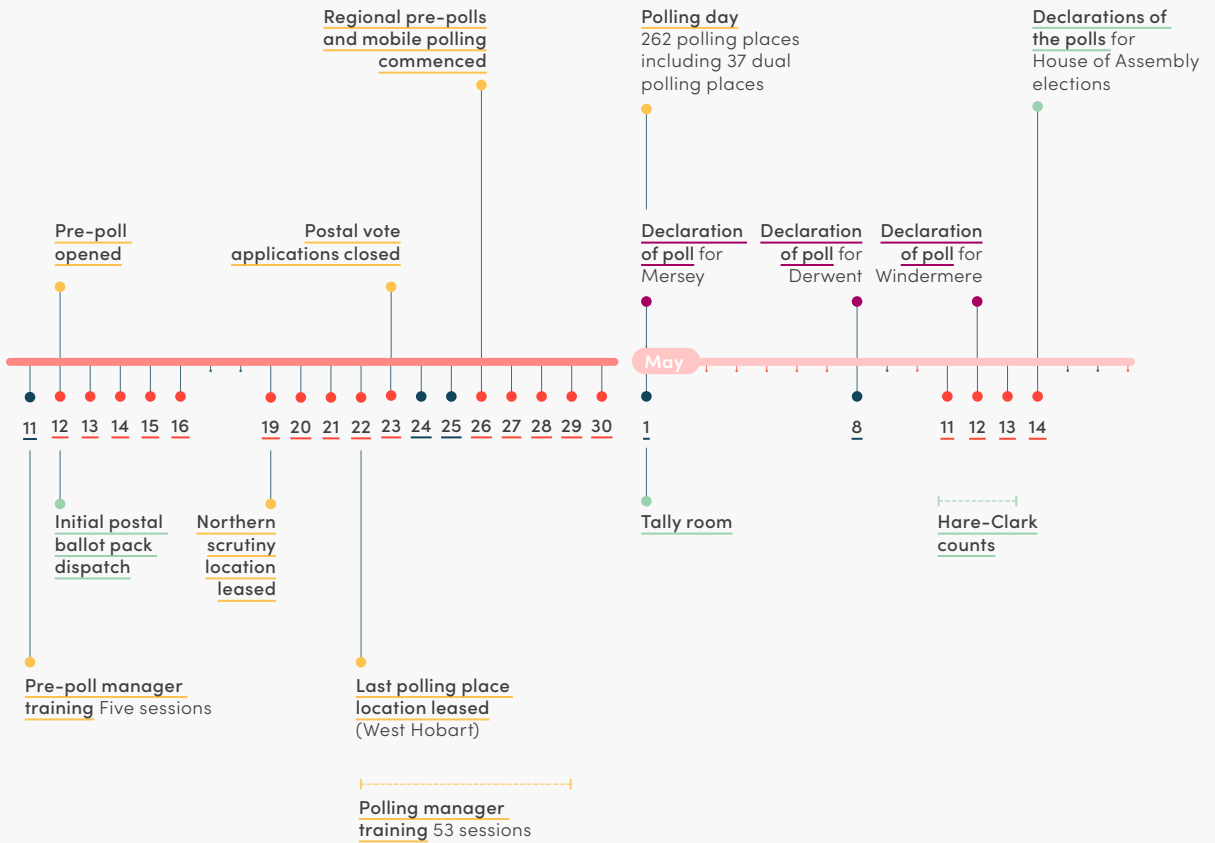
Each of these elements had the capacity to undermine the integrity of the 2021 Parliamentary elections and without mitigation, threaten the electoral franchise and the conduct of future elections.

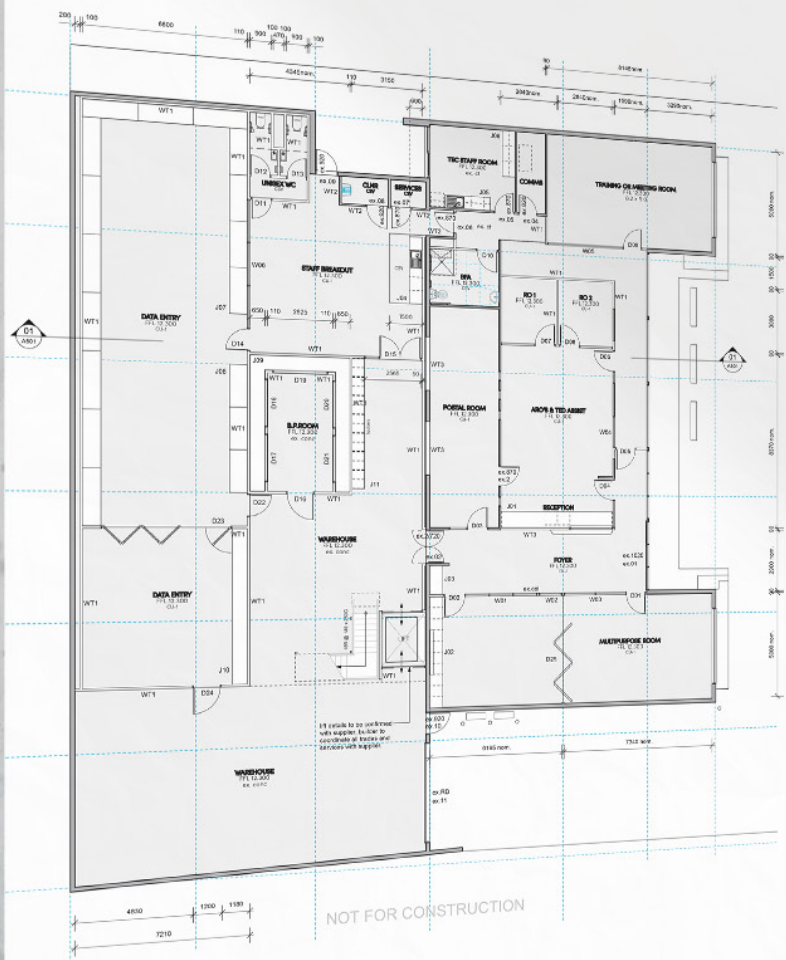
With the precedent set, the TEC must now plan for the possibility of a shared polling day in May 2024 or May 2025. The TEC will therefore look to change its polling place modelling and preparation timetable which will require a significant increase to election critical infrastructure to be better prepared for this possibility.

1 The TEC consists of a permanent staff structure of 15 people.

2 Some electoral managers have indicated that they would not be prepared to work on future elections due to the work pressure and heavy workload.







Establishing a northern election office

A new northern strategy

Following the review of electoral activities in 2018 and cyber security and IT needs, the TEC undertook a search for an ongoing operational space for north and north-west elections.

The TEC maintained a small northern office in Henty House for running Legislative Council elections and processing Legislative Council enrolment forms until 1993, with AEC regional offices taking on returning officer duties for Legislative Council elections from 1996.

The arrangement with the AEC for all Tasmanian Parliamentary and local government elections concluded in 2014, which significantly impacted TEC structural and operational arrangements, particularly for elections based in the north and north-west.

Conducting elections typically requires large warehousing spaces, cyber secure networking infrastructure, corporate office space, and robust and secure storage for large quantities of materials. Leasing locations that meet these specific needs has proven very difficult.

Over the 2015-2019 period, the TEC leased eight north and north-west locations, including a former bank office in Launceston, a converted house in Ulverstone, the former Tasmanian Board Mills offices in St Leonards, a third-floor government office space in Reece House in Burnie and a former industrial small business site in Cooe. These venues presented significant operational challenges including the need to hire additional security. The Commission took the view that these risks would be mitigated by the establishment of a northern office.

A permanent northern office provides the following advantages:

- » a permanent, suitable location with appropriate IT infrastructure and physical spaces for running northern elections,
- » the reduction in resourcing for, and risks associated with, identifying and leasing north and north-west locations for each election, particularly in the case of an early State election,
- » a regular electoral workload at one location enabling the TEC to develop a broader election casual staffing pool and the electoral skill base within that pool, and
- » a consistent northern presence will build a stronger connection with the local community.

Establishing a northern election office (cont'd)

For the first 10 years of the office lease, the TEC will be required to conduct the following north and north-west elections:

Year	Elections	
2021	LC	Mersey and Windermere
	HoA	Bass and Braddon (Lyons northern depot)
2022	LC	McIntyre
	LG	14 local government councils
2023	LC	Launceston and Murchison
2024 ¹	–	
2025	LC	Montgomery
	HoA	Bass and Braddon (Lyons northern depot)
2026	LC	Rosevears
	LG	14 local government councils
2027	LC	Mersey and Windermere
2028	LC	McIntyre
2029	LC	Launceston and Murchison
	HoA	Bass and Braddon (Lyons northern depot)
2030	LG	14 local government councils

12 Goodman Court, Invermay

From late 2019 the Deputy Electoral Commissioner worked with real estate agents to examine greenfield sites and available commercial properties. In June 2020, 12 Goodman Court, Invermay was identified as the most suitable option.

Purpose-built in 2010 as the showroom, offices and warehouse for a major local locksmith, the site has many advantages including full, single level access across the entire site, large industrial storage and high vehicle access into the warehouse, extensive IT infrastructure, ample on-site car parking, secure high fencing around the entire property, and located within a central Launceston industrial estate.

The TEC worked with the Department of Justice and the Department of Treasury and Finance to negotiate a long-term lease of the property.

1. No northern elections



Refurbishment for the future

It was determined that, with refurbishment, the site would be capable of accommodating the full, secure management of Parliamentary and local government elections.

Refurbishment plans include:

- » offices and administration space for returning officers and their staff,
- » secure storage with capacity for storing large quantities of ballot papers, postal envelopes, and polling place netbooks,
- » a large counting space, and
- » a data entry facility.

Taking possession – 2021 Parliamentary elections

The TEC gained access to the Invermay site on 9 March 2021, enabling the delivery of office furnishings and the set up of ICT infrastructure for the Mersey and Windermere elections.

With the Premier announcing the State election on 26 March, the site was reorganised to also accommodate the Bass and Braddon House of Assembly division elections and a support site for the northern region of the division of Lyons.

As it was not yet fitted out for large scale elections, a further venue was leased for counting over polling weekend.

The tender process for fit-out works is due to commence in July 2021 with an expectation of completion in early 2022 ahead of the conduct of the inaugural Legislative Council election for the division of McIntyre and the September commencement of statewide local government elections.



Political neutrality of staff

Under the *Anti-Discrimination Act 1998* a person must not discriminate against another person on the grounds of political belief, affiliation or political activity in connection with employment. However, it is a cornerstone of electoral administration and public expectation that election officials be politically neutral while employed or appointed.

While under the *Electoral Act 2004* a person is ineligible to be appointed as a Member of the Commission or as Electoral Commissioner if they have been a member of a registered Australian political party or similar organisation in the past five years, the Act does not impose any political neutrality conditions for permanent and casual staff or contractors. This situation is in contrast with most other Australian electoral jurisdictions, which either provide for political neutrality of staff within their electoral legislation, or under formal exemption arrangements under Equal Opportunity/Anti-Discrimination legislation.

On 23 September 2020, the TEC lodged a request with the Anti-Discrimination Commissioner for an exemption under section 58 of the *Anti-Discrimination Act 1998*. On 6 January 2021, a three-year exemption was granted to permit the TEC to request and consider information on the following elements in regards to the employment as permanent TEC staff and election staff or the engagement of a contractor:

- (a) *Current membership, or membership within the past 5 years, of any political party in any State or Territory or the Commonwealth.*
- (b) *A course of conduct within the past 5 years directed to supporting the aims of a political party or an independent candidate in a State, Territory or Federal election.*
- (c) *A person who has held the office of councillor for a Tasmanian local council within the past 5 years.*
- (d) *A course of conduct within the past 5 years directed towards supporting the political aims of a local councillor.*
- (e) *A person who has publicly engaged in conduct promoting a political position in respect of an issue currently before the electorate in the election for which that person is to be employed.*
- (f) *A person who is a member of a lobby group (not being a union or professional association) which promotes a political position in respect of an issue currently before the electorate in the election for which that person is to be employed.*

The exemption was Gazetted on 13 January 2021. The Commission is currently establishing a process for evaluating and implementing the effect of the exemption for the range of positions affected.

New election awareness campaign

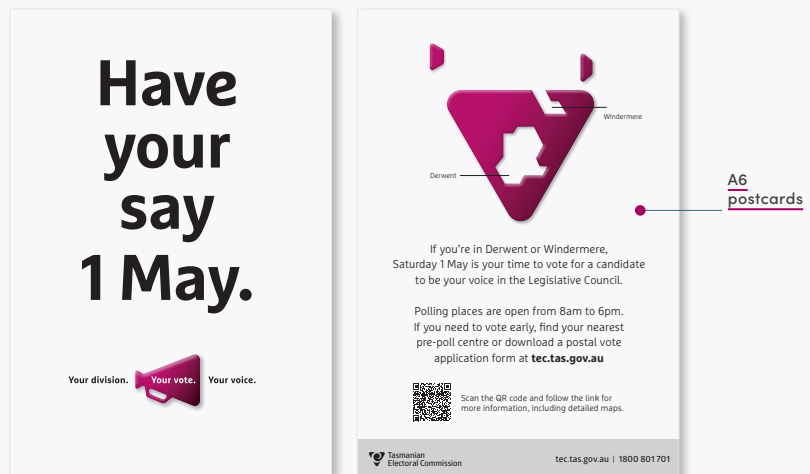
With the primary aims of increasing awareness and encouraging participation, a comprehensive awareness campaign is an important tool in conducting elections. After 16 years of effective service, the TEC bid a fond farewell to the 'Shape Your State' Legislative Council elections awareness campaign.

In November 2020, a request for tender process was launched to identify a new campaign for Legislative Council periodic elections. The Red Jelly agency provided the winning concept – 'Your division. Your vote. Your voice.' which first appeared at the 2021 Legislative Council elections. The winning campaign was built around a megaphone visual device integrated into this call to action, and the use of animation rather than live action.



To reinforce the specific Legislative Council divisions going to election each year, Red Jelly created an easy-to-understand "puzzle" concept.

For video communications, such as the TV ads, the megaphone and puzzle device transition into each other.



Aboriginal Land Council of Tasmania elections

The Electoral Commissioner conducted the 2020–21 Aboriginal Land Council of Tasmania (ALCT) elections in accordance with the *Aboriginal Lands Act 1995*.

The Council consists of eight Aboriginal persons, two representing each of the South, North and North–West regions, and one representing each of the Flinders Island and Cape Barren Island groups.

The enrolment process for these elections included a period for individuals to apply to join the ALCT Roll. At the close of the application period, all new applicants were placed on the Preliminary Roll which was made available for a short objection period at all Service Tasmania shops.

Fifty-nine people applied to be on the Preliminary Roll, with none of those persons having objections lodged against their inclusion on the Roll. Therefore all 59 applicants were transferred to the Electors Roll, bringing the total number of ALCT electors to 626.

Results

The following persons were elected to the ALCT for a three-year term of office, to represent the areas shown:

Cape Barren Island group	Jim puralia meenamatta Everett
Flinders Island group	Joanne Willis
North region	Michael Mansell
	Adam Thompson
North–West region	Ashlee Kate Murray
	Michelle Purdy
South region	Colin Hughes
	Sara Maynard

ALCT elections are next due in 2023–24.

New look material

In order to increase participation, the Electoral Commissioner and the ALCT Chair agreed to redesign all enrolment and election paperwork to be more engaging, relevant to the community and simple to read. See samples in Appendix G.

House of Assembly

casual vacancies

Details of these recounts are provided in Appendix D.

2020 Braddon recount

On 17 August 2020, the TEC completed a recount to fill the vacancy in the House of Assembly for the division of Braddon created by the resignation of Joan Rylah.

Five candidates nominated for the recount.

Felix Ellis was elected as a member of the House of Assembly for the division of Braddon until the next State election which was held on 1 May 2021.

2021 Braddon recount

On the day of the declaration of the polls for the State election, 14 May 2021, Adam Brooks provided his resignation from the 50th Parliament to Her Excellency.

Eleven candidates nominated for the recount.

On 3 June 2021, the TEC completed the recount with Felix Ellis elected as a member of the House of Assembly for the division of Braddon until the next State election.

Local government casual vacancies

Full details of all local government elections including recounts and by-elections can be found on the TEC website.

During 2020-21, the TEC conducted recounts to fill councillor vacancies for the following local government councils:

- » West Tamar Council (July)
- » Tasman Council (November)
- » Tasman Council (April)
- » Launceston City Council (June)
- » Tasman Council (June)
- » Huon Valley Council (June)

By-elections for mayor and councillor positions were conducted or commenced for the following councils:

- » Glamorgan-Spring Bay Council (September)
- » Glenorchy City Council (commenced 5 June)
- » Kingborough Council (commenced 5 June)
- » West Council Council (commenced 5 June)

Other elections and ballots

During 2020-21, the TEC conducted the following non-parliamentary elections:

Statutory elections

- » Elizabeth Macquarie Irrigation Trust

Non-statutory elections

- » Local Government Association of Tasmania
- » Tasmanian Council of Social Service Inc.
- » Tasmanian Rock Lobster Fishermen's Association
- » Tasmanian Seafood Industry Council

Assisting other electoral authorities

The TEC assists other electoral commissions by issuing pre-poll votes for their elections. Ballot papers were issued for the following elections:

New Zealand Electoral Commission

- » New Zealand General election

Western Australian Electoral Commission

- » Western Australian State election

Elections ACT

- » Australian Capital Territory Legislative Assembly election

Collaborations with other departments

Interjurisdictional collaboration between government departments has become more common in the wake of the work required to manage the pandemic. This year the TEC has been able to support the Tasmanian public sector with the following activities.

- » **Department of Justice Values:** The Communications Officer undertook the graphic design work for the Department of Justice ahead of the launch of their new values in December 2020.
- » **Justice of the Peace register:** The TEC provided administrative support and performed searches on the national electoral roll database to assist the Department of Justice to consolidate and update their register of over 1,377 Justices of the Peace.
- » **Department of Health vaccination hubs supplies:** Following the 2021 Parliamentary elections, the TEC was able to supply the Department of Health with 400 bottles of hand sanitiser together with bulk quantities of gloves, masks and cleaning supplies that they intend to distribute to their vaccination clinics.



Innovations





The dual polling place model

For the 2021 Parliamentary elections, the TEC developed the “dual polling place” model which enabled electors to have a single voting process regardless of whether they were required to vote in one or two elections.

The model provided the best opportunity to maintain a high turnout for the Legislative Council elections but required new arrangements, processes and resources to ensure electoral compliance.

Elements of the new model

Separate electronic netbooks were needed at each issuing point so the elector's name could be checked off both election rolls if required.

Staff were required to undertake the following steps when issuing ballot papers:

- » ask the elector the three required questions,
- » find and mark the elector on the State election netbook and issue the relevant House of Assembly ballot paper,
- » use the elector details shown on the State election roll to search for the elector on the Legislative Council netbook. If found, issue the relevant Legislative Council ballot paper.

To ensure appropriate management of Legislative Council ballot papers and materials, new post close of poll processes were established and a 2IC was allocated to every dual polling place. The 2IC was responsible for all Legislative Council material, including its return to the returning officer. This enabled the polling place manager to remain at the polling place to manage the counting and return of the House of Assembly division ballot papers.

Dual polling place locations

The TEC did not have sufficient IT infrastructure to appoint all 262 polling places as dual polling places, therefore only polling places located within the electoral boundaries of the divisions of Derwent and Windermere were appointed as dual polling places on polling day.

Any Derwent or Windermere elector outside these areas could vote at any of the 15 pre-poll centres before polling day – which were all appointed as dual polling places. Five mobile polling teams provide dual voting services to all nursing homes within the electoral boundaries of the divisions of Derwent and Windermere, and at the main Hobart and Launceston hospitals. All seven interstate and territory electoral commissions were also appointed as dual pre-poll polling places.

New staff training for dual polling places

The TEC needed to rapidly develop new training materials for returning officers and their trainers to deliver to the casual staff operating dual polling places.

The TEC developed animations and hands-on materials to provide training for:

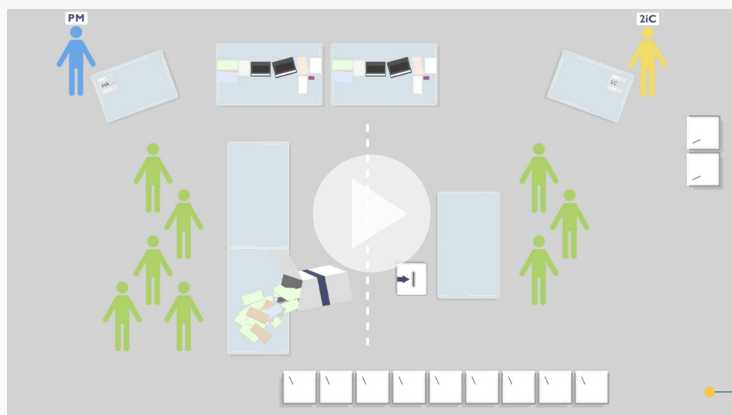
- » the issuing table configuration,
- » the new process of issuing ballot papers, and
- » the post 6pm activities for counting and packing ballot papers for each set of Parliamentary elections.

Local company Small Island Studio rapidly created scripts, story boards and clear, simple animations that were included in the eLearning packages for staff and again in their face-to-face training sessions.

Delivering the training presented its own challenges. A training program for dual polling places was provided at separate training sessions, where managers were given time to set up an issuing point with a set of materials equivalent to what they would be using on polling day. Throughout the session, the staff manipulated materials for both elections, and practiced the simple but effective separation of tasks required to conduct the post 6pm first preference counts.

Over 150 specialised kits of hands-on materials were required for the dual polling place training sessions – with production lead times necessitating printing and packing to commence while the design of the new materials and teaching plans were still being developed.

Seven trainers worked with returning officers and assistant returning officers to deliver 42 three-hour training sessions to over 430 polling place management staff across the seven days and evenings leading up to polling day.



Overlapping awareness campaigns

Two election awareness campaigns were produced and implemented for the 2021 Parliamentary elections:

- » the “Your division. Your vote. Your voice.” campaign for the 54,000 electors required to vote at the Legislative Council divisions of Derwent and Windermere elections, and
- » the “Your vote is BIGGER than you think” campaign for the 350,000 electors required to vote at the State election.

The former campaign was run by Red Jelly and the latter campaign by The20.

While for the majority of the election period, each campaign ran separately across television, radio and newspapers, the messages were meshed at three key points to provide complementary information for the electors.

The TEC purchased double page spreads in the three Tasmanian Saturday newspapers to provide a combined message for:

- » the “Announcement of candidates” (Saturday 10 April), and
- » “Polling places open on polling day” (Saturday 1 May).

In each case the right-hand page provided State election information and the left-hand page provided Legislative Council election information with half the page highlighting the responsibility of Derwent and Windermere voters to ensure they vote in both sets of Parliamentary elections.

In the week prior to polling day, television and radio advertisements presented information about both sets of Parliamentary elections in one cohesive message. In an exceptionally short production timeframe, the two advertising agencies collaborated to modify the animated Legislative Council campaign to incorporate a new character carrying the State election message.

Samples of the campaign materials are provided in Appendix G.


Still from TV commercial





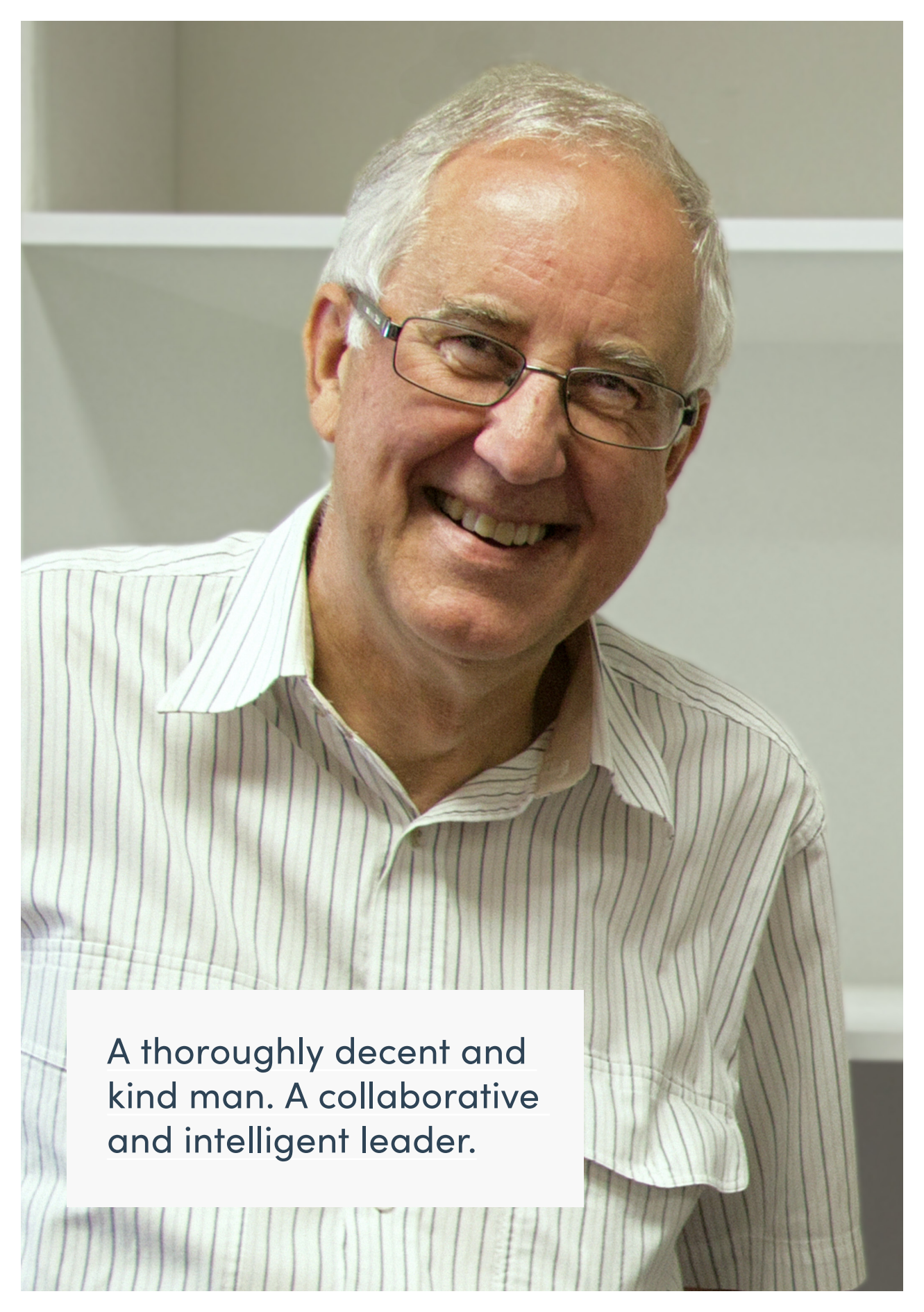


Recognition
and staff
development





Northern office in action – assistant returning officer, Sherri Nolan briefing staff ahead of a long night of processing materials being returned from polling places.



A thoroughly decent and kind man. A collaborative and intelligent leader.

Remembering Bruce Taylor

2020–21 was marked by the passing of Bruce Taylor, Tasmania's first Electoral Commissioner and one of the principal architects of the modernised *Electoral Act 2004*.

Bruce was born in Launceston in March 1949 and passed away in Hobart in May 2021. Growing up in Longford, Bruce joined the Australian Bureau of Statistics in Hobart in 1970, where he spent the majority of his time in Population Surveys.

He transferred to the Australian Electoral Commission in 1984, and joined the Tasmanian Electoral Office in 1993 for the implementation of universal postal voting for Tasmanian local government elections following the passage of the *Local Government Act 1993*. The complementary skills and styles of Chief Electoral Officer David Farrell and Bruce greatly served the state through a ground-breaking time of electoral administration.

Bruce succeeded David as Chief Electoral Officer in 2001 and set about modernising the *Electoral Act 1985*, with the *Electoral Act 2004* receiving Royal Assent on 17 December 2004. While preserving the main elements of Tasmania's democratic system, the new legislation utilised modern drafting styles, established the independent Tasmanian Electoral Commission and empowered the Commission to approve forms and procedures, enabling it to swiftly adapt electoral administration in response to emerging technologies and challenges. Bruce became Tasmania's first Electoral Commissioner, serving with Richard Bingham, and then Liz Gillam, as TEC Chairs.

Bruce's time with us included the conduct of: six State elections, 18 years of periodic Legislative Council elections, eight rounds of ordinary local government elections, the 2008 Legislative Council electoral boundaries redistribution, the 2001 and 2009 Aboriginal Land Council of Tasmania elections, numerous local government elector polls, and many Parliamentary and local government recounts.

Bruce also contributed to the development of electoral elements of constitutions and regulations for many community groups and statutory bodies. As Commissioner, Bruce introduced the use of electronic certified lists in Tasmanian polling places, the establishment of an independent voting system for vision impaired electors, the expansion of Robson rotation for Parliamentary elections and an SMS elector reminder system.

Following Bruce's retirement after the 2010 State election, he continued to volunteer within the community.

Colleague reflections

David Farrell – Chief Electoral Officer 1992-2000

Bruce and I were very different. We were like chalk and cheese... with me screeching down the blackboard... to Bruce's King Island triple brie.

We became an inseparable team, in both the complementary and additive sense. Bruce always had your back. For three decades, we were there for each other, even though our lives took different paths. That's the wonder of a real friendship – tempered by shared challenge.

Julian Type – Deputy/Electoral Commissioner 2006-2016

A skilful negotiator, Bruce was always a calming and reasonable influence when things didn't quite go to plan, and was there unfailingly to provide support rather than to point fingers.

The current Electoral Commissioner speaks of 'the giants on whose shoulders we stand': it isn't hyperbole when we remember Bruce Charles Taylor.

Michelle Davy – Senior Policy Officer 1995-present

Working alongside Bruce not only did I learn the craft of elections from one of the best, but I was also lucky enough to spend that time in the company of a thoroughly decent and kind man who became a role model and friend.

An agile thinker with an ability to simultaneously keep an eye on the minutiae and the big picture, Tasmanian elections were in very safe hands with Bruce. As was his team.

Nicole Lugg – Senior Policy Officer 1998-2020

Bruce was a thinker. Electoral issues that arose would always be carefully considered and analysed by Bruce. He valued corporate knowledge of staff and in discussions on electoral issues he actively listened to alternate points of views.

When children of staff visited the office, Bruce would treat them like VIPs with chocolate frogs offered from a secret stash primarily kept for his own children and, on occasions, for Parliamentary Counsel.

David Clark – former AEC colleague and close friend

His knowledge and dedication to the overall duties of his positions were maintained with a sense of responsibility and humour, using clear and concise communication skills. Bruce consistently showed a genuine concern for all his work colleagues as he had the innate ability to balance his work responsibilities with his family, personal and sporting interests.

In summary, Bruce Taylor was undoubtedly a unique stalwart for Tasmanian democracy.



Bruce Taylor
1949–2021

Staff farewells



Nicole Lugg (Senior Policy Officer)

Nicole's career at the TEC spanned 22 years, during which time she supported the office with high level legal, policy and research skills. Nicole's significant contributions to the TEC included:

- » assisting with the development and implementation of the *Electoral Act 2004*, which included the establishment of a new Electoral Commission, and developing new policies, forms and procedures,
- » the ongoing review and amendment of electoral legislation,
- » being a member of a 2003 inter-agency working group that reviewed the *Local Government Act 1993*,
- » providing advice and executive support to the Commission and Commissioner,
- » handling many electoral complaints and queries,
- » managing the political party register, including co-ordinating formal party reviews,
- » undertaking an operational management role with Legislative Council elections in 2001 and 2002, and
- » providing assistance at numerous interstate elections.



Kristi Read (Elections Officer)

Kristi has had an extensive career in Tasmanian electoral administration. Kristi commenced work with the AEC in the division of Braddon in 1984. Kristi's involvement in Tasmanian elections while at the AEC included the six State elections, 10 periodical Legislative Council elections and nine statewide local government elections. Kristi joined the TEC in 2016, leaving in June 2021 to take up a position with the AEC in Canberra. Kristi's other significant contributions included:

- » managing many statutory and non-statutory elections,
- » applying extensive electoral experience to the updating and improvement of TEC operational processes, and
- » providing mentorship and guidance to returning officers for multiple parliamentary and local government elections.



Chris Garrett (Operations Manager)

Chris worked with the TEC from July 2019 until June 2021. Chris' contributions to the TEC included: research and development of COVID-safe plans for the 2020 Legislative Council elections and the 2021 Parliamentary elections, establishment of a new large-scale recruitment process for returning officers and assistant returning officers, and managing the operational roll-out for the 2021 Parliamentary elections.




Lissa Villeneuve (Elections Coordinator)

Lissa worked with the TEC from November 2019 until September 2020. Lissa's contributions to the TEC included: being returning officer for the 2020 Legislative Council election for the division of Huon, representing the TEC as a member of the Diversity and Inclusion working group, and developing a Code of Conduct for all casual election staff.




Elton van Maanen (Senior Systems Administrator)

Elton worked with the TEC from April 2020 until March 2021. His contributions to the TEC included: improvements to TEC cyber security maturity and ICT infrastructure, and management of the IT system rollout and infrastructure configuration for the 2021 Legislative Council elections.



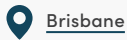
Sarah Zika (Communications Officer - fixed term)

Sarah worked with the TEC from June to December 2020. Sarah's contributions included the restructure of the TEC website navigation process, a redesign of the annual report visual layout, creating a new postal ballot kit teachers' guide, and creating the visual branding and launch materials for the new values established by the Department of Justice.



Professional development

The following opportunities for development were undertaken during the past year.



Graduate Certificate in Business (Public Sector Management)

Deputy Electoral Commissioner, Ngaire Edwards, successfully completed the Graduate Certificate through Queensland University of Technology.



Manager Essentials Program

The Manager Information Technology and Cyber Security, Sally Long, commenced this whole-of-service program designed to increase the management capabilities of State Service managers. Three other senior staff completed the program during the year.



New Zealand General Election 2020 Virtual Visitor Program

Communications Manager, Wendy Polzin, participated in the online two-day program which gave a comprehensive overview of the New Zealand elections, featuring COVID-19 challenges and a range of communications innovations.





Working with challenging customers and situations

Administration Support Officer, Diana Piontek, attended this one-day Tasmanian Training Consortium course.



Report on performance





House of Assembly Elections
Division of Franklin

Margate

Tasmanian
Electoral Commission

ELECTORAL MATERIAL

Margate

ELECTORAL MATERIAL

Report on performance

Table 1: Electoral enrolment 2017–2021

As at 30 June	2017	2018	2019	2020	2021
Tasmanian enrolment (excluding provisional enrolments)	375 444	381 348	387 466	389 227	396 792
Voting eligible population (VEP)	391 354	393 506	387 466	403 081	407 391
Enrolment rate (% of VEP)	95.93%	96.91%	97.58%	96.58%	97.40%

Table 2: House of Assembly elections statistics 2010–2021

Election year	2010	2014	2018	2021	
Close of roll enrolment	357 315	366 442	381 183	394 432	
Ballot papers cast	335 353	342 595	352 180	359 805	
Turnout	93.85%	93.49%	92.39%	91.22%	
Number of candidates	89	126	109	105	
Total number of counts	194	330	253	203	
Formal ballot papers	320 438	326 163	334 871	341 350	
Informality	Rate	4.45%	4.80%	4.91%	5.13%
	Apparent intentional	6 378	8 787	8 468	7 862
	Apparent unintentional	8 324	7 435	8 731	10 593

Table 3: Legislative Council elections statistics by division 2020–2021

Election year	2020			2021	
	Huon	Rosevears	Derwent	Mersey	Windermere
Close of roll enrolment	26 048	27 503	26 618	28 627	27 342
Ballot papers cast	22 287	23 326	21 730	Uncontested	22 360
Turnout	85.56%	84.81%	81.64%	N/A	81.78%
Number of candidates	6	6	3	1	5
Formal ballot papers	21 716	22 864	20 513	N/A	21 276
Informality rate	2.56%	1.98%	5.60%	N/A	4.85%

Table 4: Legislative Council elections participation and informality rates 2017–2021

Election year		2017	Pembroke by-election	2018	2019	2020	2021
Close of roll enrolment		76 306	26 079	48 192	74 979	53 551	53 960
Ballot papers cast		64 387	22 266	39 194	62 929	45 613	44 090
Turnout		84.38%	85.38%	81.33%	83.93%	85.18%	81.71%
Informality	Rate	3.64%	3.47%	4.01%	3.29%	2.26%	5.22%
	Apparent intentional	1 700	553	1 037	1 504	707	1 211
	Apparent unintentional	641	219	535	564	326	1 090

Report on performance (cont'd)

Table 5: Local government elections statistics 2007–2018

Election year	2007	2009	2011	2014	Glenorchy City ¹	2018 ²	
Close of roll enrolment ³	357 091	362 890	366 906	375 355	33 283	356 810	
Declarations returned	205 074	201 550	199 153	204 875	18 236	209 522	
Turnout	57.43%	55.54%	54.28%	54.58%	54.79%	58.72%	
Total ballot papers ⁴	538 411	526 117	510 563	591 180	53 818	596 450	
Number of candidates ⁴	444	449	421	716 ⁵	32	718	
Number of counts ⁴	602	553	489	1 365 ⁵	71	1 319	
Formal ballot papers ⁴	528 649	516 524	500 410	574 335	51 716	575 279	
Informality	Rate	1.81%	1.82%	1.99%	2.85%	3.91%	3.55%
	Apparent intentional	4 769	4 994	5 471	7 378	164 ⁶	7 597
	Apparent unintentional	4 943	4 599	4 682	9 367	777 ⁶	13 574

1. Following the passing of the *Glenorchy City Council (Dismissal of Councillors) Act 2017*, a stand-alone election was conducted. Polling closed Tuesday 16 January 2018.

2. These elections included only 28 of the 29 councils.

3. Comprises those electors on the House of Assembly roll for an address within the municipal area as well as other owners, occupiers and company nominees who have enrolled on general managers' rolls.

4. Includes all ballot papers for mayor, deputy mayor and councillors.

5. Increase in number of candidates and number of counts due to the move to "all-in, all-out" elections in 2014.

6. These figures only apply to councillor ballot papers, as an informal ballot paper survey was not conducted for the mayor and deputy mayor ballot papers for the Glenorchy City Council.







Financial performance 2020-21



Financial performance

This section contains breakdowns of election costs and historical comparisons. Expenditure and revenue statements can be found in the 2020–21 Department of Justice Annual Report. To provide an accurate comparison between the cost of Federal, House of Assembly, Legislative Council and local government elections, the salaries of permanent TEC are not included in these calculations.

Table 6: Cost of House of Assembly elections

Election year	2006	2010	2014	2018	2021
Total cost (\$'000)	1 897	2 271	2 743	3 039	3 937 ¹
Number of electors on the roll	341 481	357 315	366 442	381 183	394 432
Cost per elector on the roll	\$5.56	\$6.36	\$7.49	\$7.97	N/A ²

Table 7: Cost of Legislative Council elections

Election year	Pembroke by-election	2018	2019	2020	2021 ³
Total cost (\$'000)	266	561	1 027	1 183	N/A ²
Number of divisions	1	2	3	2	3 ³
Number of electors for these elections	26 079	48 192	74 979	53 551	82 587 ³
Cost per elector	\$10.20	\$11.64	\$13.70	\$22.08 ⁴	N/A ²

1. Combined costs for the 2021 Parliamentary elections.

2. Costs per elector for the 2021 Parliamentary elections are not clearly quantifiable and are inconsistent with other years, due to sharing of costs related to overlapping elections.

3. A ballot was not required for one of these divisions.

4. The cost per elector for the 2020 elections included \$5.78 cost per elector due to the COVID-19 pandemic.

Table 8: Cost of local government elections

Election year	2007	2009	2011	2014	Glenorchy City	2018 ⁵
Total cost (\$'000)	1 211	1 248	1 337	2 098	233	2 470
Number of electors on the roll	357 091	362 890	366 906	375 355	33 283	356 810
Cost per elector on the roll	\$3.39	\$3.44	\$3.65	\$5.59 ⁶	\$6.99	\$6.92

Table 9: Cost of Federal elections

Election year	2004	2007	2010	2013	2016	2019
Cost per elector on the roll	\$5.79	\$8.36	\$7.68	\$9.48	\$14.28	\$22.68

These figures were obtained from the *Australian Electoral Commission 2019 Electoral Pocketbook*.

Federal election costs do not include a component for the decentralised structure of permanent divisional returning offices.

Table 10: Cost of managing and maintaining the electoral roll

Financial year	2016-17	2017-18	2018-19	2019-20	2020-21
Expenditure on roll (\$'000)	440	435	449	501	476
Number of electors on the roll at June 30	375 444	381 348	387 466	389 227	396 792
Cost per elector on the roll	\$1.17	\$1.14	\$1.16	\$1.29	\$1.20

These costs include the cost to the State of the State/Commonwealth joint roll arrangement, communication lines to the national roll management system, associated IT costs and the cost of providing the roll to members of the Tasmanian Parliament, registered parties and other organisations approved by the Commission under section 40 of the *Electoral Act 2004*.

5. These elections included only 28 of the 29 councils.

6. Increase in cost reflects the move to "all-in, all-out" elections in 2014.



Appendices



Northern office in action –
return of materials process is underway.



Appendix A

Appointments, approvals, terminations, determinations and delegations

The Commission met four times during the year. It also made a number of out-of-session resolutions (between meetings) in accordance with the procedures set out in clause 6 of schedule 2 of the *Electoral Act 2004*, making the following appointments, approvals, terminations, determinations and delegations.

In December 2013 the *Local Government Act 1993* was amended to enable the Commission to approve procedures, forms and requirements in relation to local government elections.

Appointments (*Electoral Act 2004*)

Section no.	Subject	Date appointed
24(1)	Appointment of returning officers required for the 2021 Legislative Council elections in the divisions of Derwent, Mersey and Windermere	10/03/2021
24(1)	Appointment of returning officers for the 2021 House of Assembly elections in the divisions of Bass, Braddon, Clark, Franklin and Lyons	30/03/2021
24(1)	Appointment of returning officer for the 2021 House of Assembly division of Braddon*	07/05/2021
92(4)	Appointment of additional mobile polling places for the 2021 Legislative Council divisions of Derwent, Mersey and Windermere	30/03/2021
92(4), 93(1) & 93(2)	Appointment of ordinary, mobile and pre-poll polling places and mobile polling units for the 2021 Legislative Council divisions of Derwent, Mersey and Windermere	10/03/2021
93(1) & 93(2)	Appointment of ordinary, mobile and pre-poll polling places and mobile polling units for the 2021 House of Assembly divisions of Bass, Braddon, Clark, Franklin and Lyons	30/03/2021
93(1) & 93(2)	Appointment of additional ordinary and pre-poll polling places and mobile polling units for the 2021 Legislative Council divisions of Derwent, Mersey and Windermere	30/03/2021

*Out-of-session resolution

Appendix A: Appointments, approvals, terminations, determinations and delegations (cont'd)

Approvals *(Electoral Act 2004)*

Section no.	Subject	Date approved
40(2) & 40(3)	Request for supply of roll forms for Members and Parties	21/10/2020
40(6)	Request for supply of roll data for management of Tasmanian Justices of the Peace database*	23/12/2020
40(6)	Review of approval of provision of additional roll data to Monetary Penalties Enforcement Service	16/12/2020
77(2), (3), (4) & (5)	Approval of updated House of Assembly nomination forms	21/10/2020
96(1)	Approval of House of Assembly ballot papers	30/03/2021
126	Approval of postal vote application form	21/10/2020
126	Approval of postal vote application form	10/03/2021
126 & 128(1) (a)(ii)	Approval of joint postal vote application and approval of postal voting instructions	30/03/2021
153 & 154	Approval of 'non-voter' notices	16/12/2020

Termination *(Electoral Act 2004)*

Section no.	Subject	Date terminated
93(3)	Termination of Legislative Council polling places (Mersey)*	16/04/2021

Determination *(Electoral Act 2004)*

Section no.	Subject	Date determined
27(1)	Determination of remuneration and allowances	16/12/2020
27(1)	Determination of remuneration and allowances for returning officers and assistant returning officers appointed for both Legislative Council and House of Assembly elections*	05/04/2021

Delegation *(Electoral Act 2004)*

Section no.	Subject	Date delegated
43	Delegation of power to amend election roll for the 2020 Huon and Rosevears elections (rescinded at meeting of 21/10/2020)*	24/07/2020

Approvals *(Local Government Act 1993)*

Section no.	Subject	Date approved
271	Approval of updated local government nomination form	21/10/2020

*Out-of-session resolution

Appendix B

Legislative Council elections

Periodic cycle as at 30 June 2021

Year	Division	Current Member
2022	Elwick	Josh Willie
	McIntyre	Tania Rattray
2023	Launceston	Rosemary Armitage
	Murchison	Ruth Forrest
	Rumney	Sarah Lovell
2024	Hobart	Rob Valentine
	Prosser	Jane Howlett
2025	Montgomery	Leonie Hiscutt
	Nelson	Meg Webb
	Pembroke	Jo Siejka
2026	Huon	Bastian Seidel
	Rosevears	Jo Palmer
2027	Derwent	Craig Farrell
	Mersey	Michael Gaffney
	Windermere	Nick Duigan

Elections are conducted on a 6-year periodic cycle.

Elections for three members are held in May one year, with elections for two members held in May the following year and so on.

2020 Legislative Council elections – Huron and Rosevears

Election calendar

Monday 22 June	6pm	Issue of the writs and close of roll
Thursday 2 July	12 noon	Nominations close
Friday 3 July	12 noon	Announcement of nominations
Friday 24 July	4pm	Postal vote applications close
Saturday 1 August	8am–6pm	Polling day

Huron election summary

Retiring member – The Honourable Robert H Armstrong	Electors enrolled	26 048
Returning officer – Lissa Villeneuve	Electors who voted	22 287 (85.56%)
Elected member to serve until May 2026	Informal votes	571 (2.56%)

Rosevears election summary

Retiring member – The Honourable Kerry Finch	Electors enrolled	27 503
Returning officer – Sarah Mathews	Electors who voted	23 326 (84.81%)
Elected member to serve until May 2026	Informal votes	462 (1.98%)

2020 Huon Legislative Council elections

First preference votes and informal ballot papers by polling place

HUON	Independent	Independent	Shooters, Fishers, Farmers Tas	Tasmanian Greens	Independent	Australian Labor Party	Total formal votes	Informal	Total ballot papers counted
	ARMSTRONG Debbie Louise	ARMSTRONG Robert	CAMERON Garrick	CARJANA Pat	HARRISS Dean	SEIDEL Bastian			
Polling place									
Adventure Bay	11	12	5	26	11	49	114	3	117
Alonnah	4	16	10	25	23	78	156	9	165
Blackmans Bay	96	210	70	302	266	483	1 427	53	1 480
Cygnets	101	202	71	281	105	284	1 044	31	1 075
Dover	38	95	37	42	52	98	362	18	380
Franklin	28	67	26	49	65	143	378	11	389
Geeveston	53	118	77	56	84	139	527	26	553
Glen Huon	11	31	9	13	36	48	148	3	151
Huonville	62	101	92	94	151	249	749	36	785
Judbury	15	19	19	26	18	47	144	6	150
Kettering	28	49	39	95	54	74	339	25	364
Margate	118	220	135	300	271	397	1 441	55	1 496
Middleton	19	36	19	45	32	39	190	8	198
Mountain River	24	47	34	56	52	133	346	8	354
Ranelagh	41	76	54	57	117	215	560	19	579
Sandfly	45	103	69	171	86	139	613	26	639
Snug	60	118	83	153	135	199	748	29	777
Southport	11	18	11	17	15	21	93	7	100
Woodbridge	16	41	17	112	34	72	292	13	305
Total ordinary	781	1 579	877	1 920	1 607	2 907	9 671	386	10 057
Pre-poll	136	337	128	272	275	595	1 743	44	1 787
Postal	862	2 139	740	1 603	1 614	3 272	10 230	136	10 366
Provisional	4	11	6	7	8	16	52	4	56
Out of division	1	5	1	6	2	5	20	1	21
Totals	1 784	4 071	1 752	3 808	3 506	6 795	21 716	571	22 287
% Formal vote	8.22%	18.75%	8.07%	17.54%	16.14%	31.29%		2.56%	informal

Note: No mobile polling was conducted due to the pandemic.

Distribution of preferences

HUON		Independent	Independent	Shooters, Fishers, Farmers Tas	Tasmanian Greens	Independent	Australian Labor Party	Exhausted votes	Formal votes	Absolute majority	Remarks
		ARMSTRONG Debbie Louise	ARMSTRONG Robert	CAMERON Garrick	CARUANA Pat	HARRISS Dean	SEIDEL Bastian				
Count 1	Total votes	1 784	4 071	1 752	3 808	3 506	6 795		21 716	10 859	First preferences
Count 2	Votes transferred	299	422	-1 752	126	520	385				CAMERON excluded
	Total votes	2 083	4 493	0	3 934	4 026	7 180		21 716	10 859	
Count 3	Votes transferred	-2 083	827		232	671	353				ARMSTRONG, Debbie excluded
	Total votes	0	5 320		4 166	4 697	7 533		21 716	10 859	
Count 4	Votes transferred		434		-4 166	814	2 885	33			CARUANA excluded
	Total votes		5 754		0	5 511	10 418	33	21 716	10 842	
Count 5	Votes transferred		3 398			-5 511	1 866	247			HARRISS excluded
	Total votes		9 152			0	12 284	280	21 716	10 719	SEIDEL elected
Percentages			42.69%				57.31%				

2020 Rosevears Legislative Council elections

First preference votes and informal ballot papers by polling place

ROSEVEARS	Tasmanian Greens	Independent	Independent	Independent	Australian Labor Party	Liberal Party			
	DAVENPORT Jack	FINLAY Janie	FRY David	GALE Vivienne	GREENE Jess	PALMER Jo	Total formal votes	Informal	Total ballot papers counted
Beaconsfield	31	157	40	8	61	199	496	36	532
Beauty Point	11	129	33	5	22	106	306	11	317
Exeter	45	190	65	22	59	256	637	28	665
Gravelly Beach	36	117	37	13	39	113	355	6	361
Kelso	4	63	4	4	6	46	127	2	129
Legana	69	417	132	38	120	713	1 489	37	1 526
Prospect	19	74	19	5	28	106	251	8	259
Riverside	74	291	109	24	104	494	1 096	25	1 121
Riverside West	70	251	112	31	78	399	941	29	970
Sidmouth	10	85	19	23	9	113	259	8	267
Summerhill	68	408	100	28	149	652	1 405	51	1 456
Trevallyn	153	321	60	32	63	297	926	18	944
West Launceston	202	369	97	44	102	381	1 195	33	1 228
Total ordinary	792	2 872	827	277	840	3 875	9 483	292	9 775
Pre-poll	187	877	232	89	227	1 085	2 697	61	2 758
Postal	731	3 146	846	395	999	4 506	10 623	109	10 732
Provisional	1	18	1	0	9	18	47	0	47
Out of division	2	2	1	0	1	8	14	0	14
Totals	1 713	6 915	1 907	761	2 076	9 492	22 864	462	23 326
% Formal vote	7.49%	30.24%	8.34%	3.33%	9.08%	41.52%		1.98%	informal

Note: No mobile polling was conducted due to the pandemic.

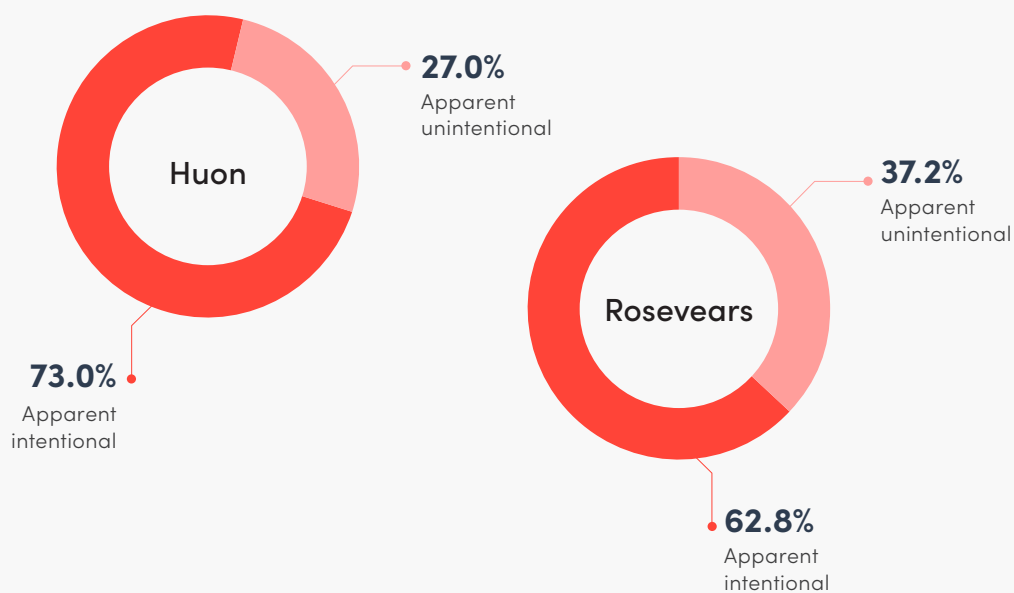
Distribution of preferences

ROSEVEARS		Tasmanian Greens	Independent	Independent	Independent	Australian Labor Party	Liberal Party	Exhausted votes	Formal votes	Absolute majority	Remarks
		DAVENPORT Jack	FINLAY Janie	FRY David	GALE Vivienne	GREENE Jess	PALMER Jo				
Count 1	Total votes	1 713	6 915	1 907	761	2 076	9 492		22 864	11 433	First preferences
Count 2	Votes transferred	81	302	171	- 761	95	112				GALE excluded
	Total votes	1 794	7 217	2 078	0	2 171	9 604		22 864	11 433	
Count 3	Votes transferred	-1 794	631	240		784	139				DAVENPORT excluded
	Total votes	0	7 848	2 318		2 955	9 743		22 864	11 433	
Count 4	Votes transferred		1 014	-2 318		324	954	26			FRY excluded
	Total votes		8 862	0		3 279	10 697	26	22 864	11 420	
Count 5	Votes transferred		2 370			-3 279	795	114			GREENE excluded
	Total votes		11 232			0	11 492	140	22 864	11 363	PALMER elected
Percentages			49.43%				50.57%				

2020 Legislative Council elections

Informal ballot paper survey

	Huon	Rosevears	Total
Apparent intentional informal voting			
Blank	202	117	319
Deliberate informal or scribble/messages only	215	173	388
Total	417	290	707
Apparent unintentional informality			
Contains writing identifying elector	1	2	3
Contains only ticks or crosses	71	104	175
No first preference	1	0	1
Repetitions or omissions	81	66	147
Two or more first preferences	0	0	0
Total	154	172	326
Total	571	462	1 033



2021 Legislative Council elections – Derwent, Mersey and Windermere

Monday 22 March	6pm	Issue of the writs and close of roll
Wednesday 31 March	12 noon	Nominations close
Thursday 1 April	12 noon	Announcement of nominations
Friday 23 April	4pm	Postal vote applications close
Saturday 1 May	8am–6pm	Polling day

Derwent election summary

Retiring member – The Honourable Craig M Farrell	Electors enrolled	26 618
Returning officer – Sally-Ann Isles	Electors who voted	21 730 (81.64%)
Elected member to serve for a six-year term until May 2027	Informal votes	1 217 (5.60%)

Mersey election summary

No ballot required

Retiring member – The Honourable Michael V Gaffney	Electors enrolled	28 627
Returning officer – Michael Leyden	Michael Gaffney elected unopposed	
Elected member to serve for a six-year term until May 2027		

Windermere election summary

Retiring member – The Honourable Ivan N Dean	Electors enrolled	27 342
Returning officer – Jenny Hart	Electors who voted	22 360 (81.78%)
Elected member to serve for a six-year term until May 2027	Informal votes	1 084 (4.85%)

2021 Derwent Legislative Council elections

First preference votes and informal ballot papers by polling place

DERWENT	Animal Justice Party	Australian Labor Party	Liberal Party	Total formal votes	Informal	Total ballot papers counted
	DAVIS Ivan	FARRELL Craig	SHAW Ben			
Austins Ferry	138	548	683	1 369	71	1 440
Bothwell	24	87	170	281	16	297
Bridgewater	149	681	480	1 310	128	1 438
Chigwell	89	353	277	719	64	783
Claremont	186	810	677	1 673	106	1 779
Dromedary	36	108	159	303	15	318
Gagebrook	114	442	232	788	83	871
Glenora	13	130	126	269	12	281
Granton	66	276	346	688	51	739
Lachlan	44	226	124	394	24	418
Magra	15	240	192	447	18	465
Miena	12	37	64	113	4	117
Molesworth	18	158	112	288	13	301
New Norfolk	145	808	485	1 438	78	1 516
New Norfolk North	54	466	385	905	68	973
Ouse	23	103	134	260	26	286
Roseneath	99	373	279	751	40	791
Westerway	50	151	134	335	25	360
Windermere	140	525	436	1 101	51	1 152
Total ordinary	1 415	6 522	5 495	13 432	893	14 325
Mobile	37	113	104	254	8	262
Pre-poll	336	2 152	1 653	4 141	234	4 375
Postal	160	833	712	1 705	29	1 734
Provisional	6	29	32	67	4	71
Out of division (Pre-poll + Polling day)	105	420	389	914	49	963
Totals	2 059	10 069	8 385	20 513	1 217	21 730
% Formal vote	10.04%	49.09%	40.88%		5.60%	informal

Distribution of preferences

DERWENT		Animal Justice Party	Australian Labor Party	Liberal Party	Formal votes	Absolute majority	Remarks
		DAVIS Ivan	FARRELL Craig	SHAW Ben			
Count 1	Total votes	2 059	10 069	8 385	20 513	10 527	First preferences
Count 2	Votes transferred	-2 059	1 346	713			DAVIS excluded
	Total votes	0	11 415	9 098	20 513	10 527	FARRELL elected
Percentages			55.65%	44.35%			

2021 Windermere Legislative Council elections

First preference votes and informal ballot papers by polling place

WINDERMERE	Liberal Party	Independent	Australian Labor Party	Independent	Independent	Total formal votes	Informal	Total ballot papers counted
	DUIGAN Nick	GALE Vivienne	LYONS Geoff	SMITH Will	SOWARD Rob			
Dilston	294	25	99	215	68	701	34	735
George Town	360	54	345	248	67	1 074	80	1 154
George Town South	185	15	165	148	40	553	38	591
Hillwood	200	19	82	84	38	423	28	451
Inveresk	323	59	342	281	135	1 140	69	1 209
Invermay	389	45	273	263	95	1 065	46	1 111
Karoola	172	18	64	72	27	353	15	368
Lebrina	79	5	24	40	15	163	3	166
Lilydale	281	36	142	144	52	655	24	679
Mowbray	312	46	290	203	88	939	69	1 008
Newnham	741	75	675	420	202	2 113	155	2 268
Nunamara	112	13	51	58	48	282	25	307
Pipers River	127	10	37	40	17	231	18	249
Ravenswood	479	51	533	258	174	1 495	106	1 601
Rocherlea	294	28	299	224	73	918	59	977
St Leonards	659	39	228	288	187	1 401	46	1 447
Waverley	367	42	262	178	167	1 016	63	1 079
Weymouth	54	2	14	24	18	112	4	116
Total ordinary	5 428	582	3 925	3 188	1 511	14 634	882	15 516
Mobile	91	14	79	30	24	238	19	257
Pre-poll	1 722	172	1 084	925	345	4 248	161	4 409
Postal	761	112	623	354	183	2 033	18	2 051
Provisional	37	8	22	17	6	90	2	92
Out of division	9	2	13	7	2	33	2	35
Totals	8 048	890	5 746	4 521	2 071	21 276	1 084	22 360
% Formal vote	37.83%	4.18%	27.01%	21.25%	9.73%		4.85%	informal

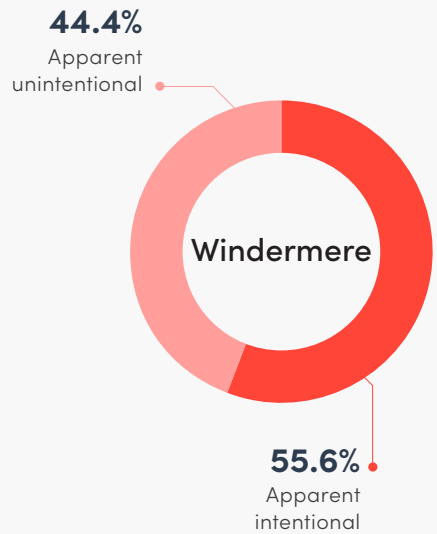
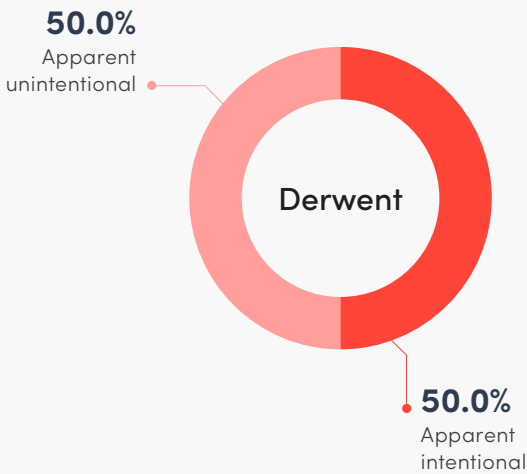
Distribution of preferences

WINDERMERE		Liberal Party	Independent	Australian Labor Party	Independent	Independent				
		DUIGAN Nick	GALE Vivienne	LYONS Geoff	SMITH Will	SOWARD Rob	Exhausted votes	Formal votes	Absolute majority	Remarks
Count 1	Total votes	8 048	890	5 746	4 521	2 071		21 276	10 639	First preferences
Count 2	Votes transferred	101	- 890	152	395	242				GALE excluded
	Total votes	8 149	0	5 898	4 916	2 313		21 276	10 639	
Count 3	Votes transferred	565		547	1 201	-2 313				SOWARD excluded
	Total votes	8 714		6 445	6 117	0		21 276	10 639	
Count 4	Votes transferred	2 686		3 213	-6 117		218			SMITH excluded
	Total votes	11 400		9 658	0		218	21 276	10 530	DUIGAN elected
Percentages		54.14%		45.86%						

2021 Legislative Council elections

Informal ballot paper survey

	Derwent	Windermere	Total
Apparent intentional informal voting			
Blank	295	315	610
Deliberate informal or scribble/messages only	313	288	601
Total	608	603	1 211
Apparent unintentional informality			
Contains writing identifying elector	0	0	0
Contains only ticks or crosses	448	269	717
No first preference	17	29	46
Repetitions or omissions	137	159	296
Two or more first preferences	7	24	31
Total	609	481	1 090
Total	1 217	1 084	2 301



Appendix C

House of Assembly elected Members of the fiftieth Parliament (2021)

Division of Bass

Liberal Party	Sarah Courtney
	Michael Ferguson
	Peter Gutwein
Australian Labor Party	Janie Finlay
	Michelle O'Byrne

Division of Braddon

Liberal Party	Adam Brooks
	Roger Jaensch
	Jeremy Rockliff
Australian Labor Party	Shane Broad
	Anita Dow

Division of Clark

Liberal Party	Elise Archer
	Madeleine Ogilvie
Australian Labor Party	Ella Haddad
Tasmanian Greens	Cassy O'Connor
Independent	Kristie Johnston

Division of Franklin

Liberal Party	Jacquie Petrusma
	Nic Street
Australian Labor Party	David O'Byrne
	Dean Winter
Tasmanian Greens	Rosalie Woodruff

Division of Lyons

Liberal Party	Guy Barnett
	Mark Shelton
	John Tucker
Australian Labor Party	Jen Butler
	Rebecca White

Appendix D

House of Assembly recounts

Brooks Recount

On 2-3 June 2021, a recount was conducted to fill the vacancy in the House of Assembly created by the resignation of Mr Adam Brooks on 14 May 2021.

BRADDON		Shooters, Fishers, Farmers Tas		Liberal Party			Tasmanian Greens
		JONES Brenton	SWANSON Kim	ELLIS Felix	HENDRIKS Lara	SHEEHAN Stacey	BRIGGS Darren
Counts 1 - 5	Votes	497	300	3 800	2 823	3 057	143
Counts 6 - 9	Votes transferred	6	3	3	2	2	13
	Total votes	503	303	3 803	2 825	3 059	156
Counts 10 - 13	Votes transferred	3	3	6	9	9	8
	Total votes	506	306	3 809	2 834	3 068	164
Counts 14 - 18	Votes transferred	6	12	8	8	5	2
	Total votes	512	318	3 817	2 842	3 073	166
Counts 19 - 22	Votes transferred	6	4	5	6	9	59
	Total votes	518	322	3 822	2 848	3 082	225
Counts 23 - 27	Votes transferred	25	16	23	32	39	- 225
	Total votes	543	338	3 845	2 880	3 121	0
Counts 28 - 32	Votes transferred	260	- 338	12	14	14	
	Total votes	803	0	3 857	2 894	3 135	
Counts 33 - 37	Votes transferred	218		170	134	150	
	Total votes	1 021		4 027	3 028	3 285	
Counts 38 - 42	Votes transferred	-1 021		226	273	319	
	Total votes	0		4 253	3 301	3 604	
Counts 43 - 47	Votes transferred			1 628	-3 301	1 528	
	Total votes			5 881	0	5 132	
Percentages				53.40%		46.59%	

Tasmanian Greens			ungrouped		Exhausted votes	Lost (gain) by fraction	Total votes (the quota)	Absolute majority	Remarks
CORBETT Maureen	MILNE Tammy	MURRAY Emily	GARLAND Craig	HAMER Liz					
57	71	72	673	80	70	18	11 661	5 796	BROOKS distributed
- 57	6	6	2	5	2	7			CORBETT excluded
0	77	78	675	85	72	25	11 661	5 795	
	- 77	23	3	2	6	5			MILNE excluded
	0	101	678	87	78	30	11 661	5 792	
		4	36	- 87	2	4			HAMER excluded
		105	714	0	80	34	11 661	5 791	
		- 105	6		10	0			MURRAY excluded
		0	720		90	34	11 661	5 786	
			57		29	4			BRIGGS excluded
			777		119	38	11 661	5 772	
			12		25	1			SWANSON excluded
			789		144	39	11 661	5 759	
			- 789		114	3			GARLAND excluded
			0		258	42	11 661	5 702	
					205	- 2			JONES excluded
					463	40	11 661	5 600	
					152	- 7			HENDRIKS excluded
					615	33	11 661	5 524	ELLIS elected

Appendix D (cont'd)

House of Assembly recounts

Rylah Recount

On 17 August 2020, a recount* was conducted to fill the vacancy in the House of Assembly created by the resignation of Mrs Joan Rylah on 27 July 2020.

BRADDON	Liberal Party	Shooters, Fishers, Farmers Tas	Tasmanian Greens	Jacqui Lambie Network	ungrouped	Exhausted votes	Lost by fraction	Total votes (the quota)	Absolute majority	Remarks
	ELLIS Felix	JONES Brenton	JORDAN Scott	TIMMS Gina	HAMER Liz					
Counts 1-6	9 121	319	81	428	74	682	13	10 718	5 019	ELLIS elected
Percentages	91.00%	3.18%	0.81%	4.27%	0.74%					

*As Mrs Rylah was elected from the 2019 recount for Mr Brooks, only Mr Brooks' ballot papers are used for this recount.

Appendix E

Party register

Political parties may apply to “register” under the *Electoral Act 2004* with the TEC.

Party registration enables endorsed candidates to be listed under the name of the party on Parliamentary ballot papers.

As at 30 June 2021, the following 7 parties were registered under the Act (alphabetical order):

- » Animal Justice Party
- » Australian Federation Party Tasmania
- » Australian Labor Party
- » Jacqui Lambie Network
- » The Liberal Party of Australia, Tasmania Division
- » Shooters, Fishers and Farmers Party Tasmania
- » Tasmanian Greens

In 2020 a review of the party register was undertaken in accordance with section 58 of the *Electoral Act 2004*. As the applicable party registration forms were not completed and returned by the due date, the registrations of the Australian Christians and Socialist Alliance parties were cancelled on 26 October 2020.

On receipt of an application to cancel its registration, the Commission also cancelled the registration of Pauline Hanson’s One Nation Party on 26 October 2020.

Appendix F

Dual election awareness campaign – samples

Double page statutory press advertisements

You may need to vote in two elections today.

Today is polling day for the State election.

In addition, if you're an elector for the Legislative Council division of **Derwent** or **Widmerere**, you will also need to vote for a representative in the Legislative Council today.

Vote today
8am–6pm Saturday 1 May
For more on your division and how to vote, go to tas.gov.au or call 1800 801 701.



Legislative Council Polling Places

To be able to vote at both the state and Legislative Council elections, go to one of these polling places.

Polling places in Derwent

Division	Electors	Polling Place
Derwent	1,234	Derwent Community Centre
Widmerere	567	Widmerere Community Centre

Polling places in Widmerere

Division	Electors	Polling Place
Widmerere	567	Widmerere Community Centre



You may need to vote in two elections on 1 May.

Saturday 1 May is polling day for the State election.

In addition, if you're an elector for the Legislative Council division of **Widmerere** or **Derwent**, you will also need to vote for a representative in the Legislative Council on the same day.

To be able to vote in both elections, either:

Vote on polling day

At a polling place located within the **Widmerere** or **Derwent** divisions

or

Vote early

At any pre-poll centre across the state

or

Vote by post.

For more on your division and how to vote, go to tas.gov.au or call 1800 801 701.



2021 Legislative Council elections

The Candidates

Vote for your vote in the Legislative Council.

Division of Widmerere

The following candidates have been nominated for the position of Member of the Legislative Council in the Division of Widmerere on the Legislative Council ballot paper.

LIBERAL PARTY	LABOUR PARTY	GREEN PARTY	TASMANIAN UNITED PARTY	INDEPENDENT
ANDREW BROWN	ANDREW BROWN	ANDREW BROWN	ANDREW BROWN	ANDREW BROWN

Division of Derwent

The following candidates have been nominated for the position of Member of the Legislative Council in the Division of Derwent on the Legislative Council ballot paper.

LIBERAL PARTY	LABOUR PARTY	GREEN PARTY	TASMANIAN UNITED PARTY	INDEPENDENT
ANDREW BROWN	ANDREW BROWN	ANDREW BROWN	ANDREW BROWN	ANDREW BROWN

Division of Clark

The following candidates have been nominated for the position of Member of the Legislative Council in the Division of Clark on the Legislative Council ballot paper.

LIBERAL PARTY	LABOUR PARTY	GREEN PARTY	TASMANIAN UNITED PARTY	INDEPENDENT
ANDREW BROWN	ANDREW BROWN	ANDREW BROWN	ANDREW BROWN	ANDREW BROWN

Division of Frankston

The following candidates have been nominated for the position of Member of the Legislative Council in the Division of Frankston on the Legislative Council ballot paper.

LIBERAL PARTY	LABOUR PARTY	GREEN PARTY	TASMANIAN UNITED PARTY	INDEPENDENT
ANDREW BROWN	ANDREW BROWN	ANDREW BROWN	ANDREW BROWN	ANDREW BROWN

Division of Lyons

The following candidates have been nominated for the position of Member of the Legislative Council in the Division of Lyons on the Legislative Council ballot paper.

LIBERAL PARTY	LABOUR PARTY	GREEN PARTY	TASMANIAN UNITED PARTY	INDEPENDENT
ANDREW BROWN	ANDREW BROWN	ANDREW BROWN	ANDREW BROWN	ANDREW BROWN

Division of Lyster

The following candidates have been nominated for the position of Member of the Legislative Council in the Division of Lyster on the Legislative Council ballot paper.

LIBERAL PARTY	LABOUR PARTY	GREEN PARTY	TASMANIAN UNITED PARTY	INDEPENDENT
ANDREW BROWN	ANDREW BROWN	ANDREW BROWN	ANDREW BROWN	ANDREW BROWN

Division of Ouse

The following candidates have been nominated for the position of Member of the Legislative Council in the Division of Ouse on the Legislative Council ballot paper.

LIBERAL PARTY	LABOUR PARTY	GREEN PARTY	TASMANIAN UNITED PARTY	INDEPENDENT
ANDREW BROWN	ANDREW BROWN	ANDREW BROWN	ANDREW BROWN	ANDREW BROWN

Division of Ross

The following candidates have been nominated for the position of Member of the Legislative Council in the Division of Ross on the Legislative Council ballot paper.

LIBERAL PARTY	LABOUR PARTY	GREEN PARTY	TASMANIAN UNITED PARTY	INDEPENDENT
ANDREW BROWN	ANDREW BROWN	ANDREW BROWN	ANDREW BROWN	ANDREW BROWN

Division of Stirling

The following candidates have been nominated for the position of Member of the Legislative Council in the Division of Stirling on the Legislative Council ballot paper.

LIBERAL PARTY	LABOUR PARTY	GREEN PARTY	TASMANIAN UNITED PARTY	INDEPENDENT
ANDREW BROWN	ANDREW BROWN	ANDREW BROWN	ANDREW BROWN	ANDREW BROWN

Division of Strathgordon

The following candidates have been nominated for the position of Member of the Legislative Council in the Division of Strathgordon on the Legislative Council ballot paper.

LIBERAL PARTY	LABOUR PARTY	GREEN PARTY	TASMANIAN UNITED PARTY	INDEPENDENT
ANDREW BROWN	ANDREW BROWN	ANDREW BROWN	ANDREW BROWN	ANDREW BROWN

Division of Tamar

The following candidates have been nominated for the position of Member of the Legislative Council in the Division of Tamar on the Legislative Council ballot paper.

LIBERAL PARTY	LABOUR PARTY	GREEN PARTY	TASMANIAN UNITED PARTY	INDEPENDENT
ANDREW BROWN	ANDREW BROWN	ANDREW BROWN	ANDREW BROWN	ANDREW BROWN

Division of Throssell

The following candidates have been nominated for the position of Member of the Legislative Council in the Division of Throssell on the Legislative Council ballot paper.

LIBERAL PARTY	LABOUR PARTY	GREEN PARTY	TASMANIAN UNITED PARTY	INDEPENDENT
ANDREW BROWN	ANDREW BROWN	ANDREW BROWN	ANDREW BROWN	ANDREW BROWN

Division of Ulverston

The following candidates have been nominated for the position of Member of the Legislative Council in the Division of Ulverston on the Legislative Council ballot paper.

LIBERAL PARTY	LABOUR PARTY	GREEN PARTY	TASMANIAN UNITED PARTY	INDEPENDENT
ANDREW BROWN	ANDREW BROWN	ANDREW BROWN	ANDREW BROWN	ANDREW BROWN



TV advertisement

Appendix G

Aboriginal Land Council of Tasmania elections – samples

Aboriginal Land Council of Tasmania

Get involved. Get connected. Get enrolled.

Why?
As a Tasmanian Aboriginal who is 18 years or older, you can apply to be enrolled and vote for who you want to be on the Aboriginal Land Council of Tasmania.
The Land Council acts as a custodian of returned parcels of land for the Tasmanian Aboriginal community.

How?
If you are already on the Aboriginal Land Council Tasmania Roll, you are ready to vote.
If you are not already on the Aboriginal Land Council Tasmania Roll, you can apply to be added. Visit www.tec.tas.gov.au/ALCT.

What is the Land Council?
The Land Council was established in 1995 under the Aboriginal Lands Act 1995 to hold title of returned land (in perpetuity) on behalf of the Tasmanian Aboriginal community.
The Land Council operates out of 44 Canning Street, Launceston and consists of 8 community representatives elected for a 3 year term.

Lands we manage
While the Land Council manages some Aboriginal land areas, we usually delegate to other Aboriginal organisations (eg TAC, CBAA or TALEC when it existed) to manage Aboriginal land.
There are 20 areas of land owned by the Aboriginal community with the last area of land returned to our people under legislation in 2005.
We hold a lease over Eddystone Point (in Langport) where two cottages are available for use by the community.
We also have a lease within the north-east wukalina National Park. Our wukalina walk tourism venture is making friends into exploring Aboriginal culture, where we get to 'tell our story' and educate all those who participate in the four day walk. www.wukalinawalk.com.au

Get involved. Get connected. Vote NOW.

Get involved. Get connected. Nominate.

Tailored envelopes

4pp A5 brochure

The enrolment process

See the 'Enrolment and election booklet 2020-21' for the full process. This is a brief overview:


- 1 Apply to be added to the ALCT Preliminary Roll (Applications close 7 October 2020)
- 2 The Preliminary Roll is open for others to inspect. People can lodge an objection to your enrolment if they don't believe you are an Aboriginal person within the meaning of the Act. (Objections close 9 November 2020)
- 3 If there is no objection to your enrolment, you will be added to the ALCT Electors Roll, ready to vote. If your enrolment is objected to, you will be invited to provide further information that:
 - you have Aboriginal ancestry, and
 - you self-identify as an Aboriginal person, and

Candidate statements tri-fold pamphlet

How to vote.

- 1 Number the candidate boxes on the ballot paper.
- 2 Seal your ballot paper inside the Ballot Paper Envelope.
- 3 Sign the Voter's Declaration on that envelope.
- 4 Place the Ballot Paper Envelope inside the Reply Paid Envelope.
- 5 Mail your vote or Deliver to one of these places -
 - Moonah – TEC office 169 Main Rd, or
 - Launceston – ALCT office, 44 Canning St, or
 - ALCT pop-up voting booth. Call Rebecca for locations and dates – 6331 2833.

Get your vote to us before 2pm Tuesday 29 June 2021.



Need help? Lost your ballot paper?

We can help!

TEC 1800 801 701 - Sarah Mathews
ALCT 6331 2833 - Rebecca Digney
www.tec.tas.gov.au/ALCT

'A black election for black people'

Your ballot pack for ALCT elections.

Vote now.

Your vote must be received before 2pm Tuesday 29 June 2021.

North region election

- 3 nominations
- for 2 positions

